

2024 NEW ORLEANS SAINTS



MEDIA GUIDE





NEW ORLEANS SAINTS 2024 SCHEDULE

PRESENTED BY:
**SEAT
GEEK**

PRESEASON

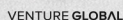
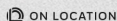
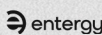
SAINTS HOME GAMES IN BOLD | *SELECT GAMES TIMES SUBJECT TO CHANGE

WEEK	DAY	DATE	OPPONENT	TIME (CT)
P1	SATURDAY	AUG. 10	AT ARIZONA CARDINALS	7:00 PM
P2	SUNDAY	AUG. 18	AT SAN FRANCISCO 49ERS	7:00 PM
P3	SUNDAY	AUG. 25	TENNESSEE TITANS	1:00 PM

REGULAR SEASON

WEEK	DAY	DATE	OPPONENT	TIME (CT)
1	SUNDAY	SEPT. 8	CAROLINA PANTHERS	NOON
2	SUNDAY	SEPT. 15	AT DALLAS COWBOYS	NOON
3	SUNDAY	SEPT. 22	PHILADELPHIA EAGLES	NOON
4	SUNDAY	SEPT. 29	AT ATLANTA FALCONS	NOON
5	MONDAY	OCT. 7	AT KANSAS CITY CHIEFS	7:15 PM
6	SUNDAY	OCT. 13	TAMPA BAY BUCCANEERS	NOON
7	THURSDAY	OCT. 17	DENVER BRONCOS	7:15 PM
8	SUNDAY	OCT. 27	AT LOS ANGELES CHARGERS	3:05 PM
9	SUNDAY	NOV. 3	AT CAROLINA PANTHERS	NOON
10	SUNDAY	NOV. 10	ATLANTA FALCONS	NOON
11	SUNDAY	NOV. 17	CLEVELAND BROWNS	NOON
12	BYE			
13	SUNDAY	DEC. 1	LOS ANGELES RAMS	3:05 PM
14	SUNDAY	DEC. 8	AT NEW YORK GIANTS	NOON
15	SUNDAY	DEC. 15	WASHINGTON COMMANDERS	NOON
16	MONDAY	DEC. 23	AT GREEN BAY PACKERS	7:15 PM
17	SUNDAY	DEC. 29	LAS VEGAS RAIDERS	NOON
18	TBD	TBD	AT TAMPA BAY BUCCANEERS	TBD

THANK YOU TO OUR 2024 PATRON SAINTS PARTNERS





We power Saints Nation

Entergy is proud to support our home team, the New Orleans Saints. The Saints bring a special energy to our city, and we're here to power them for seasons and generations to come. [entergy.com](https://www.entergy.com)

We power life.SM

EST. 2011

Bayou
RUM

**HANDCRAFTED WITH
PRIDE IN LOUISIANA**



**THE OFFICIAL RUM OF
THE NEW ORLEANS SAINTS**

CAESARS
SPORTSBOOK

WITH CAESARS REWARDS.




AN OFFICIAL SPORTS BETTING PARTNER

DON'T JUST SPECTATE. PARTICIPATE.

Bet with the app, and at Caesars Sportsbook
at Caesars New Orleans



Scan for our latest offers
this football season



RESPONSIBLE GAMING

Must be 21 or older to gamble. Not available in prohibited parishes.
Licensed through Horseshoe Bossier City and Harrah's New Orleans.
Know When To Stop Before You Start.®

GAMBLING PROBLEM? CALL 1-800-GAMBLER

SEATGEEK



BUY AND SELL SAINTS SEATS

STAFF DIRECTORY

NEW ORLEANS SAINTS

Ochsner Sports Performance Center • 5800 Airline Drive, Metairie, LA 70003

Telephone: (504) 733-0255 • Ticket Office: (504) 731-1700

Website: NewOrleansSaints.com • Colors: Old Gold, Black, and White

Conference: National Football Conference (South Division)

EXECUTIVE

Gayle Benson Owner
Melissa Scott Sr. Exec. Asst. to the Owner
Melissa Hoang..... Exec. Personal Asst. to the Owner
Eldric Washington Personal Asst. to the Owner

FOOTBALL OPERATIONS

Mickey Loomis Exec. Vice President/General Manager
Khai Harley.... SVP of Football Operations/Asst. GM
Scott Kuhn Director of Football Administration
Derek Stamnos Director of Football Operations
Grant Mathews Manager of Team Operations
Debbie Gallagher Exec. Asst. to EVP/General Manager
Zach Stuart Director of Analytics

PLAYER PERSONNEL

Jeff Ireland..... SeniorVP/Asst. GM - College Personnel
Michael Parenton .. Vice President of Pro Personnel
Justin Matthews Pro Scout
Tosan Eyetsemitan Pro Scout
Josh Hill Pro Scout
Mike Baugh National Scout
Terry Wooden National Scout
Ryan Powell National Scout
Mike DiJulio Area Scout
Jon Sandusky Area Scout
Casey Talley Area Scout
Joey Vitt Jr. Area Scout
Paul Zimmer Area Scout
C.J. Leak Area Scout
Matt Phillips Area Scout
Will Martinez Combine Scout
Ziad Qubti College Scouting Coordinator
Dave Ziegler Senior Personnel Advisor
Chad Vincent Director of Football Applications
Ben Autin Senior Software Developer
Abby Wingo Software Developer
Alvin Donaldson II ... Associate Software Developer
Michael Venit Football Data Scientist
Harry Piper Personnel Assistant
Rishi Desai Scouting Assistant

COACHING

Dennis Allen Head Coach
Clancy Barone Tight Ends
John Benton Offensive Line
Rick Dennison Senior Offensive Assistant
Jahri Evans Offensive Assistant
Derrick Foster Running Backs
Phil Galiano Assistant Special Teams
Matt Giordano Defensive Assistant
Peter Giunta Sr. Defensive Asst.
Todd Grantham Defensive Line
Adam Gristick Defensive Assistant
Michael Hodges Linebackers
Todd Grantham Defensive Line
Andrew Janocko Quarterbacks
Klint Kubiak Offensive Coordinator

Mike Martinez Assistant to the Head Coach
Denarius McGhee Assistant Wide Receivers
Kevin Petry Offensive Asst.
Marcus Robertson Secondary
Darren Rizzi Asst. Head Coach/Special Teams Coord.

Jordan Traylor Offensive Asst.
Keith Williams Wide Receivers
Joe Woods Defensive Coordinator
Brian Young Pass Rush Specialist

EQUIPMENT

John Baumgartner Head Equipment Manager
Corey Gaudet Asst. Equipment Manager
Richard Killian II Asst. Equipment Manager
Ben Steib Asst. Equipment Manager

COMMUNICATIONS

Doug Miller Executive Director of Football Communications
Justin Macione Director of Football Comm.
Sam Shannon Corporate Communications Manager
Davis Friend Football Communications Coordinator
Grant Segar Communications, Government Relations and Special Projects Coordinator

PLAYER ENGAGEMENT

Fred McAfee Vice President of Player Engagement
Danny Lawless Director of Security
Evan Meyers Asst. Player Engagement
Legends & Alumni Manager
Dan Simmons Alumni/Legends Development Coordinator

ATHLETIC TRAINING

Ben Stollberg Director of Sports Medicine
Shone Gipson Head Athletic Trainer
Jonathan Gress Director of Rehabilitation
Kevin Mangum Asst. Athletic Trainer
Bobby Feedback Asst. Athletic Trainer
Natalie Phipps Asst. Athletic Trainer
Jamie Meeks Director of Sports Nutrition

MEDICAL STAFF

Dr. John Amoss Team Physician
Dr. Karim Meijer Team Orthopedist
Dr. W. Stephen Choate Team Orthopedist
Dr. David Leslie Team Physician

SPORTS SCIENCE/STRENGTH & CONDITIONING

Dr. Matt Rhea, PhD Director of Sports Science
Matt Clapp Strength & Conditioning
Charles Byrd Strength & Conditioning
Rob Wenning Strength & Conditioning

VIDEO

Dave Desposito Video Director
Joe Alley Asst. Video Director
Tim Youngblood Video Asst.
Chris McNeice Video Asst.

STAFF DIRECTORY

SENIOR ADMINISTRATION

Dennis Lauscha President
Greg Bensei Sr. VP of Comms., Broadcasting, Community and Governmental Relations
Ben Hales Sr. VP of Marketing/COO
Ed Lang Senior Vice President of Finance/CFO
Vicky Neumeyer Sr. Vice President/General Counsel
Greg Rouchell Sr. VP of Human Resources
Michael Stanfield Senior Vice President of Sales
Jeanne Brown Exec. Asst. to the President

BUSINESS OPERATIONS

Stephen Pate Vice President of Business Operations
Ian Tigchelaar Senior Director of Operations
Katie Krajcer Senior Dir. of Event Policies and Fan Engagement
Morgan Parmer Sr. Mgr. of Fan Exp. and Initiatives
Courtney Kennedy Operations Manager
Megan Bourg Event Policies and Fan Engagement Manager
Giancarlo Hernandez Ops. and Fan Engagement Coord.
Brady Johnson Operations Coordinator

COMMUNITY RELATIONS/YOUTH SPORTS DEVELOPMENT

Elicia Broussard Sheridan VP of Community Relations/Youth Sports Development
Austin Pasco Youth Football Development Mgr.
Adam Fournier Manager, Social Responsibility

DIGITAL MEDIA

Doug Tatum Vice President, Digital Media
Alex Restrepo Senior Director of Social Media
Beth Blackburn Director of Digital Platforms
Andy Weilbaecher Senior Web Developer
Megan Kottemann Social Media Manager
Justin Vlosich Digital Media Coordinator
Madison Leavelle Social Media Illustrator
Christian Verde Social Media Senior Coord.
Tatiana Lubanko Social Media Senior Coord.
Andrew Lang Digital Media Associate
Michael C. Hebert Director of Photography
Jacob Wetzel Social Media Associate
Michaela Neal Social Media Associate

PRODUCTION

Shaneika Dabney-Henderson Vice President of Production
James Crosbie Senior Director of Video Production
Brianna Latino-Stubbs Director of Video Production
Layne Murdoch Jr. Dir. of Photog. and Live Events
Jon Lavanetto Senior Content Manager
Jon Mahody Senior Content Manager
Brendan Hassett Livestream Manager
Edwin Ford Manager of Video Production
Blairre Perriatt Senior Motion Graphics Coord.
Ryan Micklin Junior Editor
Chrys Sims Producer/Editor
John Sebag Producer/Editor
Forest Gaines Jr. Producer
Issabelle Vu Motion Graphics Coordinator

BROADCAST

John DeShazer Sr. Writer/Digital Media Contributor
Todd Graffagnini Digital Media Contributor
Erin Summers Broadcast Coordinator
Josh Richardson Gameday Producer

MARKETING STRATEGY, CREATIVE SERVICES & GAME PRESENTATION

Nancy Gold Vice President, Brand Strategy
DeVonte Martin Manager, Marketing
Steve Stanfield Manager, Email Marketing
Hollin Caire Design Director
Luke Halvorsen Graphic Designer
Rachel Zinsel Graphic Designer
Pashen Barrow Assistant Project Coordinator
Mariana Jerez Senior Manager, Special Events
Sara Anderson Director, Entertainment Teams
Jenny Craig Manager, Entertainment Teams
Chryssi Flores Director, Game Experience
Kristina Marquez Manager, Creative Entertainment
Hailey Williams Senior Coordinator, Game Experience
Sierra Thoulouis Coordinator, Live Entertainment
Kinsley Hopkins-Campbell Coordinator, Game Experience
Dylan Turley-Rule Coordinator Game Exp.
Alli Lichte Associate, Game Experience
Ben Grinsteiner Associate, Game Experience

CHARITABLE GIVING & DEVELOPMENT

Brittany Whitsell Dir. of Charitable Giving and Development

BUSINESS INTELLIGENCE

Rich Barber VP, Consumer Insights & Analytics
Basem Elkhatib Senior Business Intelligence Analyst
Victoria Boldis Sr. Consumer Insights Analyst
Lily Le Consumer Insights Analyst
Leighla Waterman Consumer Insights Analyst
Jake Sellers Data Engineer

CORPORATE PARTNERSHIPS

Matt Webb Vice President, Corporate Partnerships
Justin Baldinger Dir., Corp. Partnership Sales & Strategy
Erica Bernadas Dir., Partnership Marketing, Sales & Innovation
Johnny Pizzo Sales Dir., Corp. Partnerships and Media
Victoria Leahy Senior Manager, Partnership Development
Andrew Boylan Partnership Sales Account Manager
Taylor Johnson Director, Partnership Marketing
Steve McNelly Director, Partnership Marketing
McKell McLaughlin Partnership Marketing Manager
Russell Tebeffelt Partnership Marketing Manager
Sara Hayes Partnership Marketing Manager
MaryClare Stannard Partnership Marketing Manager
Sherrick Bader Partnership Marketing Manager
Lesley Barnette Partnership Marketing Manager
Sydney LaBiche Partnership Marketing Coordinator
Ashley Livaccari Corporate Partnership Project Coord.

STAFF DIRECTORY

Desiree' Chambers... Partnership Marketing Coordinator
Caitlin Link Partnership Marketing Coordinator
Draw Cronin..... Partnership Marketing Coordinator
Blair Positerry Graphic Design and Events Manager
Fred Ruckert ...Sr. Manager, Broadcast & Marketing

TICKET SALES/SERVICE LEADERSHIP

Matt Dixon..... Vice President of Ticket Sales
Blake Simon..... Sr. Director of Ticket Service & Operations
Chris Guidry..... Senior Director of Ticket Sales
Anthony Parilla Senior Director of Sales & Retention
Zac Cooper..... Director of Premium Sales & Service
Marc Lopez Director of Group Sales & Service
Brian Bean..... Inside Sales Manager

PREMIUM SEATING

Molly Threeton..... Premium Service Manager
David Stern Senior Premium Sales Account Executive
Jesse Nantz..... Senior Premium Sales Account Executive
Tyler Westbrook..... Premium Sales Account Executive
Robbie Lynch ... Premium Sales Account Executive
Meghan Rotolo..... Premium Service Coordinator

SEASON TICKET SALES

Cody Link Senior Season Ticket Acct. Exec.
Jon Rene Season Ticket Account Executive
Tyler Sherman... Season Ticket Account Executive
Gabriel Chasin... Season Ticket Account Executive
Chandler Blackmond..... Season Ticket Acct. Exec.
Gene Baker..... Season Ticket Account Executive
Brian Mensch..... Season Ticket Account Executive

SALES AND RETENTION

Courtney Gros..... Sr. Sales & Retention Acct. Exec
Blake Leonard..... Sr. Sales & Retention Acct. Exec.
Jordan Thomas... Sr. Sales & Retention Acct. Exec.
Larry Staub..... Sales & Retention Acct. Exec.
Austin Busby..... Sales & Retention Acct. Exec.
Mallory Panzavecchia..... Sales & Retention Acct. Exec.

GROUP SALES & SERVICE

Denton Hunter..... School Prog. Sales and Service Mgr.
Chris Harpster..... Group Sales Manager
Lindsey Stanek..... Senior Group Sales Acct. Exec.
Caroline Yates..... Group Sales Acct. Exec.
Eric Morris..... Group Sales Acct. Exec.
Alexandra Musso..... Group Service Coordinator
Sophie Lazear..... Group Service Coordinator

SEASON TICKET SERVICE

Angela Leon..... Ticket Administration Manager
Joshua Daniels Season Ticket Service Manager
Bryson Parker... Gameday Ticket Service Manager
Russell Houston Ticket Service Coordinator

TICKET OPERATIONS

Daniel Holden..... Director of Ticket Operations
Joe Chavis..... Ticket Ops. & Parking Services Mgr.
Lauren Brown..... Ticket Operations Manager
Austin Myers..... Saints Box Office Manager
Anna Haun..... Ticket Operations Coordinator

Jesus Jaime-Gutierrez Ticket Operations Coordinator
Russell Houston..... Ticket Operations Coordinator
Emerson Nance Ticket Operations Coordinator
Tori Scott..... Receptionist

FINANCE & ACCOUNTING

David Chaix..... Vice President, Head of Team Accounting
Mallory Vedros..... Controller
Alicia Dupart..... Payroll Senior Manager
Justin Pellegrini Financial Reporting Manager
Josh Harris Senior Accounting Coordinator
Felicia Jones..... Payroll Coordinator
Teresa Magallanes Accounting Coordinator
Kimberly Matthews Accounting Coordinator

ADMINISTRATION

Jay Romig..... Executive Director, Administration
John Berfect Mail Clerk

LEGAL

Matthew Sharpe..... Vice President & Associate General Counsel

DIVERSITY & INCLUSION

Dr. Darvelle Hutchins..... Vice President, Equity & Impact

HUMAN RESOURCES

Mary Vinet..... Senior Director of People & Benefits
Linley Fenlason..... Dir. of Talent Acquisition and Retention
Charlene Brown..... Benefits & Legal Coordinator
Katie Keane..... Human Resources Coordinator

INFORMATION TECHNOLOGY

Jody Barbier..... Executive Director of IT Operations
Jeff Huffman..... Sr. Dir. of IT Security & Administration
Kelvin Smith..... Director of Network Operations
Chris Chapital..... Sr. Mgr., Computer and Info. Systems
Robert Crump..... Computer Information Systems Coordinator
Joaquin Burras..... IT Support Specialist

FACILITIES

Terry Ashburn Facilities Director
Wade Vicknair..... Assistant Facilities Manager
Corey Rogers..... Grounds Superintendent
Gordon Duplessis..... Groundskeeper
Cody Vicknair..... Groundskeeper
Frank Gendusa..... Groundskeeper

COMMUNITY RELATIONS



SAINTS IN THE COMMUNITY

The Saints Community Relations Department is committed to supporting the charitable efforts of the club's ownership, players, coaches and staff throughout the Gulf South. This dedication to charitable causes and individuals in need was a defining trait of Tom Benson's 33-year tenure as the franchise's Owner and now that legacy carries on under the leadership of Gayle Benson. As a philanthropic force in the community, the club is committed to exercising its core beliefs and basic expectations of every member of the Saints organization, defined by its participation in initiatives that will have a positive and lasting impact in our community.

RESPONDING TO THE COMMUNITY IN TIMES OF CRISES

The relationship between the Saints and its fans is unique in the world of sports. The team has been the recipient of unqualified support from the community since its inception and welcomes the opportunity to give back - particularly in times of crisis. Donating and raising money as well as providing extensive organizational support following several devastating hurricanes, the 2010 Gulf Coast Oil Spill, widespread flooding and tornadoes that affected the region in 2016 and the COVID-19 pandemic from 2020-21, the club most recently faced the challenge of supporting the community following Hurricane Ida that battered the Gulf Coast in August, 2021. Almost immediately following the storm, Mrs. Benson made a donation of \$1 million to activate the Saints Gulf Coast Renewal Fund, with over \$5 million total being raised. With the assistance of the community leaders, the NFL Foundation and the Greater New Orleans Foundation, nonprofit organizations were identified to be beneficiaries that could address the immediate needs of those impacted throughout Louisiana.



Responding to immediate needs of the community is a priority of the organization. In light of the events involving Buffalo Bills safety Damar Hamlin on Monday Night Football late in the 2022 season, the Saints sprung into action in 2023 and donated over 70 automated external defibrillators (AEDs) to the New Orleans and Jefferson Parish recreation departments, also making sure staff members are trained in their use.

In addition to reacting to real-time issues such as natural disasters, the Saints also will continue

COMMUNITY RELATIONS

its commitment to prioritize efforts that build awareness of and support for issues challenging the Gulf South by working to safeguard and promote our wetlands and energy production, as they are critical to our nation's future economic vitality.

SPECIAL ATTENTION TO YOUTH & EDUCATION

The New Orleans Saints organization believes in the future of the Gulf South, and understands our community's children are our greatest resource and hope for a stronger region. Our Community Affairs and Youth Programs Departments conduct and assist in events and initiatives focusing on the development and education of our children.

Throughout the year, Saints players, Legends, and staff visit schools and various community centers to stress the importance of education, physical fitness, nutrition, leadership development, character building and time management. The club partners with a variety of organizations including (but not limited to) Boys & Girls Clubs, Special Olympics, Boy and Girl Scouts, United Way, Louisiana Children's Museum, American Heart Association, New Orleans Family Justice Center, Second Harvest Food Bank of Greater New Orleans and Acadiana, the Louisiana SPCA, Louisiana High School Athletic Association, Team Gleason, NFL YET Center, Clover New Orleans, Son of a Saint, Teach for America, Youth Empowerment Project, NORD and the Jefferson Parish Recreation Department.



SUPPORT AND IMPACT FOR THE ENTIRE COMMUNITY

While supporting youth and education is a daily focus of the club, significant resources are dedicated to enrich the lives of individuals in other areas of need. For the past seven years, the Saints 50/50 Charity Raffle's season total jackpot has raised over two million dollars, allowing the organization to assist thousands of people across the Gulf South region through the works of benefiting charities. Local and non-profit organizations have received proceeds garnered via fundraisers such as the Saints Kickoff Run Presented by Hancock Whitney. Saints ownership, executives and staff members serve on numerous community organization boards and partner with those entities to assist or co-develop appropriate programs with a plethora of organizations

COMMUNITY RELATIONS/ YOUTH SPORTS DEVELOPMENT

including (but not limited to) the Autism Society of Greater New Orleans and Autism Speaks, CADA of Greater New Orleans, American Heart Association, Second Harvest Food Bank, City Park of New Orleans, Saintsgiving at Dryades YMCA, Toys for Tots, Rebuilding Together New Orleans, American Red Cross, Make-A-Wish, Volunteers of America, United Negro College Fund and Bridge House. Each year, millions of dollars are given back to the community by the Saints through the donation of cash, goods and services, media and sponsorship.

Whether through financial support, in-kind donations, charitable appearances or just lending a helping hand, the New Orleans Saints are there to reciprocate the support the club has received from its community for 58 years.

SOCIAL JUSTICE EFFORTS

The Saints have taken an active role in supporting programming events and advocacy efforts to promote social justice since 2018. Saints Ownership, staff and players have worked towards multiple legislative changes, discussing the reduction and elimination of gun violence and supporting programs that empower those impacted by incarceration to successfully re-enter the community.

SAINTS YOUTH SPORTS DEVELOPMENT

The New Orleans Saints Youth Sports Development Department maintains an active presence in the community throughout the year, bringing National Football League excitement to children who may not have the opportunity to experience the thrill of a Saints football game in person. The Saints reach thousands of youth through programs such as the Saints Play Football Experience Camp, the Saints Experience and the Saints/Nike 11-ON annual event/High School 7-on-7 Regional Tournament. The club is also highly involved with all of the NFL's youth football initiatives such as PLAY60, NFL FLAG, and PLAY FOOTBALL MONTH celebrations. Throughout the region, the team hosts Play Football Experiences at local schools. The team's major initiative in 2024 has been establishing a girl's flag football league throughout the New Orleans area.




YOUTH SPORTS DEVELOPMENT

The Saints have continued to champion smarter and safer play for young athletes in partnership with USA FOOTBALL through the Heads Up Football program by hosting Player Safety Clinics, Player/Parent Camps and forums to further educate coaches, parents and players. Across the Gulf Coast, the Saints continue to fully fund Heads Up Football's enrollment fees for every high school in Alabama, Louisiana and Mississippi. Also in being committed to keeping young participants safe, in 2024, Head Coach Dennis Allen and many of the team's players donated guardian caps to several local high schools.



The club also honors area high school coaches through the Saints NFL High School Coach of the Week program, which provides \$1,000 to each coach's respective football programs. In addition, the Saints collaborate with corporate partners to conduct life skills presentations to high schools throughout the city. Topics such as education, work ethic, leadership, and character as well as post-graduation career opportunities are discussed.

The Sports Development Department is influential in helping to secure thousands of dollars through the NFL Foundation via the Player Matching, Team and Grassroots Grants. Funding received from these grants are distributed to youth and high school football organizations and support field projects throughout the region. The team also partners with John Fayard Moving to donate and deliver practice equipment to a local high school football program in need annually. All these efforts positively impact the growth and direction of football for youngsters in the community.



NEW ORLEANS SAINTS


OWNER

TIMELINE

When Tom Benson purchased the Saints in 1985, the franchise was quickly transformed. Combining his passion for building a championship team and his commitment to being a business and philanthropic leader, the Saints reached the playoffs for the first time two seasons later. After marrying Gayle Benson in 2004, Mr. and Mrs. Benson continued to work to build a championship franchise on and off the field, culminating with the Saints capturing Super Bowl XLIV. With Mr. Benson's passing in 2018, Mrs. Benson has upheld the high standards for the franchise that her late husband set, providing the necessary resources and guidance to allow the organization to reach new heights.

May 31, 1985

Tom Benson purchased New Orleans Saints from John Mecom Jr.



Jan. 14, 1986

Jim Finks is hired by Benson as President/General Manager.

Jan. 28, 1986

Jim Mora is hired as Head Coach.

Dec. 27, 1987

With a 33-24 win over Green Bay, the Saints closed out the regular season at 12-3, the franchise's first winning record, and went on to play in their first playoff game the following week.

Jan. 3, 1988

Saints play in their first playoff contest vs. Minnesota before 68,127 fans in the Superdome.

Mar. 23, 1989

Tom Benson is named as chairman of the NFL's finance committee, the league's most influential committee. Benson would serve three terms before stepping down in 2013.

Dec. 22, 1991

In a 27-3 win at the Phoenix Cardinals, the Saints won their first division title in franchise history with an 11-5 record as the defense allowed 211 points, the fewest allowed in the NFL. Pat Swilling was also named *Associated Press* NFL Defensive Player of the Year following a season where he had a club-record 17 sacks.



BENSON NEW ORLEANS SAINTS TIMELINE

Dec. 26, 1992

The Saints closed out a 12-4 regular season, where they gave up a league-low and club-record 202 points, also leading the NFL with 57 sacks, while surrendering only 15, the first time since 1977 a club led the league in both categories. All four starting linebackers - Rickey Jackson, Vaughn Johnson, Sam Mills and Pat Swilling were among six Saints selected to the Pro Bowl.



Apr. 25, 1993

Saints selected eventual NFL Hall of Famer William Roaf in the first round of the 1993 NFL Draft with the eighth overall pick, following a deal with the Detroit Lions to bring the eighth pick and a fourth round selection in exchange for Swilling.

Apr. 15, 1996

A state-of-the-art training facility opened in Metairie, housing the entire Saints organization for the first time in club history. The facility was later expanded with an indoor facility and was re-branded as the Ochsner Sports Performance Center.

Dec. 30, 2000

After winning the NFC West with a 10-6 record, the Saints recorded their first playoff win with a 31-28 victory over the St. Louis Rams at the Superdome.

May 13, 2002

Mickey Loomis was promoted to General Manager.

Oct. 29, 2004

Tom Benson married the former Gayle Marie LaJaunie.

Sept. 8, 2005

The Saints Hurricane Katrina Relief Fund was launched, eventually distributing over \$1 million dollars to benefit causes in the Gulf South.

Jan. 18, 2006

Sean Payton was hired as Head Coach.

Mar. 14, 2006

QB Drew Brees agreed to a five-year contract.

Sept. 25, 2006

In the team's return to the Superdome following Hurricane Katrina, the Saints defeated the Atlanta Falcons 23-3 before a nationally televised audience.

Jan. 13, 2007

The Saints defeated the Philadelphia Eagles 27-24 in the NFC Divisional Playoff round and advanced to the

BENSON NEW ORLEANS SAINTS TIMELINE

Oct. 26, 2008

Conference Championship for the first time.

The Saints played their first ever regular season game outside the United States, defeating San Diego 37-32 at London's historical Wembley Stadium.

Jan. 6, 2009

Brees named the *AP* 2008 NFL Offensive Player of the Year after he passed for 5,069 yards, 15 short of the NFL record at the time and also tied for the league lead with 34 touchdown passes.

Apr. 30, 2009

Mr. Benson negotiated a long-term lease extension with the State of Louisiana and the Saints, which resulted in extensive renovations to the Superdome, the construction of Champions Square outside the stadium and the purchase of an adjacent office building renamed Benson Tower, which was put back into service at full occupancy to help revitalize the city's Central Business District.

May 19, 2009

Led by Mr. Benson's efforts, the City of New Orleans was awarded Super Bowl XLVII, the fifth Super Bowl he would land for his hometown during his ownership tenure.

Dec. 13, 2009

New Orleans won its 13th game of the season, a club record, with a 26-23 win at Atlanta to improve to 13-0.

Jan. 24, 2010

With a 31-28 overtime win over the Minnesota Vikings in the NFC Championship, the Saints captured the first conference championship victory in team history.

Feb. 6, 2010

Jackson became the first Saints player to spend the majority of his career with the club to be voted to the Pro Football Hall of Fame. Jackson would be presented by Mr. Benson for induction at the ceremony in Canton, Ohio on August 7.

Feb. 7, 2010

Saints capture Super Bowl XLIV, defeating the Indianapolis Colts 34-17 in South Florida. Brees was named the game's MVP after completing 32-of-39 passes (82.1%) with three touchdowns. The game attracted an average audience of 106.5 million U.S.



viewers, making it the most watched Super Bowl at

BENSON NEW ORLEANS SAINTS TIMELINE

June 24, 2010

that time.

In the wake of a catastrophic oil spill in the Gulf of Mexico, Mr. Benson and the Saints established the Saints Gulf Coast Renewal Fund, which distributed over \$1.5 million to local charities.

Aug. 9, 2010

The Super Bowl Champion Saints visited the White House.

Jan. 8, 2011

The Saints closed their 2010 season with a Wild Card playoff loss at Seattle, although New Orleans qualified for the postseason in consecutive seasons for the first time since the 1990-92 campaigns.

Apr. 28, 2011

With the 24th overall pick in the first round of the 2011 NFL Draft, New Orleans selected California defensive end Cameron Jordan. The Saints then moved back into the first round in a draft night trade with New England to select Alabama running back Mark Ingram, the 2009 Heisman Trophy winner, with the 28th overall selection. Jordan is ranked first in franchise history with 115.5 sacks and has been selected to eight Pro Bowls, the most by a Black and Gold defender. Ingram is the franchise's all-time leader in rushing yards (6,500).

Jan. 1, 2012

Following a 45-17 win over divisional rival Carolina in the 2011 regular season finale, the Saints finished 13-3 for the second time in three seasons, winning the NFC South and setting the NFL single-season record with 7,474 total net yards. Brees passed for 5,476 yards, an NFL record at the time, and would be named the *AP* NFL Offensive Player of the Year for the second time in his career.

Feb. 4, 2012

Roaf voted to the Pro Football Hall of Fame.

May 20, 2012

Dennis Lauscha is promoted by Mr. Benson to Team President.

June 15, 2012

Mr. Benson purchased the New Orleans Hornets NBA franchise, which he would rename and rebrand the New Orleans Pelicans in 2013.

Nov. 10, 2013

Jackson, Archie Manning and Roaf are the first three inductees into club's Ring of Honor on a Sunday evening when the Saints defeated the Dallas Cowboys 49-17. The club set an NFL record with 40 first downs and a club mark with 625 total net yards.

Dec. 29, 2013

After a one-year absence from postseason play, the Saints clinched their fourth playoff berth in five years

BENSON NEW ORLEANS SAINTS TIMELINE

- with a 42-17 win over Tampa Bay in the Superdome. The win also sealed a perfect home record in 2013 for just the second time in franchise history.
- Jan. 4, 2014** Saints win NFC Wild Card Playoff at Philadelphia, 26-24, clinching the franchise's first road playoff win.
- Sept. 2, 2014** A statue of Mr. Benson holding the Lombardi Trophy after the team's Super Bowl XLIV win debuted in Champions Square following a ceremonial unveiling before Mr. and Mrs. Benson, Saints executives and local dignitaries.
- Dec. 21, 2015** During halftime of New Orleans' game against the Detroit Lions, Morten Andersen was inducted as the fourth member of the Saints Ring of Honor. He is the Saints' all-time leading scorer with 1,318 points, was selected to the Pro Bowl six times in the Black and Gold and was the NFL's all-time leading scorer from 2006-18.
- Jan. 1, 2017** The Saints boasted a 5,000-yard passer (Brees, 5,208), 1,000-yard rusher (Ingram, 1,043) and two 1,000-yard receivers (Brandin Cooks, 1,173 and Michael Thomas, 1,137) for the first time in franchise history, as the 2016 New Orleans offense joined the 2013 Denver Broncos as only the second team in NFL history to feature a 5,000-yard passer, a 1,000-yard rusher and two 1,000-yard receivers. Brees also set the NFL single-season mark for completions (471) that stood until 2021, when 17-game seasons started.
- Feb. 4, 2017** Andersen is voted into the Pro Football Hall of Fame.
- Aug. 3, 2017** A completely renovated Tom Benson Hall of Fame Stadium is dedicated at the Pro Football Hall of Fame in Canton, Ohio, with a statue of Mr. Benson in the end zone plaza overlooking the field. Mr. Benson donated \$10 million to the stadium renovation project and another \$1 million towards the construction of a planned retirement facility on the Hall's grounds for retired NFL players.
- Nov. 3, 2017** Tom Benson Way, the street located outside the Ochsner Sports Performance Center, is dedicated in Mr. Benson's honor.
- Dec. 24, 2017** The Saints played in front of 73,188 fans on Christmas Eve and topped the Atlanta Falcons 23-13 to record their 11th win of the season, securing a return to the playoffs for the first time since 2013. New Orleans's regular season home attendance of 585,113 set a franchise record.
- Jan. 7, 2018** The Saints defeat the Carolina Panthers in the NFC Wild

BENSON NEW ORLEANS SAINTS TIMELINE

Jan. 28, 2018

Card Playoff, 31-26.

Seven Saints participated in the Pro Bowl in Orlando, Fla. The New Orleans staff coached the NFC squad.

Feb. 3, 2018

Alvin Kamara finished his dazzling rookie campaign with a club-best 1,544 total yards from scrimmage and 14 touchdowns, as he and Marshon Lattimore, who led National Football League rookies with five interceptions, became the first duo on the same club to capture *Associated Press* NFL Offensive and Defensive Rookie of the Year in the same season since 1967.

Mar. 15, 2018

Mr. Benson passes away at the age of 90 following a career in business and professional sports that spanned



over 70 years. Mrs. Benson becomes Owner of the Saints, Pelicans and his business enterprises.

Sept. 9, 2018

During halftime of New Orleans' opener vs. Tampa Bay, Mr. Benson was inducted posthumously as the fifth member of the Saints Ring of Honor.

Nov. 22, 2018

In a 31-17 win over Atlanta on Thanksgiving night at the Superdome, New Orleans won its tenth consecutive game, giving the Saints the second-longest winning streak in franchise history.

Jan. 20, 2019

Mrs. Benson completed her first season as Owner with 13 regular season wins, tying the 2009 and 2011 teams for the most regular season victories. New Orleans's 13-3 record earned them back-to-back division titles for the first time in franchise history as they advanced to the Conference Championship for the first time since 2009. Eight Saints were named to the Pro Bowl. Brees set the NFL single-season record for completion percentage (74.4).

Dec. 16, 2019

In a 34-7 win over Indianapolis on Monday Night Football, capping a weekend that featured a reunion of the Super Bowl XLIV team, Brees set an NFL record for completion

BENSON NEW ORLEANS SAINTS TIMELINE

Dec. 29, 2019

percentage, completing 29-of-30 passes (96.7 pct.).

Saints finished with a 13-3 record for the second consecutive season, capturing their third consecutive NFC South title and playoff appearance. Individually, a club-record six Saints were selected as *Associated Press* All-Pros and a team-record 11 Saints were named to the Pro Bowl.

Mar. 16, 2020

Mrs. Benson formed the Gayle Benson Community Assistance Fund, starting with a personal \$1 million donation in response to the COVID-19 pandemic. In addition to her donation, a significant amount of additional funds have been raised through her encouragement and efforts from the local business community, with donations being disbursed through the Greater New Orleans Foundation to local businesses and affected individuals.

Dec. 25, 2020

In a 52-33 Christmas Day win over the Minnesota Vikings, New Orleans clinched the NFC South for the fourth consecutive season and earned four consecutive playoff berths for the first time in franchise history. RB Alvin Kamara rushed for six touchdowns, tying a longstanding NFL record for both rushing touchdowns and total touchdowns (six). Individually, three Saints were selected to the *Associated Press* All-Pro team and five also were selected to the Pro Bowl on the strength of a 12-4 campaign and the team's fourth consecutive division title. Following a season that ended in the second round of the playoffs, QB Drew Brees announced his retirement, 15 years to the day he agreed to join the Saints in 2006. Brees ended his playing career as the NFL's all-time leader in completions (7,142) and passing yardage (80,538), leading New Orleans to nine playoff appearances, seven division titles and the Super Bowl XLIV championship over a 15-year period.

July 26, 2021

Mrs. Benson and the Saints announce a 20-year agreement with Caesars Entertainment to rename the club's renovated stadium the Caesars Superdome.

Sept. 12, 2021

Under Mrs. Benson's leadership, on and off the field, the Saints responded to Hurricane Ida, which battered the Louisiana Coast on August 29. Starting with a \$1 million donation to the Saints and Pelicans Gulf Coast Renewal Fund, over \$5 million was raised to support deserving nonprofits to support relief and rebuilding efforts along the Gulf Coast. On the field, the Saints withstood a necessary relocation of football operations to Dallas and the moving of their season opener against Green Bay to

BENSON NEW ORLEANS SAINTS TIMELINE

Dec. 2, 2021

Jacksonville, Fla. with an emotional 38-3 win over the Packers.

During a halftime ceremony of the team's contest vs. Dallas, the Saints inducted Mills posthumously as the seventh member of the club's Ring of Honor. Mills finished his Saints career with 934 tackles and was selected to four Pro Bowls. Two months later, Mills was voted into the Pro Football Hall of Fame's Class of 2022.



Jan. 25, 2022

After New Orleans finished the season 9-8 with its fifth straight winning campaign, Payton stepped away after posting a 161-97 record (regular season and postseason combined) in 16 seasons. He departed the Saints as the franchise's winningest head coach.


Feb. 8, 2022

Following an extensive internal and external search led by Mrs. Benson, Loomis and Lauscha, Dennis Allen was introduced as the 17th head coach of the New Orleans Saints. Allen, who had served as defensive coordinator since 2015, is a coaching veteran of 28 seasons, including 14 in New Orleans.



May 11, 2022

In a presentation held at the Ochsner Sports Performance Center, Mrs. Benson received the *New Orleans Times-Picayune* Loving Cup Award for 2021, which is annually awarded to New Orleanians whose philanthropic efforts and community involvement soar above and beyond.



BENSON NEW ORLEANS SAINTS TIMELINE

Mrs. Benson was recognized for her leadership in a community that was adversely affected by both the COVID-19 Pandemic and Hurricane Ida. Under Mrs. Benson's leadership the Saints and Pelicans franchises stepped up to support the region with a combination of financial support of local nonprofits, volunteerism and provided inspiration to a community in need.

Mar. 6, 2023

New Orleans agreed to terms with quarterback Derek Carr on a four-year contract. Carr provided stability at the position as the first Saints signal-caller to start every game since 2017 and he completed 375-of-548 passes (68.4 pct.) for 3,878 yards with 25 touchdowns, only eight interceptions and a 97.7 passer rating, helping New Orleans to win four of their last five games to finish 9-8 with their sixth winning campaign in their last seven years.



Nov. 3, 2023

With the leadership of Mrs. Benson as the event chair, the 11th annual Moonlight & Miracles gala at the Caesars Superdome raised over 1.5 million dollars to directly benefit patients and programs of the Ochsner Cancer Institute at comprehensive cancer centers located throughout New Orleans, Baton Rouge and the Northshore.

Dec. 11, 2023

After years of planning by Mrs. Benson and her executive leadership team, the Ochsner Sports Performance Center began a transformation, by adding state-of-the-art dining facilities and redesigning the club's weight room.

OWNERSHIP



GAYLE BENSON
OWNER

Gayle Benson provides leadership for the New Orleans Saints and New Orleans Pelicans. She succeeds her husband, Tom Benson, who passed away on March 15, 2018, after serving as Owner of the Saints since 1985 and the Pelicans since 2012. The New Orleans native is an accomplished business professional and philanthropist with strong ties to the local community and is dedicated to contributing to the growth and enhancement of the Gulf South region.

Mr. and Mrs. Benson worked together to build model NFL and NBA organizations, housed in state-of-the-art facilities at the Ochsner Sports Performance Center, Caesars Superdome and Smoothie King Center, while making a positive impact in the community.

With the Saints franchise under the guidance of Mr. and Mrs. Benson, the team has reached new heights since 2006, when they entrusted Executive Vice President/General Manager Mickey Loomis to set the direction for the organization, responding by making important coaching hires and continually supplementing and upgrading the roster through the draft, free agency and trades. Since then, the franchise has reached its highest point of success, posting a 184-124 record from 2006-23, featuring 11 winning seasons, nine playoff berths, seven division titles, three NFC Championship appearances and the Super Bowl XLIV title.

In Mrs. Benson's first six seasons of ownership, New Orleans has posted five winning campaigns, three consecutive NFC South division titles (2018-20) and reached the 2018 NFC Championship game. No NFC team has matched the Saints' 33 regular season road victories since 2018. Their 63 regular season wins are first in the NFC during the six-season period. 15 different Saints players have received a combined 32 Pro Bowl selections and nine separate players over the past six seasons have received Associated Press All-Pro honors.

The Caesars Superdome will complete a five-year, \$560 million, multiple-phase transformation for the 2024 Saints season, as it retains its standing as one of the world's most iconic multipurpose facilities on the eve of hosting Super Bowl LIX on February 9, 2025. The Caesars Superdome has been sold out on a season ticket basis for every campaign since 2006, with a waiting list of over 73,000 and 182 consecutive sellouts for contests played at the venue through the 2023 campaign. The team's Ochsner Sports Performance Center, one of the most cutting edge practice facilities in the NFL, is in the midst of a one-year project featuring the construction a brand-new cafeteria and renovation of the draft room and weight room.

Following in the footsteps of her husband, who played a significant role in the City of New Orleans hosting five Super Bowls during his ownership and wielded extensive influence and respect among fellow NFL owners with a 25-year tenure as Chairman of the Finance Committee, Mrs. Benson has become instrumental with her leadership in important league issues, serving on the Audit, Business Ventures and Hall of Fame

OWNERSHIP

Committees, as well as the Social Justice Working Group. She served as a key voice in securing New Orleans' bid to host Super Bowl LIX, which will mark the 11th time the Crescent City will serve as a host, tying with Miami for the most Super Bowls by a host city. The economic impact of Super Bowl XLVII, played in 2013, which Mr. Benson successfully campaigned for, was \$480 million for the greater New Orleans region, not to mention the exposure and charitable contributions that the National Football League makes during Super Bowl week that extends for generations. Mrs. Benson remains committed to bringing future Super Bowls to New Orleans.

Immediately upon Mr. and Mrs. Benson's purchase of the former Hornets franchise from the NBA in 2012, construction began on a state-of-the-art basketball practice facility to house the entire organization together, while also rebranding as the Pelicans. Through agreements with the State of Louisiana upon the 2012 purchase, the Smoothie King Center has seen renovations, featuring a new center-hung HD scoreboard, which debuted in 2015, along with several additional fan upgrades. Through this commitment, NBA All-Star Weekend was awarded to New Orleans in 2014 and 2017, making the city one of just seven current NBA markets to host the mid-season event at least three times. Active in league affairs, Mrs. Benson, serves as a member of the NBA's Labor Relations Committee and was named to the NBA Foundation Board of Directors in 2020. As a board member, she is constantly an advocate for the city of New Orleans and the state of Louisiana. Since her 2020 addition, distributions by the foundation have benefited numerous deserving New Orleans nonprofits.

Mrs. Benson oversaw a significant overhaul of the Pelicans in 2019 when she hired Executive Vice President of Basketball Operations David Griffin and committed to significant upgrades to the Ochsner Sports Performance Center's basketball facilities. Through the support of these organizational improvements by Mrs. Benson, combined with several important player acquisitions through the draft, free agency and trades and the hiring of Head Coach Willie Green, the Pelicans have established a solid foundation, reaching the 2023-24 playoffs.

Community investment and giving back have been hallmarks of Mr. and Mrs. Benson's ownership of the Saints and Pelicans. This tradition continues under Mrs. Benson's stewardship, sharing her late husband's vision and passion for helping others. She has further enriched the New Orleans community through her support to causes in the health and wellness, cancer care, education, arts and faith-based sectors.

As dedicated corporate citizens, the Saints and Pelicans annually put millions of dollars back into the community in financial support, in-kind donations, charitable appearances and donations of goods and services. Mrs. Benson's philanthropic leadership has been recognized far and wide since becoming Owner.

Mrs. Benson has always quickly responded and taken action to conditions that affect the local community adversely. With the COVID-19 pandemic and Hurricane Ida providing multiple challenges to the New Orleans area and its citizens over a two-year period, Mrs. Benson donated over \$2 million, partnering with the Greater New Orleans Foundation to assist local organizations and individuals in need to help the region and its residents recover from difficult circumstances. In 2020, utilizing the platform of the Saints and Pelicans to harness the unifying power of sport to advance race relations across both the Gulf South and the country, she formed the Social Justice Leadership Alliance to advocate for issues of change in minority communities.

In 2014, Mrs. Benson was honored by the New Orleans Council for Community and Justice with its Weiss Award, recognizing achievement for exceptional civic and

OWNERSHIP

humanitarian contributions. In 2015, the couple were honored by the regional chapter of the Anti-Defamation League with the A.I. Botnick Torch of Liberty Award. In 2018, she and Mr. Benson (posthumously) were honored by two of the city's leading higher education institutions. They received a Dermot McGlinchey Lifetime Achievement Award from Tulane University, honoring those who have demonstrated service, volunteer involvement and commitment to Tulane and their hometown communities and were inducted into the University of New Orleans' Hall of Distinction.

In 2019, Mrs. Benson received several important honors. She was honored by Xavier University of Louisiana with the Sister Maris Stella "Women of Faith" Award and was recognized by the UNCF with the group's MASKED Award for her support of educational opportunities for all. Additionally, Mrs. Benson was honored by the Allstate Sugar Bowl Chapter of the National Football Foundation/College Football Hall of Fame with its Distinguished American Award. The National World War II Museum selected her as an American Spirit Medallion recipient. The Greater New Orleans Foundation also honored Mrs. Benson with the organization's Spark Plug Award, given to an individual whose philanthropy in the greater New Orleans community has been exemplary.

In 2021, Mrs. Benson was presented by the University of Holy Cross with its Spes Unica Award, the educational institution's highest honor, based on her support of the university's mission to educate both the mind and heart. She was the Times-Picayune's 2021 Loving Cup award winner, an honor which has been presented since 1901 to men and women who have performed exemplary service to the community without expecting material recognition.

In 2022, Mrs. Benson was recognized by the local charity, Clover, as a co-recipient of the Reverend Beverley Warner Ward, for her extensive work with the non-profit whose mission is to educate children, strengthen families and build community. Mrs. Benson was honored by the American Cancer Society's Louisiana Chapter with their 2022 Heart & Soul Award for her constant support in the fight against cancer through the services provided to cancer patients, families and caregivers at Ochsner's Gayle and Tom Benson Cancer Center. She was also recognized by the Southeast Louisiana Council, Boy Scouts of America with their 2022 "Distinguished Citizen" Award.

In 2023, Mrs. Benson was honored as a "Louisiana Legend" by Louisiana Public Broadcasting for distinguishing herself in the sports field and through her philanthropy. Realizing the need for the commitment to people with disabilities by her sports organizations and business ventures, whether enhancing their fan experience or providing employment opportunities/support, she was selected for the 2023 Human Highlight Never Moment Award by the KultureCity organization. With Mrs. Benson's encouragement, the Saints became a founding partner of the HBCU Legacy Bowl all-star game held in New Orleans, establishing financial support for the contest and its week of events, which includes hosting a scouting combine for participants at the Ochsner Sports Performance Center and a career fair for both players and HBCU students. The career fair attracts over 100 regional and national employers to help provide opportunities and networking for HBCU students. In recognition of her support of the events, Mrs. Benson received the 2023 Black College Football Hall of Fame Founders Award. Mrs. Benson was also inducted into the Louisiana Center for Women in Government & Business (LCWGB) Hall of Fame alongside former Louisiana first lady, Donna Edwards. Mrs. Benson also received the Lifetime Achievement Award from the LCWGB, which recognized her remarkable achievements in business and her unwavering generosity toward various causes across the state of Louisiana.

In 2024, at Washington Mardi Gras, Mrs. Benson received the Humanitarian of the

OWNERSHIP

Century Award from U.S. Senator John Kennedy, which recognized her continuous philanthropic efforts throughout New Orleans, the state of Louisiana, and the Gulf South region.

In addition to serving on the boards of several local educational institutions and the New Orleans Museum of Art, Mrs. Benson is also a member of the Audubon Commission, which oversees the Audubon Nature Institute.

Mrs. Benson has been a longtime trusted and valued member of the local Catholic community, reflecting her deep religious faith. She has worked tirelessly with the Archdiocese of New Orleans' Catholic Charities organization and its umbrella agencies that feature almost 50 programs and three affiliated ministries. These organizations deliver health and human services to those in need in the eight Southeast Louisiana parishes, which the Archdiocese serves, as well as food and nutrition services throughout the state. Mrs. Benson has worked closely with St. Louis Cathedral's Rite of Christian Initiation for Adults (RCIA) program. Currently, she is in the midst of leading an unprecedented effort to repair and restore the St. Louis Cathedral with the Our City, Our Cathedral campaign, which aims to restore the city's most iconic building after suffering from nearly two centuries of wear and tear, water damage and settling.

Mrs. Benson's support of the Catholic Church has been recognized on numerous occasions. In 2002, she received the Medal of the Order of St. Louis Award for dedication to the Catholic Church. In 2010, she became an Honorary Oblate of Mary Immaculate and in recognition of longstanding support of Catholic education, Mr. and Mrs. Benson received the St. Elizabeth Ann Seton Award from the National Catholic Educational Association. In 2012, Mr. and Mrs. Benson received from Pope Benedict XVI the Pro Ecclesia et Pontifice award, which recognizes outstanding service to the Church and the Pontiff, the highest Papal award granted to a lay person. She holds a leadership role after being inducted as Dame Commander with Star in the Equestrian Order of the Holy Sepulchre of Jerusalem and is a member of the Order of St. Lazarus, a confraternity of Christian faithful who profess their commitment to Jesus Christ. In February, she was recognized by FADICA, the leading Catholic philanthropic network of foundations and donors supporting Catholic activities and initiatives, with the Mary Magdalene Medal of Service, which recognizes someone who shares their time, talent and treasure with the Church.

Mrs. Benson began her professional career in 1968 as a manager for a noted New York-based jeweler. She was responsible for overseeing and managing the daily operation of over 40 sales associates. She then branched out into real estate development, which allowed her to successfully integrate her passion for interior design with property management. Her first real estate transaction occurred in 1978 when she purchased a home in New Orleans's Irish Channel and then sold the property eight months later after extensive restoration. She would go on to purchase, manage and eventually sell numerous properties, primarily in the city's Uptown district.

In 1975, Mrs. Benson began a 30-year design industry career where she achieved tremendous success. Throughout the course of her interior design career, she was recognized with numerous professional awards and served as an inaugural member on the Louisiana State Board of Licensing for Interior Designers for four years. She directed numerous major design efforts with her clients, including the Caesars Superdome (formerly Louisiana Superdome and Mercedes-Benz Superdome), several of the city's most prestigious hotels, local supermarket chains, automobile dealerships, yachts and many others.

OWNERSHIP

In 2000, Mrs. Benson worked with the Superdome on renovations to the iconic New Orleans landmark's third and fourth level public spaces, in addition to renovations on select suites. She also owned and developed a commercial real estate building on the corner of Laura and Octavia Streets, a women's clothing private enterprise called "Toujours la Ligne" and a designer's showroom called "Designers Resource" which served as a wholesale location for designers and architects seeking to purchase fabric, wall coverings and accessories. The Men of Fashion Committee recognized Mrs. Benson as one of the "Ten Best Dressed Women in New Orleans" in 1983.

In addition to her ownership of the Saints and Pelicans, Mrs. Benson established GMB Racing Stables in 2014 with an initial purchase of seven colts and hiring three veteran trainers, all with Louisiana ties. In 2016, two of the thoroughbreds, Mo Tom and Tom's Ready, participated in the Kentucky Derby. Another thoroughbred, Lone Sailor, ran in the 2018 Kentucky Derby and Preakness. She owns Benson Farm in Paris, Ky., a 1,000-acre farm with nearly 50 horses. As part of her passion for horse racing, she is a member of the esteemed Jockey Club of New York. Mrs. Benson also serves as Owner of seven automotive dealerships (Best Chevrolet, Cadillac of New Orleans, Mercedes-Benz of New Orleans, Mercedes-Benz Van Center, Mercedes-Benz of South Mississippi, Porsche New Orleans, Volkswagen of South Mississippi, Infiniti of South Mississippi), three premier collision centers across Mississippi and Louisiana, Benson Tower, Benson Capital Partners, Corporate Realty and is also a co-owner of the Hyatt Regency New Orleans.

Mrs. Benson was born in New Orleans and grew up in the Old Algiers section of the city. She began her education in Catholic schools and in 1966 graduated from Martin Behrman High School in Algiers. She received a Doctorate of Letters from Notre Dame Seminary in 2014. Serving as keynote speaker at their respective commencement ceremonies, Mrs. Benson has been awarded honorary degrees from University of Holy Cross (2015), Southern University of New Orleans (2021), Delgado Community College (2022) and an Honorary Doctor of Humane Letters from Loyola University New Orleans (2019).

Mr. and Mrs. Benson married on October 29, 2004 at the Immaculate Conception Memorial Chapel.

PRESIDENT



DENNIS LAUSCHA

PRESIDENT

Dennis Lauscha, a native New Orleanian, has been a fan of the Saints since he was a young boy. He attended Jesuit High School and received degrees in Business, first from the University of Alabama, followed by an M.B.A. from Loyola University. Starting out his career as a C.P.A.,

Lauscha worked for a major global financial services firm before his decades long career with the Saints. He first joined the Saints in 1998 as Treasurer, and as a result of his hard work, loyalty and business acumen, Lauscha rose through the executive ranks to serve as Vice President, Senior Vice President and Executive Vice President before reaching his now esteemed post as President of both the Saints and Pelicans since 2012. In his role, he oversees the club's financial operations, government affairs, marketing, ticket and suite sales, legal, stadium, community affairs, human resources, business intelligence and information technology. He also serves as a representative for both clubs at NFL and NBA Owners meetings.

In addition to his duties with the Saints and Pelicans, the New Orleans native maintains multiple roles within Mrs. Benson's business enterprises, maintaining a role in the management of her regional automotive dealerships (Best Chevrolet, Cadillac of New Orleans, Infiniti of South Mississippi, Mercedes-Benz of New Orleans, Mercedes-Benz of South Mississippi Mercedes-Benz Sprinter, Porsche New Orleans and Volkswagen of South Mississippi) and three collision centers, Corporate Realty, GMB Racing, and Benson Capital Partners.

Lauscha's collaborative style, financial acumen and long-term view has played a key role as a member of a contingent that has negotiated agreements for both the Saints and Pelicans with the state of Louisiana. These have resulted in long-term lease agreements, continuous improvements to their playing and practice facilities, revitalization of the areas around them and generated revenue for the state without any new taxes for citizens.

In 2009, Lauscha helped negotiate the partnership with the Louisiana Governor and a subsequent extension of the agreement that continues the Saints' long-term commitment to the state. The deal included the purchase and revival of the former New Orleans Centre, which has been transformed into Champions Square and the Benson Tower property adjacent to the Caesars Superdome, with the stadium undergoing extensive renovations and improvements. Since playing a key role in Mr. and Mrs. Benson's purchase of the Pelicans in 2012, Lauscha has helped broker agreements with the state to upgrade the team's playing and practice facilities. Following successful negotiations, the Pelicans have a long-term commitment to the state, and the Smoothie King Center has undergone over \$50 million in renovations and improvements.

In 2015, Lauscha helped negotiate an agreement with the state that resulted in \$40 million in enhancements for fans of both the Saints and Pelicans. The Caesars Superdome had state-of-the-art video boards added in 2016 in addition to renovated suites and other fan amenities, while a new center-hung HD video scoreboard was

PRESIDENT

installed in the Smoothie King Center. Most recently, Lauscha brokered a \$560 million agreement with the state that has resulted in a long-term lease extension for the Saints and a transformation of the Caesars Superdome that will be completed this summer, to keep the stadium among the world's elite sports facilities, including brand new field level suites, which debuted in 2021 and seating, suite, technology and concession upgrades. He has played a key role in finalizing 2021 and 2014 ground-breaking naming rights and sponsorship agreements for both teams' playing facilities with Caesars Entertainment and Smoothie King.

Lauscha was instrumental in the 2003 expansion of the Saints training facility. He later oversaw a renovation and expansion of the facilities and administrative offices for the Saints and Pelicans from 2012-13, while directing the construction of a standalone basketball practice facility. The clubs are now housed on the same site at the Ochsner Sports Performance Center, featuring some of the top practice and administrative facilities in professional sports.

Lauscha has remained committed to attracting major sporting events to New Orleans. He is a key member of the team that actively pursues future Super Bowls and NCAA Basketball Final Four Championships for New Orleans – and was instrumental in landing Super Bowl XLVII, which was played in 2013 and Super Bowl LIX to be played at the Caesars Superdome on February 9, 2025. After Mr. and Mrs. Bensons' 2012 purchase of the Pelicans, the city has hosted NBA All-Star Games in 2014 and 2017.

Active throughout sports and the community, Lauscha currently serves as a member of the Business Council of New Orleans & the River Region, as a board member of the Audubon Nature Institute, Loyola University New Orleans, Greater New Orleans Foundation, and as a trustee of the National World War II Museum. Lauscha has completed terms as board president of the Preservation Resource Center, president of the regional chapter of the Boy Scouts of America, a member of the Blight Transition New Orleans Task Force, the Mayor's Transition Committee, the Super Bowl XLVII Host Committee, the 2014 and 2017 NBA All-Star Game Host Committees, the 2012 NCAA Final Four Host Committee, the Loyola University New Orleans School of Business Visiting Committee, the NBA's Team Advisory Council of Presidents and Team CBA Advisory Committee, the NFL's Ticketing Strategy Working Group, the NFL's 100th Anniversary Committee, the NFL's Sports Betting Committee, the Stuart Hall School Board of Trustees and on the New Orleans Museum of Art Board.

Lauscha's dealings with the Saints and Pelicans, state officials and local organizations have provided an opportunity for community involvement. His professional and charitable work was recognized by New Orleans *CityBusiness*, when he was selected as one of the 40 Most Influential Members of the Community. The honor is bestowed on those who are laying the groundwork for a better city. In 2010, he was named the Alumnus of the Year by Loyola's College of Business and was named to the 2010 Class of Role Models by the Young Leadership Council. He was honored by the Allstate Sugar Bowl Chapter of the National Football Foundation/College Football Hall of Fame with its 2014 Distinguished American Award. In 2015, Lauscha gave the commencement address to the graduates of the University of New Orleans. In 2016, he was inducted into the Order of West Range for the Pi Kappa Alpha Foundation. He was honored as a 2019 Laureate of Junior Achievement's Greater New Orleans chapter and as Chairman of the organization's 2023 Business Hall of Fame. Lauscha has also completed the NFL Managers Program at Stanford University's Executive Education Graduate School of Business. In 2022, he was named Jesuit's Alumnus of the Year. Most recently, Lauscha was honored as a 2024 Pillar of Scouting by the Boy Scouts organization.



NEW ORLEANS SAINTS

FOOTBALL

EVP/GENERAL MANAGER



MICKEY LOOMIS
EXECUTIVE VICE PRESIDENT/
GENERAL MANAGER

Responsible for the club's entire football operations, Executive Vice President/General Manager Mickey Loomis enters his 23rd season in his current position and 25th with the New Orleans Saints. He is a veteran of 37 years in the NFL and has been honored with the most prestigious awards presented to a league executive during his time in New Orleans. Yet, the most satisfying achievement of Loomis' career has come in helping mold a roster that has produced many of the franchise's finest moments over the last 17 seasons, including the Super Bowl XLIV championship.

Loomis was promoted to general manager in 2002 and earned the additional title of executive vice president later that year. The departments under his direction include coaching, player personnel and scouting, salary cap management, contract negotiations, athletic training, equipment, video and communications.

In 2006, after being the key figure in the hiring of Head Coach Sean Payton, the signing of QB Drew Brees and essentially rebuilding a team that would advance to the NFC Championship, Loomis was voted the NFL Executive of the Year by *Pro Football Weekly*/Pro Football Writers of America. He was also honored by *The Sporting News* as the George Young Executive of the Year, an award voted on annually by NFL front-office executives and owners.

Loomis has continued to build on the success of 2006, highlighted by 11 winning seasons, nine postseason appearances, seven division titles, three NFC Championship game berths and the Super Bowl victory. Over the past 22 years, he's brought aboard a group of players who have played a key role in New Orleans posting a 203-152 regular season record through a combination of the draft, free agency and trades. He's also presided over the club's ability to retain their core players, re-signing significant contributors to long-term contracts. This makes him just the ninth person in the 105-year history of the NFL to oversee 200 regular season career wins as the official acting General Manager. In 2022, Loomis conducted an extensive coaching search on behalf of the organization to lead the Saints into the future and following the search, Dennis Allen was promoted from defensive coordinator and hired as the Saints' 17th head coach in franchise history.

While his responsibilities have grown during his Saints tenure, Loomis has been a key figure in the highest management circle of the organization since arriving in 2000. Loomis joined the club as director of football administration, a post he held until 2002, handling contract negotiations, managing the salary cap and coordinating different areas of the football operations.

In 2005, Loomis helped steer the club through unprecedented challenges for a National Football League team. He calmly guided the staff and players through a

EVP/GENERAL MANAGER

sudden evacuation from New Orleans in the wake of Hurricane Katrina, in addition to several moves of the club's base of operations.

Since 2003, Loomis has overseen several extensive renovations of Saints headquarters that have added an indoor practice facility, new weight room and cafeteria and completely renovated coaches and player personnel offices, meeting rooms, medical/rehab areas and locker rooms, giving the club one of the NFL's top training complexes in the Ochsner Sports Performance Center.

Prior to arriving in New Orleans, Loomis spent 15 years with the Seattle Seahawks, including as executive vice president from 1992-98. He joined the Seahawks in October, 1983, was promoted to vice president/finance in 1990 and to Executive Vice President in 1992. A native of Eugene, Ore., Loomis has a degree in accounting from the University of Oregon and a Master's Degree in Sports Administration from Wichita State University.

Married to Melanie, Loomis has four children: Alex, Katherine, Sam and Lucy.

HEAD COACH



DENNIS ALLEN
HEAD COACH

Dennis Allen enters his third season leading the New Orleans Saints in 2023 after being named the 17th head coach in franchise history on February 8, 2022.

Now in his 29th year in coaching, 23rd in the NFL, including 14 with the Saints, Allen has played for, coached with and learned from some of the best coaches in all of football. He originally was recruited to play at Texas A&M by R.C. Slocum, where he also started his coaching career. In the NFL, he honed his skills serving on the Saints staff of Super Bowl XLIV champion head coach Sean Payton for 12 seasons and for two Super Bowl participants in John Fox and Dan Reeves.

During his 23 years of coaching in the NFL, Allen has worked with 13 players who have combined for 26 Pro Bowl selections and he has also coached two *Associated Press* NFL Defensive Rookie of the Year winners and three members of the Pro Football Hall of Fame.

Allen's defenses have consistently been among the most productive in the NFL in a number of categories, including scoring defense, total yards allowed and sacks. The team's defensive play-caller since the middle of the 2015 season, the Saints are the only team in the National Football League to rank in the top ten in opponent points per game each of the past four seasons.

In 2023, Allen guided the Saints to win four of their last five games, as the team turned in a 9-8 performance, narrowly missing a playoff berth. New Orleans finished 5-3 at home, winning their last three at the Caesars Superdome and captured their last three divisional contests, including convincing victories over the Tampa Bay Buccaneers and Atlanta Falcons to close the season.

Ranked eighth in the NFL in opponent points per game (19.2) and ninth in points per game (23.6), the Saints were one of five teams to finish in the top ten in both categories. New Orleans did not surrender a touchdown in four games, third in club history, including a 34-0 shutout at New England on Oct. 8, when the Saints became the only club to have three shutouts in the last three seasons. New Orleans also proved adept at both forcing turnovers and taking care of the ball, improving from -11 in 2022 to +11 in 2023 in turnover ratio, tied for third in the league.

In the final 13 weeks of the season, the offensive line surrendered only 20 sacks, the second-lowest total in the NFL, with center Erik McCoy named to his first Pro Bowl. In his first season in Black and Gold, quarterback Derek Carr completed 375-of-548 passes (68.4 pct.) for 3,878 yards with 25 touchdowns to just eight interceptions and a 97.7 passer rating. Over the last six games, Carr was 131-of-176 (league-best 74.4 pct.) for 1,343 yards with an NFL-best 15 touchdowns, only three picks and a league-

HEAD COACH

high 117.2 passer rating. The passing game was highlighted by further development from the second-year duo of Chris Olave and Rashid Shaheed. Olave led the team with 87 receptions for 1,123 yards and five touchdowns and Shaheed caught 46 passes for 719 yards (15.6 avg.) with five scoring grabs.

In addition to finishing eighth in the NFL in scoring defense, New Orleans ranked first in opponent third down and short percentage (40.7) and passes defended (99), tied for third in interceptions (18), ranked fourth in opponent third down percentage (34.5) and tenth in pass defense (207.3 ypg.). Linebacker Demario Davis, led the team in tackles for the sixth consecutive season with 121 stops, tying a career-high first set in 2022 of 6.5 sacks, as he was selected to his second consecutive Pro Bowl and voted an *AP* All-Pro for the fifth consecutive season. Up front, defensive end Carl Granderson enjoyed a breakout campaign with a career-high and club-best 8.5 sacks. In the secondary, cornerback Paulson Adebodebo and safety Tyrann Mathieu tied for the team lead with four interceptions apiece. Adebodebo also led the team with six total takeaways and ranked third in the NFL with 18 passes defended.

The club's special teams units shined in 2023, finishing second in the NFL in writer Rick Gosselin's annual comprehensive rankings. Shaheed finished third in the NFL in punt return average (13.6), returning a punt 76 yards for a touchdown in Week Three, earning him a Pro Bowl selection and first-team *AP* All-Pro. The coverage units helped New Orleans finish first in the league in opponent punt return average (5.6), while giving the defense the second-best starting point after kickoffs (24.2).

In his first year as head coach of the Saints in 2002, Allen guided New Orleans through the challenge of significant injuries at virtually every position to win three of their last four games and gave up 20 or fewer points in the final eight contests of the season, ten points apiece in each of the final three contests.

Under Allen's supervision, New Orleans ranked second in the NFL in pass defense (184.4 ypg.) fifth in total defense (314.8 ypg.), tied for fifth in sacks (48), ranked sixth in opponent red zone touchdown percentage (50.0) and ninth in scoring defense (20.3 ppg.). New Orleans posted shutouts in consecutive seasons for the first time since the 1991-92 campaigns. Davis and defensive end Cameron Jordan, who became the franchise's all-time leader in sacks, were named to the Pro Bowl, while Davis earned *AP* All-Pro honors.

Offensively, New Orleans improved nine or more spots in league rankings in net yards per game and net passing yards per game. The team's top draft selection, Olave, earned PFWA All-Rookie recognition, as he led the team in receiving with 72 receptions for 1,042 yards. Running back Alvin Kamara led the Saints with 1,387 yards from scrimmage. Taysom Hill ranked second on the team in rushing with a career-high 575 yards and team-leading seven rushing touchdowns, adding two receiving scores for a club-best nine total touchdowns, while adding two scoring throws. Tight end Juwan Johnson tied for third at the position in the league with a club-best seven touchdown grabs on 42 receptions for 508 yards.

In 2021, his final season as defensive coordinator before being promoted to head coach, Allen's unit boasted two Pro Bowl selections (Jordan and cornerback Marshon Lattimore) and one *AP* All-Pro selection (Davis), ranked first in the NFL in opponent

HEAD COACH

red zone touchdown percentage (43.5), second in opponent first downs (304) and opponent rushing first downs (84), fourth in scoring defense (19.7 ppg.), opponent net yards per play (5.08) and run defense (93.5 ypg.), seventh in total defense (318.2 ypg.) and eighth in sacks (46). New Orleans' streak of 22 regular season/postseason contests without allowing a 100-yard rusher at the end of the season was the longest in the NFL. With 25 takeaways and a plus-seven turnover ratio, Allen's defense was instrumental in leading the Saints to their fifth consecutive winning season. Allen handled Payton's head coaching duties in a December 19 9-0 win over the Tampa Bay Buccaneers as Payton was sidelined due to COVID-19 protocols.

In 2020, the Saints defense boasted one of the league's top units, finishing tied for first in interceptions (18), ranked fourth in opponent net yards per game (310.9) and opponent rushing yards per game (91.3), fifth in opponent net passing yards per game (217.0) and opponent points per game (21.1) and eighth in sacks (45). The 139 points given up on the road by New Orleans were the fewest in the NFL and the third-lowest total by the club since the start of a 16-game regular season schedule in 1978. New Orleans did not allow a 100-yard rusher until Week 14 of the season, marking an NFL record of 55 games (regular season/postseason combined) of not giving up 100 yards to an individual.

The 2019 Saints ranked third in the league in sacks, recording 51 takedowns and finished fourth in run defense at 91.3 yards rushing per game. The sack total was the highest for the Saints since 2001. New Orleans also ranked sixth on third down (34.8 pct.) and 11th in total defense (333.1 ypg.). With two Pro Bowl starter selections on defense – Jordan and Lattimore and one AP first-team All-Pro – Davis – the Saints had two contests where they did not surrender a defensive touchdown for the first time since 2000. Jordan finished with a career-high 15.5 sacks, ranked third in the NFL and tied for the fourth-highest total in franchise history, also earning All-Pro honors. Davis filled up the stat sheet with a team-high 111 tackles, four sacks, one interception and a career-high 12 passes defended.

In 2018, the Saints boasted the second-best run defense in the NFL, allowing just 80.2 rushing yards per game and 3.6 yards per carry. The defense also collared 49 sacks, which tied for fifth in the league. The New Orleans defense held its opponents to 20 points or less in ten games in 2018 and had a six-game streak of keeping opponents under 20 for the first time since 2000. Jordan was selected to the Pro Bowl as an AP All-Pro in a season where he posted 12 sacks. Defensive tackle Sheldon Rankins posted eight sacks in a breakout campaign, the most takedowns by a Saints interior defender since 2000. Davis, in his first season with the club, became only the fourth player in Saints history to record 110 tackles and five sacks in a season. Lattimore led the team with five regular season takeaways and added two more in the club's postseason win over Philadelphia.

In 2017, Allen coordinated a Saints defense that finished third in the league in interceptions (20), tied for seventh in sacks (42) and ranked tenth in opponent points per game (20.4 ppg.) after ranking 31st in 2016. Away from home, New Orleans surrendered only 18.3 points per game, tied for sixth in the NFL, with their 146 road points given up tied for the fifth-lowest total by the club since the start of a 16-game schedule in 1978. Allen oversaw a defense that featured first-team All-Pro Jordan who posted 13 sacks and Lattimore, who led rookies with five interceptions and garnered

HEAD COACH

AP Defensive Rookie of the Year honors, as both defenders earned Pro Bowl trips. Lattimore was the second rookie under Allen's tutelage to capture league Defensive Rookie of the Year honors. Rookie safety Marcus Williams, the club's second round draft pick, joined Lattimore as a PFWA All-Rookie selection, tying for second among league rookies with four picks.

In 2016, a young Saints defensive unit took several strides in the right direction, surrendering only 90.6 rushing yards per game over the final 13 weeks of the season, ranked sixth in the NFL over that period. In fact, New Orleans allowed under 100 yards rushing in eight games on the season, the fewest in a single season since they gave up seven in 2013. Jordan led the team with 7.5 sacks. Linebacker Craig Robertson started all 15 games he appeared in and filled up the stat sheet with a team-high and career-high 131 tackles, one sack, one interception, five passes defended and two fumble recoveries.

After starting the 2015 season as the club's senior defensive assistant, Allen assumed coordinator duties in Week 11. As New Orleans rallied to win three of their final four contests, Allen's unit contributed to finishing strong as the defense surrendered 35.1 total net yards per game below the overall season average, including 25.1 fewer yards per game in stopping the run. New Orleans also held opponents to a season-low 17 points in two of the final four contests. Jordan was selected to his second Pro Bowl, as he recorded double-digit sacks (10) for the second time in his career.

Allen served as the head coach of the Oakland Raiders from 2012-14. In his second season, he guided a team that made significant improvement in several areas. Offensively, the Raiders ranked 12th in the NFL in rushing, improving 16 spots in league rankings from 2012 and sixth in yards per rush (4.6), improving 21 places in league rankings despite starting an NFL-high eight offensive line combinations due to injury. The defense replaced nine starters, yet improved in several categories. The defense recorded 38 sacks, 13 more than 2012, and tied for second in the NFL with 15 different players getting to the quarterback. The rush defense improved five spots from 18th in the NFL in 2012 to 13th in 2013, as they limited opposing offenses to just five runs of 20-or-more yards, tied for the fewest in the league, and kept opponents to less than two yards per carry three times. On special teams, the Raiders moved from the NFL's bottom-third to first overall in opponent gross punting (41.7), ranked third in opponent net punting (37.0) and fourth in opponent kickoff returns (20.4).

Allen coached the first four games of the 2014 season for the Raiders, during which he helped usher in a pair of rookies that went on to enjoy impressive first-year campaigns in Carr and linebacker Khalil Mack. The club's pass defense ranked fourth in the NFL.

In 2011, Allen served as defensive coordinator of the Denver Broncos. He led a defense that helped the Broncos win the AFC West division crown and advance to the AFC Divisional round with an AFC Wild Card game victory. The Broncos improved 12 spots over the previous year in overall defensive ranking and bettered their points allowed ranking eight spots. The defense produced four Pro Bowl selections as rookie linebacker Von Miller joined cornerback Champ Bailey, safety Brian Dawkins and defensive end Elvis Dumervil on the AFC squad. Miller set what was the team's rookie record with 11.5 sacks en route to *AP* NFL Defensive Rookie of the Year honors and

HEAD COACH

Dumervil also thrived under Allen, rebounding from injury to register 9.5 quarterback takedowns. The Broncos' 41 sacks as a team marked the unit's most since 2000.

During Allen's initial five-year tenure in New Orleans, he first served as assistant defensive line coach (2006-07) before being promoted to secondary coach (2008-10).

He was a part of a defensive coaching staff that engineered significant improvement from 2009-10, when the club went 24-8 in the regular season, qualified for the playoffs both times and captured Super Bowl XLIV. Under Allen's direction in 2010, the Saints allowed an NFL-low 13 touchdown passes, while New Orleans ranked fourth in both opponent net yards per game (306.3) and pass defense (193.9 ypg.) and fifth in opponent third down efficiency (34.5 pct.). Safety Roman Harper was selected to his second consecutive Pro Bowl, posting 100 tackles and three sacks, and cornerback Jabari Greer recorded two interceptions with one brought back for a touchdown.

In 2009, Allen tutored a secondary that played a key role in helping the Saints to the club's first Super Bowl victory. A revamped unit accounted for an NFL-high five interception returns for touchdowns and totaled 21 picks with two starters being selected to the Pro Bowl. Opposing quarterbacks managed a meager 68.6 passer rating against the Saints, ranked third in the NFL. Greer returned one pick for a touchdown. Harper led the unit with a career-high 127 tackles and added 1.5 sacks and two forced fumbles while being selected to his first Pro Bowl. Cornerback Tracy Porter picked off quarterbacks Brett Favre and Peyton Manning in the fourth quarter in consecutive postseason contests, with his famous Super Bowl XLIV interception being brought back for a touchdown.

While serving as assistant defensive line coach from 2006-07, Allen helped develop a unit that ranked as one of the defense's strengths. During that stretch, the front four combined for 49.5 sacks, ten forced fumbles and ten recoveries. Defensive end Will Smith was voted to his first Pro Bowl in 2006, posting a club-best 10.5 sacks and three forced fumbles.

Allen joined the Saints after a four-year stint with the Atlanta Falcons, where he spent his final two years as defensive assistant/quality control with an emphasis on working with the defensive line. Over the previous two seasons, he was in charge of defensive quality control while helping tutor the secondary.

Over his last two years in Atlanta, the Falcons' defense was paced by the play of the front four. In 2004, Atlanta led the NFL for the first time in club history with 48 sacks and the unit sent defensive end Patrick Kerney to the Pro Bowl. In 2005 defensive tackle Rod Coleman represented the club in the Pro Bowl and the Falcons notched 37 sacks.

In 2002, Allen's first year with the Falcons, he assisted in coaching the defensive backfield. Atlanta improved to 16th against the pass after ranking 30th the year before, and tied for third in the NFL with 24 interceptions.

Allen worked as the secondary coach for the University of Tulsa (2000-01) before heading to the NFL. Prior to his stint at Tulsa, Allen was on the coaching staff for

HEAD COACH

four years (1996-99) at Texas A&M as a graduate assistant under Slocum, working primarily with the secondary.

A native of Hurst, Texas, Allen earned four letters for Texas A&M as a safety from 1992-95 and started the final 21 games of his career. A highlight was his fourth-quarter interception that clinched an 18-9 victory over Texas in 1993, sending the Aggies to their third-straight Cotton Bowl. He collected Southwest Conference Defensive Player of the Week honors after intercepting two passes in a 36-14 win over Oklahoma in 1994.

Allen was signed as an undrafted free agent by the Buffalo Bills and competed in their training camp in 1996. Allen's late father, Grady, played at Texas A&M and was a linebacker for the Falcons from 1968-72. Allen and his wife Alisson have a daughter, Layla and a son, Garrison.

PLAYING CAREER: Texas A&M, 1992-95.

COACHING CAREER: Texas A&M, 1996-1999; Tulsa, 2000-01; Atlanta Falcons, 2002-05; New Orleans Saints, 2006-10; Denver Broncos, 2011; Oakland Raiders (Head Coach), 2012-14; New Orleans Saints 2015- (Head Coach since 2022).

COACHING STAFF



CLANCY BARONE

TIGHT ENDS COACH

Clancy Barone enters his second season as the Saints tight ends coach after leading the unit to a successful 2023 campaign. Barone has 35 years of coaching experience, with his first 17 at the collegiate level and his last 18 in the NFL.

New Orleans is the sixth NFL stop for Barone, having previously coached tight ends or offensive line with the Atlanta Falcons (2004-06), San Diego Chargers (2007-08), Denver Broncos (2009-16), Minnesota Vikings (2017-18) and Chicago Bears (2020-21) and Saints (2023-). As a tight ends coach, Barone has had four players voted to the Pro Bowl with four different teams: the Falcons' Alge Crumpler, the Chargers' Antonio Gates, the Broncos' Julius Thomas and the Vikings' Kyle Rudolph.

The Saints tight ends group was led by Juwan Johnson in 2023, and under Barone's tutelage, he recorded 37 receptions for 359 yards with four touchdowns despite missing four games with a calf injury. Foster Moreau contributed as both a blocker and receiver with 21 grabs for 193 yards and one touchdown, while Jimmy Graham was a valuable red zone target with four touchdown catches.

In his two seasons in Chicago, Barone oversaw high-level performances from veterans, while also developing younger players. In 2021, Cole Kmet posted a career-high 60 receptions for a career-best 612 yards in his second season. In 2020, the Bears returned to the postseason after a one-year absence as Graham led the team with eight touchdown catches, the second-most among NFC tight ends and his most since 2017-on 50 receptions, adding one more scoring grab in the playoffs.

Prior to Chicago, Barone served as the tight ends coach (2017) and co-offensive line coach (2018) with the Vikings. His tight ends were a valuable part of the club's 13-3 season in 2017 that advanced to the NFC Championship, as Rudolph was selected to the Pro Bowl after recording 57 receptions for 532 yards with eight touchdowns.

Prior to his time in Minnesota, Barone spent eight seasons in Denver coaching tight ends (2009, 2011-14) and offensive line (2010, 2015-16). The Broncos won Super Bowl 50 and played in Super Bowl XLVIII against Seattle during his tenure. Thomas was selected to back-to-back Pro Bowls under Barone's supervision from 2013-14, a period when he ranked second in the NFL in touchdown receptions (24), tying for the league lead in 2014 (12).

From 2007-08, Barone coached tight ends for San Diego, as the Chargers captured back-to-back AFC West titles and Gates was selected to the Pro Bowl each season. During Barone's two seasons in San Diego, Gates was tied for the league lead among tight ends in touchdown receptions (17), and was ranked in the top four in receptions (135-fourth) and receiving yards (1,688-third).

COACHING STAFF

In 2004, Barone got the call for his first NFL coaching position as the assistant offensive line coach in Atlanta. The Falcons led the NFL and set franchise records in both yards per rush (5.1) and rushing yards per game (167.0) on their way to an NFC Championship Game berth. The Falcons went 11-5 in the regular season to capture the NFC South title. The 2005 season marked Barone's first as a tight ends coach at any level when he took on that role for the Falcons. Crumpler was selected to the Pro Bowl both seasons under Barone's guidance, first posting a career-high 65 receptions for a career-best 877 yards and five touchdowns in 2005. In 2006, Crumpler posted 56 receptions for 780 yards and a career-high eight touchdowns, ranked second among NFL tight ends.

Barone's coaching career began in the college ranks, serving 17 years coaching offensive lines at seven institutions. Barone spent the final seven years of his collegiate coaching career serving as offensive coordinator from 1997-2003 at the University of Wyoming (1997-99), University of Houston (2000-02) and Texas State (2003). He also served as the offensive line coach at both Wyoming and Houston and was the assistant head coach for his one season at Texas State.

A native of San Andreas, Calif., Barone attended Red Bluff High School, where he is a member of the school's Hall of Fame. He attended and played on the offensive line first at the University of Nevada and later at Sacramento State University, where he holds a place in the Hornets Athletic Hall of Fame.

PLAYING CAREER: Nevada, 1983-84; Sacramento State, 1985-86.

COACHING CAREER: American River College, 1987-90; Sacramento State, 1991-92; Texas A&M, 1993; Eastern Illinois, 1994-96; Wyoming, 1997-99; University of Houston, 2000-02; Texas State, 2003; Atlanta Falcons, 2004-06; San Diego Chargers, 2007-08; Denver Broncos, 2009-16; Minnesota Vikings, 2017-18; Chicago Bears, 2020-21; New Orleans Saints, 2023-.



JOHN BENTON
OFFENSIVE LINE COACH

John Benton, a 33-year veteran in the coaching ranks, including 19 in the NFL, enters his first season as offensive line coach with the New Orleans Saints. Of the NFL offensive lines he has directed since 2004, Benton's units have finished in the top ten in the league in rushing yards per game seven times.

Benton spent the 2021 and 2022 seasons as the offensive line coach and run game coordinator of the New York Jets. In 2022, Benton's position group showcased their depth and versatility as nine different starters formed seven different combinations,

COACHING STAFF

with the Jets improving their win total by three games. Before suffering a season-ending knee injury in Week Seven, rookie running back Breece Hall shined behind the Jets offensive line, carrying 80 times for 463 yards (5.8 avg.) with four touchdowns and catching 19 passes for 218 yards with one touchdown. Entering the starting lineup in Week Five after recovering from an injury, starting left tackle Duane Brown did not give up a sack in 12 contests.

In his first season with the Jets (2021), Benton's group had 11 different players see time, including nine different starters that formed seven different combinations. Improving in the system over the course of the season in both the run and pass game, the line helped pave the way for the Jets to average 5.19 yards per carry, the second-best average in the league over the final eight weeks. In pass protection, the line improved their pressure allowed percentage from 32.4 to 25.6 over Weeks 11 through 18, a top half percentage in that span. The line's depth and versatility was on full display in Weeks 16 & 17, as Benton's group – dealing with injuries and COVID - blocked for consecutive games of 150+ rushing yards and one-or-fewer sacks allowed, only the third team in the league with consecutive such games and the first time the Jets did so in back-to-back weeks since 2015. Over those weeks, only two players, Dan Feeney and Morgan Moses – neither kickoff weekend starters – started and finished both games, while the Jets used ten different linemen and seven different starters. Selected in the first round of the 2021 draft, rookie left guard Alijah Vera-Tucker allowed just two sacks, the second-fewest among all rookies (with 500+ snaps according to Pro Football Focus) and was named to the PFWA All-Rookie team. Following the loss of second-year standout left tackle Mekhi Becton in Week One, right tackle George Fant switched to the left side for the remainder of the season and allowed pressure on just 3.2% of his snaps, third-best among all tackles (with 400+ pass block snaps according to PFF) and the best among left tackles. Additionally, Fant finished with the lowest pressure rate allowed of any Jets tackle since 2006. Another second-year free agent signing, Connor McGovern, was graded as PFF's number nine overall center in 2021.

Over Benton's four seasons in San Francisco (2017-20) as the offensive line coach, the 49ers produced the fourth most rushing yards in the league, with top ten rushing offenses in each of his last three seasons, including the league's number one rushing attack in 2019 as they advanced to Super Bowl LIV. Additionally, in his time with San Francisco, three different tailbacks – Raheem Mostert, Jeffrey Wilson and Matt Breida – all averaged over 4.4 yards per carry on at least 200 attempts, one of only two teams in the league with at least three such players. The line protected quarterback Jimmy Garoppolo, as he finished fourth in yards per attempt (8.2), fifth in completion percentage (67.5) and ninth in passer rating (98.6) among signal-callers with at least 25 starts since 2018.

Prior to his time in San Francisco, Benton spent a season in Jacksonville (2016) as an assistant offensive line coach. The Jaguars offensive line allowed 34 sacks, 17 fewer than the previous season.

Benton spent two years with the Miami Dolphins (2014-15) as offensive line coach. In his first season with the Dolphins, running back Lamar Miller and quarterback Ryan Tannehill became the first players in team history to register 1,000 yards rushing and 4,000 yards passing in the same season. Additionally, center Mike Pouncey was a Pro

COACHING STAFF

Bowler in both seasons under Benton, while tackle Brendan Albert was also selected.

The offensive line coach with Houston for eight seasons (2006-13), Benton's line helped pave the way for the Texans to finish top ten in rushing yards in four different seasons, including the 2010 NFL rushing title by Arian Foster (1,616 yards). Foster, a three-time Pro Bowl selection while running behind Benton's lines, averaged 85.8 yards per game, including 94.8 yards per game from 2010-12. Additionally, in Benton's eight seasons with the Texans, he helped produce five of the top ten scoring totals in franchise history, five of the top ten passing seasons and five of the top ten rushing seasons, while three different offensive linemen – Brown, center Chris Myers and guard Wade Smith – each earned their first Pro Bowl selections under him.

Benton's first position in the NFL came as the offensive line coach with the St. Louis Rams (2004-05). The line, anchored by Pro Football Hall of Fame tackle Orlando Pace, blocked for the NFL's fifth-ranked passing attack in 2004 and helped Stephen Jackson rush for the first 1,000-yard season of his career in 2005.

Prior to the NFL, Benton coached 17 years at the collegiate level. He began his coaching career as a graduate assistant at his alma mater, Colorado State (1987-90), before moving on to California University (Pa.) from 1990-94, where he served as offensive line coach/recruiting coordinator. He returned to Colorado State in 1995, spending nine years as offensive line coach (1995-99) and co-offensive coordinator (2000-03).

A four-year starter as an offensive lineman at Colorado State (1983-86), the Durango, Col. native earned honorable mention All-WAC honors during his junior and senior seasons as well as being named conference All-Academic as a senior.

Benton and his wife, Nicole, have two daughters, Gabrielle and Paige.

PLAYING CAREER: Colorado State University, 1983-86.

COACHING CAREER: Colorado State, 1987-90 and 1995-2003; California University of Pennsylvania, 1990-94; St. Louis Rams, 2004-05; Houston Texans, 2006-13; Miami Dolphins, 2014-15; Jacksonville Jaguars, 2016; San Francisco 49ers, 2017-20; New York Jets, 2021-22; New Orleans Saints, 2024.



RICK DENNISON SENIOR OFFENSIVE ASSISTANT

Rick Dennison brings a wealth of offensive experience to the Saints in 2024 as the club's senior offensive assistant. Entering his 28th season of coaching in the NFL, Dennison has been part of 13 playoff appearances, five division titles, and three Super Bowl victories - XXXII,

XXXIII and 50.

COACHING STAFF

Dennison has consistently been a part of winning programs, the teams he has coached for posting a .500 or better record in 20 of his 27 NFL seasons and has been part of 12 seasons of ten or more wins. His 17 seasons in Denver resulted in three Super Bowl titles, eight playoff appearances, four AFC West titles and eight seasons of ten or more wins while only suffering two losing seasons.

Dennison has coached 18 different Pro Bowl players across seven different positions, including six offensive linemen. Of those six, five made their first Pro Bowl appearance under him, while three made all their trips with him as their coach. In Dennison's time as an offensive line coach and offensive coordinator, his rushing offenses have averaged 2,056 yards a season (128.1 ypg.) and 4.4 yards per carry, while producing 14.8 touchdowns a season.

Dennison served as offensive line coach/run game coordinator with the Minnesota Vikings from 2019-20 and as senior offensive advisor in 2021. In 2019, the 28 sacks (12 fewer than the 40 given up in 2018) that the Vikings surrendered was tied for the fifth-lowest total in the NFL and tied for the eighth-lowest total in franchise history, paving the way for a rushing attack that gained 2,133 yards (sixth-most in the NFL). Blocking behind Dennison's offensive line from 2019-20, RB Dalvin Cook ranked first in the NFC and second in the NFL in both rushing yards (3,851) and rushing touchdowns (35) and was selected to the Pro Bowl both seasons. In 2019, Cook (1,135) became the franchise's first 1,000-yard rusher since Adrian Peterson in 2015. Cook's 1,557 rushing yards in 2020 ranked second in the NFL and produced a balanced offensive attack that ranked fourth in the league in net yards per game. Finishing fourth in the NFL in total offense was a 12-spot jump from 2018 and the highest ranking for the club since 2004.

Prior to joining the Vikings, Dennison served on the staffs of the New York Jets (2018), Buffalo Bills (2017), Baltimore Ravens (2014), Houston Texans (2010-13) and two stints with the Denver Broncos (1995-2009, '15-16) in a variety of roles.

In 2018, Dennison's lone season as the Jets offensive line coach/run game coordinator, the group allowed ten fewer sacks (37) than it did in 2017, protecting QB Sam Darnold as he set team rookie records for touchdown passes (17) and gross passing yards per game (220.4)

In 2017, Dennison was offensive coordinator for the Bills, helping a Buffalo offense that ranked sixth in rushing as both RB LeSean McCoy and G Richie Incognito received Pro Bowl recognition. That year the Bills reached the playoffs for the first time in 17 years.

In his return to Denver as the offensive coordinator in 2015, Dennison oversaw the Broncos offense as the team navigated a difficult schedule to finish with a 12-4 record, the AFC West Division title and the No. 1 seed in the AFC. Despite mid-season injury to Hall of Fame QB Peyton Manning, Dennison helped the Broncos go 5-2 in QB Brock Osweiler's first seven career starts before Manning returned in Week 17. The offense went on to commit just three turnovers during the postseason to help secure a World Championship in Super Bowl 50 over Carolina.

Following Manning's retirement, Dennison coached first-year starting QB Trevor Siemian in 2016, a seventh-round draft pick (250th overall) in the 2015 NFL Draft. In 14 games Siemian completed 289-for-486 passes for 3,401 yards with 18 touchdowns and only ten interceptions.

COACHING STAFF

In Dennison's lone season with Baltimore (2014) and only season coaching quarterbacks, Joe Flacco established career-highs in passing yards (3,986—since broken) and touchdown passes (27) and posted a combined eight games with a passer rating above 100.0 while being sacked just 19 times—29 fewer than the previous year.

In Houston (2010-13), where he served as offensive coordinator, Texans running backs produced an NFL-best 29 individual 100-yard rushing performances, including 24 by Arian Foster, who was named an *Associated Press* All-Pro selection three times in his four years under Dennison. During the 2012 season, seven of Houston's 11 starters on offense were Pro Bowlers.

His first stint as an offensive coordinator came with the Broncos (2006-08). The offense ranked seventh in the NFL (350.5 yards per game) as Dennison oversaw one of just two units in the league to rank in the top ten in both passing and rushing. He previously worked as the offensive line coach (2001-05) and special teams coach (1997-2000). From 2001-05, Denver led the NFL in rushing, averaging 145.6 yards per game and 2,328 yards per season on the ground.

During his tenure as special teams coach in Denver the club won consecutive Super Bowls, topping Green Bay for the Super Bowl XXXII title and following it up in John Elway's final game with a Super Bowl XXXIII victory over Atlanta. Dennison originally joined the Denver staff in 1995 after spending the previous three years coaching at the high school level for Suffield (Conn.) Academy. He worked for two years in Denver as an offensive assistant (1995-96) before being promoted to special teams coach in 1997.

Undrafted out of Colorado State University, Dennison played nine seasons at linebacker for the Broncos, appearing in 128 games (52 starts) and totaling 514 tackles, 6.5 sacks, four interceptions, six forced fumbles and three fumble recoveries. He participated in three Super Bowls as a player and was the team's recipient of the Ed Block Courage Award in 1989.

At CSU, he earned three varsity letters and was named a second-team Academic All-American as a senior. Dennison earned two degrees in civil engineering from CSU, first his bachelor's in 1979 and later his master's degree in 1982.


A native of Kalispell, Montana, Dennison attended Rocky Mountain High School in Fort Collins, Col., lettering in football, basketball and baseball.

Dennison and his wife, Shannon, have three sons, Joseph, Steven and Trey, and twin daughters, Abrynn and Allie, as well as three grandsons.

PLAYING CAREER: Colorado State, 1976, 1978-79; Denver Broncos, 1982-90.

COACHING CAREER: Suffield (Conn.) Academy, 1992-94; Denver Broncos, 1995-2009 and 2015-16; Houston Texans, 2010-13; Baltimore Ravens, 2014; Buffalo Bills, 2017; New York Jets, 2018; Minnesota Vikings, 2019-21; New Orleans Saints, 2024.

COACHING STAFF



JAHRI EVANS

OFFENSIVE ASSISTANT

Jahri Evans began enters his second season as an offensive assistant with the New Orleans Saints.

Evans originally began his coaching career with an internship with the club in 2022 training camp, following a storied 12-year playing career as one of the NFL's most dominant interior offensive linemen.

Evans was drafted by the Saints in the fourth round (108th overall) of the 2006 NFL Draft and spent the first 11 seasons of his 12-year playing career with the Saints. Overall, he started 183 career regular season games at right guard for the Saints (2006-16) and Green Bay Packers (2017), 169 for the Black and Gold. Evans also opened all ten Saints playoff games at his position. Evans was a six-time Pro Bowl selection, a five-time *Associated Press* All-Pro and was named to the Pro Football Hall of Fame's 2010's All-Decade Team, as New Orleans finished in the Top Ten in total offense each of the 11 seasons he lined up for the Saints, while the 196 sacks surrendered by the line over the period were the lowest in the NFC and second-lowest in the NFL. After being selected as a consensus All-Rookie in 2006, Evans was a Pro Bowl starter and consensus first-team All-Pro each season from 2009-12. He was elected to the Saints Hall of Fame in 2020, the Louisiana Sports Hall of Fame in 2022 and the Greater New Orleans Sports Hall of Fame in 2024 and was a semifinalist for the Pro Football Hall of Fame's Class of 2023 and a finalist for the Class of 2024.

A three-year starter at Bloomsburg, which he originally attended on a combined academic/athletic scholarship, Evans anchored the left tackle position and was a finalist for the Division II Gene Upshaw Offensive Player of the Year Award in 2004 and 2005. The Philadelphia native graduated with a bachelor's degree in exercise science and received his MBA from the University of Miami (Fla.) in Executive Business Administration in 2017.

Evans and his wife, Takia, have two sons.

PLAYING CAREER: Bloomsburg, 2001-05; New Orleans Saints, 2006-16; Green Bay Packers, 2017.

COACHING CAREER: New Orleans Saints, 2023-.

COACHING STAFF



DERRICK FOSTER

RUNNING BACKS COACH

Derrick Foster enters his first season with the New Orleans Saints as running backs coach after the 13-year coaching veteran spent his first three NFL seasons in the same position with the Los Angeles Chargers.

Under the tutelage of Foster, Austin Ekeler totaled 44 regular-season scrimmage touchdowns (20 in 2021, 18 in 2022 and six in 2023), ranking first in the NFL over that span and led the league in his first two seasons. Ekeler added a pair of rushing touchdowns in the 2022 AFC Wild Card Playoff at Jacksonville, making him the seventh player in NFL history to register back-to-back seasons with 20 touchdowns (regular and postseason combined). Ekeler's 228 receptions for 1,805 yards with 14 touchdowns led NFL running backs in catches and receiving yardage over the three-season span under Foster's tutelage, while tying for first in touchdown grabs.

In 2023, despite missing three games with an ankle injury, Ekeler led the Chargers in rushing for the fourth consecutive season with 628 yards and ran for a club-best five touchdowns, adding 51 receptions for 436 yards (8.5 avg.) and one touchdown in the passing game.

Ekeler set single-season career-highs in 2022 with 1,637 total yards from scrimmage, 13 rushing touchdowns, 915 rushing yards and 107 receptions. His 107 catches led all running backs, tied for fifth-most in the NFL overall, and were tied for the second-most by a running back in a single season in NFL history. Ekeler also added five touchdown catches, giving him 29 for his career, tying for the most by a running back with a single team in the Super Bowl era (since 1966). He also led the NFL with 843 yards after catch. In the Week Five win at Cleveland, Ekeler set a single-game career-high with 173 rushing yards, the fourth-best rushing performance in the NFL in 2022. Foster helped coach a Chargers offense that ranked third in net passing yards per game (269.6 avg.) and ninth in total net yards per game (359.3 avg.) in the NFL. Ekeler was one of an NFL-record six players on the team to top 500 receiving yards and three touchdown grabs in the same season. The Los Angeles offense paced the NFL with 112 third down conversions and ranked second with 2,542 yards after catch.

In 2021, Ekeler turned in a career year under Foster's tutelage, as he tied for an NFL high with 20 scrimmage touchdowns, becoming the fourth Charger ever to have a share of the league lead in touchdowns for a season. His 20 scrimmage scores tied for the second-most by any Charger in a single season. The season also marked Ekeler's second with eight receiving touchdowns (2019), joining Pro Football Hall of Fame RB Marshall Faulk (2000 and 2001 seasons) as the only running backs in the common draft era (since 1967) with multiple seasons of eight-plus touchdown grabs. Ekeler scored nine touchdowns in prime time games, tying Hall of Fame RB Emmitt Smith (1995) for second-most by any player in a single season in NFL history, trailing only Hall of Fame WR Randy Moss' 11 in 2007 with New England. Foster's coaching helped

COACHING STAFF

the offense rank fourth in the NFL in total offense (390.2 ypg.). The unit scored 181 points in the fourth quarter, the second-most in a single season in NFL history. Los Angeles ranked fifth in the league in third-down efficiency (45.2 pct.) and paced the NFL with 22 fourth-down conversions and seven two-point conversions.

Prior to leading the running backs group for the Bolts, Foster spent three seasons at the University of Iowa (2018-20). Under Foster's direction as running backs coach/offensive recruiting coordinator in 2020, sophomore RB Tyler Goodson was named first-team All-Big Ten by both the media and conference coaches after carrying 143 times for 812 yards (5.3 avg.) with seven touchdowns in an eight-game COVID-abbreviated season. He was the first Hawkeyes running back since 2008 to earn all-conference honors.

Foster joined the Hawkeyes after a two-year stint at Samford University (2016-17), where he served as run game coordinator/running backs coach, helping lead the Bulldogs to two-straight FCS playoff appearances. Prior to his time in Homewood, Ala., Foster coached three seasons at Northwestern State (La.) from 2013-15. After coaching the running backs for the Demons 2013, Foster directed the wide receivers from 2014-15, developing some of the top wideouts in program history. In 2014, eventual NFL pass-catcher Ed Eagan, a former Holy Cross High School standout, set the program's single-season receptions record with 73 under Foster's tutelage. In a game against McNeese State, Eagan set a program record with 238 receiving yards on a record-tying 13 receptions. Foster also tutored Bryant Mitchell, who went on to play for the Tampa Bay Buccaneers and in the CFL.

In the two years following his playing career, Foster broke into the coaching ranks as an assistant coach at Tennessee (2012), where he helped coach running backs and Valdosta State University (2011), where his focus was to work with both the wide receivers and special teams units.

Foster played running back and wide receiver at Southwest Baptist (Mo.). He started 41-of-44 career game appearances at wideout for the Bearcats and finished his career with 2,062 all-purpose yards. The Goshen, Ala. native graduated in 2010 with a bachelor's degree in sports management and went on to earn a master's degree in public administration from Valdosta State in 2013.

Foster and his wife, Bianca, have two children, Cooper and Brielle.

PLAYING CAREER: Southwest Baptist, 2005-10.

COACHING CAREER: Valdosta State, 2011; Tennessee, 2012; Northwestern State (La.), 2013-15; Samford, 2016-17; Iowa, 2018-20; Los Angeles Chargers, 2021-23; New Orleans Saints, 2024.

COACHING STAFF



PHIL GALIANO

ASSISTANT SPECIAL TEAMS COACH

Phil Galiano enters his sixth season with the New Orleans Saints as assistant special teams coach. Galiano is a veteran in the coaching ranks with 24 years of experience, including eight seasons in the National Football League.

Galiano's work with Assistant Head Coach/Special Teams Coordinator Darren Rizzi has made the kicking game an integral part of New Orleans' success. On coverage units, J.T. Gray's 65 tackles rank second in the NFL. The punting game has produced the top three seasons in club history for punts inside-the-20-yard line. Since 2019, the Saints have excelled in the return game. Over the five-season period, the team has been ranked sixth in the NFL in punt return average (10.1), while the coverage units have allowed the third-lowest punt return average (7.0). The special teams units have not given up a touchdown since 2019.

Last season, the Saints boasted one of the NFL's top special teams units, with the unit finishing second in NFL Writer Rick Gosselin's annual rankings. New Orleans finished in the Top 10 in the NFL in 13-of-22 categories, either leading or sharing the lead in five of them and finishing second in two others. New Orleans finished first in the league in opponent punt return average (5.6), while giving their defense the second-best starting point after kickoffs (24.2). Second-year WR/RS Rashid Shaheed was selected as a Pro Bowl starter as a return specialist and as an *Associated Press* first-team All-Pro punt returner, ranking third in the NFL in punt return average (13.6) with a 76-yard touchdown, the third-longest return in franchise history. The Saints saw key contributions from their youth, as a total of nine rookies or first-year players contributed to the special teams units, including K Blake Grupe, P Lou Hedley and LB Nephi Sewell. Grupe set the club rookie record with 30 field goals, led the team with 130 punts and ranked third in the NFL with 76 touchbacks. Hedley's 31 punts inside-the-20-yard line ranked second in club record books. Sewell recorded five coverage stops and forced a fumble by the punter in Week 14 that was recovered for a touchdown. In a sign of respect for his methods, Galiano was selected by the Senior Bowl to serve as special teams coordinator for the National Team.

The Saints special teams units delivered another productive season in 2022. After a season-ending toe injury suffered by Deonte Harty, Shaheed had a 9.7 average on 20 punt returns as a rookie. Despite missing three contests due to injury, Gray led the Saints with 12 coverage stops. P Blake Gillikin had a team-record 32 punts inside-the-20.

In 2021, Saints special teams ranked fifth in Gosselin's comprehensive special teams rankings for the second consecutive season. Gray received his first career selection as a starter in the league's All-Star Game after leading the NFL with 19 special teams tackles and was also an *AP* first-team All-Pro. LB Andrew Dowell, in his first full NFL season, tied for fifth in the league with 14 coverage stops and blocked a punt. Galiano

COACHING STAFF

helped prepare Gillikin for his first season handling punting duties. 29 of Gillikin's punts were downed inside the 20-yard line, ranked fourth in the NFL. The Saints special teams unit ranked fourth in the NFL in opponent average starting position after kickoffs (24.1-yard line) and eighth in punt return average (10.0).

2020 saw the Saints ranked fifth in Gosselin's annual rankings. They ranked first in opponent punt return average (2.3) and second in opponent kickoff return average (17.2), sixth in kickoff return average (25.4) and ninth in punt return average (10.2), while ranking third in opponent average starting position after kickoffs (23.8-yard line) and ninth in average starting position after kickoffs (25.9-yard line). Despite missing seven games with injuries, wide receiver/return specialist Deonte Harris had a 12.2 punt return average and 27.3 kickoff return average. K Wil Lutz (Week Five) and P Thomas Morstead (Week One) each were named NFC Special Teams Player of the week.

The 2019 season saw special teams rise to first in Gosselin's rankings. The special teams featured standout performances from Harris, Lutz, Morstead and Gray. For the first time in franchise history, two special teams players were selected to the *Associated Press* All-Pro team (Gray and Harris) and for the second time two were selected to the Pro Bowl (Harris and Lutz). As an undrafted free agent, Harris ranked in the top five in the NFL in both kickoff and punt return average. Lutz set a franchise record by drilling 32 field goals, ranking second in the NFL in scoring (144 points), PATs (48), touchbacks (career-high 74) and third in field goals. Morstead ranked fifth in the NFL in net punting average (43.1) and was named the September NFC Special Teams Player of the Month and twice was selected conference Special Teams Player of the Week. Gray led the Saints with 16 stops, blocked a punt and recovered a fumble on coverage.

In 2018, Galiano was the special teams coordinator and assistant defensive line coach at Penn State. The Nittany Lions were ranked 12th in the country in kickoff return average (24.7) and 23rd in special teams efficiency and gross punt average (44.0). He joined the Nittany Lions in 2017 as a defensive consultant and served as the special teams coordinator for the 2017 Playstation Fiesta Bowl.

In 2016, he was a special teams intern with the Miami Dolphins and served under Rizzi. Miami ranked seventh in Gosselin's special teams rankings and led the National Football League in opponent gross punting average (41.8) and tied for the league lead with four blocked kicks.

Galiano spent eight years at Rutgers over three stints, most recently as special teams coordinator/tight ends coach in 2015 and director of recruiting in 2014. Under Galiano's tutelage in 2015, the Scarlet Knights ranked 12th in ESPN's special teams efficiency ranking, including finishing 19th in the FBS in kick return defense (18.75), 13th in punt return average (13.92) and scoring five special teams touchdowns in 2015.

After 12 years at the college level, Galiano jumped to the NFL with the Tampa Bay Buccaneers from 2012-13 as assistant special teams coach. In 2013, Tampa Bay led the NFL in kickoff return defense (18.8 ypr.) and blocked two punts. In 2012, the Buccaneers led the NFL with three blocked punts. Galiano also worked with K Connor Barth, who tied for the league lead in field goals of 40+ yards and P Michael Koenen,

COACHING STAFF

who led the league in touchbacks on kickoffs and touchback percentage on kickoffs.

In his second stint with the Scarlet Knights, Galiano coached the defensive line (2011) and tight ends (2010). In 2011, the Rutgers defense finished third in the FBS in forced turnovers (34), eighth in tackles for loss (7.62) and scoring defense (18.31) and 15th in sacks (2.69).

Prior to his second stint at Rutgers, Galiano served as the defensive coordinator and linebackers coach at Florida International from 2007-09. At FIU, Galiano helped the Panthers achieve marked improvements on the defensive side of the ball. Between the 2007 and 2008 seasons, FIU jumped up 74 spots in turnover margin, 45 spots in pass efficiency defense, 36 spots in scoring defense, 34 spots in total defense and 25 spots in rush defense. The team also ranked 25th nationally in tackles for loss average, moving up 37 spots.

In his first stop at Rutgers from 2003-06, Galiano began as a defensive graduate assistant in 2003, before he was elevated to linebackers coach in 2004. He spent the 2005-06 seasons coaching the defensive ends. His ends were major contributors on a defensive unit that ranked fourth nationally in 2006. Rutgers' defense was fifth in the NCAA in sacks and tackles for loss per game. The Scarlet Knights defense produced first-team All-America and All-Big East DL Eric Foster, as well as second-team All-Big East DL Jamaal Westerman, both of whom played in the NFL.

Galiano began his coaching career at Dickinson College, where he worked with the outside linebackers in 2000. He spent 2001 as outside linebackers coach at the University of New Haven for Rizzi who served as head coach, before becoming an offensive assistant at Villanova in 2002, working primarily with the tight ends.

A three-year starter at safety for Shippensburg, Galiano served as a tri-captain during his senior campaign. He helped lead the Raiders to consecutive winning seasons (1997-99). The Norristown, Pennsylvania native graduated with a bachelor's degree in business administration.

PLAYING CAREER: Shippensburg, 1996-99.

COACHING CAREER: Dickinson, 2000; New Haven, 2001; Villanova, 2002; Rutgers, 2003-06, 2010-11 and 2014-15; Florida International, 2007-09; Tampa Bay Buccaneers, 2012-13; Miami Dolphins, 2016; Penn State, 2017-18; New Orleans Saints, 2019-

COACHING STAFF



MATT GIORDANO

DEFENSIVE ASSISTANT

Matt Giordano, a nine-year NFL veteran safety in the playing ranks, enters his second season as a defensive assistant with the Saints. This is his second stint in New Orleans after contributing on defense and special teams in 2010.

The Fresno, Calif. native was a fourth round draft pick of the Indianapolis Colts in 2005 and enjoyed a nine-year NFL career with the Colts (2005-08), Green Bay Packers (2009), Saints (2010), Oakland Raiders (2011-12) and St. Louis Rams (2013), starting 30-of-116 career games, while accumulating 202 tackles, one sack, 11 interceptions, including two returned for touchdowns, 16 passes defended, two forced fumbles, 52 special teams stops and one coverage fumble recovery. He also appeared in seven postseason games for the Colts and Packers and was a member of Indianapolis' Super Bowl XLI championship team.

Following his playing career, Giordano served as head coach at his high school alma mater, Buchanan High School in Clovis, Calif., where he amassed a record of 51-16. In 2022, he served as a volunteer assistant at Fresno State.

Giordano played two years at the University of California after transferring from Fresno City College. He started 14-of-25 games at safety for Cal and posted 111 career tackles, four stops for a loss, one sack, two forced fumbles, one fumble recovery, six passes defended and two interceptions. He was an honorable-mention All-America selection and first-team All-Pac-10 honoree in 2004, when he totaled 61 tackles, 1.5 stops for loss, one sack, two forced fumbles, six passes defended and one interception. Giordano was inducted into the Fresno Athletic Hall of Fame in 2019.

PLAYING CAREER: Fresno City College, 2001-02; California, 2003-04; Indianapolis Colts, 2005-08; Green Bay Packers, 2009; New Orleans Saints, 2010; Oakland Raiders, 2011-12; St. Louis Rams, 2013.

COACHING CAREER: Buchanan High School (Head Coach), 2016-21; Fresno State, 2022; New Orleans Saints, 2023.

COACHING STAFF



PETER GIUNTA
SENIOR DEFENSIVE ASSISTANT

Peter Giunta (pronounced GEN-ta) enters his tenth season as a Saints senior defensive assistant in 2024. He's a 45-year coaching veteran, including 33 years of experience in the NFL with three Super Bowl Championships.

In 2023, Giunta played an integral role in implementing Head Coach Dennis Allen's and Defensive Coordinator Joe Woods' scheme in the secondary along with secondary coach Marcus Robertson and defensive assistant Matt Giordano. As a team, the Saints forced 29 turnovers after recording only 14 in 2022, ranked fourth in the NFL. The team's 18 interceptions, up from seven in 2022, were tied for third in the league, with 16 coming from the secondary. New Orleans led the NFL with 99 passes defended, with three Saints ranked in the top 10. Under the guidance of Giunta, CB Paulson Adebo had a club-best six takeaways and ranked third in the NFL with 18 passes defended. S Tyrann Mathieu tied for the team lead with Adebo with four interceptions, one returned for a touchdown.

In 2022, Giunta worked with a Saints secondary that contributed to the New Orleans defense ranking fifth in the NFL in opponent net yards per game, with a stingy back end responsible for being ranked second in the league in opponent net passing yards per game and being tied for giving up the third-fewest touchdown passes (17) in the league. Giunta worked with veterans, such as S Mathieu, while overseeing the development of second-round pick CB Alontae Taylor. Mathieu started every game, posted a career-high 91 tackles and led the Black and Gold with four takeaways. Taylor played in 13 games with nine starts and led the Saints with 11 passes defended, fourth among rookies.

In 2021, Giunta worked to develop young contributors in the secondary, as well as enhance the performance of veterans. He helped develop third round draft pick Adebo, who was the only Saints defender to open all 17 contests in 2021, while tying for the team lead with three interceptions, second among NFL rookies. CB Marshon Lattimore finished with a career-high 19 passes defended, ranked third in the NFL, while being selected to his fourth Pro Bowl in his first five seasons. New Orleans was tied for sixth in the NFL with 18 interceptions, with 16 of them coming from the secondary. In addition to New Orleans finishing fourth in the NFL in scoring defense (19.7 points per game) and seventh in total defense (318.2 net yards per game), the Saints gave up the third-fewest touchdown passes (20).

In 2020, the secondary contributed to the Saints tying for third in the NFL in takeaways (26), first in interceptions (18), ranked fourth in total defense (310.9 ypg.), and fifth in opponent points per game (21.1) and opponent net passing yards per game (217.0 ypg.). Lattimore posted 62 tackles (52 solo), two interceptions and 11 passes defended and was selected to his third Pro Bowl.

COACHING STAFF

In 2019, Saints defensive backs recorded nine interceptions, 2.5 sacks, five forced fumbles and six fumble recoveries. Giunta assisted in the growth of fourth-year S Vonn Bell, who totaled five regular season fumble recoveries – the most in the NFL and added another in the postseason. S Marcus Williams led the team with four interceptions. Lattimore became the first Saints cornerback to be selected to two Pro Bowls, leading the team with 14 passes defended.

In 2018, New Orleans defensive backs recorded ten interceptions, three sacks, nine forced fumbles and six recoveries. Giunta aided in the continued development of Lattimore, who led the team with five takeaways in the regular season, adding two interceptions in the NFC Divisional Playoff win over Philadelphia.

Lattimore enjoyed a breakout campaign in 2017, starting all 13 games he appeared in and leading NFL rookies with a team-high five interceptions and tying for the rookie lead with a club-best 18 passes defended as he was the youngest Saint (21 years old) ever selected to the Pro Bowl and the franchise's first *Associated Press* Defensive Rookie of the Year. S Kenny Vaccaro filled up the stat sheet with 60 tackles (48 solo), 1.5 sacks, a career-high three interceptions, seven passes defended and one fumble recovery.

Giunta served as the secondary/cornerbacks coach of the Giants from 2006-14, a period when New York captured two Super Bowl titles. The Salem, Mass. native was at the forefront in the development of several young cornerbacks and was instrumental in the success of numerous veterans.

Former LSU standout Corey Webster developed into an eight-year starter under Giunta's watch and recorded 22 interceptions and four fumble recoveries in the regular season and postseason, including recording three takeaways in the 2007 playoffs all the way to a Super Bowl title. Webster's pick of a Brett Favre pass set up the Giants' game-winning field goal in overtime of the NFC Championship in Green Bay. In 2011, Webster opened all 20 regular season and postseason contests. Aaron Ross, the club's first round draft pick in 2007, was inserted into the starting lineup midway through his rookie campaign and delivered three interceptions, one brought back for a score. Ross returned to the starting lineup in 2011 and finished tied for second on the team to Webster (six) with a career-high four picks. Giunta was instrumental in the development of CB Prince Amukamara, the team's first round draft pick in 2011, who despite missing the last eight games with a biceps injury in 2014, had set a career-high with three interceptions through the first eight contests. In 2009, CB Terrell Thomas led the team with five interceptions, one returned for a touchdown, as New York ranked ninth in opponent net passing yards per game. Thomas was selected to the *USA Today* All-Joe Team.

Giunta was Kansas City's defensive backs coach from 2001-05. In 2003, S Jerome Woods earned his first career Pro Bowl berth under his guidance, an impressive feat considering the fact that he missed the 2002 campaign with a broken leg. The Chiefs registered 25 interceptions to rank third in the NFL that season, as S Greg Wesley and CB Dexter McCleon paced the team with six picks apiece.

Giunta joined the Chiefs after spending four seasons (1997-2000) with the St. Louis Rams, including the last three as defensive coordinator. Giunta served as the Rams'

COACHING STAFF

assistant head coach under Dick Vermeil in 1998-99 after originally joining the staff as defensive backs coach in 1997.

As defensive coordinator, Giunta was responsible for the resurgence in a Rams defense that sparked the club's unexpected run to a world championship in 1999. Those efforts culminated with a 13-3 regular season record and a 23-16 victory over the Tennessee Titans in Super Bowl XXXIV. Giunta's unit led the league in rush defense in 1999, allowing just 74.3 yards per game, while ranking fourth in scoring defense (15.1 ppg.) and sixth in total defense (293.6 ypg.).

The Rams' 1999 defense led the NFC and was second in the NFL with 29 interceptions. CB Todd Lyght tied for the league lead with six picks, earning his initial Pro Bowl berth in the process. St. Louis was also opportunistic, returning nine takeaways (seven interceptions and two fumbles) for touchdowns in 1999. Those turnovers were due in large part to a Rams pass rush, which racked up 57.0 sacks, a figure which tied for the league lead. The sack brigade was headlined by Pro Bowl DE Kevin Carter, who led the NFL with 17.0 takedowns.

Giunta's has established a reputation for getting the most out of defensive backs. In 2000, McCleon intercepted eight passes, a total surpassed only by one player. In Giunta's first season as defensive coordinator in 1998, St. Louis ranked third in the NFL in pass defense, allowing 176.9 yards per game. With Giunta serving as defensive backs coach in 1997 the Rams were second in the league with 25 interceptions, including an NFL-high nine by CB Ryan McNeil.

Prior to his stint with the Rams, Giunta spent two seasons as defensive backs coach for the New York Jets. In 1995, the Jets led the league in opponent net yards passing (171.3 yards per game). Giunta was instrumental in the development of CB Aaron Glenn, who would go on to be a three-time All-Pro and Pro Bowl selection.

Giunta entered the NFL as the defensive backs coach with the Philadelphia Eagles from 1991-94. In 1991, the Eagles defense ranked first in the league in passing defense (150.8 yards per game), rushing defense (71.0 yards per game) and total defense (221.8 yards per game). That marked just the fifth time in NFL history and the first time since 1975 that a single team led the league in all three of those defensive categories. No team has equaled that feat since the 1991 Eagles.

Giunta's ten seasons in the college ranks began at Penn State (1981-83). He was a defensive assistant his first year before coaching the tight ends in his final two seasons. While he was at Penn State, the Nittany Lions won the 1982 National Championship with a 27-23 victory over Georgia in the Sugar Bowl. Penn State won three bowl games during Giunta's tenure.


Following Penn State, Giunta moved to Brown (1984-87), where he coached tight ends and wide receivers before becoming the offensive coordinator (1986-87). He then joined the staff at Lehigh (1988-90), where he was responsible for tight ends and wide receivers.

After a four-year playing career as a defensive back and running back at Northeastern (1974-77), Giunta began his coaching career in Massachusetts, where he was an assistant coach at Swampscott High School from 1978-80.

COACHING STAFF

PLAYING CAREER: Northeastern, 1974-77.

COACHING CAREER: Swampscott (Mass.) High School, 1978-80; Penn State, 1981-83; Brown, 1984-87; Lehigh, 1988-90; Philadelphia Eagles, 1991-94; New York Jets, 1995-96; St. Louis Rams, 1997-2000; Kansas City Chiefs, 2001-05; New York Giants 2006-14; New Orleans Saints, 2016.



TODD GRANTHAM

DEFENSIVE LINE COACH

Todd Grantham, a 34-year coaching veteran is in his second season as the Saints' defensive line coach.

Grantham, who has extensive college and NFL experience both along the front seven and as a defensive coordinator, fostered significant development and improvement out of some of New Orleans' younger defenders. While defensive end Cameron Jordan continued to be the physical and emotional leader of the front four, Carl Granderson blossomed on the opposite side under Grantham's tutelage with a career-high and team-best 8.5 sacks as part of a 78 tackle effort. Bryan Bresee, the club's first round pick, finished with 4.5 sacks and six passes defended, the top totals in club record books for a Saints rookie defensive tackle.

Grantham came to New Orleans after serving as an analyst at the University of Alabama in 2022. From 2018-21, He served as defensive coordinator at the University of Florida. From 2018-20, the Gators defense registered 65 takeaways, tied for 11th-most in the nation over that span. With a turnover margin of plus-12 in 2018 and plus-five in 2019, UF finished with a turnover margin of at least plus-five in back-to-back seasons for the first time since 2014 and 2015. The Gators also ranked in the top-ten in the nation in sacks in both 2019 (49-fifth) and 2020 (35-tied for seventh), leading the Southeastern Conference each season.

Grantham came to Gainesville after serving in the same position at Mississippi State in 2017 and at Louisville from 2014-16, where he tutored former Saints first round pick Sheldon Rankins. He first entered the college coordinator ranks in 2010 at the University of Georgia, where he enjoyed a four-year stint, first as defensive coordinator/outside linebackers coach from 2010-11 and adding the title of associate head coach from 2012-13. In 2012, Grantham led a unit that contributed to only Georgia's third 12-win season all-time, as the Bulldogs allowed just 19 points (one touchdown, four field goals) in their last three SEC regular season victories and had a streak of six scoreless quarters. In 2011, Georgia finished fifth nationally in total defense, third in third down defense, fifth in interceptions and seventh in forced turnovers (32), also ranked first in the SEC.

Prior to joining the Georgia coaching staff in 2010, Grantham had an 11-year NFL stint

COACHING STAFF

as a defensive assistant. He served as the defensive line coach of the Dallas Cowboys from 2008-09. In 2009, the Cowboys ranked second in the NFL in scoring defense (15.6 points per game), fourth in rushing defense (90.5 yards per game), seventh in sacks (42) and ninth in total defense (315.9 yards per game). The Dallas defensive unit finished eighth in the NFL in total defense in 2008 and led the league with 59 sacks.

Prior to his tenure in Dallas, Grantham served three years as Cleveland's defensive coordinator from 2005-07. Following his arrival in 2005, the Browns ranked fourth in the NFL in pass defense (179.2 yards per game). In 2007, the Browns defense finished ranked eighth in third down efficiency (36.7%) as they improved from 4-12 to 10-6. Grantham started his NFL coaching career as a defensive line coach for the Indianapolis Colts (1999-2001) and the Houston Texans (2002-04).


Prior to his first NFL stint, Grantham had additional significant experience on the college level, serving three seasons as the defensive line coach at Michigan State (1996-98) under Head Coach Nick Saban, one as assistant head coach (1998). He also spent six seasons (1990-95) at his alma mater, Virginia Tech, coaching defensive ends, inside linebackers and defensive linemen. In 1995, the Hokies ranked first nationally in rushing defense, fifth in scoring defense and tenth in total defense.

Grantham played guard and tackle for the Hokies from 1984-88. He earned second-team All-South and honorable mention All-America honors as a senior, graduating with a bachelor's degree in sports management in 1989.

Grantham and his wife, Paige, have a son, Corbin and a daughter, Olivia.

PLAYING CAREER: Virginia Tech, 1984-88..

COACHING CAREER: Virginia Tech, 1990-95; Michigan State, 1996-98, Indianapolis Colts, 1999-2001; Houston Texans, 2002-04; Cleveland Browns, 2005-07; Dallas Cowboys, 2008-09; Georgia, 2010-13; Louisville, 2014-16; Mississippi State, 2017; Florida, 2018-21; Alabama, 2022; New Orleans Saints, 2023.



ADAM GRISTICK DEFENSIVE ASSISTANT

Adam Gristick enters his second season in the NFL as a defensive assistant with the New Orleans Saints.

Gristick's responsibilities include producing self-scout breakdown reports, compilation of scouting reports, breakdown of Saints opponents, the organization of playbooks and assisting Linebackers Coach Michael Hodges with the position group during practice and in meetings.

Gristick came to New Orleans after serving on the coaching staff at Eastern Illinois

COACHING STAFF

University from 2018-22. His entire tenure in Charleston, he coached linebackers, adding the title of defensive game run coordinator in 2020. In 2022, he was promoted to defensive coordinator, while also continuing to coach the team's linebackers. Gristick came to Eastern Illinois after serving two seasons as an assistant at Syracuse, one as a defensive quality control coach and one as a graduate assistant. The Orefield, Pa. native's coaching career began in quality control at Missouri State in 2015.

Gristick played linebacker at Eastern Illinois from 2010-14, where as a three-year starter his last three seasons, he made 194 career tackles with 20 stops for loss and three interceptions, helping EIU capture back-to-back Ohio Valley Conference championships and FCS playoff appearances from 2012-13. He earned his bachelor's degree in exercise science in 2015.

PLAYING CAREER: Eastern Illinois 2010-14.

COACHING CAREER: Missouri State, 2015; Syracuse, 2016-17; Eastern Illinois, 2018-22; New Orleans Saints, 2023.



MICHAEL HODGES

LINEBACKERS COACH

Michael Hodges enters his fifth season as linebackers coach. Hodges was originally hired by the Saints in the 2017 offseason as a defensive assistant and spent one season as assistant linebackers coach in 2019.

2023 saw Hodges working with the starting veteran trio of Demario Davis, Pete Werner and Zack Baun, which contributed to New Orleans ranking eighth in the NFL in scoring defense and tenth against the pass. Davis led the team in tackles on the season for the sixth consecutive year (121) and becoming only the second Saint to reach the century mark in stops in six seasons. Davis also put on a strong performance in pass rushing, ranking second on the team and tying his 2022 career-high with 6.5 sacks. He was selected to the Pro Bowl for the second consecutive season and voted an *Associated Press* All-Pro (second-team) for the fifth straight campaign. Werner ranked second on the team with 93 tackles (60 solo) and tied for the team lead with two fumble recoveries. Baun developed at the Sam position, where he finished with 27 tackles and recorded the first two sacks of his career and his first interception.

In 2022, Davis was again one of the Saints' most productive defensive players. He led the team for the fifth consecutive season in tackles (109) and set a career-high with 6.5 sacks, leading all inside linebackers in the NFL. Davis was selected to the Pro Bowl Games for the first time and as an *AP* second-team All-Pro. Werner started 11 of the 12 games in which he played and contributed 79 tackles (55 solo) and two forced

COACHING STAFF

fumbles. Fourth-year linebacker Kaden Elliss, enjoyed a breakthrough campaign under Hodges' tutelage, starting 11 of the 17 games he appeared in and posted 74 tackles, seven sacks to lead the position group and rank second on the team and two forced fumbles.

Under Hodges' guidance in 2021, Davis led the team with 105 tackles (70 solo), three sacks and seven passes defended as he was selected as an *AP* second-team All-Pro. Kwon Alexander filled the stat sheet with 50 stops, 3.5 sacks, an interception, two passes defended, a forced fumble and a fumble recovery. Werner, a second round pick, finished with 59 tackles, while starting 8-of-15 games in his first professional season.

In his first season as linebackers coach, Hodges oversaw a position group where Davis posted a team-leading 119 tackles, four sacks and six passes defended as he was selected as an *AP* second-team All-Pro. Alexander was able to carve out a role in the Saints defense following a midseason trade, starting all eight games he played in, tying for the team lead with two fumble recoveries.

In 2019, Hodges' assistance with the linebackers featured solid production from the position group. Davis was selected as an *AP* first-team All-Pro, leading the team with 111 tackles, four sacks, one interception and a career-high 11 passes defended.

Hodges arrived in New Orleans after serving on the coaching staff at Eastern Illinois from 2014-16. From 2014-15, Hodges tutored linebackers. In 2016, he was elevated to co-defensive coordinator, also coaching the safeties. Hodges came to EIU after serving two seasons as a defensive graduate assistant at Fresno State, where he coached inside linebackers and assisted with film breakdown, scouting and game preparation.

Hodges played linebacker at Texas A&M where he earned second-team All-Big 12 honors as a senior when he led the Aggies in tackles and honorable mention as a junior after beginning as a walk-on. He was a two-time Academic All-Big 12 selection and was named a first-team Academic All-American in 2010. He graduated in 2010 and earned his master's in 2011. He was presented with the 2010 Heart Award, which is the highest honor for a Texas A&M senior football player.

PLAYING CAREER: Texas A&M, 2008-11.

COACHING CAREER: Fresno State, 2012-13; Eastern Illinois, 2014-16; New Orleans Saints, 2017.

COACHING STAFF



ANDREW JANOCKO

QUARTERBACKS COACH

Andrew Janocko (pronounced juh-NO-co) enters his first season as New Orleans' quarterbacks coach in 2024.

Janocko has 13 years of coaching experience, including 11 in the NFL. He joins the Saints after spending the past two years as quarterbacks coach of the Chicago Bears. In addition to his time in Chicago, Janocko also held several offensive roles in his time with the Minnesota Vikings (2015-21), coached quarterbacks at Mercyhurst University in Erie, Pa. (2014), spent two seasons with the Tampa Bay Buccaneers (2012-13) and was a graduate assistant at Rutgers University in 2011.

Over the past two seasons, Janocko was instrumental in the development of signal-caller Justin Fields, who completed 419-of-688 (60.9 pct.) passes for 4,804 yards with 33 touchdown passes, while carrying 284 times for 1,800 yards (6.3 avg.) with 12 touchdowns in 28 starts. In Week 14 of the 2023 season, Fields became the second-fastest quarterback in NFL history to reach 2,000 rushing yards in only 36 games and only the third signal-caller with at least 2,000 rushing yards in his first three seasons. In 2023, despite playing in two fewer games than 2022 due to injuries, Fields improved in most major passing categories, completing 227-of-370 (61.4 pct.) passes for 2,562 yards with 16 touchdowns and an 86.3 passer rating, while carrying 124 times for 657 yards with four touchdowns. The Bears improved their victory total from three in 2022 to seven in 2023, as Fields won four of his final six starts.

Fields finished the 2022 season with eight rushing touchdowns and 1,143 rushing yards over 15 starts, becoming one of three quarterbacks in NFL history to rush for 1,000-or-more yards in a single season, joining Lamar Jackson and Michael Vick. Fields also completed 192-of-318 (60.4 pct.) passes for 2,242 yards and 17 touchdowns on the season, while posting a passer rating of at least 92.0 in five of eight starts from Weeks 8-17.

Janocko spent seven seasons with the Minnesota Vikings, gaining experience coaching with the offensive line (2017-19) and serving as wide receivers coach (2020) and quarterbacks coach (2021).

In 2021, Janocko helped veteran QB Kirk Cousins throw for 4,221 yards with 33 touchdowns, seven interceptions and a 103.1 passer rating, as he was named to his third Pro Bowl. Cousins' passer rating was fourth-best in the NFL and he was one of only two quarterbacks in 2021 to throw for over 30 touchdowns with fewer than ten interceptions.

With Janocko as his position coach in 2020, first-round draft pick Justin Jefferson had one of the greatest seasons by a rookie receiver in NFL history. Jefferson set a league rookie receiving record with 1,400 yards and became the NFL's first rookie receiver to

COACHING STAFF

earn AP All-Pro honors since Randy Moss in 1998 and was tabbed to his first Pro Bowl. Additionally, Adam Thielen established a career-high 14 touchdown catches.

In 2019, while assisting the offensive line, the Vikings allowed only 28 sacks, tying them for the fifth-fewest in the NFL. The mark also tied for the eighth-fewest sacks allowed in franchise history. The offensive line paved the way for Dalvin Cook to rush for 1,135 yards, the Vikings' first 1,000-yard rusher since Adrian Peterson did so in 2015.

In 2018, serving as co-offensive line coach with Saints Tight Ends Coach Clancy Barone, the Vikings line protected Cousins, as he set a team record for completions (425), posted the second-best completion percentage mark in team history (70.1%) and threw for what were the second-most yards (4,298) in franchise history.

Serving as assistant offensive line coach in 2017, the Vikings line was pivotal to the team going 13-3, winning the NFC North title and advancing to the NFC Championship Game. The line paved the way for several offensive players to have career years, highlighted by QB Case Keenum. Cook set a team record for rookies with 288 yards in the opening three games of the season, but suffered a season-ending torn ACL injury in the fourth contest. The Vikings jumped from last in the NFL in rushing in 2016 to seventh in 2017 and climbed from No. 28 in total offense to No. 11. Janocko started his Vikings tenure as an offensive assistant from 2015-16.

Janocko arrived in Minnesota after coaching the quarterbacks at Division II Mercyhurst for one season in 2014. His first start in coaching came in 2011, when he was a graduate assistant at Rutgers, working with quarterbacks under Greg Schiano. Janocko's first NFL coaching opportunity came in 2012 when then-Tampa Bay Head Coach Schiano offered him a position to serve as an offensive assistant for two seasons (2012-13).

A three-year letterman at Pittsburgh, Janocko served as a backup quarterback and holder on special teams. Janocko spent his first two seasons as a walk-on before earning a scholarship his final two seasons. A three-time member of the Big East Conference All-Academic Team, he graduated from Pitt in 2010 with a degree in history and a minor in political science.

A native of Clearfield, Pa., Janocko was the starting quarterback at Clearfield Area High School, where his father, Tim, served as the head coach for 38 years. He led the school to a pair of district championships and was a two-time Pennsylvania Football News All-State honoree.

Janocko and his wife, Natalie, have a son, Noah, and a daughter, Isabella.

PLAYING CAREER: Pittsburgh, 2007-10.

COACHING CAREER: Rutgers, 2011; Tampa Bay Buccaneers, 2012-13; Mercyhurst University, 2014; Minnesota Vikings, 2015-21; Chicago Bears, 2022-23; New Orleans Saints, 2024.

COACHING STAFF



KLINT KUBIAK OFFENSIVE COORDINATOR

Klint Kubiak enters his first season with the Saints as offensive coordinator, his 11th NFL season and 15th campaign overall in coaching. He arrives in New Orleans after serving as the San Francisco 49ers' offensive passing game specialist in 2023.

In 2023, Kubiak played a pivotal role in the planning and tutelage within the passing game of the NFC Champion 49ers. The 49ers finished the regular season ranked second in the NFL in total offense (398.4 ypg.), including fourth in net passing yards per game (257.9). San Francisco finished first in the league in red zone touchdown percentage (67.2), fourth in in third down conversion percentage (47.5) and were tied for the sixth-fewest turnovers in the NFL. Pro Bowl QB Brock Purdy completed 308-of-444 (69.4 pct.) passes for 4,280 yards with 21 touchdowns against only 11 interceptions and a league-best 113.0 passer rating, an NFL-best 123.8 in the fourth quarter. Including Purdy, five offensive 49ers were selected to the Pro Bowl and four were *Associated Press* All-Pros (TE George Kittle, FB Kyle Juszczyk, RB Christian McCaffrey and LT Trent Williams).

In 2022, Kubiak served as offensive passing game coordinator/quarterbacks coach for the Denver Broncos, after coaching three seasons with the Minnesota Vikings (2019-21), the first two seasons as quarterbacks coach and one year as offensive coordinator. In 2021, the Vikings offense finished 12th in the NFL in total offense (362.8 ypg.) and 11th in net passing yards per game (249.3), while tying for the fewest interceptions (7) and total giveaways (13). WR Justin Jefferson finished with 108 receptions for 1,616 yards (14.9 avg.) with ten touchdowns, finishing ranked in the top ten in all three major receiving categories, earning *AP* All-Pro honors. QB Kirk Cousins added the third season of his career with 4,000-or-more passing yards and 30-or-more touchdown passes, as he was named to his third Pro Bowl. RB Dalvin Cook carried 249 times for 1,259 yards (5.1 avg.) with six touchdowns and caught 34 passes for 224 yards, as he was selected to the Pro Bowl.

Under Kubiak's tutelage in 2020, Cousins passed for 4,265 yards with 35 touchdowns, a 67.6 completion percentage and 105.0 passer rating, while the Vikings ranked fourth in the NFL in total offense. Cousins became the first Vikings signal-caller to record a 100+ passer rating in consecutive seasons (105.0), his second-highest of his career behind his 107.4 in 2019, which also came with Kubiak's tutoring. Working with Kubiak in 2019, Cousins also posted 3,602 passing yards and 26 touchdowns with only six interceptions, as he was named to the Pro Bowl.

During the three-season period that Kubiak was on the Vikings offensive staff from 2019-21, Cousins started all 47 games, passing for at least 26 touchdowns and had a 100.0+ passer rating each season. Under Kubiak's guidance over the three seasons, Cousins ranked fourth in the NFL in passer rating (105.0), fifth in touchdown passes

COACHING STAFF

(94), sixth in passing yards (12,089) and seventh in completion percentage (67.6).


Kubiak served as offensive assistant/quarterbacks coach in his first coaching stint with the Broncos from 2016-18. In 2018, he helped Denver QB Case Keenum throw for 18 touchdowns and a career-high 3,890 yards. Kubiak started his NFL coaching career with the Vikings as a quality control/assistant wide receivers coach from 2013-14.

In addition to his NFL experience, Kubiak coached four years at the collegiate level with Texas A&M University and Kansas. He served as an offensive quality control coach (2010-11) and graduate assistant/inside wide receivers coach (2012) for Texas A&M, earning his master's degree in human resource development. Kubiak coached wide receivers for the Jayhawks in 2015.

Kubiak was a four-year letterman at Colorado State. He played safety for the Rams and was named a team captain as a senior, earning an invite to play in the East-West Shrine Game.

PLAYING CAREER: Colorado State, 2005-09.

COACHING CAREER: Texas A&M, 2010-12; Minnesota Vikings, 2013-14; Kansas, 2015; Denver Broncos, 2016-18; Minnesota Vikings, 2019-21; Denver Broncos, 2022; San Francisco 49ers, 2023; New Orleans Saints, 2024.



MIKE MARTINEZ


ASSISTANT TO THE HEAD COACH

Mike Martinez enters his second campaign on the New Orleans Saints coaching staff as assistant to the head coach after serving as a football operations/scouting assistant from 2020-22. In his role, he is responsible for assisting Head Coach Dennis Allen in organizing the club's football operations. Martinez is responsible for coordinating the Saints' meeting and practice schedules, the team's daily football calendar and orchestration of team and staff events, as well as providing administrative assistance to the coaching and operations staff.

The Boise, Idaho native played basketball at Dordt (Sioux Center, Iowa) University and graduated with degrees in communication and sports management.

COACHING CAREER: New Orleans Saints, 2023.

COACHING STAFF



DENARIUS MCGHEE ASSISTANT WIDE RECEIVERS COACH

Ten-year coaching veteran Denarius McGhee enters his first season as assistant wide receivers coach for the New Orleans Saints in 2024. McGhee comes to the Saints after a four-year stint as an offensive assistant with the Houston Texans.

McGhee was part of a Texans coaching staff in 2023 that helped Houston improve from a 3-13-1 record in 2022 to winning the AFC South division title and capturing an AFC Wild Card Playoff victory over Cleveland. As a team, Houston finished the regular season with the fewest giveaways in the NFL (14) and its passing attack ranked second in the NFL in pass plays over 25 yards (41). Houston's offensive attack blossomed with the development of several key offensive contributors. Rookie QB C.J. Stroud captured AP NFL Offensive Rookie of the Year honors, completing 319-of-499 passes for 4,108 yards, 23 touchdowns and a 100.8 passer rating. Two young wideouts also developed in Nico Collins and Tank Dell. In his third season, Collins had the best season of his career with 80 catches for 1,297 yards and eight touchdowns with a franchise-record 25 20-plus yard receptions. As a rookie, Dell finished with 47 receptions for 709 yards and seven touchdowns through the first 11 games before suffering a season-ending injury.

McGhee came to Houston after three seasons (2017-19) on staff at his alma mater, Montana State. He coached quarterbacks in 2017 and running backs from 2018-19, capped off by an 11-win campaign in 2019 that marked the Bobcats' first season with double-digit wins since McGhee quarterbacked the team in 2012. He also served as a recruiting coordinator in his final season with the program. McGhee received his first NFL coaching experience when he served a Bill Walsh Diversity Coaching Fellowship in 2018 training camp with the Kansas City Chiefs.

McGhee spent two seasons (2015-16) as a graduate assistant at North Carolina State after beginning his coaching career as a quality control coach at Florida Atlantic in 2014.

A four-year starter at Montana State, McGhee stands as the school's all-time winningest quarterback, holds program records in career passing yards (11,203) and touchdowns (79) and remains the only player in program history to win Big Sky MVP twice (2010 and 2012). He led the Bobcats to conference championships in 2010, 2011 and 2012 and garnered all-American recognition as both a freshman (2010) and a junior (2012). He is a member of the Montana State Athletics Hall of Fame. McGhee was a member of the Canadian Football League's Saskatchewan Roughriders in 2014 before starting his coaching career.


A native of Eules, Texas who was born in and spent his formative years in McComb Miss., McGhee graduated from Montana State with a bachelor's degree in business

COACHING STAFF

management and marketing. He and his wife, Alethia, have three children, two sons, Xzavier and Zion, and a daughter, Grace.

PLAYING CAREER: Montana State, 2010-13; Saskatchewan Roughriders (CFL), 2014.

COACHING CAREER: Florida Atlantic, 2014; North Carolina State, 2015-16; Montana State, 2017-19; Houston Texans, 2020-23; New Orleans Saints, 2024.



KEVIN PETRY

OFFENSIVE ASSISTANT

Kevin Petry enters his eighth season as a member of the Saints coaching staff and sixth as an offensive assistant.

Petry has worked with both quarterbacks and wide receivers during his tenure on the offensive coaching staff and will work with the tight ends in 2024.

Petry was responsible for coordinating the Saints' meeting and practice schedules, daily football calendar and the orchestration of team and staff events, as well as providing administrative assistance to the coaching and football operations staff from 2017-22.

This will be Petry's 12th year as a member of the Saints organization. During the 2015 and 2016 seasons, he served as a video assistant. From 2012-14, Petry was a member of the team's equipment staff.

The Covington native prepped at St. Paul's High School in Covington, La. and graduated from Louisiana State University with a bachelor's degree in sports administration in 2013. Petry and his wife Kelsey, have one son, Louis Michael.

COACHING CAREER: New Orleans Saints, 2017-

COACHING STAFF



DARREN RIZZI
ASSISTANT HEAD COACH
SPECIAL TEAMS COORDINATOR

Darren Rizzi was named special teams coordinator for the New Orleans Saints on February 11, 2019 and added the important role of assistant head coach in 2022 under Head Coach Dennis Allen. Rizzi brings 31 years of coaching experience, including a ten-season stint with the Miami Dolphins from 2009-18.

Rizzi's units have ranked in the top half of NFL writer Rick Gosselin's annual special teams rankings in 12 of the 13 years that he has served as a coordinator, including first in 2019, fifth in both 2020 and 2021 and second in 2023. Since he entered the NFL coaching ranks in 2009, seven special teams players have been named to eight Pro Bowls under his tutelage. Rizzi has also coached six players to the NFL All-Rookie team in the past ten years.

Over his Saints career, Rizzi's work on special teams have made the kicking game an integral part of New Orleans' success. On coverage units, J.T. Gray's 65 tackles rank second in the NFL. The punting game has produced the top three seasons in club history for punts inside-the-20-yard line. Since 2019, the Saints have excelled in the return game. Over the five-season period, the team has been ranked sixth in the NFL in punt return average (10.1), while coverage units have allowed the third-lowest punt return average (7.0). The special teams units have not given up a touchdown since 2019.

Last season, New Orleans finished in the Top 10 in the NFL in 13-of-22 special teams categories, leading or sharing the lead in five of them and finishing second in two others. New Orleans finished first in the league in opponent punt return average (5.6), while giving their defense the second-best starting point after kickoffs (24.2). Second-year WR/RS Rashid Shaheed was selected as a Pro Bowl starter as a return specialist and as an *Associated Press* first-team All-Pro punt returner, ranking third in the NFL in punt return average (13.6) with a 76-yard touchdown, the third-longest return in franchise history.

Youth was served as a total of nine rookies or first-year players contributed to the Saints special teams, including K Blake Grupe, P Lou Hedley and LB Nephi Sewell. Grupe set the club rookie record with 30 field goals, led the team with 130 points and ranked third in the NFL with 76 touchbacks. Hedley's 31 punts inside-the-20-yard line ranked second in club record books. Sewell recorded five coverage stops and forced a fumble by the punter in Week 14 that was recovered for a touchdown.

In 2022, the Saints special teams units delivered another productive season. After a season-ending toe injury suffered by Deonte Harty, Shaheed had a 9.7 average on 20 punt returns as a rookie. Despite missing three contests, Gray led the Saints with 12 coverage stops. P Blake Gillikin had a team-record 32 punts inside-the-20.

COACHING STAFF

In 2021, Gray received his first career selection as a Pro Bowl starter after leading the NFL with 19 special teams tackles and was an *AP* first-team All-Pro. LB Andrew Dowell, in his first full NFL season, tied for fifth in the league with 14 coverage stops and blocked a punt. In his first season handling punting duties, 29 of Gillikin's punts were downed inside the 20-yard line, ranked fourth in the NFL and tying a team record at the time. The Saints special teams unit ranked fourth in the NFL in opponent average starting position after kickoffs (24.1-yard line) and eighth in punt return average (10.0).

In 2020, Rizzi fielded a unit that ranked first in opponent punt return average (2.3), second in opponent kickoff return average (17.2), sixth in kickoff return average (25.4 avg.) and ninth in punt return average (10.2 avg.), while ranking third in opponent average starting position after kickoffs (23.8-yard line) and ninth in average starting position after kickoffs (25.9-yard line). Harty had a 12.2 punt return average and 27.3 kickoff return average.

In his first season with New Orleans in 2019, Rizzi worked with a unit that rose to first in Gosselin's rankings, featuring standout performances from Harty, K Wil Lutz, P Thomas Morstead and Gray. For the first time in franchise history, two special teams players were selected to the *AP* All-Pro team (Gray and Harty) and for the second time two were selected to the Pro Bowl (Harty and Lutz). An undrafted free agent, Harty ranked in the top five in the NFL in kickoff and punt return average. Lutz set a team record by drilling 32 field goals, ranking second in the NFL in scoring (144 points), PATs (48) and touchbacks (career-high 74) and third in field goals. Morstead ranked fifth in the NFL in net punting average (43.1), was named the September NFC Special Teams Player of the Month and twice was selected conference Special Teams Player of the Week. Gray led the Saints with 16 coverage stops, blocked a punt and recovered a fumble on coverage.

The 2018 Dolphins graded out fourth in the NFL in Gosselin's rankings. Jason Sanders drilled 18-of-20 (90.0 pct.) field goal attempts and was a PFWA All-Rookie selection, one of only four kickers to kick in all of his team's games and miss just two or fewer field goals and one of only four to miss three or fewer kicks. His 90.0 field goal percentage was ranked eighth in the NFL and fifth-best in Dolphins history. Matt Haack's 35 punts downed inside the 20 ranked fifth in the NFL. Miami was ninth in the NFL in punt return average (10.5 avg.) with Jakeem Grant leading the league (16.3) before being placed on Injured Reserve in Week 13.

The 2017 Dolphins were tied for second in the NFL with three blocked kicks – two field goals and one punt. Cody Parkey tied what was a team field goal percentage record by converting 21-of-23 attempts (91.3 pct.), including a 54-yard game-winner, the longest game-winner in team history. He also successfully converted four onside kicks, the most in NFL history since records date back to 1997. Miami's kickoff coverage unit was the best in the NFL, forcing opponents to start on average at their own 23-yard line. The team graded out at No. 11 in Gosselin's rankings and Pro Football Focus ranked the team's special teams No. 6 in the NFL. S Michael Thomas was named PFF's Special Teamer of the Year and led the Dolphins with 11 coverage tackles.

Miami ranked seventh in Gosselin's rankings in 2016, led the league in opponent gross punting average (41.8) and tied for the NFL lead with four blocked kicks. Andrew Franks made his first two career game-winning field goals and drilled an important 55-yarder

COACHING STAFF

at Buffalo (Dec. 24) as the field goal unit was rushing onto the field to tie the score and send the contest to overtime. The eventual Dolphins win solidified the team's first playoff berth since 2008. Grant and KR Kenyan Drake each had touchdown returns, becoming the second Dolphins rookie tandem and fourth NFL rookie duo to return a punt and kickoff for a touchdown in the same season. Thomas tied for the NFL lead in special teams tackles (19, including a league-best 16 solo). Walt Aikens scored the first two-point defensive conversion in team history after he returned a blocked PAT for two points. The team finished in the top ten in several additional special teams units including opponents starting field position following a kickoff (tenth/24.4 yard line), own starting field position following a kickoff (eighth/25.3 yard line) and opponent net punting average (third/37.4 yards per punt).

In 2015, WR Jarvis Landry earned AFC Special Teams Player of the Week for his Week One performance, when he returned a punt 69 yards for a touchdown. Landry ranked fourth in the NFL with 356 punt return yards. Matt Darr posted the fourth-best gross punting average (47.6) in team history and earned NFL All-Rookie team honors as his punting average was third in the league. Franks was 13-for-16 in field goal attempts as a rookie. The Dolphins ranked in the top 10 in five special teams categories.

In 2014, Rizzi guided a special teams unit that set the team record with three blocked punts. They also added two blocked field goals, giving Miami five blocked kicks, the most since the team blocked seven in 1977. Explosive plays were not limited to the block units as Landry won October AFC Special Teams Player of the Month when he returned five kickoffs for 178 yards (35.6 avg.), with a long of 54. The 35.6 average kickoff return was the second-highest in the NFL in October and the highest October average in franchise history. Landry finished the season with a 28.1 kick return average, the fourth-highest in the NFL and tops among rookies.

In 2013, for the third-straight season, Dolphins special teams were rated among the top eight units in the NFL based on Gosselin's annual rankings. Miami was one of three teams to remain in the top 10 (along with Baltimore and Seattle) in both the 2013 and 2012 rankings. Additionally, from 2011-13, only Miami and Seattle were ranked in the top 10. Rizzi's units were highlighted by the play of P Brandon Fields, who earned his first Pro Bowl berth. Fields ranked second in the NFL in gross punting average (48.8), second in net average (42.4, which was eighth-best in NFL history at the time), tied for fourth with 33 punts inside the 20-yard line and also recorded the third-longest punt (74 yards) during the season as he was selected to the Pro Bowl.

The 2012 campaign was built off a strong 2011 season for Dolphins special teams. Gosselin ranked Miami as the NFL's fourth-best special teams unit, making the Dolphins the only team in the NFL to rank in the top five in both 2012 and 2011, following a second place finish in 2011. Fields continued to establish himself as one of the most productive punters in NFL history, leading the league with a 50.2 average, while moving into first place in team history for highest career punting average (46.4), highest-career net punting average (38.7) and second place in NFL history for highest-career punting average (46.4). Marcus Thigpen became the first player in team history to return a kickoff and a punt for touchdowns in the same season. Thigpen also stood alone as the only player in the NFL to rank in the top five in kickoff return average (27.4) and punt return average (12.2). Additionally, Miami became the first NFL team in the last 20 years to block a field goal, block a punt and recover their own onside kick in

COACHING STAFF

the same game.

After Rizzi took over the special teams in Week Five of the 2010 season, the Dolphins improved in almost every major statistical special teams category, including net and gross punting average, punt and kickoff return average, average drive start and opponent's gross and net punting average. He led an impressive 2011 campaign by the Dolphins special teams. The Dolphins showed the biggest improvement of any NFL special teams unit from 2010 to 2011 according to Gosselin's annual report. The improvement saw the Dolphins jump from their 2010 ranking of 24th in the NFL to second in 2011. The 22-place advancement was aided by K Dan Carpenter's 13-of-16 in field goals from 40 yards and beyond and Fields' net punting average of 41.1 yards.

Rizzi joined the Dolphins with four years of experience as a college head coach, including 2008 at the University of Rhode Island. Prior to taking over the program at URI, Rizzi was an assistant at Rutgers for the previous six seasons (2002-07), where he headed up the Scarlet Knights' special teams units. He also tutored the team's running backs his first three years and the linebackers his final three. In addition, he held the title of assistant head coach from 2004-06 and associate head coach in 2007. In Rizzi's six years at Rutgers, he coached three players who earned first-team All-Big East honors in special teams including kick returner Nate Jones (2002), kick/punt returner Willie Foster (2005) and punter Joe Radigan (2006). Jones also was named the conference's co-Special Teams Player of the Year in 2002 while Foster was the Big East Special Teams Player of the Year in 2005.

Before his Rutgers stint, Rizzi was head coach at the University of New Haven, where he guided the Chargers to a three-year record of 15-14 from 1999-2001. He was the special teams and linebackers coach at Northeastern University in 1998. He coached at New Haven from 1994-97, where he was defensive coordinator in his final year, after overseeing the special teams and defensive line his first three. Rizzi began his coaching career as a graduate assistant at Colgate in 1993.

Rizzi played tight end at Rhode Island, where he first walked on in 1988. He went on to tally 160 receptions for 2,426 yards (15.2 avg.) and 15 touchdowns in his collegiate career and was a consensus All-American in 1992. He was signed as a free agent by the Philadelphia Eagles prior to beginning his coaching career.

A native of Hillsdale, N.J. and a graduate of Bergen Catholic High School, Rizzi earned a degree in speech communications from URI in 1992. In 2013, he was inducted into the Bergen Catholic Hall of Fame. A two-sport high school star, he concluded his prep football career with 69 receptions, a school record which stood for 22 years, also excelling as an All-League outfielder for the baseball team.

He and his wife, Tracey, have two daughters, Mackenzie and Alexandra, and three sons, Christian, Casey and Cameron.

PLAYING CAREER: Rhode Island, 1989-92.

COACHING CAREER: Colgate, 1993; New Haven, 1994-97; Northeastern, 1998; New Haven (Head Coach), 1999-2001; Rutgers, 2002-07; Rhode Island (Head Coach), 2008; Miami Dolphins, 2009-18; New Orleans Saints, 2019-.

COACHING STAFF



MARCUS ROBERTSON

SECONDARY COACH

Marcus Robertson, a 17-year NFL coaching veteran, enters his second season as the Saints' secondary coach. Robertson has spent the last 33 seasons in the NFL as a player, coach and administrator, tutoring defensive backs with the Tennessee Titans (2007-11), Detroit Lions (2012-13), Oakland Raiders (2014-16), Denver Broncos (2017-18) and Arizona Cardinals (2019-22).

In 2023, Robertson coached a secondary that finished first in the NFL in passes defended (99), tied for third in the league for interceptions (18) and ranked tenth in opponent passing yards per game (207.3). Robertson coached CB Paulson Adebo, who recorded the third-most passes defended (18) and led the team with six takeaways. He also coached S Tyrann Mathieu to four interceptions, tying for the team lead with Adebo.

Under Robertson's tutelage in Arizona, Budda Baker was the only safety in the NFL named to the Pro Bowl each season from 2019-22. In 15 games in 2022, Baker ranked seventh among NFL defensive backs with 111 tackles and added seven passes defended and three takeaways. Robertson also developed S Jalen Thompson, who in 2021 was one of just five NFL players with 100+ tackles (club-best 120), 3+ interceptions (three) and 5+ passes defended (seven). In 2022, Thompson finished second on the team with 109 stops and added two takeaways and a club-best eight passes defended. CB Byron Murphy Jr., a second round pick in 2019, posted a career year in 2021 under Robertson's development, when he was just one of four players in the NFL with 4+ interceptions (four, including one returned for a touchdown) and 12+ passes defended (12) and had two fumble recoveries in his first nine appearances in 2022, before being sidelined in the second half of the season. In 2022, CB Marco Wilson led the Cardinals with the first three interceptions of his career, one returned for a touchdown and ten passes defended.

Robertson arrived in Arizona after serving in the same position with the Broncos from 2017-18 on Saints Defensive Coordinator Joe Woods' defensive staff. He helped the 2018 Broncos tie for fifth in the NFL in interceptions (17) after Denver ranked fourth in in pass defense (200.6 ypg.) and second in third down defense (31.5%) in 2017. CB Aqib Talib earned his fifth consecutive Pro Bowl selection in 2017 and CB Chris Harris was selected to his fourth career Pro Bowl in 2018. CB Bradley Roby led the Broncos in 2017 with a career-high 17 passes defended, and Denver's secondary had all ten of the team's interceptions that season.

Robertson spent two seasons (2015-16) as the Raiders defensive backs coach after working as the assistant defensive backs coach in 2014 on Saints Head Coach Dennis Allen's Oakland staff. During his last two seasons in Oakland, the Raiders ranked eighth

COACHING STAFF

in the NFL with 30 interceptions and sixth in the league with 163 passes defended, while Hall of Fame DB Charles Woodson (2015) along with S Reggie Nelson (2016) were each selected to the Pro Bowl. Woodson's five interceptions in 2015 were the most in NFL history by a player in his 18th season or later.

Robertson served as Detroit's secondary coach in 2013 after being promoted from assistant secondary coach in 2012. The Lions finished ninth in the league with 88 passes defended and held opponents to a 59.1 completion percentage in 2013.

He began his coaching career with the Titans as assistant secondary coach for two seasons (2007-08) before being promoted to secondary coach from 2009-11. In 2008, the Titans had three first-time Pro Bowl selections (CB Cortland Finnegan, S Chris Hope, S Michael Griffin), while the secondary had 19 interceptions, ranked second in the NFL. As secondary coach, the Titans ranked second in the NFL in average passing yards per completion (10.6) between 2009-11. In 2009, Tennessee finished eighth in the NFL in interceptions (20) and second with four interceptions returned for touchdowns.


Robertson played in the NFL for 12 years with the Houston Oilers/Tennessee Titans (1991-00) and the Seattle Seahawks (2001-02) after entering the league with Houston as a fourth-round selection (102nd overall) in the 1991 NFL Draft out of Iowa State. Robertson was a first-team All-Pro at free safety in 1993 and 1997. The Pasadena, Calif. native finished his career by appearing in 162 games (144 starts), collecting 24 interceptions, 72 passes defended, 11 fumble recoveries, nine forced fumbles and 795 tackles (638 solo). After his playing days, Robertson spent four seasons (2003-06) as the Titans director of player development.

During his four seasons at Iowa State as a cornerback, Robertson totaled 257 tackles, six interceptions and nine forced fumbles. He was inducted into the Iowa State Athletic Hall of Fame in 2008. The Pasadena, Calif. native earned a bachelor's degree in Management and Organizational Development from Bethel University in 2012. He and his wife, Holly, have two daughters, Morgan and Milan, and a son, Marcus Andrew.

PLAYING CAREER: Iowa State, 1987-90; Houston Oilers/Tennessee Titans, 1991-2000; Seattle Seahawks, 2001-02.

COACHING CAREER: Tennessee Titans, 2007-11; Detroit Lions, 2012-13; Oakland Raiders, 2014-16; Denver Broncos, 2017-18; Arizona Cardinals, 2019-22; New Orleans Saints, 2023.

COACHING STAFF



JORDAN TRAYLOR

OFFENSIVE ASSISTANT


Jordan Traylor enters his sixth season with the New Orleans Saints, his fourth on the coaching staff. Traylor previously served two years in the personnel department. In 2021, he transitioned to the defensive coaching staff working with linebackers for two seasons. Traylor worked with the tight ends in 2023 and will help Andrew Janocko tutor the quarterbacks in 2024.

Prior to joining the Saints, he began his coaching career as an offensive graduate assistant working with quarterbacks and receivers at The University of Texas from 2016-2017, before coaching quarterbacks at the University of Arkansas as an offensive analyst in 2018.

The Gilmer, Texas native, who played quarterback and wide receiver in high school, started his collegiate playing career at Mississippi College from 2012-13 before transferring to play quarterback at Texas A&M from 2014-15. Traylor is the son of UTSA Head Coach Jeff Traylor.

PLAYING CAREER: Mississippi College, 2012-13; Texas A&M, 2014-15.

COACHING CAREER: Texas, 2016-17; Arkansas, 2018; New Orleans Saints, 2021-.



KEITH WILLIAMS

WIDE RECEIVERS COACH

Keith Williams enters his first season with the Saints, where he will tutor the team's wideouts after spending the previous three seasons on the Baltimore Ravens offensive coaching staff. Prior to joining the Ravens in 2021, the Stockton, Calif. native came to the NFL having 18 years of coaching experience at the collegiate level, while also working as a personal wide receivers coach for a number of top NFL wideouts, including All-Pro Davante Adams and Tyreek Hill.

In his three years with the Ravens, Williams served as assistant wide receivers coach in 2023 and as the pass game specialist from 2021-22, working with the wideouts.

In 2023, Williams worked with Ravens Wide Receivers Coach Greg Lewis to oversee

COACHING STAFF

a unit that contributed to Baltimore ranking fourth in the NFL in scoring (28.4 ppg.) and sixth in total offense (370.4 ypg.). Zay Flowers, the club's first round pick, set rookie franchise marks in catches (77) and receiving yards (858), adding six total touchdowns (five receiving and one rushing).

In 2022, Williams helped guide Devin Duvernay to career-bests in receptions (37), receiving yards (407) and receiving touchdowns (3), while Demarcus Robinson also finished with a career-best 48 catches. In 2021, Williams contributed to scheming a passing attack that made the league's biggest improvement (+61.8 ypg.) from 2020 with Marquise Brown enjoying a breakout campaign with 91 receptions for 1,008 yards and six touchdowns.

Prior to his first professional experience as wide receivers coach of the AAF's San Antonio franchise in 2019, Williams mentored wide receivers for 18 years at the college level, including time with Nebraska (2015-17) and at Tulane (2012-14).

Mentoring the Cornhuskers' wide receivers under Head Coach Mike Riley, Nebraska's wideouts flourished under Williams' leadership upon arrival in 2015, with the group combining for more than 200 receptions, nearly 2,800 yards and 23 touchdowns. Nebraska ranked in the Top three in the Big Ten Conference in passing offense, scoring offense, total offense and third-down conversions.

During his tenure at Tulane, Williams garnered impressive production out of the Green Wave's wideouts. In 2013, Tulane's wide receivers combined for 156 receptions, totaling 1,877 yards (12.0 avg.) and 18 touchdowns, as the team had its first winning record and bowl berth since 2002. In his first season in Uptown New Orleans in 2012, the Green Wave's receiving corps combined for 186 receptions, 2,656 receiving yards and 19 touchdown grabs. He mentored Ryan Grant, who was later selected by Washington in the fifth round of the 2014 NFL Draft, to a conference-high 1,149 receiving yards.

Williams tutored the wideouts at Fresno State from 2009-11, where he guided three of his wideouts (former Saint Jalen Saunders - 2011, Jamel Hamler - 2010 & Seyi Ajirotutu - 2009) to All-Western Athletic Conference honors. The Bulldogs made two bowl appearances (2009-10) in Williams's three seasons.

From 2005-08, Williams received valuable experience as offensive coordinator at San Jose City College, in addition to coaching wide receivers. From 2001-04, he served as wide receivers coach at San Jose State. In 2001 under his mentoring, Edell Shepherd set Spartans single-season records in receptions (83 - surpassed), receiving yards (1,500 - stands) and touchdown grabs (14 - surpassed). He started his coaching career as a wide receivers coach and math teacher at Brookside Christian (Stockton, Calif.) High School from 1997-99, moving to the college ranks in 2000 at Solano (Fairfield, Calif.) Community College.

Williams played wideout for San Diego State from 1991-93, including the 1991 Freedom Bowl team, while also competing on the the Aztecs' track & field team, finishing with a bronze medal (10.31) in the 100m at the Western Athletic Conference Outdoor Track & Field Championships. He earned his bachelor's degree in public administration in 1996.

Following his college career, Williams signed an NFL rookie free agent contract with the Washington Redskins in 1994, before playing for the Frankfurt Galaxy of the

COACHING STAFF

World League of American Football in the spring of 1995 and then the Saskatchewan Roughriders of the Canadian Football League from 1995-96.

Born in Lima, Ohio, Williams attended Tokay (Lodi, Calif.) High School, where he excelled in football (wide receiver and safety), basketball and track & field, earning All-San Joaquin County Section honors in football and track. He holds the 100m (10.44) and 200m (21.2) records at Tokay. Williams and his wife, Ayana, have a son, Keyan, who played wide receiver at Ball State, Nebraska and Fresno State and is a graduate assistant at the University of Missouri, and a daughter, Kaya, who played soccer at Jacksonville University and transferred to Lamar University, for whom she currently competes.

PLAYING CAREER: San Diego State, 1991-93; Frankfurt Galaxy (WLAF) 1995; Saskatchewan Roughriders (CFL), 1995-96.

COACHING CAREER: Brookside Christian High School, 1997-99; Solano Community College, 2000; San Jose State, 2001-04; San Jose City College, 2005-08; Fresno State, 2009-11; Tulane, 2012-14; Nebraska, 2015-17; San Antonio Commanders (AAF), 2019; Baltimore Ravens, 2021-23; New Orleans Saints, 2024-



JOE WOODS DEFENSIVE COORDINATOR

Joe Woods enters his second season as the Saints' defensive coordinator in 2024. A 32-year coaching veteran, including the last 20 in the NFL, Woods enters his seventh NFL season as a defensive coordinator.

With Woods' influence in his first season with the club in 2023, the Saints made great strides getting their hands on the football and taking it away. New Orleans ranked 31st in the NFL in 2022 and forced 29 turnovers in 2023, ranked fourth, with CB Paulson Adebo leading the team with six. New Orleans was 5-1 when they forced at least two defensive turnovers in a game. The Black and Gold also increased their interception total from seven to 18, tied for third in the league with Adebo and S Tyrann Mathieu leading the club with four apiece. The team led the NFL with 99 passes defended, with the Saints the only team to have three players ranked in the top ten individually with at least 14, including Adebo with 18, third in the league. The Saints ranked eighth in opponent points per game, tenth in opponent net passing yards per game and fourth in the league in third down defense after tying for 24th a year earlier.

Woods came to New Orleans after serving as defensive coordinator of the Cleveland Browns from 2020-22. In 2022, Woods led a Browns defensive unit that had a constantly-evolving cast of players. Despite the changes, the Browns tied for fourth in the NFL in passes defended (85) and ranked fifth in opponent net passing yards per

COACHING STAFF

game (196.2 ypg.) and helped Cleveland win four of its last seven games after a 3-7 start, surrendering 17 points or fewer in five of the contests. In a Week 17 24-10 victory over the Washington Commanders that eliminated Washington from the playoff chase, Cleveland held them to 260 net yards and recorded three interceptions.

Veteran contributors also enjoyed standout campaigns and others made strides as young professionals under Woods' leadership in Cleveland. DE Myles Garrett tied his own team record with 16 sacks, first set in 2021, tied for second-most in the NFL. He became the only player to record 16 takedowns in 2021 and 2022, as he was selected to the Pro Bowl and as an *AP* second-team All-Pro. S Grant Delpit showed significant growth in his second season, when he led the team in interceptions (four) and tackles (101), as one of only three NFL players to have at least four picks and 100 stops. CB Denzel Ward led the team with five takeaways, including two fumble returns for touchdowns and tied for the team lead in passes defended (15). Rookie CB Martin Emerson Jr. tied Ward for the team lead in pass breakups and a Pro Football Journal All-Rookie, as Cleveland was one of only two teams to have two players with at least 15 passes defended.

Under Woods' supervision in 2021, the Browns finished fifth in the NFL in total defense, marking just the third time since 1970 the team ranked in the top-five and the club's highest finish since 1987, one of just three NFL teams to finish in the top-12 in total defense, run defense and pass defense. Garrett earned first-team All-Pro and Pro Bowl honors with 16 takedowns and Ward earned his second career Pro Bowl selection.

Upon arriving in Cleveland in 2020, Woods helped the opportunistic Browns reach the playoffs for the first time since 2002, as they led the NFL with six red zone takeaways and tied for second with 17 forced fumbles. The Browns were 6-0 when they forced two or more turnovers in a game and 8-1 with at least one takeaway. In the Wild Card Playoff victory at Pittsburgh, the Browns recorded five takeaways, including four interceptions. The club finished ninth in run defense after finishing 30th in 2019, prior to Woods' arrival. Garrett earned first-team All-Pro and Pro Bowl honors as he ranked among the league leaders in strip sacks (tied for second with four), forced fumbles (tied for third with four), fumble recoveries (tied for third with two) and sacks (sixth with 12). Along with DE Olivier Vernon (nine), the Browns were one of just four teams to have a pair of teammates each record at least nine sacks. Ward finished tied for second in the NFL with 18 passes defended, despite only playing in 12 games.

Prior to his tenure in Cleveland, Woods served as defensive backs/pass game coordinator for the Super Bowl LIV finalist San Francisco 49ers in 2019, when they held opponents to 169.2 passing yards per game, ranking first in the NFL in 2019 and the lowest total allowed by an NFL team since 2009. San Francisco also led the league with 21 forced fumbles and finished in the top-eight in nine other major defensive categories.

Woods spent four seasons in Denver from 2015-18, where he served as defensive backs coach his first two seasons and as defensive coordinator his final two.

Under Woods' tutelage in 2018, LB Von Miller and rookie LB Bradley Chubb combined for 26.5 sacks, as Miller's 14.5 were the second-most in a single season in his career and Chubb's 12.0 set the Broncos franchise rookie record. Miller was selected to his

COACHING STAFF

fifth consecutive Pro Bowl, as he reached double-digit takedown totals for the fifth consecutive season, also adding four takeaways.

The 2017 Broncos finished third in the NFL in total defense and joined the Minnesota Vikings as the only two teams to rank in the top five in run defense (89.4 ypg.) and passing defense (200.6 ypg.) that season. Woods' defense also held each of its opponents to less than 300 net yards passing. Miller led the team with ten sacks as he was selected to the Pro Bowl and PFW/PFWA All-NFL. LB Brandon Marshall led the team with 106 tackles at inside linebacker and added a career-high three sacks.

Prior to his promotion to defensive coordinator, Woods coached Denver's defensive backs to first-place rankings in the NFL in opponent net passing yards per game allowed in both 2015 (199.6) and 2016 (185.8). The Broncos also held opponents to the lowest completion percentage (57.8), yards per attempt (5.99) and passer rating (74.3) during those two seasons. From 2015-16, the Broncos secondary led the NFL in defensive touchdowns (seven).

Each of Denver's four starting defensive backs made at least one Pro Bowl playing for Woods from 2015-16, including CBs Chris Harris Jr. (2015-16) and Aquib Talib (2015-16), who were also named first-team All-Pro selections in 2016, S T.J. Ward (2015) and S Darian Stewart (2016) also earned Pro Bowl honors while playing for Woods.

In 2014, Woods tutored the Oakland Raiders secondary. He worked with Pro Football Hall of Fame DB Charles Woodson, who led the team with 160 tackles (105 solo) and four interceptions (35 yds.) in his 17th NFL season.

Prior to his season in Oakland, Woods spent eight seasons coaching defensive backs for the Minnesota Vikings (2006-13). The Vikings finished in the NFL's top 10 defenses in four of his first five years with the team, winning consecutive NFC North Division titles from 2008-09 and making an appearance in the NFC Championship game following the 2009 season. In 2013, Woods was instrumental in the development of first-round CB Xavier Rhodes, who appeared in 13 games (six starts) for the club and set a Vikings rookie record with 23 passes defended. CB Antoine Winfield earned all three of his career Pro Bowl selections (2008-10) playing for Woods, recording 14 interceptions and 58 passes defended in his six years with the Vikings.

Woods was brought to Minnesota in 2006 along with defensive coordinator Mike Tomlin, who worked side-by-side with him as a secondary coach in Tampa Bay from 2004-05. With Woods serving as a defensive quality control coach, he assisted Tomlin in coaching a talented secondary led by CB Ronde Barber, who would earn first-team AP All-Pro both seasons and is a member of the Pro Football Hall of Fame's Class of 2023. In 2005, the Buccaneers boasted the NFL's top defensive unit (277.8 ypg.)—including the league's sixth-ranked pass defense (183.1 ypg.)—while finishing 11-5 and capturing the NFC South Division title. Barber set a team record for most tackles (120) by a cornerback and led the club with five interceptions. Tampa Bay ranked first in the NFL in pass defense (161.2 ypg.) in Woods' first season with the club in 2004 and limited opposing quarterbacks to a 77.2 passer rating. Barber was selected to his second career Pro Bowl after finishing the season as one of just four NFL cornerbacks to record at least three interceptions and three sacks.

Before joining the Bucs, Woods was the defensive backs coach for three seasons

COACHING STAFF

(2001-03) at Western Michigan. He coached the same position with Hofstra (1998-2000), helping the school make consecutive trips to the 1-AA playoff quarterfinals.

Woods also served as defensive backs coach at Kent State University (1997) and Grand Valley State University (1994-96) following a stint coaching linebackers during the spring of 1994 at Northwestern State University.

He began his coaching career as a defensive backs coach at Muskingum College (1992) and moved on to become a graduate assistant coach at Eastern Michigan University a year later (1993).

Woods lettered four times as a cornerback and safety at Illinois State, graduating in 1992 with a degree in criminal justice. He was team captain as a senior in 1991 and went on to earn first-team All-Gateway Conference following his final season.

Born on June 25, 1970, in North Vandergrift, Va., Woods and his wife, Ellen, have two daughters and one son.

PLAYING CAREER: Illinois State, 1988-91.

COACHING CAREER: Muskingum College, 1992; Eastern Michigan, 1993; Northwestern State, 1994; Grand Valley State, 1994-96; Kent State, 1997; Hofstra, 1998-2000; Western Michigan, 2001-03; Tampa Bay Buccaneers, 2004-05; Minnesota Vikings, 2006-13; Oakland Raiders, 2014; Denver Broncos, 2015-18; San Francisco 49ers, 2019; Cleveland Browns, 2020-22; New Orleans Saints, 2023.



BRIAN YOUNG PASS RUSH SPECIALIST

Brian Young enters his ninth season as the club's pass rush specialist. In his 15th season as a valued member of the New Orleans Saints coaching staff, Young has worked with all of the club's front seven position groups after first breaking into the ranks as a coaching assistant in 2009 following the conclusion of a nine-year playing career and 124 games along the defensive line in the National Football League.

Since 2017, New Orleans' 315 sacks rank fourth in the NFL, 11 different defensive linemen have produced multi-sack games and the defense went an NFL-record 55 regular season and postseason games without allowing a 100-yard rusher between the 2017-20 campaigns. The Saints have ranked in the top ten in sacks five of the last seven seasons.

COACHING STAFF


In the 2023 season, Young helped tutor a pair of young Saints defensive linemen to impressive production. Carl Granderson blossomed under Young's tutelage with a career-high and team-best 8.5 sacks as part of a 78-tackle effort. Bryan Bresee, the club's first round pick, finished with 4.5 sacks and six passes defended, the top totals in club record books for a Saints rookie defensive tackle.

Young joined the Saints coaching staff after concluding a nine-year NFL playing career, where he appeared in 124 games and had 22.5 sacks and eight fumble recoveries for the St. Louis Rams (2000-03) and the Saints (2004-08). During his playing tenure with the Black and Gold, he served as a valuable member of the Saints interior line rotation, starting 58-of-64 contests.

Young played at Texas-El Paso from 1996-99. He was the Western Athletic Conference Defensive Player of the Year as a senior in 1999, when he had a career-high 121 tackles and eight sacks. The El Paso native graduated with a bachelor's degree in criminal justice. He was a 2016 inductee into the El Paso Athletic Hall of Fame and a 2019 inductee into the UTEP Athletics Hall of Fame.

PLAYING CAREER: Texas El-Paso, 1996-99; St. Louis Rams, 2000-03; New Orleans Saints, 2004-08.

COACHING CAREER: New Orleans Saints, 2009-.



NEW ORLEANS SAINTS

PLAYERS

VETERANS



JOHNATHAN ABRAM

24 | S

HEIGHT: 5-11 • WEIGHT: 205
COLLEGE: MISSISSIPPI STATE
JOINED SAINTS: UFA-23 (SEA)
NFL EXPERIENCE: 6
BORN: 10/25/96

NFL CAREER – Sixth-year safety joined the Saints in 2023 after previous stints with the Oakland/Las Vegas Raiders (2019-22), Green Bay Packers (2022) and Seattle Seahawks (2022). Originally selected by the Raiders in the first round (27th overall) of the 2019 NFL Draft, Abram has logged 52 career regular season games with 39 starts and has recorded 280 tackles (176 solo), nine stops for loss, four interceptions, 15 passes defended, a fumble recovery, a forced fumble, 13 special teams stops and a coverage fumble recovery.

CAREER TRANSACTIONS – Agreed to terms with the Saints on a one-year contract, 3/20/24; Signed off the practice squad to the Saints active roster, 11/30/23; Elevated to practice squad by New Orleans (standard), 10/7/23; Elevated to practice squad by New Orleans (standard), 9/30/23; Elevated to practice squad by New Orleans (standard), 9/23/23; Signed to practice squad by New Orleans, 8/30/23; Contract terminated by New Orleans, 8/29/23; Agreed to terms with New Orleans Saints on a one-year contract (UFA-Sea.), 3/22/23; Awarded off waivers to Seattle Seahawks from Green Bay Packers, 11/30/22; Waived by Green Bay, 11/29/22; Awarded off waivers to the Packers from the Las Vegas Raiders, 11/9/22; Waived by Las Vegas, 11/8/22; Placed on Injured Reserve by the Raiders, 12/25/21; Reinstated by Las Vegas from Reserve/COVID-19, 11/21/20; Placed by Las Vegas on Reserve/COVID-19, 11/18/20; Reinstated by Las Vegas from Reserve/COVID-19, 10/26/20; Placed by Las Vegas on Reserve/COVID-19, 10/22/20; Placed on Injured Reserve by the Raiders, 9/13/19; Signed by Oakland to four-year contract, 6/18/19; Selected in the first round (27th overall) by Oakland in the 2019 NFL Draft.

2023 – Appeared in nine games with three starts for the Saints, splitting time between the active roster and practice squad. In first season with Black and Gold, recorded 24 tackles (14 solo), one pass defense, one forced fumble, one interception and two special teams stops...Sept. 24, vs. Green Bay, played on special teams in first appearance as a Saint...Vs. Tampa Bay, Oct. 1, made his first start as Saint at SS and appeared on special teams, finishing with five tackles (two solo)...At New England Oct. 8, rotated at S and special teams, finishing with three tackles (two solo)...Vs. Detroit, Dec. 3, played on special teams and had one defensive snap, recording first two coverage tackles of 2023...Vs. Carolina, Dec. 10, rotated in at S and special teams. Finished with a solo stop for loss...Vs. N.Y. Giants, Dec. 17, rotated in at S and special teams...At L.A. Rams, Dec. 21, played in 50th career NFL game, rotating in at S and special teams. Finished with one solo tackle...At Tampa Bay, Dec. 1, started at SS and played on special teams, finishing with five solo tackles, a forced fumble, a pass breakup, and

VETERANS

an interception. Abram's forced fumble in the third quarter was the first of his career, helping stop the Bucs' early second half momentum, and his interception was his first as a Saint...Vs. Atlanta, 1/7/24 Started at SS and played on special teams. Tied for a team-high in tackles with nine (four solo). **2022** – Appeared in 15 regular season games with eight starts for the Raiders, Packers and Seahawks and recorded 58 tackles (41 solo), three passes defended and two coverage stops. A key acquisition down the stretch for Seattle to provide depth to their secondary, he also added two solo tackles in the NFC Wild Card Playoff...Started at SS in Las Vegas' season opener at L.A. Chargers, Sept. 11, and recorded 12 tackles (nine solo)...Started at SS and recorded seven tackles (five solo) and one pass defense vs. Arizona, Sept. 18...Started at SS and recorded five tackles (four solo), at Tennessee, Sept. 25...Started at S and recorded five tackles (three solo), in Las Vegas' first win of the season vs. Denver, Oct. 2...Started at SS and recorded three solo tackles at Kansas City, Oct. 10...Started at SS and finished with eight tackles (six solo), vs. Houston, Oct. 23...Started at SS and finished with five tackles and a pass defense vs. N.Y. Jets, 1/1/23. **2021** – Started all 14 games he appeared in for Las Vegas and posted a career-high 114 tackles (63 solo), while adding an interception, four passes defended and a fumble recovery... Sept. 13, vs. Baltimore, started in the contest and finished third on team with nine tackles (five solo) and added a pass defense...Sept. 19, at Pittsburgh, started and finished second on team with seven tackles (five solo). Added one stop on special teams...Sept. 26, vs. Miami, started and recorded seven tackles (three solo) on defense...Oct. 4, at L.A. Chargers, started and saw extensive action on defense and special teams. Finished third on team with eight tackles...Oct. 10, vs. Chicago, finished with six tackles (one solo)...Oct. 17, at Denver, started and tied a season-high with nine tackles (seven solo). Recorded his first interception of the season and one pass defended...Oct. 24, vs. Philadelphia, finished tied for third on the team with six tackles, adding a pass defense and a fumble recovery... Nov. 7, at N.Y. Giants, started and finished second on team with eight tackles (six solo)...Nov. 14, vs. Kansas City, started and finished second on team with ten tackles (four solo)...Nov. 21, vs. Cincinnati, started and tied for team lead with 12 tackles...Nov. 25, at Dallas, started and led team with ten tackles (seven solo)...Dec. 5, vs. Washington, finished with three tackles, including a stop for loss, and a pass defense...Dec. 12, at Kansas City, led the team with ten tackles (four solo)...Dec. 20, at Cleveland, led the team with nine tackles (six solo), including two tackles for loss, before exiting the game early with an injury. **2020** – Started all 13 games in which he appeared during his second season with the Silver and Black. Finished with 79 tackles (57 solo), two interceptions and six passes defended while adding seven special teams tackles...Sept. 13, at Carolina, led all players with a career-high 13 tackles (nine solo) in the contest. His 13 total tackles tied for fourth-most by a Raiders defensive back in a single game and most by a Raiders defensive back since 2014...Sept. 21, vs. New Orleans, recorded four tackles and a pass defended...Sept. 27, at New England, tallied three tackles (two solo), one interception and one pass defended. Recorded his first career interception, picking off QB Cam Newton with 2:08 remaining in the first quarter and returning it 24 yards to the Patriots 14-yard line...Oct. 4, vs. Buffalo, recorded three tackles (two solo) on defense, while registering his first career fumble recovery on special teams...Oct. 11, at Kansas City, finished with five tackles (four solo) and one pass defended...Nov. 8, at L.A. Chargers, finished with seven tackles (five solo) and a pass defense while adding a single-game

VETERANS

career-high three special teams stops...Nov. 15, vs. Denver, recorded four tackles on defense, adding one stop on special teams...Nov. 22, vs. Kansas City, tied for a game-high nine tackles (seven solo). Added one stop on special teams...Nov. 29, at Atlanta, tallied six tackles (five solo), one interception and one pass defended. Recorded his second interception of the season, picking off QB Matt Ryan...Dec. 13, vs. Indianapolis, finished with team-leading and game-high 12 tackles (six solo). Also recorded two special teams stops...Dec. 17, vs. L.A. Chargers, declared inactive (concussion/knee)...Dec. 26, vs. Miami, recorded five tackles (two solo). Also appeared on special teams...1/3/21, at Denver, posted four tackles (three solo). **2019** – Started in NFL debut in Week One vs. Denver, Sept. 9, and recorded five tackles and a pass defended...Placed on Injured Reserve with a shoulder injury, Sept. 11.

COLLEGE – Two-year letterman at Mississippi State (2017-18), who also attended Jones County (Miss.) Junior College in 2016 and started his collegiate career with Georgia in 2015...In his two years with Mississippi State, appeared in 26 contests and made 18 starts, compiling 170 tackles, including 14 for loss, five sacks, two interceptions, ten passes defended, three forced fumbles and one fumble recovery...As senior, played in 13 contests with 11 starts and earned six All-American honors including The Athletic (second-team), *Sports Illustrated* (Second Team), *AP* (third-team), CBS Sports (second-team), AFCA (second-team) and Phil Steele (third-team). Also recognized as first-team All-SEC by *AP* after logging 99 tackles, three sacks, two interceptions, five passes defended, one forced fumble and one fumble recovery. Led the SEC and finished third in the nation among safeties with 16 quarterback pressures, according to Pro Football Focus...99 stops were tops among SEC DBs. When targeted, posted a 43.6 passer rating, the lowest among all SEC safeties, per PFF...In 2017, played in 13 games and made seven starts in first season with Bulldogs. Tallied 71 tackles, good for second-most on the team, while adding two sacks, five passes defended and two forced fumbles...In 2016, spent the season at Jones County Junior College, where he was ranked as the No. 1 junior college safety in America and a consensus four-star prospect...In lone season, posted 23 tackles, including 2.5 for loss, with one pass defended and one forced fumble...Spent his freshman year with Georgia in 2015, appearing in ten games and with four starts, collecting 25 stops, including 1.5 for loss...Graduated with a degree in interdisciplinary studies.

PERSONAL – Attended East Marion (Columbia, Miss.) HS...Was a three-star prospect by ESPN.com, Scout.com and 247Sports and rated the No. 14 overall prospect in the state of Mississippi...As a senior, was named MAC Defensive Player of the Year and led his school to a 10-5 record and a berth in the 2014 2A Mississippi state semifinal game...Played both quarterback and safety...In his junior season, collected 88 tackles, five interceptions, two forced fumbles and one fumble recovery, while tallying 1,737 passing yards and 21 passing scores in addition to 1,288 rushing yards and 19 touchdowns...A two-sport athlete who was also three-time varsity player in baseball...Holds an annual youth football camp in his hometown...Participated in 2023 Saints Hall of Fame Golf Tournament at Chateau Country Club...Participated in a USO tour to Okinawa, Japan to visit U.S. Service personnel with Ravens LB Roquan Smith...Owns and operates a horse ranch in South Mississippi.

VETERANS

JOHNATHAN ABRAM

Year	Team	GP	GS	Tot	TACKLES			INTERCEPTIONS					FUMBLES			
					Solo	Asst	Sk	Yds	No	Yds	Lg	TD	PD	FF	FR	Yds
2019	Oakland	1	1	5	1	4	0.0	0.0	0	0	-	0	1	0	0	0
2020	Las Vegas	13	13	79	57	22	0.0	0.0	2	29	24	0	6	0	0	0
2021	Las Vegas	14	14	114	63	51	0.0	0.0	1	6	6	0	4	0	1	0
2022	LV-BB-Sea.	15	8	58	41	17	0.0	0.0	0	0	-	0	3	0	0	0
2023	New Orleans	9	3	24	14	10	0.0	0.0	1	0	0	1	1	1	0	0
NFL Totals		52	39	280	176	104	0.0	0.0	4	35	24	0	15	1	1	0

ADDITIONAL STATISTICS: Special Teams Tackles – (2020, 7); (2021, 2); (2022, 2); (2023, 2) Total: 13; Special Teams Fumble Recoveries – (2020, 1) Total: 1.

SINGLE-GAME HIGHS: Tackles – 13, at Carolina (9/13/20); Solo Tackles – 9 (2x), last at L.A. Chargers (9/11/22); Interceptions – 1 (4x), last at Tampa Bay (12/31/23); Passes Defensed – 1 (15x), last at Tampa Bay (12/31/23); Forced Fumbles – 1, at Tampa Bay (12/31/23); Fumble Recoveries – 1, vs. Philadelphia, (10/24/21); Special Teams Tackles – 3, at L.A. Chargers (11/8/20).

POSTSEASON

Year	Team	GP	GS	Tot	TACKLES			INTERCEPTIONS					FUMBLES			
					Solo	Asst	Sk	Yds	No	Yds	Lg	TD	PD	FF	FR	Yds
2022	Seattle	1	0	2	2	0	0.0	0.0	0	0	-	0	0	0	0	0
NFL Totals		1	0	2	2	0	0.0	0.0	0	0	-	0	0	0	0	0

POSTSEASON SINGLE-GAME HIGHS: Tackles – 2, at San Francisco (1/14/23); Solo Tackles – 2, at San Francisco (1/14/23); Interceptions – 0; Passes Defensed – 0; Forced Fumbles – 0; Fumble Recoveries – 0; Special Teams Tackles – 0.



PAULSON ADEBO

29 | CB

HEIGHT: 6-1 • WEIGHT: 198

COLLEGE: STANFORD

JOINED SAINTS: D3-21

NFL EXPERIENCE: 4

BORN: 1/3/99

NFL CAREER – A third-round draft pick out of Stanford in 2021, Paulson Adebo has started all but one game he’s appeared in for the Black and Gold the past three seasons. Overall, the Mansfield, Texas native has appeared in 45 games with 44 starts, recording 199 tackles (165 solo) with 33 passes defensed, seven interceptions, two forced fumbles, two fumble recoveries and three special teams stops. After missing two of the first four games of the 2023 campaign with a hamstring injury, Adebo returned to produce the best season of his career, starting all 15 games he played in, posting 76 tackles (60 solo), four interceptions, 18 passes defensed, third in the NFL, two forced fumbles and two fumble recoveries as New Orleans ranked tenth in the NFL in opponent net passing yards per game. The fourth-year pro will look to build upon his career year in 2023 as a member of one of the league’s top defensive back units.

CAREER TRANSACTIONS – Signed to a four-year contract, 6/8/21; Selected in the third round (76th overall) of the 2021 NFL Draft.

HONORS – 2023: NFC Defensive Player of the Week (Week Nine).

VETERANS

2023 – Started at LCB in all 15 games he played in, posting a career-year statistically, finishing with 76 tackles (60 solo), four interception returns for 32 yards, 18 passes defended, which ranked third in the NFL, two forced fumbles, and two fumble recoveries as New Orleans ranked tenth in the NFL in opponent net passing yards per game. Adebo's four interceptions and two fumble recoveries tied for team-highs, and his 18 pass breakups and two forced fumbles led the Black and Gold defense...Vs. Tennessee, Sept. 10, recorded two solo tackles, a pass defense, and delivered a crucial second half interception, as the secondary helped force Ryan Tannehill to have a career-low 28.8 passer rating...At Carolina, Sept. 18, recorded four tackles (three solo) and had first career fumble recovery off a strip sack by Carl Granderson...Inactive next two contests (hamstring)... At New England, Oct. 8, returned to action and recorded three solo tackles and two pass breakups. Helped lead defense to a 34-0 shutout win against the Patriots with New Orleans surrendering only 111 net passing yards...At Houston, Oct. 15, recorded one solo tackle as Saints surrendered under 200 net passing yards (199) for second straight game...Vs. Jacksonville, Oct. 19, finished with team-high seven tackles (five solo), two pass breakups, and forced first career fumble...At Indianapolis, Oct. 29, finished with three solo tackles, a 31-yard interception return, and a career-high three pass breakups. Adebo's third quarter interception set-up a key touchdown drive to help the Saints pull away from Colts...Vs. Chicago, Nov. 5, had a career day, finishing with seven tackles (five solo), career-high two interceptions, three passes defended, a forced fumble and a fumble recovery. Marked the first time in his career that Adebo recorded an interception in back to back weeks. Helped lead defense to force five turnovers for the first time since 2020 season. Adebo was named NFC Defensive Player of the Week for his efforts...At Minnesota, Nov. 12, finished with nine tackles (five solo) and two passes defended...At Atlanta, Nov. 26, recorded four solo tackles... Vs. Detroit, Dec. 3, finished with eight tackles (six solo) and a pass defense...Vs. Carolina, Dec. 10, recorded five solo tackles...Vs. N.Y. Giants, Dec. 17, finished with two solo tackles and two passes defended...At L.A. Rams, Dec. 21, finished with a team-leading and career-high ten tackles (career-high nine solo) and a pass defense...At Tampa Bay, Dec. 31, recorded four tackles (three solo) and one pass defense...Vs. Atlanta, 1/7/24, finished with seven tackles (four solo) and a pass defense.

2023 GAME BY GAME

Date	Opp.	GP	ST	SOLO	AST	TOT	SACK / YDS	INT / YDS	PD	FF	FR
9/10	TEN	X	X	2	0	2	0 0	1 0	1	0	0
9/18	@CAR	X	X	3	1	4	0 0	0 0	0	0	0
9/24	@GB						INACTIVE (HAMSTRING)				
10/1	TB						INACTIVE (HAMSTRING)				
10/8	@NE	X	X	3	0	3	0 0	0 0	2	0	0
10/15	@HOU	X	X	1	0	1	0 0	0 0	0	0	0
10/19	JAX	X	X	5	2	7	0 0	0 0	2	1	0
10/29	@IND	X	X	3	0	3	0 0	1 31	3	0	0
11/5	CHI	X	X	5	2	7	0 0	2 5	3	1	1
11/12	@MIN	X	X	5	4	9	0 0	0 0	2	0	0
11/26	@ATL	X	X	4	0	0	0 0	0 0	0	0	0
12/3	DET	X	X	6	2	8	0 0	0 0	1	0	0
12/10	CAR	X	X	5	0	5	0 0	0 0	0	0	0
12/17	NYG	X	X	2	0	2	0 0	0 0	1	0	0
12/21	@LAR	X	X	9	1	10	0 0	0 0	1	0	0
12/31	@TB	X	X	3	1	4	0 0	0 0	1	0	0
1/7	ATL	X	X	4	3	7	0 0	0 0	1	0	0
2023 Season		15	15	60	16	76	0 0	4 36	18	2	2

VETERANS

2022 – Appeared in 13 games with 12 starts at LCB and posted 60 tackles (51 solo) and seven pass breakups, as Saints ranked second in NFL in pass defense... Inactive for first two contests (ankle)...At Carolina, Sept. 25, registered one tackle...Vs. Minnesota (London), Oct. 2, started and recorded eight solo tackles with a pass defense...Vs. Seattle, Oct. 9, started and played on special teams and recorded team-high eight tackles (six solo) and one pass defense...At Arizona, Oct. 20, inactive (knee)...Vs. Las Vegas Oct. 30, started and played on special teams. Recorded eight tackles (six solo) and a pass defense, as New Orleans shutout the Raiders 24-0. Included in defensive tackle total was a stop for a three-yard loss on a fake punt attempt...vs. L.A. Rams, Nov. 20, started and had a special teams snap and recorded five solo tackles, including a stop for loss, as New Orleans surrendered only 188 net yards passing...At San Francisco, Nov. 27 started and recorded six tackles (two solo) and team-high two passes defended...At Tampa Bay, Dec. 5, started and registered three solo tackles...Vs. Atlanta, Dec. 18, started and made a solo tackle...At Cleveland, Dec. 24, started at LCB and posted two tackles (one solo), as New Orleans surrendered only 135 net passing yards...At Philadelphia 1/1/23, started and recorded six solo tackles and one pass defense...vs. Carolina 1/8/23, inactive (hamstring). **2021** – Started all 17 games (game one at RCB and games 2-17 at LCB) and finished with 63 tackles (54 solo), three interceptions to tie for team lead with 50 yards in returns, eight passes defended and three special teams stops...Became only fifth Saints rookie to have at least three interceptions in rookie campaign, joining CB Robert Massey (1989), S Sammy Knight (1997), CB Marshon Lattimore (2017) and S Marcus Williams (2017)...In opener vs. Green Bay, Sept. 12, finished with three tackles (two solo) and became the first Saint to record an interception in his NFL debut since 2002 (LB James Allen)...Recorded seven tackles (six solo) at Carolina, Sept. 19...Recorded four solo tackles, a pick and a pass defense at Washington, Oct. 10...Recorded four tackles (three solo), a stop for loss and a pass defense in a 13-10 Monday Night Football win at Seattle, Oct. 25, when the defense surrendered only 129 net passing yards...Recorded five solo tackles, a pass defense and a special teams stop as the defense surrendered only 178 net passing yards at N.Y. Jets, Dec. 19...Finished with three tackles (two solo) and a pass defense in 9-0 Sunday Night Football win at Tampa Bay, Dec. 19...Recorded five solo tackles, a stop for loss and a pass defense as New Orleans surrendered season-low 90 net passing yards vs. Carolina, 1/2/22...Finished with five tackles (three solo), defended two passes and recorded his third interception of season at Atlanta, 1/9/22.

COLLEGE – Adebo finished his college career playing in 22 games with 21 starts for Stanford and recording 97 tackles, 34 passes defended and eight interceptions, earning All-Pac-12 honors in both 2018 and 2019...Opted out of 2020 season... All-Pac-12 first team selection (conference coaches) and AP second-team selection in 2019. Played in and started each of the first nine games before being sidelined by a season-ending injury and totaled 33 tackles, 10 pass breakups and four interceptions. Led Pac-12 Conference in passes defended per game and interceptions per game. Third nationally in passes defended per game and eighth in interceptions per game...Matched his career high with four pass breakups and added five tackles vs. No. 15 Washington to be named Pac-12 Defensive Player of the Week...Recorded two interceptions, his second career two-pick game, vs. Arizona, when he was named Pac-12 Defensive Player of the Week and Jim Thorpe Award National Player of the Week....FWAA All-America second-team, All-Pac-12

VETERANS

first-team and Pacific Takes Pac-12 All-Freshman as he played in 13 games with 12 starts in 2018. First in nation with 24 passes defended. Led team and finished third in Pac-12 (16th in nation) with four picks. Third on team with 64 tackles (44 solo), including 3.5 for loss...Recorded six solo tackles and four passes defended, including three in overtime, at No. 20 Oregon, Sept. 22...Finished with three solo tackles, an interception and three passes defended in victory at Arizona State, Oct. 18...Recorded three tackles (two solo), two interceptions and three pass breakups in win at Cal, Dec. 1...Did not see game action in 2017...Majored in product design.

PERSONAL – Prepped at Mansfield (Texas) HS...Four-star recruit was ranked nation’s 58th-best recruit and ninth-best wideout (ESPN)...Ranked nation’s seventh-best athlete by Scout and 20th by Rivals...Ranked nation’s 18th-best CB by 247Sports, Texas’ 12th-best recruit by ESPN, 16th by 247Sports and 22nd by Scout.com...2017 Under Armour All-America selection...2016 *6A Associated Press* All-State honorable mention...2015 *6A Texas Sports Writers Association* All-State honorable mention...Two-time (2015-16) *Dallas Morning News* All-Area first-team...Made 53 tackles, seven passes defended, three interceptions (one TD return) as senior. Added 25 catches for 494 yards and two TDs and 14 carries for 151 yards and a score...Finished with 75 tackles, 12 passes defended, five interceptions (two returned for touchdowns) as a junior in 2015. Added 41 catches for 730 yards (17.8 avg.) and 11 TDs and 11 carries for 94 yards...Competed in track and basketball...Academic All-State second-team selection... Full name is Saiid Paulson Adebo...Born in Farmington, Mich...Older brother, Mouf, played football at Sam Houston State...First language at home is French, the native tongue of his mother, Pauline Domingo, who immigrated from West African nation of Benin and teaches it at University of Texas-Arlington...In 2023, participated in league’s “NFL Africa” camp.

PAULSON ADEBO

Year	Team	GP	GS	TACKLES				INTERCEPTIONS				FUMBLES				
				Tot	Solo	Asst	Sk	Yds	No	Yds	Lg	TD	PD	FF	FR	Yds
2021	New Orleans	17	17	63	54	9	0.0	0.0	3	50	33	0	8	0	0	0
2022	New Orleans	13	12	60	51	9	0.0	0.0	0	0	-	0	7	0	0	0
2023	New Orleans	15	15	76	60	16	0.0	0.0	4	36	0	0	8	2	2	0
NFL Totals		45	44	199	165	34	0.0	0.0	7	82	33	0	33	2	2	0

ADDITIONAL STATISTICS: Special Teams Tackles – (2021, 3) Total: 3.

SINGLE-GAME HIGHS: Tackles – 10, at Los Angeles Rams (12/21/23); Solo Tackles – 9, at Los Angeles Rams (12/21/23); Sacks – 0; Interceptions – 2, vs. Chicago (11/5/23); Passes Defended – 3 (2x), last vs. Chicago (11/5/23); Forced Fumbles – 1 (2x), last vs. Chicago (11/5/23); Fumble Recoveries – 1 (2x), last vs. Chicago (11/5/23); Special Teams Tackles – 1 (3x), last vs. Miami (12/27/21).

VETERANS



UGO AMADI

0 | S

HEIGHT: 5-9 • WEIGHT: 201

COLLEGE: OREGON

JOINED SAINTS: FA-23

NFL EXPERIENCE: 6

BORN: 5/16/97

NFL CAREER – Sixth-year defender spent first season in New Orleans primarily as a special teams contributor and reserve defensive back. Played in all 17 games, recording two coverage stops, 11 tackles (five solo) and two passes defended. Originally selected by the Seattle Seahawks in the fourth round (132nd overall) of the 2019 NFL Draft out of Oregon, the Nashville, Tenn. native played in 67 games with 12 starts for Seattle (2019-21), Tennessee (2022), Kansas City (2022) and New Orleans (2023) and has career totals of 123 tackles (97 solo), one interception, 15 passes defended, two forced fumbles, 21 coverage stops and one special teams fumble recovery. Amadi will look to continue competing for time in both the secondary and on special teams.

CAREER TRANSACTIONS – Re-signed by New Orleans to a one-year contract, 3/19/24; Signed by New Orleans to a one-year contract, 3/7/23; Elevated from practice squad to active roster by Chiefs (standard), 11/12/22; Signed by Chiefs to practice squad, 11/3/22; Waived by Titans, 10/31/22; Acquired by Tennessee from Eagles in exchange for future considerations, 8/24/22; Acquired by Eagles from Seahawks in exchange for WR J.J. Arcega-Whiteside, 8/15/22; Signed by Seahawks to a four-year contract, 5/6/19; Selected by Seattle in the fourth round (132nd overall) of the 2019 NFL Draft.

2023 – Played in all 17 games for the Saints, primarily on special teams and as a reserve defensive back, recording two coverage stops, 11 tackles (five solo) and two pass breakups...Vs. Tennessee, Sept. 10, rotated in at nickel in his first game action with the Saints and recorded a pass defense...Vs. Jacksonville, Oct. 19, rotated in at S and appeared on special teams, recording his first tackle of the 2023 season...At Indianapolis, Oct. 29, rotated in at S and appeared on special teams, recording one pass defense...Vs. Carolina, Dec. 10, played on special teams and recorded one tackle, his first special teams stop of the season...At L.A. Rams, Dec. 21, rotated in at S and played on special teams. Finished with three defensive stops (two solo) and one special teams tackle...Vs. Atlanta, 1/7/24, rotated in on defense and special teams. Finished with a season-high seven tackles (two solo). **2022** – Played in two games for the Titans and recorded five tackles (four solo) in contest vs. N.Y. Giants, Sept. 11...Joining the Chiefs practice squad at midseason, for whom he was a member of the remainder of their Super Bowl LVII Championship season, Amadi was active for the team's victory at Jacksonville, Nov. 13, contributing one coverage stop. **2021** – Started seven of 17 games played for Seattle and recorded a career-high 51 tackles (39 solo) and posted his first-career interception to go with one forced fumble three coverage stops...Recorded two solo tackles and one forced fumble vs.

VETERANS

New Orleans, Oct. 25...Started at NCB vs. Jacksonville, Oct. 31 and finished with a career-high nine tackles (career-best eight solo) and one pass defense...Had first career interception to go with two tackles (one solo) and a pass defense vs. Detroit, 1/2/22. **2020** – Saw the most playing time of his career, primarily at nickel for Seattle. Started four of 14 games played and recorded 49 tackles. Finished fifth on team with seven passes defended to go with five special teams stops.

2019 – Played in 16 games for Seattle as a rookie, primarily on special teams, but took over nickel duty late in season...Posted three defensive tackles (two solo) and a team-best ten special teams stops (eight solo), earning Special Teams MVP honors for the squad...Recorded two tackles (one solo) and career-high two special teams stops vs. Arizona, Dec. 22...Recovered a muffed punt in the fourth quarter at L.A. Rams, Dec. 8.

COLLEGE – Played in all 51 of Oregon’s games from 2015-18...Scored four touchdowns over his final two seasons with three coming on interception returns for touchdowns...First FBS player with two interception returns for a touchdown and a punt return for a touchdown in the same season (2018) since 2015 and first Pac-12 player to accomplish feat since 2007...Only player in Pac-12 and one of just 11 FBS players with three interceptions and three forced fumbles in 2017...*AP* Pac-12 coaches All-Conference honorable mention...Started all 13 games as senior and awarded the Lombardi Award winner, as the top FCS player regardless of position based on performance and leadership as well as character and resiliency, when he finished with 55 tackles, including five stops for loss and 1.5 sacks. Turned two of three interceptions into TDs. Totaled 223 yards and one TD on 14 punt returns...Shared Oregon’s 2018 team Most Valuable Player award with QB Justin Herbert...As a junior, the only Pac-12 player and just one of 11 FBS players with three interceptions and three forced fumbles in 2017, adding 43 tackles, including 2.5 for loss and 1.5 sacks...Graduated with a degree in business.

PERSONAL – Accounted for 15 total touchdowns for John Overton (Nashville, Tenn.) HS, which finished 2014 advancing to the playoffs...Credited with 25 tackles and two interceptions senior year in addition to breaking up five passes and returning three punts and a kickoff for TDs...Tallied 49 tackles, five interceptions and nine passes defended as junior to earn a spot on the Tennessean’s Dandy Dozen...Has annually hosted a youth football camp at Overton through his “Hear What You Don’t Know” foundation...In April, he, Carl Granderson and Jake Haener joined residents at the Hollygrove Senior center for a casino style fun day...Ugochukwu (pronounced oo-go-choo-koo) Amadi, was born in Nashville, Tenn. on May 16, 1997.

UGO AMADI

Year	Team	GP	GS	TACKLES				Yds	INTERCEPTIONS					FUMBLES			
				Tot	Solo	Asst	Sk		No	Yds	Lg	TD	PD	FF	FR	Yds	
2019	Seattle	16	0	7	5	2	0.0	0.0	0	0	-	0	0	0	0	0	0
2020	Seattle	14	5	49	44	5	0.0	0.0	0	0	-	0	7	1	0	0	0
2021	Seattle	17	7	51	39	12	0.0	0.0	1	12	12	0	6	1	0	0	0
2022	Tenn-KC	3	0	5	4	1	0.0	0.0	0	0	-	0	0	0	0	0	0
2023	New Orleans	17	0	11	5	6	0.0	0.0	0	0	-	0	2	0	0	0	0
NFL Totals		67	12	123	97	26	0.0	0.0	1	12	12	0	15	2	0	0	0

ADDITIONAL STATISTICS: Special Teams Tackles – (2019, 10); (2020, 5); (2021, 3); (2022, 1); (2023, 2); **Total: 21**; **Special Teams Fumble Recoveries** – (2019, 1) **Total: 1**

VETERANS

UGO AMADI


SINGLE-GAME HIGHS: Tackles – 9, vs. Jacksonville (10/31/21); Solo Tackles – 8 (2x), last vs. Jacksonville (10/31/21); Sacks – 0; Interceptions – 1, vs. Detroit (1/2/22); Passes Defensed – 2 (4x), last at Houston (12/12/21); Forced Fumbles – 1 (2x), last vs. New Orleans (10/25/21); Special Teams Fumble Recoveries – 1, at L.A. Rams (12/8/19); Special Teams Tackles – 2, vs. Arizona (12/22/19).

POSTSEASON

Year	Team	TACKLES							INTERCEPTIONS					FUMBLES		
		GP	GS	Tot	Solo	Asst	Stk	Yds	No	Yds	Lg	TD	PD	FF	FR	Yds
2019	Seattle	2	0	3	2	1	0.0	0.0	0	0	-	0	0	0	0	0
2020	Seattle	1	0	0	0	0	0.0	0.0	0	0	-	0	0	0	0	
NFL totals		3	0	3	2	1	0.0	0.0	0	0	-	0	0	0	0	

ADDITIONAL POSTSEASON STATISTICS: Special Teams Tackles – (2019, 1) Total: 1.

POSTSEASON SINGLE-GAME HIGHS: Tackles – 2, at Philadelphia (1/5/20); Solo Tackles – 1 (2X), last at Green Bay (1/12/20); Special Teams Tackles – 1, at Philadelphia (1/5/20).



BRYAN BRESEE

90 | DT

HEIGHT: 6-5 • WEIGHT: 305

COLLEGE: CLEMSON

JOINED SAINTS: D1-29

NFL EXPERIENCE: 2

BORN: 10/0/01

NFL CAREER – New Orleans’ top draft choice in 2023, Bresee played in all 17 games his rookie season. The former Clemson standout recorded 24 tackles, 4.5 sacks for a loss of 42 yards, seven stops for loss and six passes defensed. Bresee’s 4.5 sacks ranked sixth among all rookies. The second-year pro will look to build upon his debut season to fortify the Black and Gold interior.

CAREER TRANSACTIONS – Signed to a four-year contract, 5/16/23; Selected by the Saints in the first round (29th overall) of the 2023 NFL Draft.

2023 – Played in all 17 games as a rookie, recording 24 tackles (12 solo), 4.5 sacks for a loss of 42 yards, seven stops for loss, nine quarterback hits, and six passes defensed. Pass defense total was the highest in club records for a rookie at the position since the statistic was officially recorded by the team in 1980, while also tied for second in the league among defensive tackles...In season opener vs. Tennessee, Sept. 10, rotated in at DT and on special teams in NFL debut, recording an assisted tackle, two QB hurries and a half-sack, contributing to a defense that did not surrender a touchdown...At Carolina, Sept. 18, rotated in at DT and on special teams and registered a quarterback hurry...At Green Bay, Sept. 24, rotated in at DT and on special teams. Registered two solo tackles and one pass defense...Vs. Tampa Bay, Oct. 1, rotated in at DT and on special teams, finishing with four tackles (three solo), three stops for loss, a QB hit and first

VETERANS

career full sack...Vs. Jacksonville, Oct. 19, rotated in at DT and special teams, defending a pass...At Indianapolis, Oct. 29, rotated at DT and special teams, making two tackles (one solo) and season-high two passes defended...Vs. Chicago, Nov. 5, rotated at DT and on special teams, finishing with three tackles (one solo) and a pass breakup...At Atlanta, Nov. 26, rotated in at DT and on special teams, recording three tackles and a pass breakup...Vs. Carolina, Dec. 10, rotated in at DT and on special teams, finishing with two QB hits...Vs. N.Y. Giants, Dec. 17, rotated in at DT and on special teams, recording three tackles (two solo), two stops for loss, and a career-high two sacks...At L.A. Rams, Dec. 21, rotated in at DT and on special teams, recording one tackle...At Tampa Bay, Dec. 31, rotated in at DT and on special teams, recording two tackles (one solo), a stop for loss, QB hit, and a sack. Brought season sack total to 4.5, ranked sixth among rookies.

COLLEGE – Bresee played in 26 games with 21 starts at Clemson, producing 54 tackles (35 solo), 15 tackles for loss, nine sacks, one forced fumble, one interception and five passes defended during collegiate career. Three-time All-ACC selection fought through injuries and personal tragedy in 2022 to manage 16 tackles, 5.5 stops for loss, 3.5 sacks and two passes defended for the ACC champions in 329 snaps from scrimmage over ten games. Lott IMPACT Trophy quarterfinalist and second-team All-ACC selection. Recorded five tackles (2.0 for loss) and a half-sack at Georgia Tech...Recorded two tackles in “Ella Strong” game vs. Furman, a game dedicated to his late younger sister Ella, who was in the midst of her poignant battle with brain cancer...Registered one sack among his two tackles in FedEx Orange Bowl vs. No. 6 Tennessee...Third-team All-ACC selection in 2021, despite being limited to four games due to torn ACL injury. Credited with 15 total tackles (including three stops for loss), 1.5 sacks and one interception over 154 snaps in four games/starts...Contributed a career-high seven tackles (one stop for loss) vs. No. 5 Georgia...Recorded two tackles for loss, a career-high 1.5 sacks and his first career interception in sharing team Defensive Player of the Game honors vs. Georgia Tech, sealing game by hauling in a desperation forward lateral attempt on Yellow Jackets’ final play...Credited with 23 tackles (6.5 for a loss), four sacks, two passes defended, one forced fumble and a safety in 432 snaps over 12 games (ten starts) as a true freshman in 2020. Recorded two offensive snaps on Clemson’s goal line jumbo package. Along with fellow true freshmen Myles Murphy, also a first-round draft pick in 2023 and Trenton Simpson, their four sacks each tied three other players for third-most by a Clemson true freshman all-time. Four sacks were the most by a true freshman interior lineman in 2020, Clemson’s second straight season having FBS leader among first-year tackles...Selected freshman All-American (The Athletic, ESPN and Rivals), ACC Defensive Rookie of the Year and a consensus first-team All-ACC honoree...Made impressive college debut at Wake Forest, posting three tackles and a half-sack in addition to a blocked field goal...Posted two tackles and one pass defense in first career start vs. The Citadel...Recorded four tackles (two solo) with his first full sack and one pass defense vs. Virginia...Recorded three tackles vs. Boston College, including a game-clinching sack when he forced intentional grounding in the end zone for a safety to earn team Defensive Player of Game...Posted six tackles (2.5 for loss), including a sack vs. No. 3 Ohio State in Sugar Bowl/College Football Playoff semifinal...Majored in sociology

PERSONAL – Played at Damascus (Md.) HS, where he concluded his career with 134 tackles, including 80.5 stops for loss, with 35 sacks. Had 47 tackles in 2019,

VETERANS

including 30.5 stops for loss with 14 sacks, adding two forced fumbles, one fumble recovery and one pass breakup, when he helped his team to a 13-2 record and the Maryland state championship and was a Sports Illustrated first-team postseason All-American...Two-time first-team USA Today All-American and first-team Washington Post All-Met DL as junior and senior...2018 Maryland Defensive Player of the Year...2018 first-team MaxPreps Junior All-American DL...2018 Montgomery County 3A MVP and Maryland Gatorade Player of the Year...Had 36 tackles for loss, including 12 sacks as a junior, earning first-team MaxPreps Sophomore All-America status in 2017...Listed as No. 1 overall player in the nation by 247Sport...Ranked as nation's top overall player by Rivals.com...Ranked as the No. 2 player in the nation by PrepStar, the top DT in the nation and the top player in Maryland...Rated as the No. 4 overall player in the nation by ESPN.com, which listed him as the No. 1 DT in nation and top player in Maryland...Played basketball as a junior and averaged 13.7 points and 11.9 rebounds...Selected to U.S. Army All-American Bowl...In high school, was active in spending free time with special education students...With the Saints, has kept himself active off the field visiting cancer patients at Ochsner Medical Center as a way of honoring the memory of his late sister...Bresee and Cameron Jordan teamed up with Giving Hope to distribute turkeys at Thanksgiving...Father, Rich, played football at James Madison and mother, Meghan, was a junior college All-American basketball player at Frederick (Md.) Community College, which won the 1992 Maryland Junior College title, later playing at Shippensburg...Older sister Kendall, played basketball at George Washington and Mount St. Mary's... Last name pronounced bruh-Zee...Born on October 6, 2001.

BRYAN BRESEE

Year	Team	GP	GS	Tot	TACKLES			Yds	INTERCEPTIONS					FUMBLES		
					Solo	Asst	Sk		No	Yds	Lg	TD	PD	FF	FR	Yds
2023	New Orleans	17	0	24	12	12	4.5	42.0	0	0	-	0	6	0	0	0
NFL Totals		17	0	24	12	12	4.5	42.0	0	0	-	0	6	0	0	0

SINGLE-GAME HIGHS: Tackles - 4, vs. Tampa Bay (10/1/23); Solo Tackles - 4, vs. Tampa Bay (10/1/23); Sacks - 2, vs. N.Y. Giants (12/17/23); Interceptions - 0; Passes Defensed - 2, vs. Indianapolis (10/29/23); Forced Fumbles - 0; Fumble Recoveries - 0.



DEREK CARR

4 | QB

HEIGHT: 6-3 • WEIGHT: 215
 COLLEGE: FRESNO STATE
 JOINED SAINTS: FA-23
 NFL EXPERIENCE: 11
 BORN: 3/28/91

NFL CAREER - In his first season with the Saints in 2023 after signing a four-year contract in the offseason, Carr brought stability to quarterback after the team dealt with injuries at the position in the previous two seasons, becoming the club's first signal-caller to open every contest since 2017. Voted a team captain,

VETERANS

Carr finished 375-of-548 passing (68.4 pct.) for 3,878 yards, 25 touchdowns, eight interceptions, and a 97.7 passer rating. Originally selected in the second round (36th overall) of the 2014 NFL Draft by the Raiders out of Fresno State, the Bakersfield, Calif. native has started all 159 career regular season games he's played in, completing 3,576-of-5,506 passes (64.9 pct.) for 39,100 yards with 242 touchdowns, 107 interceptions and a 92.3 passer rating, while adding 885 rushing yards and six TDs. Carr has been to four Pro Bowls (2015-17, 2022) and during his Raiders tenure from 2014-22, he set numerous team passing records including the franchise's career passing yardage and touchdown pass marks and single-season mark in passing yards (4,804 in 2021), as the only signal-caller in the team's history with multiple seasons reaching 4,000 yards. He also holds franchise records from his Raiders tenure for multiple-touchdown pass games (69), contests with a passer rating of at least 100.0 (47) and 300-yard passing contests (33). Since entering the league in 2014, Carr ranks first in the NFL in completion percentage, is tied for third in completions of 25+ yards (306), ranked fourth in passing yardage, multi-touchdown pass games (77) and seventh in touchdown passes. He became the third quarterback in history to pass for 3,000-plus yards in each of his first ten seasons, joining Pro Football Hall of Fame signal-caller Peyton Manning and Russell Wilson. Carr will look to continue the momentum built by the Saints offense in the final stretch of the 2023 season into 2024 and lead the Saints back to the playoffs for the first time since the 2020 season.

CAREER TRANSACTIONS – Agreed to terms with New Orleans Saints on a four-year contract, 3/6/23; Released by Las Vegas Raiders, 2/14/23; Signed by Las Vegas to a three-year contract extension, 4/13/22; Signed by Raiders to a five-year contract extension, 6/22/17; Signed by Raiders to a four-year contract, 5/21/14; Selected by the Oakland Raiders in the second round (36th overall) of 2014 NFL Draft.

HONORS – 2022: Pro Bowl Games; **2021:** AFC Offensive Player of the Month (September); **2017:** Pro Bowl; Ed Block Courage Award (Raiders team recipient); **2016:** Pro Bowl; Castrol Edge Clutch Performer of the Year; AFC Offensive Player of the Week (Week 8); FedEx Air Player of the Week (Weeks 1, 4, 8 and 12); Castrol Edge Clutch Performer of the Week (Weeks 1, 8); **2015:** Pro Bowl Castrol Edge Clutch Performer of the Week (Weeks 2, 12); **2014:** *Sports Illustrated* All-Rookie; Pepsi NFL Rookie of the Week (Week 14).

2023 – Started all 17 games in his first year with the Black and Gold, completing 375-of-548 passes (68.4 percent) for 3,878 yards, 25 touchdowns and only eight interceptions, with a 97.7 passer rating. Was voted a team captain by his teammates in his first season as a Saint. Finished season with 375 completions, tenth-straight with 300+ completions. He joined Peyton Manning as only the second player in NFL history with 300 completions in each of their first ten seasons...Vs. Tennessee, Sept. 10, in his Saints debut completed 23-of-33 passes (69.7 pct.) for 305 yards with one TD and an interception. With his 143rd start since coming into the league in 2014, Carr surpassed Tom Brady for most starts since that season. Had completions of 45 yards to WR Chris Olave and 41 yards to WR/RS Rashid Shaheed. Carr also became the 37th player to start a contest at the position for New Orleans and the 12th to win his first start with the club...At Carolina, Sept. 18, finished 21-of-36 passing for 228 yards and one

VETERANS

interception. The win over Carolina marked the fourth time Carr led a team to a 2-0 start, previously doing so in 2017, 2020, and 2021 as a member of the Raiders. Improved his record as a starter on Monday Night Football to 7-4...At Green Bay, Sept. 24, completed 13-of-18 passes (72.2 pct.) for 103 yards and a TD with a 104.6 passer rating. After being sacked in the third quarter, suffered shoulder injury and did not return...Vs. Tampa Bay, Oct. 1, completed 23-of-37 passes for 127 yards...At New England, Oct. 8, completed 18-for-26 passes (69.2 pct.) for 183 yards, two TDs, and a 114.7 passer rating. Completed passes to nine different Saints in his first victory against Patriots at Gillette Stadium...At Houston, Oct. 15, finished 32-of-50 passing (64.0 pct.) for 353 yards, a TD and an interception. Also carried once for two yards for a first down. Tenth-highest passing yardage total of career and highest total to date as a Saint...Vs. Jacksonville, Oct. 19, completed 33-of-55 passes (60.0 pct.) for 301 yards, a TD and an interception. Also had three carries for 14 yards. First back-to-back performances of 300+ passing yards since weeks six and seven of 2021 and first back-to-back performances of 300+ passing yards by a Saints signal-caller since Drew Brees in Weeks 14 and 15 of 2019 campaign...At Indianapolis, Oct. 29, started 150th career NFL contest, completing 19-of-27 passes for 310 yards and two TDs to lead Saints to their fifth consecutive win over Indianapolis. Had third straight contest of 300+ passing yards, the first time he'd done so since the first three games of 2021 and now owns a 4-3 record starting against the Colts...Vs. Chicago, Nov. 5, completed 25-of-34 (73.5 pct.) passes for 211 yards, two touchdowns, zero interceptions and a 108.8 passer rating. Evened career record as starter against Bears to 2-2...At Minnesota, Nov. 12, Completed 13-of-18 passes (72.2 pct.) for 110 yards. Suffered shoulder injury and went into concussion protocol after taking a third quarter hit and did not return...At Atlanta Nov. 26, completed 24-of-38 passes for 304 yards and an interception...Vs.

Detroit. Dec. 3, finished 17-of-22 (77.3 pct.) passing for 226 yards, one TD and an interception for a 105.5 passer rating, completing his last 15 attempts. Left in fourth quarter and did not return (shoulder, back, concussion protocol) ...Vs. Carolina, Dec. 10, finished 18-of-26 passing (69.2 pct.) for 119 yards, two TDs and an interception. Carr's record against the Panthers is now 4-0, having won his two starts against Carolina as a member of the Raiders in 2016 and 2021 and led New Orleans to the 2023 season sweep...Vs. N.Y. Giants, Dec.

17, completed 23-of-28 passes (82.1 pct.) to ten different receivers for 218 yards and three TDs with a 134.8 passer rating in his most efficient performance as a Saint to date. Carr's record against the Giants improved to 2-1, having split his

2023 GAME BY GAME									
	ATT	CMP	YDS	PCT	TD	INT	LG	SACKS	RT
9/10 TEN	33	23	305	69.7	1	1	45	4/23	96.1
9/18 @CAR	36	21	228	58.3	0	1	45	4/29	65.5
9/24 @GB	18	13	103	72.2	1	0	27	3/21	104.6
10/1 TB	37	23	127	62.2	0	0	20	2/10	68.2
10/8 @NE	26	18	183	69.2	2	0	33	2/15	114.7
10/15 @NOU	50	32	353	64.0	1	1	51	2/16	83.2
10/19 JAK	55	33	301	60.0	1	1	21	1/6	73.4
10/29 @IND	27	19	310	70.4	2	0	58t	1/4	133.3
11/5 CHI	34	25	211	73.5	2	0	31	0/0	108.8
11/12 @MIN	18	13	110	72.2	0	0	23	2/12	87.7
11/26 @ATL	38	24	304	63.2	0	1	51	1/8	77.1
12/3 DET	22	17	226	77.3	1	1	33	2/18	105.5
12/10 CAR	26	18	119	69.2	2	1	44	1/9	134.8
12/17 NYG	28	23	218	82.1	3	0	23t	1/9	106.1
12/21 @LAR	40	27	319	67.5	3	1	45t	2/15	106.1
12/31 @TB	32	24	197	75.0	2	0	32	1/6	111.1
1/7/24 ATL	28	22	264	78.6	4	0	39t	2/17	145.5
Totals	548	375	3,878	68.4	25	8	58t	31/218	97.7

VETERANS

two starts against them as a member of the Raiders. Surpassed former Saint Kerry Collins in career completions, moving into the top 20. Joined Peyton Manning (1998-2010) and Russell Wilson (2012-21) as only third QB to pass for 3,000 yards in each of his first ten seasons...at L.A. Rams, Dec. 21, finished 27-of-40 passing for 319 yards, three TDs, an interception and a 106.1 passer rating. Moved into 25th all-time in NFL records in passing yards, surpassing former Saints QB Andy Dalton. Second quarter 45-yard TD pass to Shaheed gave him 300 completions of 25 yards or more since coming into the NFL since 2014. 39th career 300-yard passing game...At Tampa Bay, Dec. 31, finished 24-of-32 passing (75.0 pct.) for 197 yards, two TDs, and a 111.1 passer rating. Win evened Carr's career record against Tampa Bay to 2-2. Carr's two TD passes gave him his ninth 20-TD season since coming into the league in 2014. Now tied for the most 20 passing TD seasons over that period with Wilson and Brady. Also joined Dan Marino (10), Peyton Manning (10), Wilson (10) and Matt Ryan (9) as only the fifth quarterback to have nine seasons of at least 20 TD passes in their first ten campaigns...Vs. Atlanta, 1/7/24, earned his first win over Atlanta in his fourth try. Carr finished 22-of-28 passing (78.6 pct.) for 264 yards and threw a season-high four touchdown passes. Also set a career-high mark in passer rating (145.5). Second TD pass of the game to Olave gave him 240 career passing touchdowns to move into sole possession of 30th on the NFL's all-time list, surpassing Len Dawson. Carr finished the day with a career-high tying four touchdowns for the seventh time in his career, the first time since he did so against Cleveland on Sept. 30, 2018 as a member of the Raiders. Carr threw three or more touchdown passes in a game three times in 2023, in three of the last four games. After a fourth quarter six-yard touchdown pass to WR A.T. Perry, their second connection of the day, has thrown 75 touchdown passes in the fourth quarter or overtime of games since entering the league in 2014, the third-most in the league over that span. **2022** - Started the first 15 games and completed 305-of-502 attempts for 3,522 yards with 24 touchdown passes for an 86.3 passer rating in his final season with the Las Vegas Raiders. Voted by his teammates as a team captain and named to 2023 Pro Bowl Games, fourth career selection...Sept. 11, at L.A. Chargers, completed 22-of-37 passes for 295 yards, two TD and three interceptions in the season opener...Sept. 18, vs. Arizona, completed 25-of-39 attempts (64.1 pct.) for 252 yards and two TDs for a 99.5 passer rating...Sept. 25, at Tennessee, completed 26-of-44 passes for 303 yards with two TDs and an interception...Oct. 2, vs. Denver, completed 21-of-34 passes for 188 yards and rushed for 40 yards (5.7 avg.) on seven attempts, including a career-high five rushing first downs to lead the Raiders to first win of season...Oct. 10, at Kansas City, completed 19-of-30 passes for 241 yards and two touchdowns. Notched 58- and 48-yard touchdown passes. Reached 201 career passing touchdowns becoming only the 19th QB in NFL history to reach the milestone in 132 games or less...Oct. 23, at Houston, completed 21-of-27 passes (77.8 pct.) for 241 yards and a TD...Nov. 6, at Jacksonville, finished the game with 259 passing yards and two TDs, completing 21-of-36 attempts for a 99.2 passer rating...Nov. 13, vs. Indianapolis, completed 24-of-38 passes (63.2 pct.) for 248 yards, two TDs and a 99.5 passer rating. Completed a fourth quarter 48-yard TD to Davante Adams... Nov. 20, at Denver, completed 23-of-37 passes (62.2 pct.) for 307 yards, two touchdowns and a 106.5 rating in 22-16 win. Notched second game of season with 300+ passing yards...Nov. 27, at Seattle, completed 25-of-36 passes (69.4 pct.) for 295 yards, three TDs, two interceptions and a 98.7 passer rating.

VETERANS

Completed four passes for 20 or more yards...Dec. 4, vs. L.A. Chargers, finished with 250 passing yards, two touchdowns and an interception, completing 16-of-30 attempts. Notched eighth season with 20+ passing touchdowns, tied for most in NFL since 2014. Nine passing touchdowns of 30+ yards through Week 13 was the most in NFL...Dec. 18, vs. New England, completed 20-of-38 attempts for 231 yards, three TDs and an interception. Orchestrated a game-tying drive with under four minutes to play in game, capped off by a 30-yard TD pass to WR Keelan Cole. Led 23rd fourth quarter comeback of career. **2021** – Started all 17 regular season games and completed 428-of-626 attempts (68.4 pct.) for 4,804 yards with 23 touchdowns against 14 interceptions for a 94.0 rating to lead the Raiders to the postseason for the first time since 2016. Set team records with 4,804 passing yards and 428 completions. Set a new single-season franchise record with 15 games with 20-plus completions...Sept. 13, vs. Baltimore, completed 34-of-56 attempts for 435 yards, recording two TDs. one interception for a 89.5 passer rating. His 435 yards passing are most ever in a Raiders opener, surpassing Marc Wilson's 346 yards in 1986. 56 attempts were tied for third-most in career while his 435 passing yards are third-most...Sept. 19, at Pittsburgh, completed 28-of-37 passes for 382 yards (75.7 pct.) with two TDs for a 126.2 passer rating. Became just fourth player in NFL history to record at least 380 passing yards and two TDs in each of his team's first two games of a season...Sept. 26, vs. Miami, completed 26-of-43 passes for 386 yards with two touchdowns against one interception for a 95.7 passer rating. Recorded 1,203 passing yards through his first three contests, fourth-most through three games in NFL history. Recorded at least 325 passing yards in five consecutive contests (dating back to last two games of 2020), becoming just fourth player to accomplish the feat, joining Rich Gannon (six games in 2002), Drew Brees (five in 2011) and Kurt Warner (five in 2000 and in 2008)...Oct. 10, vs. Chicago, completed 22-of-35 passes for 206 yards...Oct. 17, at Denver, completed 18-of-27 passes for 341 yards with two TDs for a season-high 134.4 passer rating....Oct. 24, vs. Philadelphia, completed 31-of-34 attempts for 323 yards with two touchdowns against one interception for a 113.6 rating. 91.2 completion percentage ranks as second-highest in NFL history (min. 30 att.). 2,298 passing yards were the second-most in team history through the first seven games of a season...Nov. 7, at N.Y. Giants, completed 30-of-46 attempts (65.2 pct.) for 296 yards with a TD...Nov. 14, vs. Kansas City, completed 25-of-35 pass attempts (71.4 pct.) for 261 yards and two touchdowns with one interception for a 99.8 rating. Added 18 yards on three carries...Nov. 21, vs. Cincinnati, completed 19-of-27 attempts (70.4 pct.) for 215 yards with one touchdown against an interception for a 90.8 passer rating...Nov. 25, at Dallas, completed 24-of-39 attempts for 373 yards with one TD against zero interceptions for a 101.8 passer rating...Dec. 5, vs. Washington, completed 28-of-38 passes for 249 yards and a 90.8 passer rating. Joined Manning as the only players to record 300 completions in each of their first eight years...Dec. 12, at Kansas City, completed 33-of-45 passes for 263 yards with a TD against an interception for an 85.7 rating...Dec. 20, at Cleveland, completed 25-of-38 passing attempts (65.8 pct.) for 236 yards with a TD against an interception. Completed five-of-seven passes for 56 yards on final drive, to set up 48-yard game-winning field goal as time expired for 16-14 win...Dec. 26, vs. Denver, completed 20-of-25 attempts (80.0 pct.) for 201 yards with one touchdown against one interception for a 96.8 passer rating in win... Became just fourth QB to pass for at least 4,000 yards with 20 TDs each season

VETERANS

from 2019-21...1/2/22, at Indianapolis, completed 24-of-31 attempts (77.4 pct.) for 255 yards with one TD. Completed four-of-six passes for 51 yards, including a 24-yard completion to WR Hunter Renfrow, to set up a 33-yard field goal as time expired for a 23-20 win...1/9/22, vs. L.A. Chargers, completed 20-of-36 attempts for 186 yards and two TDs. With 186 passing yards in the contest, Carr set the single-season franchise record for passing yards (4,804), surpassing Gannon's mark of 4,689 from 2002. Recorded two passing TDs for the eighth time on season, improving to 6-2 when passing for two TDs. Recorded his 30th game-winning drive of his career, when he completed three-of-three passes for 23-yards to set up a 47-yard game winning field goal in overtime...In AFC Wild Card Playoff loss, at Cincinnati, 1/15/22, completed 29-of-54 attempts for 310 yards with one TD against one interception in first career playoff appearance. Added a 20-yard carry. **2020** - Completed 348-of-517 passes (67.3 percent) for 4,103 yards with 27 TDs for a 101.4 passer rating. Finished with 4,103 passing yards and a passer rating of 101.4, which also marked the second-best passer rating in franchise history, trailing only Ken Stabler's 103.4 passer rating set in 1976. Became only seventh quarterback in league history to record 170 touchdown passes through his first seven seasons...Broke an NFL record for most fourth-quarter comebacks (21) through a player's first seven seasons. Ranked 11th in the league with 27 TD passes. Added 39 carries for 140 yards with a career-high three rushing TDs. Named club's nominee for the Art Rooney Sportsmanship Award for the fifth consecutive season...Sept. 13, at Carolina, completed 22-of-30 attempts (73.3 pct.) for 239 yards with one TD for a 107.5 passer rating. Posted a passer rating of at least 100 points (107.5) for the 33rd time, surpassing Stabler for most such games in team history. Registered his 19th career fourth-quarter comeback, when he completed four-of-five passes for 36 yards, to set up go-ahead rushing touchdown with 4:08 remaining in 34-30 win...Sept. 21, vs. New Orleans, finished the contest completing 28-of-38 attempts (73.7 pct.) for 282 yards with three TDs for a 120.7 passer rating in Monday Night Football win. Registered his 19th career three-TD performance, tying QB Daryle Lamonica for second-most such game in club history...Sept. 27, at New England, finished the contest completing 24-of-32 attempts (75.0 pct.) for 261 yards with two TDs for a passer rating of 119.4, marking the third game in a row with a 100.0-plus rating. Made his 97th career start for the Raiders, surpassing Stabler for the most starts by a quarterback in franchise lore. 13-yard TD pass to Renfrow moved him into sole possession of second place (149), also surpassing Stabler for the second-most multi-TD pass games (43) in Raiders lore...Oct. 4, vs. Buffalo, completed 32-of-44 attempts (72.7 pct.) for 311 yards with two TDs for a 107.3 passer rating. Three-yard TD pass to TE Jason Witten tied him with Stabler for most TD passes (150) in franchise history. On a seven-yard TD pass to WR Nelson Agholor, moved into sole possession of first place for most passing TDs in Raiders history (151). Recorded a passer rating of 100.0 (107.3) for the fourth consecutive game for the first time in his career. Recorded his 20th career game with 300-plus passing yards (311)...Oct. 11, at Kansas City, finished the day 22-of-31 (70.9 pct.) for 347 yards (70.9 pct.) with three TDs and one interception for a 126.7 passer rating. Extended personal record of five consecutive games with a passer rating of at least 100.0. Became first Raider with 300 passing yards against the Chiefs since Gannon in 2002. Recorded three TD passes to mark his 20th career game with three passing TDs, tying Stabler for the most such games in franchise history...Oct. 25, vs. Tampa

VETERANS

Bay, made his 100th career start at quarterback and surpassed QB Tony Romo for second-most completions (2,272) by a player through his first 100 starts in NFL history. Finished the day 24-of-36 (66.7 pct.) for 284 yards with two TD passes and one interception for a passer rating of 97.5. Recorded two-plus TDs in five consecutive games, tied with Gannon (2001) and QB Jim Plunkett (1986) for the third-longest streak in team history. His 46 games with at least two passing touchdowns were tied with Lamonica for most in team history. Ranked 21st in NFL history with 156 TD passes through his first 100 career starts. Tenth in NFL history with a 91.9 passer rating through his first 100 career starts...Nov. 1, at Cleveland, completed 15-of-24 attempts for 111 yards and a TD...Rushed six times for 41 yards (6.8 avg.), rushing yards total ranking fourth-most in career. Nine first downs rushing were second-most of career, trailing only ten recorded as rookie...Nov. 8, at L.A. Chargers, completed 13-of-23 attempts for 165 yards and two TDs for a 108.1 passer rating. 47th game with multiple TD passes moved him ahead of Lamonica for most in team history. Passed for at least two TDs and earned a 95-plus passer rating in six-of-seven game stretch...Nov. 15, vs. Denver, completed 16-of-25 attempts for 154 yards for a passer rating of 81.1. Also added four rush attempts for 10 yards...Nov. 22, vs. Kansas City, completed 23-of-31 pass attempts (74.2 pct.) for 275 yards and three TDs against one interception for a 119.7 passer rating. With a 29-yard completion to Agholor on the opening drive, surpassed 25,000 pass yards for his career, joining Wilson as the only players in NFL history with 25,000 pass yards and less than 70 interceptions in their first seven seasons. Earned a Pro Football Focus grade of 96.0, the fifth-highest mark by a quarterback since 2015. Surpassed Stabler for most three-TD games in Raiders history (21)...Nov. 29, at Atlanta, completed 22-of-34 pass attempts for 215 yards and an interception. Posted his seventh contest of season with a completion percentage of at least 70 percent, then tied for the second-most such contests in a season in Raiders history (now third)...Dec. 6, at N.Y. Jets, completed 28-of-47 pass attempts for 381 yards with three TDs against one interception for a 97.9 passer rating. Recorded his first rushing TD of the season on a two-yard run. On his first quarter nine-yard TD pass to TE Darren Waller, joined Peyton Manning, Dan Marino, Wilson, Eli Manning and Ryan as the only quarterbacks with at least six seasons with 20 TD passes in their first seven years. 381 passing yards marked a new single-game high by a Raiders quarterback against Jets. Recorded his 20th career fourth-quarter comeback to surpass Ryan for most such comebacks (20) in NFL history through a player's first seven years...Dec. 13, vs. Indianapolis, completed 31-of-45 pass attempts (68.9 pct.) for 316 yards with two TDs against two interceptions. Entered the Top-5 in NFL history for most career passing yards (26,136) through a player's first seven seasons. Passed for 300-plus yards for the 23rd time in career and passed for at least two TDs for 50th time. 50th multi-TD game ranked eighth in NFL history through a player's first seven seasons. Recorded second TD of the season on a five-yard run, marking the first time in career recording a rushing TD in consecutive weeks...Dec. 26, vs. Miami, completed 21-of-34 attempts for 336 yards with a TD for a 104.5 passer rating...Recorded career-high third rushing TD of the season, ranked fifth among Silver and Black signal-callers, on a one-yard run...Posted eighth contest with a passer rating over 100.0 and his fifth with at least 300 passing yards...1/3/21, at Denver, completed 24-of-38 passes for 371 yards with two TDs for a passer rating of 91.0 in the win. Recorded his 21st career fourth-quarter comeback, improving his own NFL record for most fourth quarter

VETERANS

comebacks through a player's first seven seasons. On his second TD pass of game, a 26-yarder to WR Bryan Edwards, became the seventh player in NFL history with 170 TDs in their first seven seasons in the NFL. Passed for 300-plus yards for the 25th time in his career and recorded at least two TDs for the tenth game of the campaign and 51st of his career. Reached the 4,000-yard milestone for the third time in career. **2019** – Completed 361-of-513 passes (70.4 pct.) for 4,054 yards with 21 TDs against eight interceptions for a 100.8 passer rating of 100.8. With his second consecutive season of 4,000-plus yards passing, became the first quarterback in franchise history with multiple 4,000-yard campaigns. Recorded the eighth-highest single-season completion percentage (70.4) at the time in NFL history among qualified passers (now 11th). Surpassed Ryan for second-most completions in NFL history through a player's first six seasons (2,120) and passed Dalton for sixth-most TD passes (143) through a player's first six seasons. Joined QB Matthew Stafford as the only players in NFL history with four campaigns of at least 350 completions (361) in their first six years in the NFL...Sept. 9, vs. Denver, finished the night with an 84.6 completion percentage on 22-of-26 passing with 259 yards and one TD for a passer rating of 121.0. His passer rating marked his highest in a season opener, besting his previous high of 114.3 against Tennessee in 2017...Sept. 15, vs. Kansas City, passed Stabler to become Raiders' all-time passing yards leader (19,196). Finished completing 23-of-38 attempts for 198 yards with one TD, adding two carries for 18 yards... Sept. 22, at Minnesota, completed 27-of-34 attempts (79.4 pct.) for 242 yards with two TDs for a 103.7 passer rating, marking 25th time in career surpassing the 100-point barrier, ranked first in franchise history through a player's first six seasons...Sept. 29, at Indianapolis, finished the day completing 21-of-31 attempts for 189 yards with two touchdowns for a passer rating of 105.4...Oct. 6, vs. Chicago, completed 25-of-32 attempts (78.1 pct.) for 229 yards for a 96.5 passer rating...Oct. 20, at Green Bay, with 167 first half passing yards, became just the 14th NFL quarterback with at least 20,000 career passing yards (20,023) in his first 84 career games. Completed 22-of-28 attempts for 293 yards with two touchdowns for a 119.2 passer rating...Oct. 27, at Houston, completed 18-of-30 attempts for 285 yards with three TDs for a passer rating of 125.0. Recorded three TDs for the 18th time in his career, which tied for 13th-most in NFL history through a player's first six years...Nov. 3, vs. Detroit, completed 20-of-31 attempts for 289 yards with two TDs for a 116.2 passer rating. Recorded his 18th game-winning drive of his career. Recorded third game in a row with two-plus TDs and a 115-plus passer rating, marking a 100-plus passer rating in five of the past six games...Nov. 7, vs. L.A. Chargers, set NFL record with 18th career fourth-quarter comeback, the most in NFL history through a player's first six seasons. Completed 21-of-31 attempts (67.7 pct.) for 218 yards with a TD for a 98.6 passer rating...Nov. 17, vs. Cincinnati, completed 25-of-29 attempts (86.2 pct.) for 292 yards with one TD for a passer rating of 105.7. Recorded a passer rating of at least 100.0 (105.7) for the 30th time in career and for the sixth time in his last eight contests. Carr surpassed a 95.0 passer rating in eight consecutive contests...Dec. 8, vs. Tennessee, completed 25-of-34 attempts (73.5 pct.) for 262 yards with two touchdowns for a 115.2 passer rating. Passed for two TDs and a passer rating of at least 115.0 (115.2) for the fourth time on the year...Dec. 15, vs. Jacksonville, completed 22-of-36 attempts for 267 yards with a TD for a 93.2 passer rating...Dec. 22, at L.A. Chargers, finished the day completing 26-of-30 attempts (season-high 86.7 pct.) for 291 yards with one TD for a passer rating of

VETERANS

118.2. Added second rushing TD of the season. Completion percentage is second-highest performance of his career (90.6 percent vs. Den., Week 2, 2018). Became first player in franchise history with five seasons of 20-plus TD passes. Surpassed Gannon for the most 3,500-yard passing seasons in franchise history (four). His 32 games with a rating over 100.0 tied Stabler for most such games in franchise history. Entered the Top-Five in NFL history for career passing yards in a player's first six seasons (22,402)...Dec. 29, at Denver, completed 29-of-46 throws (63 pct.) for 391 yards with one TD (97.3 passer rating). **2018** - Completed 381-of-553 passes for 4,049 yards with 19 TDs against ten interceptions for a 93.9 passer rating. Surpassed 4,000 passing yards for the first time of his career, becoming just one of three Raiders to pass the barrier. Set franchise record for most consecutive games without an interception (ten) and most consecutive passes without an interception (332). Streak of 332 consecutive attempts without an interception stands as the sixth-longest streak in NFL history. Moved into second place on the Raiders all-time passing yards list with 18,739 career yards, fifth in NFL history for most passing yards through a player's first five seasons. Became the quickest Raider to surpass 15,000 career passing yards and just the fourth overall in the club history to reach mark. Broke Peyton Manning's record for most completions through a player's first five seasons (1,759). In Week Two, set a then-NFL record among quarterbacks with at least 30 attempts in a single game by recording a 90.6 completion percentage...Sept. 10, vs. L.A. Rams, completed 29-of-40 passes (72.5 pct.) for 303 yards...Sept. 16, at Denver, finished with a 90.6 completion percentage, which at the time marked the fourth-best single-game percentage in NFL history and new franchise record. Completed 29-of-32 passing for 288 yards with a TD for a 114.6 rating. Became quickest Raider to surpass 15,000 career yards and just the fourth to reach the mark in club history...Sept. 23, at Miami, ended contest throwing for 345 yards on 27-of-39 passing (69.2 pct.) with one touchdown for an 83.8 passer rating... Sept. 30, vs. Cleveland, completed 35-of-58 attempts for 437 yards with four TDs against two interceptions for a passer rating of 92.4. Surpassed 400 passing yards for the third time in his career. Tallied the second-most passing yards in a single game in franchise history behind his record-setting performance in Week 8 of the 2016 season (513 yards) against the Tampa Bay Buccaneers. Totaled four TD passes and tied Stabler for second-most games (six) with four-or-more passing TDs in franchise history. 35 completions rank second-most in his career for a single contest. Helped Oakland produce two 100-yard receivers, one 100-yard rusher and one 400-yard passer for first time in franchise history since the 1970 AFL merger...Oct. 7, at L.A. Chargers, threw for 268 yards on 24-of-33 passes (72.7 pct.) with a TD, earning a 94.0 passer rating...Oct. 14, vs. Seattle, completed 23-of-31 passes (74.2 pct.) for 142 yards...Oct. 28, vs. Indianapolis, completed 21-of-28 attempts (75.0 pct.) for 244 yards with three TDs against zero interceptions and his first career rushing TD. Ended day with a 136.6 passer rating, marking 20th career game with a rating of 100.0 or better, to tie him with Hostetler for fifth-most in team history...Nov. 11, vs. L.A. Chargers, completed 24-of-37 passes (64.9 pct.) for 243 yards. Surpassed 17,000 career passing yards to make him third QB in Raiders history to cross barrier. Nov. 18, vs. Arizona, completed 19-of-31 passes for 192 yards with two TDs and zero interceptions. Posted passer rating of at least 100.0 for 21st time (100.5). Recorded 15th career fourth quarter comeback...Nov. 25, at Baltimore, completed 16-of-34 attempts for 194 yards with a TD and zero interceptions...Dec. 2, vs. Kansas City, surpassed

VETERANS

Gannon for second place on franchise's all-time passing yards list with 17,802 career yards. Passed Cam Newton for the seventh-most passing TDs in the NFL through a player's first five years with 119. Earned a passer rating of 123.2 in the game, his 22nd career game with a rating of at least 100 points to tie Plunkett for fourth-most in franchise history...Dec. 9, vs. Pittsburgh, recorded his 16th career fourth quarter comeback in victory. Finished with 322 yards, the fourth time he eclipsed the 300-yard milestone in 2018. Recorded his 23rd career game with a passer rating of at least 100 points (122.4). Recorded eighth straight game without an interception, extending the longest streak of his career and setting a new franchise record for most consecutive games without an interception...Dec. 16, at Cincinnati, completed 21-of-38 attempts for 263 yards with one TD. Set the franchise record for most consecutive pass attempts without an interception with 278...Dec. 24, vs. Denver, completed 19-of-26 passes (73.1 pct.) for 167 yards, earning an 89.7 passer rating in in 27-14 win. Tenth consecutive game without an interception, extending his streak without a pick to 325 passes...Dec. 30, at Kansas City, completed 24-of-33 passes (72.7 pct.) for 185 yards. Recorded a completion percentage of 70.0 or better tenth time on year. For first time, surpassed 4,000 passing yards to finish season with 4,049, becoming just one of three Raiders to pass 4,000 yards. Completed 24 passes to total 381 completions on year, setting new single-season career-best up to that point. Broke Peyton Manning's NFL record for completions through a player's first five seasons (1,759). **2017** – Started in 15 games for Raiders, missing one start (back). Earned third consecutive Pro Bowl selection. Finished the year with 3,496 passing yards on 323-of-515 attempts (62.7 pct.) with 22 TDs and 13 interceptions for a passer rating of 86.4. Also ran 23 times for 66 yards. Surpassed 14,000 career passing yards, becoming just the 10th quarterback in NFL history with over 14,000 yards passing in his first four years. Became fourth QB in team history to toss for at least 100 TDs, doing so in just 60 games, quickest in club history. Became only fifth QB to throw 100 TDs in his first four seasons, with his 103 ranked fourth through a player's first four seasons. Tied Gannon for the most consecutive seasons (four) in franchise history with 20 TDs and 3,000 yards. Compiled a passer rating of at least 100.0 five times...Sept. 10, at Tennessee, completed 22-of-32 passing (68.8 pct.) for 262 yards with two TDs for a 114.3 passer rating...Sept. 17 vs. N.Y. Jets, threw for 230 yards on 23-of-28 passing (82.1 pct.) with three TDs, earning a 136.6 passer rating...Sept. 24, vs. Washington, threw for 118 yards on 19-of-31 passing with one TD...Oct. 1, at Denver, recorded 143 yards on 10-of-18 passing with one TD for a 100.0 passer rating, before exiting in the third quarter with a back injury that sidelined him following week...Oct. 19, vs. Kansas City, completed 29-of-52 passes for 417 yards, third-highest yardage total of his career, and added three TDs, earning a 101.2 passer rating. His first TD pass marked the 90th of his career, becoming the first quarterback in NFL history to throw at least 90 TDs and less than 40 interceptions in his first 53 games...Oct. 29, at Buffalo, completed 31-of-49 passes for 313 yards with one TD and two interceptions...Nov. 5, at Miami, completed 21-of-30 passes for 300 yards with one TD and one interception for a 99.3 passer rating...Nov. 19, vs. New England, completed 28-of-49 attempts for 237 yards with a TD and an interception...Nov. 26, vs. Denver, recorded 253 yards on 18-of-24 passing (75.0 pct.) with two TDs for a 136.3 passer rating, second-highest of season...Dec. 3, vs. N.Y. Giants, completed 22-of-36 passing for 287 yards with a touchdown pass for a 95.5 passer rating...Dec. 17, vs. Dallas,

VETERANS

threw for 171 yards, completing 21-of-38 passes with two TDs for a 84.4 rating. Totaled 47 rushing yards on four carries, including a season-best 32-yard rush to set up Raiders' first TD...Dec. 31, at L.A. Chargers, recorded 243 yards on 19-of-38 passing with one TD and one interception for a 91.8 passer rating. **2016** - Started 15 games in his third season with the Silver and Black, missing the final game (ankle)...Finished tied for third in the voting for the *AP* NFL MVP...Earned second consecutive Pro Bowl selection...Named recipient of team's prestigious Commitment to Excellence Award...Named Castrol Edge Clutch Performer of the Year...Earned one AFC Offensive Player of the Week award and one FedEx Air Player of the Week award (Week Eight at TB)...Named Castrol Edge Clutch Performer of the Week four times (Week One at NO, Week Four at Bal., Week Eight at TB and Week 12 vs. Car.)...Finished the year with 3,937 passing yards on 357-of-560 attempts (63.8 pct.) with 28 TDs and six interceptions for a 96.7 passer rating...Also ran 39 times for 70 yards...Joined Gannon as the second player in Raiders history with multiple 3,500-yard passing seasons, becoming the 15th NFL player with that mark in two of their first three seasons...His 96.7 passer rating and 357 completions were both the third-best in franchise history... Was second in the NFL with seven fourth-quarter comebacks and set the NFL record with five game-winning TD passes in fourth quarter or overtime...Sept. 11 at New Orleans, completed 24-of-38 passes for 319 yards with one touchdown for a 98.5 passer rating in season-opening victory. Named the Castrol Edge Clutch Performer of the Week. Orchestrated an 11-play, 75-yard drive in the final minutes, culminating in a ten-yard TD to WR Seth Roberts and then successfully completed a two-point conversion on a pass to WR Michael Crabtree to secure the victory...Vs. Atlanta, Sept. 18, threw for 299 yards on 34-of-45 passing (75.6 pct.) with three TDs for a passer rating of 115.0...Sept. 25 at Tennessee, threw for 249 yards on 21-of-35 passing with one TD and one interception (his first in 137 passing attempts) for a 79.3 passer rating...Oct. 2, at Baltimore, named Castrol Edge Clutch Performer of the Week. Tied career high with four TD passes, connecting with Crabtree three times. Threw for 199 yards on 25-of-35 (71.4 pct.) attempts with four TDs for a season-high 123.4 passer rating. Orchestrated a six-play, 66-yard drive in 1:24, culminating in a 23-yard TD pass to Crabtree with 2:12 left...Oct. 9, vs. San Diego, completed 25-of-40 passes (62.5 pct.) for 317 yards with two TDs and one interception for a passer rating of 93.4...Oct. 30 at Tampa Bay, finished with a career-high 513 passing yards on 40-of-59 attempts (67.8 pct.) with four TD passes and zero interceptions for a passer rating of 117.4 in the overtime victory. His 513-yard day through the air set a franchise record, eclipsing the previous record set in 1964. Became only third player in NFL history with 500 yards, four TDs and zero interceptions in a game... Nov. 6, vs. Denver, completed 20-of-31 attempts for 184 yards...Nov. 21 vs. Houston, finished with 295 passing yards on 21-of-31 attempts (67.7 pct.) with three TDs and one interception for a 117.0 passer rating. On his third TD, a 35-yard pass to WR Amari Cooper, surpassed 10,000 career passing yards to become the 12th player in NFL history to do so in 42 games or less. Became just the third Raider with 20 passing TDs in three straight seasons, joining Gannon and Lamonica...Nov. 27, vs. Carolina, finished with 315 yards on 26-of-38 attempts (68.4 pct.) with two TDs and one interception, earning himself a passer rating of 100.2...Dec. 4, vs. Buffalo, finished with 260 yards on 19-of-35 attempts with two TDs for a 97.3 passer rating. On his final completion of game, became the fourth player in NFL history with 300 completions in each of his first three seasons.

VETERANS

Became first quarterback in NFL history with five game-winning touchdown passes in the fourth quarter or overtime in a season...Dec. 8, vs. Kansas City, completed 17-of-41 attempts for 117 yards. Became the fourth player in NFL history with 1,000 completions through their first three seasons...Dec. 18, at San Diego, earned seventh fourth-quarter/overtime comeback win of season, which led the AFC and tied for second in NFL. Finished 19-of-30 for 213 yards with one touchdown and one interception...Dec. 24, vs. Indianapolis, threw for 253 yards on 21-of-31 attempts (67.7 pct.) with three TDs for a 122.6 passer rating before leaving midway through fourth quarter with what would be a season-ending ankle injury. Became just second quarterback in NFL history to have two seasons with at least 350 completions through their first three years in league. **2015** – Started all 16 games in sophomore campaign, making him the first offensive player in team history to start all 32 contests over his first two seasons...Selected to his first Pro Bowl and earned two Castrol Edge Clutch Performer of the Week Awards (Weeks Two and 12). Finished with 3,987 passing yards on 350-of-573 attempts with 32 touchdowns and only 13 interceptions for a 91.1 passer rating. Ran 33 times for 138 yards (4.3 avg.) with a long of 24. His 32 TDs were second-most in Raiders history behind Lamonica's 34 (1969). Led NFL with 13 TD passes of 25-plus yards...Sept. 13, vs. Cincinnati, completed 7-of-12 passes for 61 yards. Left in second quarter (hand)...Sept. 20, vs. Baltimore, posted 351 passing yards on 30-of-46 passing (65.2 pct.) with three touchdowns and one interception for a 100.9 rating...Sept. 27, at Cleveland, completed 20-of-32 passes for 314 yards and two TDs for a 115.9 rating...Eclipsed QB Tom Flores (3,914) for most passing yards by Raider through two seasons...Oct. 4, at Chicago, completed 20-of-33 passes for 196 yards, two TDs and an interception. Moved ahead of Flores (27) for most passing TDs by a Raider through his first two seasons...Oct. 25, at San Diego, threw for 289 yards and three TDs on 24-of-31 passing (77.4 pct.) for a 137.7 rating. Highest road rating of career and seventh-best on the road in franchise history (min. 20 att.)...Nov. 1, vs. N.Y. Jets, tied career-high with four TD passes on 26-of-33 passing for 333 yards and a 130.9 passer rating. Threw three TDs of 35-or-more yards...Nov. 8, at Pittsburgh, eclipsed 300 yards and threw four TDs for second straight game. Completed 24-of-44 passes for 301 yards and four scores with an interception...Nov. 15, vs. Minnesota, threw for 302 yards on 29-of-43 attempts (67.4 pct.) with two touchdowns and two interceptions. Rushed twice for 12 yards...Nov. 29, at Tennessee, orchestrated game-winning drive and fourth-quarter comeback with a nine-play, 90-yard drive (3:20), ending with a 12-yard TD pass to WR Seth Roberts with 1:21 left. Finished with 330 yards on 24-of-37 passing with three TDs and a 120.3 rating...Dec. 6, vs. Kansas City, finished the game with 283 yards on 31-of-48 passing with two TDs and three interceptions. Became fifth NFL player with 3,000 passing yards and 20 touchdowns in each of his first two seasons...Dec. 13 at Denver, tossed two TD passes including the game-winner. Finished with 135 yards on 12-of-29 passing. Orchestrated another fourth-quarter comeback, a three-play, 16-yard drive capped off with a 10-yard touchdown to TE Mychal Rivera...Dec. 20, vs. Green Bay, threw for 276 yards on 23-of-47 passing with two TDs and two interceptions. Recorded his 11th multi-TD game of the season, setting a new franchise record...Dec. 24, vs. Chargers, threw for 204 yards on 23-of-38 passing with one touchdown and one interception. Rushed four times for 30 yards (7.5 avg.). Orchestrated his first career overtime game-winning drive, a 15-play, 67-yard drive, leading to the go-ahead field goal...1/3/16, at Kansas City,

VETERANS

completed 21-of-33 passes for 194 yards with a TD and an interception. **2014** - Posted one of the most prolific rookie seasons in NFL history, completing 348-of-599 passes for 3,270 yards, 21 touchdowns, 12 interceptions and a 76.6 rating. *Sports Illustrated* All-Rookie...Started all 16 games, becoming first Raiders rookie signal-caller and 14th NFL rookie (since 1978) to do so. Finished season second in completions and attempts by a rookie...Tied (with QB Cam Newton) for the sixth most passing TDs by a rookie...Became fourth rookie quarterback to throw at least 20 TDs with 12-or-fewer interceptions...Sept. 7, at N.Y. Jets, became the first rookie in franchise history to start at quarterback in Week One. Went 20-for-32 passing (62.5 pct.) for 151 yards, two TDs and a passer rating of 94.7. Started game nearly perfect, going seven-for-seven for 53 yards and a TD. Threw first career TD pass to WR Rod Streater for a 12-yard score...Sept. 14, vs. Houston, finished with 263 yards on 27-of-43 passing (64.3 percent), a TD and two interceptions. Added 58 yards on four rushing attempts (14.5 avg.), including a career-long 41-yard run, second-longest by a Raider quarterback since 2000...Sept. 28, vs. Miami, completed 16-of-25 passes for 146 yards, one touchdown and one interception before leaving with injury. Rushed twice for nine yards...Oct. 12, vs. San Diego, completed 18-of-34 passes for 282 yards, four TDs and one interception for a 107.7 rating, his first over 100. Four TDs were the most ever by a Raider rookie and tied for second-most by a rookie in NFL history. Had two TD passes of 40-plus yards...Oct. 26, at Cleveland, completed 34-of-54 passes (60.7 pct.) for 328 yards with a TD. Became the most prolific rookie passer in franchise history, setting records for starts, passing touchdowns and completions. Recorded first 300-yard passing game by a rookie in Raiders history...Nov. 19, vs. Denver, completed 30-of-47 passes for 192 yards, two TDs and two interceptions. Passed Flores (1960) for the most passing TDs and yards by a Raider in his first season of action...Nov. 20, vs. Kansas City, earned first NFL win with a 17-play, 80-yard game-winning drive capped off by a nine-yard TD pass to WR James Jones. Became first rookie in franchise history to record a fourth-quarter comeback and game-winning drive...Dec. 7, vs. San Francisco, finished 22-of-28 (78.6 pct.) for 254 yards with three TDs and a passer rating of 140.2, earning the NFL's Pepsi Rookie of the Week. Posted seventh-best single-game passer rating in Raiders history (min. 20 att.) and the sixth-best single-game rating by a rookie since 1960 (min. 20 att.)...Dec. 21, vs. Buffalo, finished 17-of-34 for 214 yards with two TDs and a passer rating of 89.6. Eclipsed the 3,000-yard mark, becoming the 13th NFL rookie and eighth different Raider (15th occurrence) to accomplish the feat. Threw his 20th TD to FB Jamize Olawale for a one-yard score, making him the eighth rookie since 1950 to throw 20 TDs. Marked his sixth game with at least 30 attempts and no interceptions, tying him with Dalton for the most by a rookie in NFL history...Dec. 28, at Denver, completed 18-of-36 passes for 158 yards with one TD and one interception. Threw an interception on his final attempt of the season, ending a streak of 176 consecutive pass attempts without a pick.

COLLEGE - Played four seasons at Fresno State, appearing in 44 games with 39 starts, where he established 27 school records and 21 Mountain West Conference records over career...Career totals include 12,842 passing yards on 1,086-of-1,630 passing (66.7 pct.), 113 touchdowns and 24 interceptions...Added 190 rushing yards and five TDs...Holds school records in almost every major passing category, including passing yards, completions and touchdowns...Two-time MWC Offensive Player of the Year, becoming the third player in league

VETERANS

history to win the award in back-to-back seasons...All-American selection as junior and senior...Started all 13 games as a senior, and became the fourth quarterback in FBS history to throw for over 5,000 yards and 50 TDs in a season. Named the Mountain West Offensive Player of the Year for the second straight time and also garnered first-team All-MWC honors. Led the nation in total offense (5,199), passing yards (5,082) and passing TDs (50). Winner of the 2013 Sammy Baugh Award, which goes to the nation's top passer. 50 TD passes tied for the fourth most in FBS single-season history. Established new league and school records for passing yards, attempts and touchdown passes...Started 13 games as junior and named Mountain West Offensive Player of the Year and a unanimous first-team All-MWC selection. Threw for 4,104 yards on 344-of-511 passing (67.3 pct.) with 37 TDs. TD pass total tied for No. 3 in the FBS. Ranked eighth nationally and first in the MWC with 315.7 passing yards per game. Three-time MWC Offensive Player of the Week, three-time MAACO Bowl Las Vegas Mountain West Player of the Week and twice honored as the Manning Award Quarterback of the Week...Started all 13 games as a sophomore. Second-team All-WAC selection. Threw for WAC-best 3,544 yards, the most-ever by a Bulldog sophomore. Added 26 TD passes against nine interceptions and completed 62.6 percent of his passes...Redshirted as sophomore...Saw limited action in five games as freshman. Completed 10-of-14 passes for 112 yards...Graduated with a bachelor's degree in recreation administration and leisure services management.

PERSONAL – Attended Bakersfield (Calif.) Christian HS. Named the Private School National Player of the Year...Played two seasons of football at Clements (Sugar Land, Texas) HS, before moving back to hometown the summer before senior year...Guided his team to a 12-1 record and threw for 4,067 yards and 46 TDs as senior, leading the team to the Division V Central Section title...Ranked third in California and 11th in the nation for high school quarterbacks in passing yards...Both brothers, Darren and David, played Division I football...David was a quarterback at Fresno State, the 2001 Johnny Unitas Award winner and the No. 1 overall NFL pick in 2002 by the Houston Texans and played in the NFL for 11 seasons with Houston, Carolina, the New York Giants and San Francisco...David is now an NFL Network analyst...Darren was a defensive lineman at the University of Houston, and serves as the head coach at Bakersfield Christian...Uncle, Lon Boyett, played tight end for Tampa Bay, the Raiders and San Francisco.

DEREK CARR

Year	Team	PASSING											Rating	
		GP	GS	Att	Cmp	Pct	Yds	Yds/Att	TD	Int	Lg	Sk		Lst
2014	Oakland	16	16	599	348	58.1	3,270	5.5	21	12	77t	24	149	76.6
2015	Oakland	16	16	573	350	61.1	3,987	7.0	32	13	68t	31	230	91.1
2016	Oakland	15	15	560	357	63.8	3,937	7.0	28	6	75t	16	79	96.7
2017	Oakland	15	15	515	323	62.7	3,496	6.8	22	13	87t	20	101	86.4
2018	Oakland	16	16	553	381	68.9	4,049	7.3	19	10	66	51	299	93.9
2019	Oakland	16	16	513	361	70.4	4,054	7.9	21	8	75	29	184	100.8
2020	Las Vegas	16	16	517	348	67.3	4,103	7.9	27	9	85t	26	150	101.4
2021	Las Vegas	17	17	626	428	68.4	4,804	7.7	23	14	61t	40	241	94.0
2022	Las Vegas	15	15	502	305	60.8	3,522	7.0	24	14	60	27	191	86.3
2023	New Orleans	17	17	548	375	68.4	3,878	7.1	25	8	58t	31	218	97.7
NFL Totals		159	159	5,506	3,576	64.9	39,100	7.1	242	107	87t	295	1,842	92.3

VETERANS

DEREK CARR

RUSHING

Year	Team	Att	Yds	Avg	Lg	TD
2014	Oakland	29	92	3.2	41	0
2015	Oakland	33	138	4.2	24	0
2016	Oakland	39	70	1.8	13	0
2017	Oakland	23	66	2.9	32	0
2018	Oakland	24	47	2.0	15	1
2019	Oakland	27	82	3.0	12	2
2020	Las Vegas	39	140	3.6	18	3
2021	Las Vegas	40	108	2.7	22	0
2022	Las Vegas	24	102	4.3	20	0
2023	New Orleans	32	40	1.3	10	0
NFL Totals		310	885	2.9	41	6

SINGLE-GAME HIGHS: Attempts – 59, at Tampa Bay (10/30/16); **Completions** – 40, at Tampa Bay (10/30/16); **Completion Pct.** – 86.7 (26-for-30), at Los Angeles Chargers (12/22/19); **Passing Yards** – 513, at Tampa Bay (10/30/16); **Long Completion** – 87t, at Los Angeles Chargers (12/31/17); **Interceptions** – 3 (4x), last at Pittsburgh (12/24/22); **Passing TDs** – 4 (7x), last vs. Atlanta (1/7/24); **Passer Rating** – 145.5, vs. Atlanta (1/7/24); **Rushes** – 7 (2x), last vs. Denver (10/2/22); **Rushing Yards** – 58, vs. Houston (9/14/14); **Long Rush** – 41, vs. Houston (9/14/14); **Rushing TDs** – 1 (6x), last vs. Miami (12/26/20).

POSTSEASON

Year	Team	GP	GS	Att	Cmp	Pct	Yds	Yds/Att	TD	Int	Lg	Sk	Lst	Rating
2021	Las Vegas	1	1	54	29	53.7	310	5.7	1	1	26	3	28	69.2
NFL Totals		1	1	54	29	53.7	310	5.7	1	1	26	3	28	69.2

RUSHING

Year	Team	Att	Yds	Avg	Lg	TD
2021	Las Vegas	1	20	20.0	20	0
NFL Totals		1	20	20.0	20	0

POSTSEASON SINGLE-GAME HIGHS: Attempts – 54, at Cincinnati (1/15/22); **Completions** – 29, at Cincinnati (1/15/22); **Completion Pct.** – 53.7 (29-for-54), at Cincinnati (1/15/22); **Passing Yards** – 310, at Cincinnati (1/15/22); **Long Pass** – 26, at Cincinnati (1/15/22); **Interceptions** – 1, at Cincinnati (1/15/22); **Passing TDs** – 1, at Cincinnati (1/15/22); **Passer Rating** – 69.2, at Cincinnati (1/15/22); **Rushes** – 1, at Cincinnati (1/15/22); **Rushing Yards** – 22, at Cincinnati (1/15/22); **Long Rush** – 20, last at Cincinnati (1/15/22); **Rushing TDs** – 0.

GAME BY GAME PASSING

2022

	ATT	CMP	YDS	PCT	TD	INT	LG	SACKS	RT
9/11 @LAC	37	22	295	59.5	2	3	41	5/29	69.1
9/18 ARI	39	25	252	64.1	2	0	23	1/8	99.5
9/25 @TEN	44	26	303	59.1	2	1	60	1/7	85.7
10/2 DEN	34	21	188	61.8	0	0	20	2/15	76.6
10/10 @KC	30	19	241	63.3	2	0	58t	2/18	110.6
10/23 HOU	27	21	241	77.8	1	0	27	1/5	116.2
10/30 @NO	26	15	101	57.7	0	1	14	3/20	50.3
11/6 @JAX	36	21	259	58.3	2	0	38t	2/11	99.2
11/13 IND	38	24	248	63.2	2	0	48t	2/16	99.5
11/20 @DEN	37	23	307	62.2	2	0	43	1/9	106.5
11/27 @SEA	36	25	295	69.4	3	2	36t	1/2	98.7
12/4 LAC	30	16	250	53.3	2	1	45t	0/0	89.6
12/8 @LAR	20	11	137	55.0	0	2	35	0/0	36.9
12/18 NE	38	20	231	52.6	3	1	30t	3/20	86.6
12/24 @PIT	30	16	174	53.3	1	3	34	3/31	42.2
1/1/23 SF	INACTIVE								
1/7/23 KC	INACTIVE								
Totals	502	305	3,522	60.8	24	14	60	27/191	86.3

2021

	ATT	CMP	YDS	PCT	TD	INT	LG	SACKS	RT
9/13 BAL	56	34	435	60.7	2	1	37	3/26	89.5
9/19 @PIT	37	28	382	75.7	2	0	61t	2/9	126.5
9/26 MIA	43	26	386	60.5	2	1	34	3/29	95.7
10/4 @LAC	34	21	196	61.8	2	1	51	4/31	84.9
10/10 CHI	35	22	206	62.9	0	1	29	3/18	67.1
10/17 @DEN	27	18	341	66.7	2	0	51	2/1	134.4
10/24 PHI	34	31	323	91.2	2	1	43	0/0	113.6
11/7 @NYG	46	30	296	65.2	1	2	24	1/10	72.4
11/14 KC	35	25	261	71.4	2	1	38	2/12	99.8
11/21 CIN	27	19	215	70.4	1	1	31	2/9	90.8
11/25 @DAL	39	24	373	61.5	1	0	56t	3/7	101.8
12/5 WAS	38	28	249	73.7	0	0	34	2/15	90.8
12/12 @KC	45	33	263	73.3	1	1	19	4/17	85.7
12/20 @CLE	38	25	236	65.8	1	1	17	2/6	80.6
12/26 DEN	25	20	201	80.0	1	1	28	2/19	96.8
1/2 @IND	31	24	255	77.4	1	2	42	2/14	84.7
1/9 LAC	36	20	186	55.6	2	0	44	3/18	88.4
Totals	626	428	4,804	68.4	23	14	61t	40/241	94.0

VETERANS

GAME BY GAME PASSING

2020

	ATT	CMP	YDS	PCT	TD	INT	LG	SACKS	RT
9/13 @CAR	30	22	239	73.3	1	0	45	0/0	107.5
9/21 NO	38	28	284	73.7	3	0	31	3/23	120.9
9/27 @NE	32	24	261	75.0	2	0	34	2/12	119.4
10/4 BUF	44	32	311	72.7	2	0	37	2/14	107.3
10/11 @KC	31	22	347	71.0	3	1	72t	1/1	126.7
10/25 TB	36	24	284	66.7	2	1	44	3/13	97.5
11/1 @CLE	24	15	111	62.5	1	0	17	2/11	87.3
11/8 @LAC	23	13	165	56.5	2	0	53	1/5	108.1
11/15 DEN	25	16	154	64.0	0	0	25	0/0	81.1
11/22 KC	31	23	275	74.2	3	1	29	0/0	119.7
11/29 @ATL	34	22	215	64.7	0	1	36	3/21	70.1
12/6 @NYJ	47	28	381	59.6	3	1	46t	2/13	97.0
12/13 IND	45	31	316	68.9	2	2	47t	0/0	85.0
12/17 LAC	5	3	53	60.0	0	0	30	1/3	96.2
12/26 MIA	34	21	336	61.8	1	0	85t	3/22	104.5
1/3 @DEN	38	24	371	63.2	2	2	57	3/12	91.0
Totals	517	348	4,103	67.3	27	9	85t	26/150	101.4

2018

	ATT	CMP	YDS	PCT	TD	INT	LG	SACKS	RT
9/10 LAR	40	29	303	72.5	0	3	45	1/3	62.8
9/16 @DEN	32	29	288	90.6	1	0	30	1/7	114.6
9/23 @MIA	39	27	345	69.2	1	2	66	3/20	83.8
9/30 CLE	58	35	437	60.3	4	2	36	3/11	92.4
10/7 @LAC	33	24	268	72.7	1	1	47	3/30	94.0
10/14 SEA	31	23	142	74.2	0	0	21	6/36	83.0
10/28 IND	28	21	244	75.0	3	0	31t	0/0	136.6
11/1 @SF	21	16	171	76.2	0	0	25	7/32	99.5
11/11 LAC	37	24	243	64.9	0	0	31	4/40	83.5
11/18 @ARI	31	19	192	61.3	2	0	32	4/19	100.5
11/25 @BAL	34	16	194	47.1	1	0	44	3/12	74.9
12/2 KC	38	29	285	76.3	3	0	29	3/14	123.2
12/9 PIT	34	25	322	73.5	2	0	39	4/23	122.4
12/16 @CIN	28	21	263	55.3	1	0	44	5/34	85.7
12/24 DEN	36	19	167	73.1	0	0	16	1/8	89.7
12/30 @KC	33	24	185	72.7	0	2	13	3/20	60.8
Totals	553	381	4,049	68.9	19	10	66	51/299	93.9

2016

	ATT	CMP	YDS	PCT	TD	INT	LG	SACKS	RT
9/11 @NO	38	24	319	63.2	1	0	43	0/0	98.5
9/18 ATL	45	34	299	75.6	3	0	31t	1/0	115.0
9/25 @TEN	35	21	249	60.0	1	1	31	1/4	79.3
10/2 @BAL	35	25	199	71.4	4	0	23t	0/0	123.4
10/9 SD	40	25	317	62.5	2	1	64t	3/17	93.4
10/16 KC	34	22	225	64.7	1	1	24	2/4	81.1
10/23 @JAX	37	23	200	62.2	1	0	56	0/0	85.4
10/30 @TB	59	40	513	67.8	4	0	68	2/15	117.4
11/6 DEN	31	20	184	64.5	0	0	21	2/5	80.6
11/21 HOU	31	21	295	67.7	3	1	75t	0/0	117.0
11/27 CAR	38	26	315	68.4	2	1	49	1/5	100.2
12/4 BUF	35	19	260	54.3	2	0	37t	0/0	97.3
12/8 @KC	41	17	117	41.5	0	0	18	1/8	49.1
12/18 @SD	30	19	213	63.3	1	1	28	2/13	81.7
12/24 IND	31	21	232	67.7	3	0	35	1/8	122.0
1/1 @DEN	INACTIVE								
Totals	560	357	3,937	63.8	28	6	75t	16/79	96.7

2019

	ATT	CMP	YDS	PCT	TD	INT	LG	SACKS	RT
9/9 DEN	26	22	259	84.6	1	0	43	0/0	121.0
9/15 KC	38	23	198	60.5	1	2	25	3/20	61.1
9/22 @MIN	34	27	242	79.4	2	1	30	4/28	103.7
9/29 @IND	31	21	189	67.7	2	0	20	1/0	105.4
10/6 CHI	32	25	229	78.1	0	0	23	0/0	96.5
10/20 @GB	28	22	293	78.6	2	1	48	0/0	119.2
10/27 @HOU	30	18	285	60.0	3	0	65t	0/0	125.0
11/3 DET	31	20	389	64.5	2	0	34	1/10	116.2
11/7 LAC	31	21	189	67.7	1	0	27	3/18	98.6
11/17 CIN	29	25	292	86.2	1	1	32	3/19	105.7
11/24 @NYJ	27	15	127	55.6	0	1	19	1/7	52.5
12/1 @KC	30	20	222	66.7	1	2	28	2/12	71.8
12/8 TEN	34	25	262	73.5	2	0	49t	2/4	115.2
12/15 JAX	36	22	267	61.1	1	0	40	4/31	93.2
12/22 @LAC	30	26	291	86.7	1	0	56	3/24	118.2
12/29 @DEN	46	29	391	63.0	1	0	75	2/11	97.3
Totals	512	361	4,054	70.4	21	8	75	29/184	100.8

2017

	ATT	CMP	YDS	PCT	TD	INT	LG	SACKS	RT
9/10 @TEN	32	22	262	68.8	2	0	25	2/12	114.3
9/17 NYJ	28	23	230	82.1	3	0	39	0/0	136.6
9/24 @WAS	31	19	118	61.3	1	2	21t	4/22	52.9
10/1 @DEN	18	10	143	55.6	1	0	64t	2/12	100.0
10/8 BAL	INACTIVE								
10/15 LAC	30	21	171	70.0	1	2	23t	1/6	67.5
10/19 KC	52	29	417	55.8	3	0	45t	0/0	101.2
10/29 @BUF	49	31	313	63.3	1	2	40	0/0	71.2
11/5 @MIA	30	21	300	70.0	1	1	44t	1/5	99.3
11/19 NE	49	28	237	57.1	1	1	26	1/2	68.2
11/26 DEN	24	18	253	75.0	2	0	54	2/9	136.3
12/3 NYG	36	22	287	61.1	1	0	59	1/5	95.5
12/10 @KC	41	24	211	58.5	1	2	29t	3/13	60.1
12/17 DAL	38	21	171	55.3	2	0	28	0/0	84.4
12/25 @PHI	29	15	140	51.7	1	2	63t	1/3	48.1
12/31 @LAC	28	19	243	67.9	1	1	87t	2/12	91.8
Totals	515	323	3,496	62.7	22	13	87t	20/101	86.4

2015

	ATT	CMP	YDS	PCT	TD	INT	LG	SACKS	RT
9/13 CIN	12	7	61	58.3	0	0	24	0/0	71.9
9/20 BAL	46	30	351	65.2	3	1	68t	1/0	100.9
9/27 @CLE	32	20	314	62.5	2	0	55	0/0	115.9
10/4 @CHI	33	20	196	60.6	2	1	26t	2/23	84.9
10/11 DEN	39	26	249	66.7	1	1	33	4/26	82.1
10/25 @SD	31	24	289	77.4	3	0	52t	1/7	137.7
11/1 NYJ	36	23	333	63.9	4	0	59t	0/0	130.9
11/8 @PIT	44	24	301	54.5	4	1	38t	0/0	96.9
11/15 MIN	43	29	302	67.4	2	2	38	2/15	83.7
11/22 @DET	25	13	169	52.0	0	0	43	1/5	73.6
11/29 @TEN	37	24	330	64.9	3	0	41	1/7	120.3
11/6 KC	48	31	283	64.6	2	3	25t	4/21	68.3
12/13 @DEN	29	12	135	41.4	2	0	29	3/36	79.0
12/20 GB	47	23	276	48.9	2	2	41	3/24	63.8
12/24 SD	38	23	204	60.5	1	1	33	3/29	72.7
1/3 @KC	33	21	194	63.6	1	1	31t	6/37	77.1
Totals	573	350	3,987	61.1	32	13	68t	31/230	91.1

VETERANS

GAME BY GAME PASSING

2014

	ATT	CMP	YDS	PCT	TD	INT	LG	SACKS	RT
9/7 @NYJ	32	20	151	62.5	2	0	30t	2/18	94.7
9/14 HOU	42	27	263	64.3	1	2	42	0/0	69.8
9/21 @NE	34	21	174	61.8	0	1	29	0/0	62.6
9/28 MIA	25	16	146	64.0	1	1	30	1/3	76.4
10/12 SD	34	18	282	52.9	4	1	77t	0/0	107.7
10/19 ARI	28	16	173	57.1	0	0	55	1/9	75.4
10/26 @CLE	54	34	328	63.0	1	0	31	4/17	86.0
11/2 @SEA	41	24	194	58.5	2	2	23	1/5	66.5
11/9 DEN	47	30	192	63.8	2	2	28	0/0	68.8
11/16 @SD	34	16	172	47.1	0	0	35	2/10	62.4
11/20 KC	35	18	174	51.4	1	0	37	1/2	75.2
11/30 @StL	39	24	173	61.5	0	2	18	3/23	50.5
12/7 SF	28	22	254	78.6	3	0	27	1/9	140.2
12/14 @KC	56	27	222	48.2	1	0	33	4/20	64.7
12/21 BUF	34	17	214	50.0	2	0	51	1/7	89.6
12/28 @DEN	36	18	158	50.0	1	1	46	3/26	59.7
Totals	599	348	3,270	58.1	21	12	77t	24/149	76.6



DEMARIO DAVIS

56 | LB

HEIGHT: 6-2 • WEIGHT: 248
 COLLEGE: ARKANSAS STATE
 JOINED SAINTS: UFA-18 (NYJ)
 NFL EXPERIENCE: 13
 BORN: 1/11/1989

NFL CAREER – Since signing with New Orleans in 2018, Davis has made an instant impact to the defense and team as a whole, serving as a team captain in all six years with the team. As a unit in 2023, the New Orleans defense ranked eighth in the NFL in points allowed and tied for fourth in turnovers forced. This dependable and sure-tackling defender led the Saints in stops for the sixth straight season, posting a team-high 121 tackles, becoming only the second Saint to have 100 stops in sixth consecutive seasons, seven straight as a professional and in 10 of 12 campaigns, while tying his career high with 6.5 sacks. For his career, the Brandon, Miss. native has missed only one game and played in 194 regular season contests with 180 starts for the Saints, Jets (2012-15, 2017), and Cleveland Browns (2016), recording 1,335 tackles (860 solo), 42.5 sacks, three interceptions, 55 passes defended, four forced fumbles, eight fumble recoveries and 24 special team stops. Davis is one of only three active players with at least 1,300 career stops and joins Joe Federspiel as only the second Saint with six seasons of at least 100 tackles. Overall, he has reached the century mark in seven straight seasons and 10-of-12 campaigns.

CAREER TRANSACTIONS – Agreed to terms on a two-year contract through 2025 with Saints, 3/11/24; Signed a contract extension with Saints, 9/13/20; Signed by Saints to three-year contract (UFA-NYJ), 3/19/18; Traded by Browns to Jets,

VETERANS

in exchange for S Calvin Pryor; 6/1/17; Signed by Browns to two-year contract (UFA-NYJ), 3/16/16; Signed four-year contract with Jets, 6/1/12; Selected by New York Jets in the third round (77th overall) of the 2012 NFL Draft.

HONORS – **2023:** *Associated Press* second-team All-Pro; Pro Bowl. **2022:** Second-team All-Pro (*AP*, *Pro Football Journal*); Pro Bowl; New Orleans Saints Man of the Year (Team nominee for Walter Payton Man of the Year); Alexis de Tocqueville Award (United Way of Southeastern Louisiana). **2021:** *AP* second-team All-Pro. **2020:** *AP* second-team All-Pro; PFWA All-NFC; Bart Starr Award; Saints Man of the Year (Team nominee for Walter Payton Man of the Year); Greater New Orleans Sports Hall of Fame Jimmy Collins Award (Allstate Sugar Bowl). **2019:** *AP* first-team All-Pro; NFL Way to Play Award (Week 10). **2018:** NFC Defensive Player of the Week (Week Four); Athletes in Action Call to Courage Award.

2023 GAME BY GAME

Date	Opp.	GP	ST	SOLO	AST	TOT	SACK / YDS	INT / YDS	PD	FF	FR
9/10	TEN	X	X	9	1	10	0 / 0	0 / 0	0	0	0
9/18	@CAR	X	X	4	3	7	1 / 5	0 / 0	0	0	0
9/24	@GB	X	X	1	2	3	0 / 0	0 / 0	0	0	0
10/1	TB	X	X	2	3	5	0 / 0	0 / 0	0	0	0
10/8	@NE	X	X	3	3	6	0 / 0	0 / 0	1	0	0
10/15	@HOU	X	X	4	3	7	1 / 12	0 / 0	1	0	0
10/19	JAX	X	X	3	1	4	0 / 0	0 / 0	0	0	0
10/29	IND	X	X	6	7	13	0 / 0	0 / 0	1	0	0
11/5	CHI	X	X	7	2	9	1 / 4	0 / 0	0	1	0
11/12	@MIN	X	X	6	3	9	1 / 5	0 / 0	0	0	0
11/26	@ATL	X	X	4	2	6	0 / 0	0 / 0	0	0	0
12/3	DET	X	X	3	1	4	0 / 0	0 / 0	0	0	0
12/10	CAR	X	X	5	4	9	1.5 / 14.5	0 / 0	1	0	0
12/17	NYG	X	X	8	2	10	1 / 8	0 / 0	0	0	0
12/21	@LAR	X	X	2	4	6	0 / 0	0 / 0	0	0	0
12/31	@TB	X	X	2	2	4	0 / 0	0 / 0	0	0	1
1/7	ATL	X	X	5	4	9	0 / 0	0 / 0	0	0	0
2023 Season		17	17	74	47	121	6.5 / 48.5	0 / 0	4	1	1

2023 – Started all 17 games at MLB and led New Orleans in tackles for sixth straight campaign, posting a team-high 121 stops (74 solo) and tying his career-high of 6.5 sacks, tied for first in NFL among inside linebackers, 12 stops for loss, four passes defended, a forced fumble and a fumble recovery. Joined Pro Football Hall of Fame LB Rickey Jackson (1984 and 1986) as only the second Saints linebacker to have at least 105 tackles and six sacks in a season twice. The leader of a defense that ranked top 10 in points allowed and opponent red zone touchdown percentage, while finishing in the top five in opponent third down conversion rate, interceptions, and total takeaways. Selected *AP* second-team All-Pro, receiving All-Pro honors for fifth consecutive campaign, joining G Jahri Evans as only the second Saints to be selected in five consecutive seasons and Pro Football Hall of Fame K Morten Andersen, QB Drew Brees, Jackson and PFHOF T William Roaf as only the sixth Saint selected five times. Named to the Pro Bowl for the second consecutive season...In opening win against Tennessee, led the Saints with ten stops and a tackle for loss, Sept. 10...In win at Carolina, Sept. 18, recorded seven tackles and a sack...Led a Saints defense in a 34-0 shutout win at New England, tying for a team-high with six tackles and one pass defended, Oct. 8...Recorded seven tackles, one sack, two stops for loss and a

VETERANS

pass defended, at Houston, Oct. 15...Finished with a season-high 13 tackles at Indianapolis, Oct. 29...Vs. Chicago, Nov. 5, added nine tackles, a sack, and one forced fumble...At Minnesota, Nov. 12, recorded nine tackles, one quarterback hit, and one sack...Helped hold Carolina to six points in home win, recording nine tackles, a season-high 1.5 sacks, three quarterback hits, and one pass defended, Dec. 10...Recorded ten stops (eight solo), a sack, and two tackles for loss in a win vs. N.Y. Giants, Dec. 17, as an opponent was kept out of the end zone for second consecutive week...Totaled six tackles at L.A. Rams, Dec. 21...Added four tackles, a fumble recovery, and a stop for loss in important divisional victory at Tampa Bay, Dec. 31...Recorded nine tackles and two stops for loss in season finale win vs. Atlanta, 1/7/24. **2022** - Started all 17 games at MLB and led Saints in stops, was selected as an AP All-Pro and earned first career Pro Bowl nod, posting club-best 109 tackles (53 solo), a career-high 6.5 sacks, first in NFL among inside linebackers, six passes defended and a fumble recovery. Joined Jackson as only the second Saints linebacker to have at least 105 tackles and six sacks in a season. Key member of a unit that finished ranked second in NFL in pass defense, fifth in total defense, tied for fifth in sacks and ranked ninth in opponent points per game...In season-opening win at Atlanta, Sept. 11, recorded six tackles (five solo) and a QB hit...Vs. Tampa Bay, Sept. 18, recorded five tackles, one pass defense and one fumble recovery...At Carolina, Sept. 25, recorded five tackles, a sack/stop for loss, two quarterback hits and a pass defense...Vs. Minnesota (London), Oct. 2, made 150th career start and had eight tackles (five solo) with one sack/QB hit/stop for loss...Vs. Cincinnati, Oct. 16, recorded nine tackles (seven solo), two sacks for a 17-yard loss to tie career-high, two stops for loss and two QB hits...At Arizona, Oct. 20, recorded four solo tackles, a sack/QB hit/stop for a six-yard loss...Vs. Las Vegas, Oct. 30, finished with three tackles (two solo), including a stop for loss in 24-0 shutout...Vs. Baltimore, Nov. 7, recorded seven tackles (five solo), a sack and two stops for losses...vs. L.A. Rams, Nov. 20, recorded eight tackles (three solo) and a QB hit/split sack...at San Francisco, Nov. 27, registered eight tackles (two solo) and one pass defense...at Tampa Bay, Dec. 5, registered seven tackles (two solo), one interception of Tom Brady and two passes defended...vs. Atlanta, Dec. 18, finished with a team-best eight tackles (five solo)...at Cleveland, Dec. 24, had five assisted tackles...at Philadelphia, 1/1/23, registered team-high seven tackles (three solo) and one pass defense, becoming only the third active player with 1,200 stops...Became only third Saint with at least 100 tackles in five consecutive seasons, joining Federspiel (six seasons, 1975-80) and S Roman Harper (five seasons, 2008-12)...In finale vs. Carolina, 1/8/23, registered eight tackles (three solo), including a stop for loss. **2021** - Started all 16 games he played in at MLB and led team in tackles for fourth consecutive season with 105 stops (70 solo), three sacks and seven passes defended, recording double-digits in three contests. Became first Saint to reach the century mark in tackles in four consecutive seasons since Harper (2009-12) and the first Black and Gold defender with at least 101 stops in four straight campaigns since Federspiel. Selected AP second-team All-Pro. Key member of a unit that finished the season ranked first in the NFL in red zone touchdown percentage, second in opponent first downs and opponent rushing first downs, fourth in scoring defense, opponent net yards per play and run defense, seventh in total defense and eighth in sacks...Finished with four tackles in season-opening 38-3 win vs. Green Bay, Sept. 12 (played in Jacksonville, Fl. due to Hurricane Ida)... Led Saints with 12 tackles (eight solo), a stop for loss and a pass defense at

VETERANS

Carolina, Sept. 19...Recorded eight tackles (seven solo) with two stops for loss and two passes defended in win at New England, Sept. 26...Recorded eight tackles (five solo) and one sack at Washington, Oct. 10...Finished with team-leading ten tackles (seven solo) on Monday Night Football win at Seattle, Oct. 25. Added two sacks, a season-high four stops for a loss, three quarterback hits and defended one pass...Recorded five tackles (three solo), including one stop for loss and a QB hit in victory over Tampa Bay, Oct. 31...Had team-high ten tackles (six solo) with a stop for loss vs. Buffalo, Nov. 25...Had team-high eight tackles with a stop for loss and defended a pass at N.Y. Jets, Dec. 12...Recorded team-high seven tackles (three solo) with one stop for loss and defended one pass in a 9-0 shutout win at Tampa Bay on Sunday Night Football, Dec. 19... Missed the Week 16 game vs. Miami due to COVID-19 protocols, ending consecutive games played streak at 157, the NFL's longest active at the time it ended...Returned to lineup vs. Carolina, 1/2/22 and posted five tackles (two solo) and a pass defense...In season finale at Atlanta, 1/9/22, recorded a team-high five solo tackles. **2020** - Started all 16 regular games he played in and both postseason contests. Opened first seven games at WLB before moving to MLB for remainder of season starting at Tampa Bay, Nov. 8. Posted more than 100 tackles for the fourth consecutive season with a team-high 119 stops (73 solo), his seventh campaign at the century mark, reaching double-digits in four contests. Registered four sacks and six passes defended. *Associated Press* second-team All-Pro. A key member of a unit that finished fourth in opponent yards per game and opponent rushing yards per game, also ranked fifth in points per game, passing yards per game and opponent third down conversion rate, the only Saints team to finish in the top five in run defense in three consecutive seasons...In season-opening win vs. Tampa Bay, Sept. 13, finished with six tackles (five solo) and a sack of Brady...At Las Vegas, Sept. 21, finished with eight tackles (five solo) and a pass defense...Vs. Green Bay, Sept. 27, finished with seven tackles (six solo) and a sack of Aaron Rodgers...At Detroit, Oct. 4, finished with five tackles (four solo)...Vs. L.A. Chargers, Oct. 12, tied for team lead with ten tackles in Monday Night Football win...Vs. Carolina, Oct. 25, finished with two solo tackles, as Panthers managed only 37 rushing yards on 14 carries (2.6 avg.)...At Chicago, Nov. 1, finished with four solo tackles...At Tampa Bay, Nov. 8, in first start at MLB as Saint, posted five solo tackles, tied for team lead as New Orleans surrendered only 194 total net yards in 38-3 victory...Vs. San Francisco, Nov. 15, recorded third sack of season, taking down Nick Mullens on the final play of the first quarter. Finished with 12 tackles (eight solo) and added a pass defense, pacing a run defense that surrendered only 49 yards on 25 carries (2.0 avg.)... Vs. Atlanta, Nov. 22, led Saints with seven tackles (four solo), while adding a sack and a pass defense...At Denver, Nov. 29, led team with ten tackles (seven solo)... At Atlanta, Dec. 6, led team with nine stops...At Philadelphia, Dec. 13, finished with six tackles (three solo)...Vs. Kansas City, Dec. 20, finished with team-leading and season-high 15 tackles, marking his fourth game of 2020 with double-digit stops and his most as a Saint...Vs. Minnesota, Dec. 25, had eight tackles (six solo)...At Carolina, 1/3/21, started at MLB and recorded the 1,000th defensive tackle of his career on a takedown of Curtis Samuel with 6:59 remaining. Davis with five tackles (two solo) and added one pass defense...In Wild Card Playoff win vs. Chicago, 1/10/21, finished with five tackles (four solo), as New Orleans set a team playoff record surrendering only 239 total net yards, only 48 on the ground on 19 attempts (2.5 avg.)...In Divisional Playoff vs. Tampa Bay, 1/17/21, finished with nine tackles (eight solo) and one sack of Brady, his first career postseason

VETERANS

takedown. Also led Saints defenders with two quarterback hits. **2019** - Started all 16 games. Posted a team-high 111 tackles (87 solo), reaching double-digits in three contests. Registered four sacks, an interception and a career-high 12 passes defended. Voted *Associated Press* first-team All-Pro. A key member of a defensive unit that finished ranked in the top five in opponent rushing yards per game for two consecutive seasons for only the second time in team history (1986-87)...Recorded seven tackles (four solo) in Wild Card Playoff vs. Minnesota, 1/5/20...Produced nine tackles apiece in back-to-back wins at Seattle, Sept. 22 and vs. Dallas, Sept. 29...Recorded seven solo tackles and two passes defended vs. Tampa Bay, Oct. 6...Made six tackles (five solo) and a pass defended in an effort where the defense only surrendered two field goals and 226 total net yards at Jacksonville, Oct. 13...Finished with a team-leading 11 tackles (seven solo), a sack and a pass defended vs. Atlanta, Nov. 10...Picked off Jameis Winston, posted career-high four passes defended and added six tackles at Tampa Bay, Nov. 17... Finished with team-leading 11 tackles (nine solo), a sack and a pass defense vs. Carolina, Nov. 24...Posted seven tackles (six solo) and a sack of Jimmy Garoppolo for a nine-yard loss vs. San Francisco, Dec. 8...Made three solo tackles and two passes defended vs. Indianapolis, Dec. 16...Dropped Ryan Tannehill for a ten-yard loss, led the team with 11 tackles (nine solo) and added one pass defended at Tennessee, Dec. 22. **2018** - Started all 16 regular season games and both postseason contests in first Saints campaign...Posted team-high 110 tackles (74 solo), five sacks and added four passes defended, two forced fumbles and a fumble recovery...Recorded eight tackles (five solo) in season opener vs. Tampa Bay, Sept. 9...Recorded nine tackles (three solo) and one forced fumble, playing a key role in a run-stopping effort where New Orleans gave up only 3.4 yards per carry vs. Cleveland, Sept. 16, holding Carlos Hyde to only 43 yards on 16 carries (2.7 avg.)...Finished with a team-leading nine tackles (six solo), helping lead the front seven in a run-stopping effort that surrendered only 48 yards rushing on 22 carries (2.2 avg.) at Atlanta, Sept. 23...Named NFC Defensive Player of the Week at N.Y. Giants, Sept. 30, with a team-best 11 tackles (nine solo) and tied his career-high with two sacks for a 17-yard loss, with Saints giving up only 299 total net yards...Recorded six tackles (five solo) as Saints gave up only 39 yards rushing on 18 attempts (2.2 avg.), vs. Washington, Oct. 8...Finished with six tackles (five solo) and a pass defended, as New Orleans gave up only 77 yards rushing on 23 carries (3.3 avg.), at Baltimore, Oct. 21...Finished with six tackles (five solo) in Sunday night win at Minnesota, Oct. 28, as New Orleans surrendered only 85 yards rushing on 22 attempts (3.9 avg.)...Finished with a team-high seven tackles (five solo) vs. L.A. Rams, Nov. 4...Finished with six tackles (five solo), a sack for a seven-yard loss, and a forced fumble vs. Atlanta, Nov. 22... Finished with 11 tackles (five solo) at Dallas, Nov. 29...Finished with eight tackles (seven solo) and a pass defense at Tampa Bay, Dec. 9...Led team with eight tackles (four solo), including a sack and two passes defended at Carolina, Dec. 17...Recorded fifth sack of the season vs. Pittsburgh, Dec. 23. On Steelers' final play from scrimmage, a first-and-ten from the New Orleans 42-yard line, recovered a fumble at the New Orleans 35 to clinch the victory. Finished with three total tackles...Made his postseason debut in the Divisional Playoff vs. Philadelphia, 1/13/19 and led the team with eight tackles...In the NFC Championship vs. L.A. Rams, 1/20/19, led the team with 14 tackles (10 solo), a one-yard interception return and a pass defended. **2017** - Started all 16 games for Jets at ILB and posted a team-best/career-high 165 tackles (112 solo), five

VETERANS

sacks, tied for second in the NFL among inside linebackers, three passes defended and a fumble recovery...At Buffalo, Sept. 10, led team in tackles (14). Also added a split sack...At Cleveland, Oct. 8, led the Jets in tackles for the fifth straight week (nine), while adding a team-high four quarterback hits...Tied for team lead with 11 tackles and added fourth quarter nine-yard sack at Miami, Oct. 22...Vs. Buffalo, Nov. 2, tied for the team lead in tackles (11). Added a second quarter three-yard sack and fourth quarter fumble recovery that set up a touchdown on next play...vs. Carolina, Nov. 12, for eighth time of season, led Jets in tackles with 14. In the third quarter with Carolina backed up at their own 14-yard line, recorded a third down sack to force a punt...At Denver, Dec. 10, recorded career-high 16 tackles, including a stop for loss and a half-sack. Takedown brought Davis' total to team-best five. **2016** - Voted as a season-long captain by his teammates in his only season with Cleveland...Finished second on the team with 99 tackles and added two sacks, two passes defended and one forced fumble...Dec. 18, at Buffalo, recorded ten tackles, tying a season-high for third time in 2016...Nov. 10, at Baltimore, registered first sack of season and added three tackles...Nov. 6, vs. Dallas, forced first fumble of season and matched season-high with ten stops. **2015** - Started all 16 games and finished with a team-high 114 tackles, five passes defended, two sacks and a fumble recovery for New York Jets...Dec. 13, vs. Tennessee, earned his second sack of the season when he took down Marcus Mariota for a 13-yard loss on fourth down to halt a fourth quarter drive...Nov. 12, vs. Buffalo, tied for the team lead with nine tackles (seven solo) and registered his first sack of the season...Oct. 4, at Miami, recorded three passes defended and four tackles...Nov. 27, vs. Philadelphia, registered 15 tackles (including two for loss) and recovered a fumble. **2014** - Started all 16 games for the New York Jets and recorded 125 tackles (87 solo), 3.5 sacks, six passes defended, two fumble recoveries and two special teams stops...Dec. 28, at Miami, in fourth quarter, sacked Tannehill for a seven-yard loss and finished with four tackles, a sack and a fumble recovery...Dec. 21, vs. New England, combined with Antonio Allen to drop Brady for eight-yard loss and also tallied 12 tackles, a pass defense and a QB hit...Sept. 22, vs. Chicago, led team with 12 tackles and recorded a half sack for loss of 0.5 yards, recovered a fumble and broke up a pass...Sept. 14, at Green Bay, recorded first-career multi-sack performance, finishing with two takedowns for a 22-yard loss. Also totaled seven tackles (two stops for loss). **2013** - Started all 16 games for New York Jets, ranking second on team with 120 tackles (75 solo), a sack for three-yard loss, an interception/pass defense and six special teams stops...Nov. 2, vs. New Orleans, recorded first-career interception when he picked off a first quarter Drew Brees pass...Sept. 22, vs. Buffalo, amassed nine tackles, including one stop for loss and his first career sack for three-yard loss...Sept. 8, vs. Tampa Bay, logged seven tackles (three solo), including a touchdown-saving rundown of Vincent Jackson to help win game. **2012** - Played in all 16 games with three starts as rookie for Jets. Finished second on team with 16 special teams tackles, also recording 33 defensive stops (21 solo) and one fumble recovery...Nov. 22, vs. New England, recorded a season-high eight tackles.

COLLEGE - Played in 48 games at Arkansas State, starting the final 37. Amassed 230 tackles, seven sacks, five forced fumbles and three recoveries, including one returned 53 yards for a TD, seven passes defended and four interceptions, including a 75-yard TD...Three-time All-Sun Belt Conference...Earned communications degree...Named to school's Athletic Director's Honor Roll and

VETERANS

Sun Belt Conference Academic Honor Roll multiple times.

PERSONAL- Prepped at Brandon (Miss.) HS and led team to its 14th playoff appearance in a 16-year period, as senior when he recorded 81 tackles, six interceptions and a sack...2006 All-Region 3-5A, Mississippi Athletic Conference first-team All-State and *Clarion-Ledger* All-Metro...Played mostly wide receiver as sophomore and junior...Recorded four touchdowns and 386 receiving yards as senior team captain...Starter on the basketball team and competed in the high jump in track & field...Cousin of the late Steve McNair, the standout quarterback for the Tennessee Titans (1995-2005) and Baltimore Ravens (2006-07)...Held an internship with the United Way in Washington D.C. in 2017...Participated in the Willie Colon Alliance for Lupus Research (ALR) Golf Outing, benefiting the ALR Jean Davis Research Grant...Partnered with Saks Fifth Avenue as part of the “Taste of the New York Jets” on a fashion show with teammates to raise funds for the Food Bank for New York City...Hosts annual youth summer camps for middle school youth in Jackson, as well as sponsoring his own seven-on-seven football team in Mississippi...In 2023, Davis opened the Devoted Dreamers Academy at Southern University of New Orleans, a program designed to serve New Orleans youth through sports, academics and mentorship, with gradual plans to evolve into a full-service academic institution...As part of the NFL’s 2022 Crucial Catch partnership with the American Cancer Society, met with a skin cancer survivor at training camp, as part of the team and league’s “Sun Safety” initiative...For the league’s “My Cause, My Cleats” promotion, wore specially designed cleats to support and bring attention to the Devoted Dreamers Academy...Participated in the Zurich Classic’s Celebrity Shootout event in 2022 to raise funds for and bring awareness to Devoted Dreamers...Distributed Christmas gifts to underprivileged children on behalf of the Fore Kids Foundation in 2018...In 2019, partnered with the United Way to help raise money for those affected by the Flint, Mich. water crisis, personally visiting Flint...Participated in the 2019 Saints Hall of Fame Golf Tournament at Bayou Oaks Golf Club...In 2020, partnered with the United Way of Southeast Louisiana with a matching donation to the Hospitality Cares Pandemic Response Fund, which provides aid and assistance in the form of crisis grants to hospitality workers in need...For the 2020 postseason, spearheaded a campaign through his foundation and in collaboration with the Athletes Corner to donate over 16,000 meals to a local food bank...At the 2021 NFL Draft in Cleveland, announced the team’s third round pick, CB Paulson Adebo on behalf of the team and league...Demario and his wife, Tamela have hosted multiple “Dinner with the Davises” events in various locations in the Greater New Orleans area, where they serve a sit down dinner for families, designed to promote and encourage family dinner time...Enlisted teammates in 2021 for his first “Dining for Dreams” celebrity waiter dinner event to raise money for the foundation as well as Hurricane Ida relief efforts locally...Born January 11, 1989 in Collins, Miss.

DEMARIO DAVIS

Year	Team	GP	GS	Tot	TACKLES			Yds	INTERCEPTIONS					FUMBLES			
					Solo	Asst	Sk		No	Yds	Lg	TD	PD	FF	FR	Yds	
2012	N.Y. Jets	16	3	33	21	12	0.0	0.0	0	0	-	0	0	0	0	1	0
2013	N.Y. Jets	16	16	120	75	45	1.0	3.0	1	0	-	0	1	0	0	0	0
2014	N.Y. Jets	16	16	125	87	38	3.5	33.0	0	0	-	0	6	0	2	0	0
2015	N.Y. Jets	16	16	118	75	43	2.0	14.0	0	0	-	0	5	0	1	0	0

VETERANS

DEMARIO DAVIS

2016	Cleveland	16	15	99	59	40	2.0	20.0	0	0	-	0	2	1	0	0
2017	N.Y. Jets	16	16	165	112	53	5.0	21.5	0	0	-	0	3	0	1	12
2018	New Orleans	16	16	110	74	36	5.0	43.0	0	0	-	0	4	2	1	0
2019	New Orleans	16	16	111	87	24	4.0	37.0	1	1	1	0	12	0	0	0
2020	New Orleans	16	16	119	73	46	4.0	36.0	0	0	-	0	5	0	0	0
2021	New Orleans	16	16	105	70	35	3.0	16.0	0	0	-	0	7	0	0	0
2022	New Orleans	17	17	109	53	56	6.5	44.5	1	4	4	0	6	0	1	0
2023	New Orleans	17	17	121	74	47	6.5	48.5	0	0	-	0	4	1	1	20
NFL totals		194	180	1335	860	475	42.5	313.5	3	5	4	0	55	4	8	32
Saints totals		98	98	675	431	244	29.0	225.0	2	5	4	0	38	3	2	20

ADDITIONAL STATISTICS: Special Teams Tackles – (2012, 16); (2013, 6); (2014, 2) Total: 24.

SINGLE-GAME HIGHS: Tackles – 16, at Denver (12/10/17); Sacks – 2 (3x), at Green Bay (9/14/14), at N.Y. Giants (9/30/18), at Seattle (10/25/21) and vs. Cincinnati (10/16/22); Interceptions – 1 (3x), vs. New Orleans (11/4/13), at Tampa Bay (11/17/19) and at Tampa Bay (12/5/22); Passes Defended – 4, at Tampa Bay (11/17/19); Forced Fumbles – 1 (4x), last vs. Chicago (11/5/23); Fumble Recoveries – 1 (8x), last at Tampa Bay (12/31/23).

POSTSEASON

Year	Team	GP	GS	Tot	TACKLES			Yds	INTERCEPTIONS				FUMBLES			
					Solo	Asst	Sk		No	Yds	Lg	TD	PD	FF	FR	Yds
2018	New Orleans	2	2	22	15	7	0.0	0.0	1	1	1	0	1	0	0	0
2019	New Orleans	1	1	7	4	3	0.0	0.0	0	0	-	0	2	0	0	0
2020	New Orleans	2	2	14	12	2	1.0	10.0	0	0	-	0	0	0	0	0
NFL Totals		5	5	43	31	12	1.0	10.0	1	1	1	0	3	0	0	0

POSTSEASON SINGLE-GAME HIGHS: Tackles – 14, vs. L.A. Rams (1/20/19); Sacks – 1, vs. Tampa Bay (1/17/21); Interceptions – 1, vs. L.A. Rams (1/20/19); Passes Defended – 2, vs. Minnesota (1/5/20); Forced Fumbles – 0; Fumble Recoveries – 0.



ISAIAH FOSKEY

55 | DE

HEIGHT: 6-5 • WEIGHT: 270

COLLEGE: NOTRE DAME

JOINED SAINTS: D2-23

NFL EXPERIENCE: 2

BORN: 10/30/00

NFL CAREER – An athletic, skilled pass rusher with sideline to sideline speed while also being able to contribute on special teams. After a stellar career at Notre Dame, where he finished as the school’s all-time sack leader with 26.5 takedowns, Foskey appeared in ten games for New Orleans, totaling ten tackles (five solo) and a split sack and contributed on special teams.

CAREER TRANSACTIONS – Signed to a four-year contract, 7/19/23; Originally selected in the second round (40th overall) of the 2023 NFL Draft.

2023 – Played in ten games for New Orleans, contributing on defense and

VETERANS

special teams. Totaled ten tackles (five solo) and a split sack...Played on defense and special teams and had a season-high four tackles (three solo) at Green Bay, Sept. 24...Added three tackles (one solo) vs. Tampa Bay, Oct. 1... Recorded one tackle in the Saints' 34-0 shutout victory at New England, Oct. 8...Recorded one tackle and his first career sack (split) in a win at Indianapolis, Oct. 29...Recorded a solo stop against Detroit, Dec. 3.

COLLEGE – During his four seasons at Notre Dame, where he is the school's all-time sack leader with 26.5 takedowns, finished with career totals of 122 tackles (74 solo), 31.5 stops for loss, seven forced fumbles, three fumble recoveries, two passes defended and four blocked punts in 41 games with 27 starts...In 2022, started all 12 games, recorded 45 tackles and led team with 11 sacks for the second straight season, adding 14 stops for loss, one forced fumble and one fumble recovery. A Walter Camp and AFCA first-team All-American and AP, FWAA and CBS Sports/247 Sports second-team All American. Posted five tackles, three stops for loss, a career-high three sacks and blocked two punts to set up a touchdown and a field goal vs. UNLV...In 2021, played and started all 13 games and was named a Phil Steele third-team All-American and first-team All-Independent as he led the team with 11 sacks, tied for third in school history, and added 52 tackles, 12.5 stops for loss, six of the team's 13 forced fumbles and two recoveries. Tied for the national lead in forced fumbles...Had a monster night in first career start at Florida State, with a college career-high eight tackles, two stops for loss/sacks and a forced fumble...Played in all 12 games for Irish in 2020, collecting 20 tackles (12 solo), five stops for loss and 4.5 sacks for second-highest total on Irish defense. Tallied five QB hurries and a pass breakup...Played in four games as a freshman in 2019 and made five tackles with a QB hurry and a blocked punt...Graduated with a degree in marketing.

PERSONAL – Prepped at De La Salle (Concord, Calif.) HS, where he helped them to 2018 North Coast Section Open Division championship...Awarded first-team All Bay Area News Group and East Bay Athletic League as senior... Worked out with Aaron Donald during an offseason family trip to Los Angeles as a collegian...Father, Terry, served in the U.S. Navy.

ISAIAH FOSKEY

Year	Team	GP	GS	Tot	TACKLES			Yds	INTERCEPTIONS					FUMBLES		
					Solo	Asst	Sk		No	Yds	Lg	TD	PD	FF	FR	Yds
2023	New Orleans	10	10	10	5	5	0.5	1.5	0	0	-	0	1	0	0	0
NFL totals		10	10	10	5	5	0.5	1.5	0	0	-	0	1	0	0	0

SINGLE-GAME HIGHS: Tackles – 4, at Green Bay (9/24/23); Sacks – 0.5, at Indianapolis (10/29/23); Interceptions – 0; Passes Defended – 1, at Indianapolis (10/29/23); Forced Fumbles – 0; Fumble Recoveries – 0.



WILLIE GAY JR.

6 | LB

HEIGHT: 6-1 • WEIGHT: 243
COLLEGE: MISSISSIPPI STATE
JOINED SAINTS: UFA-24 (KC)
NFL EXPERIENCE: 5
BORN: 2/15/98

NFL CAREER – A solid contributor on defense with big play ability, Willie Gay Jr. joined the Saints at the start of the free agency period. Gay spent his first four NFL seasons in Kansas City after being selected by the Chiefs out of Mississippi State in the second round (63rd overall) of the 2020 NFL Draft. The Starkville, Miss. native has played in 57 regular season games with 47 starts, posting 231 tackles (148 solo), five sacks, four interceptions, including one returned for a touchdown, 19 passes defended, two forced fumbles, four fumble recoveries and two special teams stops. In nine postseason appearances/starts, including two Super Bowl victories, Gay recorded 29 tackles (18 solo), a split-sack, three passes defended and one forced fumble. His combination of sideline-to-sideline speed, pursuit ability and versatility to play multiple positions put him in position to compete for a starting position in New Orleans' defense in 2024.

CAREER TRANSACTIONS – Agreed to terms with New Orleans Saints on a one-year contract (UFA-KC), 3/13/24; Activated by Kansas City from Reserve/COVID-19, 12/22/21; Placed by Kansas City on Reserve/COVID-10, 12/15/21; Activated by Kansas City from Injured Reserve, 10/9/21; Placed by Kansas City on Injured Reserve (toe), 9/2/21; Placed by Kansas City on Injured Reserve, 2/6/21; Signed by Kansas City to a four-year contract, 7/25/20; Selected in the second round (63rd overall) of the 2020 NFL Draft by Kansas City Chiefs.

2023 – Played in 16 regular season games with 15 starts (did not start on Nov. 5, vs. Miami) in his final season in Kansas City and recorded 58 tackles (44 solo), one sack, one interception, four passes defended, one forced fumble and a club-best and career-high three fumble recoveries, tied for third in the National Football League. Opened all three postseason contests he appeared in and recorded nine tackles (five solo) and one pass defense...Recorded two tackles (one solo) and one fumble recovery vs. Chicago, Sept. 24...Finished with six tackles (five solo), one pass defense and a one-yard fumble recovery/return vs. Denver, Oct. 12...Recorded five tackles (three solo), one sack/stop for loss and a pass defense vs. L.A. Chargers, Oct. 22...Finished with three tackles (two solo) and his third fumble recovery of the season, at Denver, Oct. 29...Finished with four solo tackles, including one stop for loss and a forced fumble vs. Miami, Nov. 5... Had two solo tackles and one pass defense in AFC Wild Card Playoff vs. Miami, 1/13/24...In the Super Bowl LVIII victory over San Francisco, 2/11/24, finished game with four tackles (three solo). **2022** – Started all 13 regular season games he appeared in for Kansas City and posted career-high 88 tackles (51 solo), 2.5 sacks, a 47-yard interception return for a touchdown, eight passes defended and

VETERANS

one fumble recovery. In three postseason starts for the Super Bowl champions, recorded nine tackles and a split sack...Vs. L.A. Chargers, Sept. 15, established career-high with 11 tackles (six solo) and two passes defended...Vs. Jacksonville, Nov. 13, sacked Jaguars QB Trevor Lawrence for a loss of eight yards and contributed eight tackles (six solo) and one pass defense...At L.A. Chargers, Nov. 20, tied career-high with 11 tackles (seven solo) and one sack...Scored his first defensive touchdown at Denver, Dec. 11, on a 47-yard interception...Vs. Houston, Dec. 18, had six tackles (four solo) and recovered a fumble...Recorded eight tackles (six solo) in Super Bowl LVII win over Philadelphia, 2/12/23. **2021** - Played in 12 games with 11 starts (did not start, Oct. 10, vs. Buffalo) for Kansas City. Posted 48 tackles (26 solo), a split sack, two interceptions and four passes defended. Started all three postseason contests and made 11 tackles (seven solo), two passes defended and one forced fumble...After spending the first four contests on Injured Reserve (toe), returned to action vs. Buffalo, Oct. 10 and recorded two solo tackles...Returned to starting lineup following week at Washington, Oct. 17, and finished with one solo tackle...Vs. Tennessee, Oct. 24, recorded two solo tackles and intercepted Titans QB Ryan Tannehill...Picked off QB Daniel Jones for a 13-yard return and added a season-high nine tackles (five solo), vs. N.Y. Giants, Nov. 1...In AFC Wild Card Playoff victory vs. Pittsburgh, 1/16/22, had two solo tackles and one forced fumble...In AFC Championship game loss vs. Cincinnati, 1/30/22, recorded five tackles (three solo) and two passes defended. **2020** - Played in all 16 games in his rookie season for Kansas City, starting eight contests and posting 37 tackles (27 solo), one sack for a one-yard loss, three passes defended, one forced fumble and two special teams tackles...In his NFL debut vs. Houston, Sept. 10, recorded one special teams tackle...Made his first NFL start vs. New England, Oct. 5, recorded two tackles (one solo)...Had his first career sack to go with six tackles (five solo), vs. Las Vegas, Oct. 11, in his second consecutive start...Started at Denver, Oct. 25, and recorded four tackles (three solo) and two passes defended...Started vs. Atlanta, Dec. 27, and had a season-high nine and team-high nine tackles (seven solo) and his first career forced fumble.

COLLEGE - Appeared in 31 games with six starts in three seasons at Mississippi State, tallying 99 career tackles (46 solo), 11.0 stops for loss, six sacks, three interceptions, seven passes defended, two forced fumbles and three fumble recoveries. Recorded either an interception, forced fumble or fumble recovery in seven of his last nine games played...During his junior season, finished with 28 tackles and 3.5 stops for loss. Forced a fumble, recovered two fumbles and returned an interception 52 yards for a touchdown...As a sophomore, appeared in all 13 games and earned six starts, set a career-high with 48 tackles, sixth on team and added 5.5 stops for loss and five sacks, career-highs in both... Appeared in all 13 contests as a true freshman, seeing playing time on special teams and as a backup linebacker.

PERSONAL - A local product out of Starkville (Miss.) HS, who helped lead the Yellowjackets to the 2015 Class 6A state title...Collected 83 tackles, including nine stops for loss as a senior...As a junior in 2015, earned second-team All-State honors after tallying 84 tackles, 17 stops for loss, nine passes defended, six sacks, four interceptions and two forced fumbles. Also played quarterback at times, including rushing for 325 yards and five scores in a win over Warren Central in October, becoming the first Starkville player to rush for over 300 yards in a

VETERANS

game since 1994...2016 *Clarion-Ledger* Dandy Dozen and one of 15 semifinalists for the high school Butkus Award...Invited to and played in the 2017 U.S. Army All-American Bowl for the East squad...On March 28, his hometown honored him on the Mississippi State campus with a “Willie Gay Day” celebration...Held his first annual youth football camp in Starkville in June.

WILLIE GAY JR.

Year	Team	GP	GS	Tot	TACKLES			INTERCEPTIONS					FUMBLES			
					Solo	Asst	Sk	Yds	No	Yds	Lg	TD	PD	FF	FR	Yds
2020	Kansas City	16	8	37	27	10	1.0	1.0	0	0	-	0	3	1	0	0
2021	Kansas City	12	11	48	26	22	0.5	3.5	2	14	13	0	4	0	0	0
2022	Kansas City	13	13	88	51	37	2.5	8.0	1	47	47t	1	8	0	1	0
2023	Kansas City	16	15	58	44	14	1.0	13.0	1	24	24	0	4	1	3	1
NFL totals		57	47	231	148	83	5.0	25.5	4	85	47t	1	19	2	4	1

ADDITIONAL STATISTICS: Special Teams Tackles – (2020, 2) Total: 2.

SINGLE-GAME HIGHS: Tackles – 11 (2x), last at L.A. Chargers (11/20/22); Sacks – 1 (4x), at last at L.A. Chargers (10/22/23); Interceptions – 1 (4x), at New England (12/17/23); Passes Defensed – 2 (3x), vs. Seattle (12/24/22); Forced Fumbles – 1 (2x), last vs. Miami (11/5/23); Fumble Recoveries – 1 (4x), last at Denver (10/29/23).

POSTSEASON

Year	Team	GP	GS	Tot	TACKLES			INTERCEPTIONS					FUMBLES			
					Solo	Asst	Sk	Yds	No	Yds	Lg	TD	PD	FF	FR	Yds
2021	Kansas City	3	3	11	7	4	0.0	0.0	0	0	-	0	0	0	0	0
2022	Kansas City	3	3	9	6	3	0.5	3.0	0	0	-	0	2	1	0	0
2023	Kansas City	3	3	9	5	4	0.0	0.0	0	0	-	0	1	0	0	0
NFL Totals		9	9	29	18	11	0.5	3.0	0	0	-	0	3	0	0	0

POSTSEASON SINGLE-GAME HIGHS: Tackles – 8, vs. Philadelphia (2/12/23); Solo Tackles – 6, vs. Philadelphia (2/12/23); Sacks – 0.5, vs. Cincinnati (1/29/23); Passes Defensed – 2, vs. Cincinnati (1/30/22); Forced Fumbles – 1, vs. Pittsburgh (1/16/22); Fumble Recoveries – 0.



CARL GRANDERSON

96 | DE

HEIGHT: 6-5 • WEIGHT: 261

COLLEGE: WYOMING

JOINED SAINTS: FA-19

NFL EXPERIENCE: 6

BORN: 12/18/96

NFL CAREER – Originally signed as an undrafted free agent out of Wyoming in 2019, the sixth-year pro posted a career-best season in 2023, starting all 17 games and finishing with a career-high 78 tackles (44 solo), 14 stops for loss, one pass breakup, a forced fumble, a fumble recovery, and a team-leading 8.5 sacks. Granderson has shown persistence to throughout his NFL career, playing in 71 games with 24 starts, racking up 179 tackles (103 solo), 23 sacks, two pass breakups, three forced fumbles, and two fumble recoveries in his first five seasons. His development has been key for the Black and Gold defense, leading

VETERANS

New Orleans to sign him to a four-year contract extension at the start of the 2023 season. Granderson looks to continue to build upon his career season and lead New Orleans' defensive line unit in 2024.

CAREER TRANSACTIONS – Signed to a four-year contract extension, 9/23/23; Activated from Reserve/COVID-19, 12/30/21; Placed on Reserve/COVID-19, 12/25/21; Signed as an undrafted free agent, 5/10/19.

2023 GAME BY GAME

Date	Opp.	GP	ST	SOLO	AST	TOT	SACK / YDS	INT / YDS	PD	FF	FR
9/10	TEN	X	X	1	2	3	1.5 / 9	0 / 0	0	0	0
9/18	@CAR	X	X	2	0	2	1 / 3	0 / 0	0	1	0
9/24	@GB	X	X	2	2	4	0 / 0	0 / 0	0	0	0
10/1	TB	X	X	2	2	4	0 / 0	0 / 0	0	0	0
10/8	@NE	X	X	3	1	4	1 / 13	0 / 0	0	0	0
10/15	@HOU	X	X	3	3	6	1 / 10	0 / 0	0	0	0
10/19	JAX	X	X	5	1	6	0 / 0	0 / 0	0	0	0
10/29	IND	X	X	3	2	5	1 / 3	0 / 0	0	0	0
11/5	CHI	X	X	5	1	6	0 / 0	0 / 0	0	0	0
11/12	@MIN	X	X	1	3	4	0 / 0	0 / 0	0	0	0
11/26	@ATL	X	X	4	6	10	0 / 0	0 / 0	0	0	0
12/3	DET	X	X	1	2	3	0 / 0	0 / 0	1	0	0
12/10	CAR	X	X	4	1	5	1 / 6	0 / 0	0	0	0
12/17	NYG	X	X	2	1	3	1 / 8	0 / 0	0	0	0
12/21	@LAR	X	X	3	5	8	1 / 3	0 / 0	0	0	0
12/31	@TB	X	X	0	1	1	0 / 0	0 / 0	0	0	0
1/7	ATL	X	X	3	1	4	0 / 0	0 / 0	0	0	0
2023 Season		17	17	44	34	78	8.5 / 55	0 / 0	1	1	1

2023 – Started all 17 games at RDE, also contributing on special teams, recording a career-high 78 tackles (44 solo), 14 stops for loss, one pass breakup, a forced fumble, a fumble recovery, and a team-leading 8.5 sacks...Vs. Tennessee, Sept. 10, recorded three tackles (one solo), 1.5 sacks, a stop for loss, and four QB hurries... At Carolina, Sept. 18, recorded two solo tackles and a sack/stop for loss/forced fumble...At Green Bay, Sept. 24, recorded four tackles (two solo)...Vs. Tampa Bay, Oct. 1, finished with four tackles (two solo)...At New England, Oct. 8, finished with four tackles (three solo), three stops for loss, two QB hits, and a sack. Helped lead Saints defense to a 34-0 shutout win over the Patriots, while surrendering only 156 total net yards...At Houston, Oct. 15, recorded six tackles, two stops for loss, and a sack/QB hit...Vs. Jacksonville, Oct. 19, recorded six tackles (tied career-high with five solo stops), a stop for loss, and recovered his first fumble of season...At Indianapolis, Oct. 29, finished with five tackles (three solo), a stop for loss and a sack...Vs. Chicago, Nov. 5, finished with six tackles (four solo) and one stop for loss...At Atlanta, Nov. 26, had a career-high/team-best ten tackles...Vs. Detroit, Dec. 3, recorded three tackles, two QB hits, and a pass breakup...Vs. Carolina, Dec. 10, Finished with five tackles (four solo) and a sack/stop for loss/QB hit... Vs. N.Y. Giants, Dec. 17, recorded three tackles (two solo), and a sack/stop for loss/QB hit...At L.A. Rams, Dec. 21, finished with eight tackles (three solo) and a sack/stop for loss/QB hit, recording takedowns in three consecutive games for first time in his career...At Tampa Bay, Dec. 31, finished with a tackle...Vs. Atlanta, 1/7/24, finished with four tackles (three solo) with a stop for loss and a QB hit.

2022 – Played in 16 games with four starts, posting 53 tackles (30 solo), 5.5 sacks for a loss of 33.5 yards and a fumble recovery...Vs. L.A. Rams, Nov. 20, started at RDE and played on special teams. Notched seven tackles (three solo), including one stop for loss, and added 1.5 sacks for loss of 12.5 yards...At Tampa Bay, Dec. 5, posted four tackles (three solo) and first career fumble recovery...Vs. Atlanta,

VETERANS

Dec. 18, recorded seven tackles (four solo) with a half-sack/QB hit...At Cleveland, Dec. 24, started at RDE and registered six tackles (five solo), including three stops for loss and a sack...At Philadelphia, 1/12/23, started at RDE and posted two tackles (one solo) and 1.5 sacks of QB Gardner Minshew for a loss of six yards, marking the first time in his career where he had three consecutive contests with at least half a takedown. Added a stop for loss and two QB hits. **2021** - Appeared in 15 games with three starts and finished with 24 tackles (11 solo), three sacks and an assisted special teams stop...At Carolina, Sept. 19, made first NFL start at RDE and played on special teams. Recorded five tackles (two solo), and blocked a field goal attempt...At Washington, Oct. 10, recorded one solo tackle/sack for a four-yard loss...Vs. Buffalo, Nov. 25, started and finished with three tackles (two solo) and a sack of college teammate and Bills QB Josh Allen...At N.Y. Jets, Dec. 12, recorded two solo tackles with one sack...At Tampa Bay, Dec. 19, finished with two tackles (one solo)...Vs. Carolina, 1/2/22, rotated on both defense and on special teams and recorded three tackles...In finale at Atlanta, 1/9/22, finished with one tackle. **2020** - Appeared in 15 regular season games and both postseason contests and finished season with 14 tackles (11 solo), five sacks for a 25-yard loss, one pass defense and two forced fumbles...Recorded two solo tackles, his first career forced fumble and a sack of QB Tom Brady vs. Tampa Bay, Sept. 13...Recorded his first career pass deflection vs. Green Bay, Sept. 27...Recorded a solo tackle/strip sack of QB Matt Ryan at Atlanta, Dec. 6...Turned in third sack of 2020 and second takedown in December, taking down QB Patrick Mahomes for an eight-yard loss vs. Kansas City, Dec. 20...Posted career-high 2.0 sacks in regular season finale at Carolina, 1/3/21. **2019** - Played in eight regular season contests and a postseason game and posted ten tackles (seven solo) and a sack for nine-yard loss...Vs. Tampa Bay, Oct. 6, dropped QB Jameis Winston...Finished with four tackles (one solo) vs. Indianapolis, Dec. 16.

COLLEGE - Three-year starter at DE for Wyoming and two-time All-Mountain West selection...Appeared in 42 games with 24 starts over his four-year career, totaling 172 tackles (95 solo), 17.5 sacks, 35.5 stops for loss, three interceptions, six passes defended, three forced fumbles and a fumble recovery...As senior, earned second-team All-MWC (coaches and media), finished with 40 tackles (28 solo), three sacks, 7.5 tackles for loss and one interception returned 61 yards for a TD at Hawaii...As a junior, was first-team All-MWC, playing in 13 games and recording 77 tackles, 9.5 sacks, 16 stops for loss, two forced fumbles, a 58-yard fumble recovery/return for a touchdown, one safety and two interceptions...Graduated with a bachelor's degree in social science.

PERSONAL - Led Grant (Sacramento, Calif.) HS to a 14-1 record and the 2014 California Section Championship as a LB...Led team in total tackles (172), sacks (15.0) and stops for losses (34.0). Also intercepted two passes, recovered one fumble and forced a fumble. Returned one of his picks for a TD...In April, he, Chris Olave and Alontae Taylor visited with students at Alice Harte Charter ahead of standardized testing week...In April, he, Ugo Amadi and Jake Haener joined residents at the Hollygrove Senior center for a casino style fun day...Carl Allen Granderson was born December 18, 1996 in Sacramento, Calif.

VETERANS

CARL GRANDERSON

Year	Team	GP	GS	Tot	TACKLES			Yds	INTERCEPTIONS					FUMBLES			
					Solo	Asst	Sk		No	Yds	Lg	TD	PD	FF	FR	Yds	
2019	New Orleans	8	0	10	7	3	1.0	9.0	0	0	-	0	0	0	0	0	0
2020	New Orleans	15	0	14	11	3	5.0	25.0	0	0	-	0	1	2	0	0	0
2021	New Orleans	15	3	24	11	13	3.0	29.0	0	0	-	0	0	0	0	0	0
2022	New Orleans	16	4	53	30	23	5.5	33.5	0	0	-	0	0	0	1	1	0
2023	New Orleans	17	17	78	44	34	8.5	55.0	0	0	-	0	1	1	1	1	0
NFL Totals		71	24	179	103	76	23.0	151.5	0	0	-	0	2	3	2	2	0

ADDITIONAL STATISTICS: Special Teams Tackles – (2021, 1) Total: 1; Blocked Field Goals – (2021, 1) Total: 1;

SINGLE-GAME HIGHS: Tackles – 10, at Atlanta (11/26/23); Solo Tackles – 5 (3x), last vs Chicago (11/5/23); Sacks – 2, at Carolina (1/3/21); Passes Defended – 1 (2x), last vs, Detroit (12/3/23); Forced Fumbles – 1 (3x), vs. Tampa Bay (9/13/20), at Atlanta (12/6/20) and at Carolina (9/18/23); Fumble Recoveries – 1 (2x), at Tampa Bay (12/5/22) and vs. Jacksonville (10/19/23); Blocked Field Goals – 1, at Carolina (9/19/21).

POSTSEASON

Year	Team	GP	GS	Tot	TACKLES			Yds	INTERCEPTIONS					FUMBLES			
					Solo	Asst	Sk		No	Yds	Lg	TD	PD	FF	FR	Yds	
2019	New Orleans	1	0	0	0	0	0.0	0.0	0	0	-	0	0	0	0	0	0
2020	New Orleans	2	0	0	0	0	0.0	0.0	0	0	-	0	0	0	0	0	0
NFL Totals		3	0	0	0	0	0.0	0.0	0	0	-	0	0	0	0	0	0



**J.T.
GRAY**

48 | DB

HEIGHT: 6-0 • WEIGHT: 202
COLLEGE: MISSISSIPPI STATE
NFL EXPERIENCE: 7
JOINED SAINTS: FA-18
BORN: 1/18/96

NFL CAREER – Signed by the Saints after the 2018 NFL Draft out of Mississippi State, Gray enjoyed another productive campaign in 2023. Voted by his teammates as the club’s special teams captain for the third consecutive season, Gray led the team with 11 special teams tackles in 14 games while adding one defensive stop. Playing in 81 career games, Gray has career totals of 67 special teams stops, one blocked punt, one special teams forced fumble, one coverage fumble recovery and 11 defensive tackles, 2.5 sacks and a pass defense. Since his first full season in 2019, Gray’s 65 special teams tackles rank first in the NFC and second in the NFL and his 49 solo stops lead the NFL.

CAREER TRANSACTIONS – Agreed to terms on three-year contract extension, 3/10/23; Agreed to terms on two-year contract extension, 3/3/21; Signed to reserve/future contract, 1/21/19; Signed to practice squad, 11/15/18; Waived, 11/13/18; Signed by Saints as an undrafted free agent, 5/2/18.

HONORS – **2021:** AP first-team All-Pro; PFWA All-NFL and All-NFC; Pro Bowl (starter); **2019:** AP second-team All-Pro; PFWA All-NFC.

2023 – Appeared in 14 games, posting 11 special teams stops along with one

VETERANS

defensive stop...Missed opener (shoulder) vs. Tennessee, Sept. 10...At Carolina, Sept. 18, made season debut, recording one special teams tackle...At Green Bay, Sept. 24, recorded two special teams tackles...Vs. Tampa Bay, Oct. 1, played at S and on special teams, finishing with one assisted defensive stop...At New England, Oct. 8, departed in third quarter with a hamstring injury that caused him to miss the next two contests...At Indianapolis, Oct. 29, returned to action and recorded one special teams stop...At Atlanta, Nov. 26, played on special teams, finishing with two stops...Vs. Detroit, Dec. 3, played on special teams and had one defensive snap, recording a coverage stop...Vs. Carolina, Dec. 10, recorded two special teams stops...Vs. New York Giants, Dec. 17, recorded one special teams stop, bringing season total to 10. Reached double-digit special teams stops for fourth time in career and third consecutive season. Joined 49ers safety George Odum (2020-2023) as the second player with at least ten coverage stops each of the last three seasons...At L.A. Rams, Dec. 21, got his hands on a punt, which went for only eight yards...Vs. Atlanta, 1/7/24, finished with a special teams tackle. **2022** – Appeared in 14 games, posting 12 special teams stops to go with five defensive tackles (two solo) and 2.5 sacks...At Atlanta, Sept. 11, recorded two special teams tackles (one solo)...At Carolina, Sept. 25, played on defense and special teams, posting two tackles to tie a career-high, a split sack, a QB hit and a coverage stop...Vs. Minnesota (London), Oct. 2, made season-high three special teams tackles (two solo)...Vs. Seattle, Oct. 9, played on special teams and rotated at S, recording one solo tackle and a sack...vs. Las Vegas, Oct. 30, posted one assisted special teams tackle...At Pittsburgh, Nov. 13, recorded two special teams tackles (one solo)...Missed next three games (hamstring)...Vs. Atlanta, Dec. 18, recorded a solo special teams stop...At Philadelphia, 1/1/23, played on defense and special teams, tallying an assisted stop and an assisted coverage tackle. In the third quarter, flipped a punt before it reached the end zone, allowing linebacker Pete Werner to down ball at Eagles' four-yard line...Vs. Carolina, 1/8/23, played on both defense and on special teams, recording one sack for an eight-yard loss and a solo special teams tackle. **2021** – Played in 16 games and led National Football League with 19 special teams tackles (NFL-leading 16 solo) and added three defensive stops. Selected as *Associated Press* first-team All-Pro...In season-opening over Green Bay (game played in Jacksonville, Fla. due to Hurricane Ida), Sept. 12, played on both defense and special teams and finished the game with a career-high two tackles (one solo) and two coverage stops (one solo)...Finished with two special teams stops at Seattle, Oct. 25...Played on defense and special teams at Tennessee, Nov. 14, and had two coverage stops... Played on defense and special teams at Philadelphia, Nov. 21 and recorded a coverage stop...With a coverage stop vs. Buffalo, Nov. 25, recorded double-digit figures for second time in three seasons...Recorded two special teams tackles vs. Dallas, Dec. 2...Played in 50th career game at N.Y. Jets and recorded career-high four special teams tackles (three solo)...Finished with a special teams stop in Sunday Night win at Tampa Bay, Dec. 19...Missed Week 16 contest vs. Miami, Dec. 27, (COVID-19 protocols)...Returned in Week 17 and rotated at safety and on special teams vs. Carolina, 1/2/22, recording a solo tackle and a coverage stop... Finished with one special teams tackle in regular season finale at Atlanta, 1/9/22 to finish season with league-best and career-high 19 stops. **2020** – Played in all 16 regular season games and posted one defensive tackle, team-high seven coverage stops and a pass defense. Appeared in both postseason contests on special teams...Recorded a coverage stop at Las Vegas, Sept. 21...Recorded a

VETERANS

special teams stop vs. Carolina, Oct. 25...Recorded one coverage tackle at Tampa Bay, Nov. 8...Recorded one special teams tackle vs. Atlanta, Nov. 22...Recorded his fifth special teams tackle of season at Atlanta to win the field position battle for series sweep, Dec. 6...Recorded a season-high two special teams tackles, vs. Kansas City, Dec. 20...Played on defense and special teams, recording a solo tackle and his first career pass breakup in regular season finale at Carolina, 1/3/21. **2019** – Played in all 16 regular season games and posted team-high 16 special teams tackles, a blocked punt, one coverage fumble recovery and one defensive stop...*Associated Press* second-team All-Pro and PFWA All-NFC selection...Notched three special teams tackles at Seattle, Sept. 22...Recorded blocked punt on Chicago's opening possession that resulted in a safety at Bears, Oct. 20...Recorded first career defensive solo tackle and a special teams stop vs. Atlanta, Nov. 10...Recorded one special teams stop at Tampa Bay, Nov. 17...Had a first quarter fumble recovery off a muffed punt that led to a touchdown at Carolina, Nov. 24...Recorded two special teams tackles (one solo) at Tennessee, Dec. 22...Posted two solo special teams stops in regular season finale at Carolina, Dec. 29...Played on special teams in NFC Wild Card Playoff loss vs. Minnesota, 1/5/20. **2018** – Played in five regular season games, spending the remainder of season on the club's practice squad and finished with two special teams stops...Had one solo special teams tackle at Atlanta, Sept. 23.

COLLEGE – Played in 45 games with 17 starts for the Bulldogs from 2014-17 and collected 210 tackles, 14.5 tackles for loss, four sacks, eight passes defended and an interception...In 2017, ranked third on team in tackles (65) while playing MSU's S/LB hybrid...As a junior, ranked third on the team in tackles (71), playing in all 13 games at Viper and starting 10 contests...In 2015, played in all 13 games at linebacker and ranked fourth on the team in tackles (74) and added 3.5 tackles for loss and one sack...Industrial Technology major.

PERSONAL – Played junior season at Coolidge (Ariz.) HS, before transferring to Clarksdale (Miss.) HS for senior campaign...Grew up in the Magnolia State and came home for final high school season...Helped the Cougars to a 7-5 record as a senior as his team advanced to the second round of the Class 5A Mississippi state playoffs...A member of *The Clarion-Ledger's* Targeted 22...Took part in the Alabama-Mississippi All-Star Classic...Earned Arizona Division IV Section II first-team as a DB after junior season and second-team at RB in 2012...Played on both sides of ball as a senior and recorded 58 tackles. Offensively, rushed for 939 yards and 16 scores...As junior, tallied 60 carries for 914 yards and 15 scores and caught ten passes for 117 yards and a TD. Defensively, booked a team-leading 112 stops and two interceptions...Ran track for Coolidge and qualified for the state meet in 100-meter dash, 200-meter run, high jump and long jump...Participated in NFL's My Cause, My Cleats initiative to promote mental health awareness...In 2022, participated in a Hancock Whitney Play Football Experience with Chalmette Elementary Youth...In March, the Mississippi native, visited Keesler Air Force Base in Biloxi to spend time with and show appreciation for military and their families for an Easter carnival...Collaborates with high school teammate, Packers OL Elgton Jenkins to host "Backyard Dawgz" Camp and a seven-on-seven tournament for Clarksdale third-eighth graders...Created a mental health initiative "Mental Mindset", a fundraising campaign for mental health services in Clarksdale, Starkville and New Orleans...Juantavius Tavon Gray was born on Jan. 18, 1996 in Clarksdale, Miss.

VETERANS

J.T. GRAY

Year	Team	GP	GS	Tot	TACKLES			Yds	INTERCEPTIONS					FUMBLES			
					Solo	Asst	Sk		No	Yds	Lg	TD	PD	FF	FR	Yds	
2018	New Orleans	5	0	0	0	0	0.0	0.0	0	0	-	0	0	0	0	0	0
2019	New Orleans	16	0	1	1	0	0.0	0.0	0	0	-	0	0	0	0	0	0
2020	New Orleans	16	0	1	1	0	0.0	0.0	0	0	-	0	1	0	0	0	0
2021	New Orleans	16	0	3	2	1	0.0	0.0	0	0	-	0	0	0	0	0	0
2022	New Orleans	14	0	5	2	3	2.5	12.5	0	0	-	0	0	0	0	0	0
2023	New Orleans	14	0	1	0	1	0.0	0.0	0	0	-	0	0	0	0	0	0
NFL Totals		81	0	11	6	5	2.5	12.5	0	0	-	0	1	0	0	0	0

ADDITIONAL STATISTICS: Special Teams Tackles – (2018, 2); (2019, 16); (2020, 7); (2021, 19); (2022, 12); (2023, 11) **Total: 67; Blocked Punts** – (2019, 1) **Total: 1; Special Teams Fumble Recoveries** – (2019, 1) **Total: 1.**

SINGLE-GAME HIGHS: Tackles – 2 (2x), vs. Green Bay (9/12/21) and at Carolina (9/25/22); Solo Tackles – 1 (6x), last at Carolina (1/8/23); Sacks – 1 (2x), vs. Seattle (10/9/22) and vs. Carolina (1/8/22); Passes Defensed – 1, at Carolina (1/3/21); Special Teams Tackles – 4, at N.Y. Jets (12/12/21).

POSTSEASON

Year	Team	GP	GS	Tot	TACKLES			Yds	INTERCEPTIONS					FUMBLES			
					Solo	Asst	Sk		No	Yds	Lg	TD	PD	FF	FR	Yds	
2019	New Orleans	1	0	0	0	0	0.0	0.0	0	0	-	0	0	0	0	0	0
2020	New Orleans	2	0	0	0	0	0.0	0.0	0	0	-	0	0	0	0	0	0
NFL Totals		3	0	0	0	0	0.0	0.0	0	0	-	0	0	0	0	0	0



BLAKE GRUPE

19 | K

HEIGHT: 5-7 • WEIGHT: 156
 COLLEGE: NOTRE DAME
 NFL EXPERIENCE: 2
 JOINED SAINTS: FA-23
 BORN: 11/5/98

NFL CAREER – After signing as an undrafted free agent out of Notre Dame in 2023, the rookie placekicker turned heads in training camp, earning the starting kicker job in his debut season. Grupe went on to have a solid debut campaign for the Black and Gold, kicking in all 17 games and finishing 30-for-37 on field goals (81.1 percent) with a long of 55 yards. Grupe also went a perfect 40-for-40 on PATs and had 67 kickoffs go for touchbacks, ranked third in the NFL. His 130 points led the team and he became the club’s rookie recordholder in field goals made.

CAREER TRANSACTIONS – Agreed to terms with New Orleans, 5/1/23.

HONORS – 2023: NFC Offensive Player of the Week (Week Five).

2023 – In NFL debut vs. Tennessee, Sept. 10, finished a perfect three-for-three on FG attempts, with a long of 52 yards, and made lone PAT attempt. Became the first Saints rookie to kick three field goals in debut. Had all five kickoffs sail through the end zone for touchbacks...at Carolina, Sept. 18, finished a perfect

VETERANS

two-for-two on FG attempts and made both PAT attempts. Also had all five kickoffs sail through the end zone for touchbacks...Vs. Tampa Bay, Oct. 1, finished three-of-three on FG attempts with a long of 44 yards. Had all four of his kickoffs sail through the end zone for touchbacks...At New England, Oct. 8, finished two-for-two on FG attempts with a long of 54 yards, setting a new career-long, and went a perfect four-for-four on PATs. Also had five kickoffs sail through the end zone for touchbacks. Grupe became the first Saint since John Carney (9/26/04 at St. Louis) to kick two field goals of at least 50 yards in a contests, fifth Saint over and sixth occurrence in franchise history. He was selected as NFC Special Teams Player of the Week...Vs. Jacksonville, Oct. 19, finished three-for-four on FG attempts with a long of 42 yards and made lone PAT attempt. Had six kickoffs sail through the end zone for touchbacks...At Indianapolis, Oct. 29, drilled lone 27-yard FG attempt and made all five PATs. Had seven kickoffs sail through end zone for touchbacks...Vs. Chicago, Nov. 5, finished one-of-two on FG attempts with a career-long of 55 yards, and made all three PAT attempts. Had five kickoffs sail through end zone for touchbacks...At Minnesota, Nov. 12, made lone 48-yard FG attempt. Had all four kickoffs sail through the end zone for touchbacks...At Atlanta, Nov. 26, finished career-best five-of-six on FG attempts with a long of 52 yards. Had four of his kickoffs sail through the end zone for touchbacks. Five-field goal performance tied a club record, marking the ninth time in franchise history a kicker has made five field goals in a game, the first time it's been done since Carney made five at St. Louis (9/26/04). Became first Saints rookie to make five field goals...Vs. Detroit, Dec. 3, finished four-for-four on PATs and had two kickoffs go for touchbacks...Vs. N.Y. Giants, Dec. 17, made lone 50-yard FG attempt, three-for-three on PATs, and had five kickoffs sail through the end zone for touchbacks. Joined former Saints kicker Wil Lutz to become only the second player in franchise history to score 100 points in his rookie season...At L.A. Rams, Dec. 21, made both PAT attempts...at Tampa Bay, Dec. 31, finished three-for-three on FG attempts and two-for-two on PATs. Performance brought Grupe's field goals made to 28, tying the rookie record set by Lutz in 2016. Also had all six kickoffs sail through the end zone for touchbacks...Vs. Atlanta, 1/7/24, finished two-for-two on FG attempts and six-for-six on PATs, setting a new career-high in PAT makes and attempts. Had a season-high nine kickoffs sail through the end zone for touchbacks. Became club's rookie recordholder with a 24-yard field goal that put the Saints ahead 17-14 with 56 seconds left in the first half, surpassing the previous mark set by Lutz in 2016. Finished season with 30 field goals, leading the team with 130 points.

COLLEGE – Played five seasons at Arkansas State from 2017-21 and spent one season as a graduate transfer at Notre Dame in 2022...He led Notre Dame in points scored during his lone season, scoring 91 points on 14-of-19 on field goals and a perfect 49-for-49 in PAT attempts....In 2021 at Arkansas State, connected on 20-of-25 field goals. His 20-field goals ranked second in single-season school history. Finished season with 91 points, tying for the sixth most points by kicking in school history. Climbed to the top of the A-State career record books, taking over first place for career points by kicking (354), field goals made (64), PATs (162) and scoring (354)...In 2020, ranked sixth in the SBC in field goals made (11) while posting the third-most extra points (43). Led A-State in scoring for the third consecutive season with 76 total points. His 43 extra points made tied the sixth most in school history for a single season...In 2019, his 110 points by kicking broke the single-season school record, were the second-most in the Sun Belt and 13th

VETERANS

in the nation. Points total ranked as the second-most scored in school history by any player, regardless of position. Second in Sun Belt in points per game among all players, and his 8.5 average was the 26th highest in nation. Made 19-of-22 field goals for an .864 percentage that led the conference and ranked 16th in the FBS. 19 field goals made were the second-most in school history for a single season and just two shy of the school record, while also ranking second in the Sun Belt. Scored at least eight points in ten games and posted a double-figure total in six outings...In 2018, played in the last 11 games of the season after taking over placekicking duties in the third game of year. Made 14-of-21 field goals for a .667 percentage. Led team in scoring with 77 points, also ranking fifth in the Sun Belt with 7.0 points per game...Earned his bachelor's degree in business administration from Arkansas State in 2020.

PERSONAL – Prepped at Smith-Cotton (Sedalia, Mo.) HS, where he was a nine-time varsity letterman in football, soccer and baseball...2016 Missouri All-State selection in football and soccer...Held single-season and career school records for field goals...Rated as a 4.5-star kicker by Kohl's Kicking Academy...In October, he and several teammates joined Ochsner oncology patients and their supporters for a dinner at the Ochsner Sports Performance Center...In November during team's bye week, returned to Sedalia to speak to students at the school he first attended as a youth, Horace Mann Elementary School...In February, rode in the Tucks Mardi Gras parade...In March, joined teammates Lou Hedley and Nick Saldiveri at Houma Junior High School for the grand opening of the school's new Fit Zone, which was donated by the team in partnership with United Healthcare...In May, spoke to middle school students at Trinity Episcopal School's end-of-year athletics banquet...Participated in the 2024 Zurich Classic Celebrity Shootout for charity.

BLAKE GRUPE

		SCORING										
Year	Team	GP	FG	FGA	Pct	Lg	Blk	XP	XPA	Pct	Blk	Points
2023	New Orleans	17	30	37	81.1	55	0	40	40	100.0	0	130
NFL Totals		17	30	37	81.1	55	0	40	40	100.0	0	130

		FIELD GOALS									
Year	Team	1-19	Pct	20-29	Pct	30-39	Pct	40-49	Pct	50+	Pct
2023	New Orleans	0/0	-	10/12	83.3	6/6	100.0	8/10	80.0	6/9	66.7
NFL Totals		0/0	-	10/12	83.3	6/6	100.0	8/10	80.0	6/9	66.7

ADDITIONAL STATISTICS: Kickoff Touchbacks – (2023, 76) Total: 76.

SINGLE-GAME HIGHS: Field Goals Made – 5, at Atlanta (11/26/23); Field Goal Attempts – 6, at Atlanta (11/26/23); Longest Field Goal – 55, vs. Chicago (11/5/23); Longest Field Goal Attempt – 55, vs. Chicago (11/5/23); PAT Made – 6, vs. Atlanta (1/7/24); PAT Attempted – 6, vs. Atlanta (1/7/24); Points – 15, at Atlanta (11/26/23); Consecutive FG Made – 6 (3x), last (12/17/23-1/7/24); Kickoff Touchbacks – 9, vs. Atlanta (1/7/24).

VETERANS



JAKE HAENER

3 | QB

HEIGHT: 6-1 • WEIGHT: 200
COLLEGE: FRESNO STATE
NFL EXPERIENCE: 2
JOINED SAINTS: D4B-23
BORN: 3/10/99

NFL CAREER – After a stellar collegiate career at Fresno State and earning Senior Bowl MVP Honors, the Saints traded up in the fourth round to select Jake Haener in 2023. The signal-caller took advantage of a full offseason with the club in 2024 as an opportunity to immerse himself in the new offensive scheme and will continue to compete for the backup spot.

CAREER TRANSACTIONS – Signed to a four-year contract, 5/16/21; Selected in the fourth round (127th overall) of the 2023 NFL Draft.

2023 – Did not appear in a game for the Saints during the 2023 season. In the preseason, completed 38-of-72 passes for 395 yards with one touchdown.

COLLEGE – After two seasons at Washington, spent the remainder of his college career at Fresno State, where he set a school record as the all-time leader in completion percentage (68.1). In three seasons in Fresno State, the three-time team captain started 29 games and completed 731-of-1,072 attempts (68.2 pct.) for 9,013 yards, 67 touchdowns and only 15 interceptions, rushing for eight more scores. Two-time All-Mountain West selection won 21 of his 29 starts and ranks in the top five for every major passing statistic in school history...In 2022, started all ten games played, fighting off an ankle injury and completed 252-of-350 passes (school-record 72.0 pct.) for 2,896 yards and 20 TDs with only three interceptions and a 158.6 passer efficiency, second-best in school records. Had season-high 394 yards passing in return from injury against San Diego State. Had three of the program's top four single-game completion percentages. Had a season-high four passing touchdowns against Hawaii. Had at least one passing touchdown in each game, extending his streak to a MWC record 29-game streak. Had six 300-yard passing games, a mark that is the fourth-most in a season in program history. Among all MWC passers in 2022, ranked No. 1 in passing yards per game, No. 2 in passing yards, completions and passing touchdowns, and No. 3 in attempts. Accepted an invitation to the 2023 Reese's Senior Bowl, becoming the first Fresno State quarterback to play in the all-star game since Saints teammate Derek Carr in 2014 and was named game's MVP. The first Bulldog signal-caller to receive an invite to the NFL Scouting Combine since Carr...Started all 13 games in 2021, completing 329-of-490 passes (67.1 pct.) for 4,096 yards and 33 TDs, third in the MWC and fourth in program history, with only nine interceptions and a 155.91 passer efficiency rating. Ranked eighth in FBS in passing yards per game, (315.1) and ninth in passing yards (4,096) and completions per game (25.3). His passing yards in 2021 marked just the fourth time a Bulldog quarterback surpassed 4,000 yards - joining Derek Carr and David Carr as the only Bulldogs to do so. His 329 completions and 490 attempts were

VETERANS

each fourth-most in a single season in program history. Had eight 300-yard performances, third-most in a season by a Bulldog QB...Had one 400-yard passing performance, a career-best 455-yard game at No. 13 UCLA, Sept. 18, when he threw for 455 yards on 39-of-53 attempts (73.6 pct.). His performance that night will be one that is remembered forever in history books as he led the Bulldogs to a 40-37 victory while battling injury. Haener's 39 completions were the fifth-most in a game in Bulldog records, his 53 attempts were the 11th-most, and his 455 yards passing were the 12th-most. Earned MWC Offensive Player of the Week. Had a career-best five TD passes against UNLV, Sept. 24, the third-most in a game in program history and second-most among MWC quarterbacks on season. Had career-long 86-yard TD pass in opener against Connecticut, Aug. 28, tenth-longest in program history. Was responsible for six touchdowns against Cal Poly (four pass, two rush), the most by an MWC player in 2021. Had five TD passes of 50 or more yards. All-MWC honorable mention in 2020, when he led the Mountain West and was No. 4 in NCAA in passing average per game (336.8). Also led league and was No. 6 in the NCAA in total offense (339.8 ypg.), No. 2 in the Mountain West and No. 19 in the NCAA with 153.4 pass efficiency, No. 6 in the NCAA with 25 completions per game and No. 16 in the FBS in yards per pass attempt (8.71). Led Fresno State to the MWC's top passing and total offense. Bulldog offense ranked No. 5 in pass offense and No. 17 in total offense in NCAA. Starter for all six games, when he completed 150 of 232 (64.7 pct.) passes for 2,021 yards with 14 TDs and only three interceptions. Had three rushing TDs. Had four 300-yard passing games, tied for sixth-most all-time for most 300-yard passing games in a season. One of four players to have multiple 400-yard passing games in a season (two) at Fresno State. One of eight players in MWC history to have consecutive 400-yard passing games. Phil Steele All-MWC third-team. Fall Academic All-MWC team...Sat out 2019 due to NCAA transfer rules...Played in four games for Washington in 2018, completing 9-of-13 passes for 107 yards with one TD...Redshirted in 2017...Communications major.

PERSONAL – Named first-team QB on the All-Bay Area Preps team following senior year at Monte Vista (Danville, Calif.) HS. Also first-team All-North Coast Section and All-East Bay Athletic League and the All-NorCal first-team QB... Finished career with 8,464 yards on 597-for-977 passing, with school-record 90 TDs and only 24 interceptions over three years and 35 games...As senior, led 12-1 Mustangs to 12-1 to CIF North Coast Section Division I championship. Completed 170-for-279 passes (60.9%) for 2,976 yards, 37 TDs and just eight interceptions and rushed for six scores. Threw multiple TD passes in 12 of 13 games, and three or more eight times...In 2015, his team went 7-4 and played in the CIF NCS Division I quarterfinals. Went 208-for-321 (64.8 pct.) for 3,005 yards, 35 touchdowns and just six interceptions...As sophomore, threw for 2,483 yards on 219-for-377 passing, with 18 TDs...In April, he, Ugo Amadi and Carl Granderson joined residents at the Hollygrove Senior Center for a casino style fun day.

VETERANS



WILL HARRIS

5 | DB

HEIGHT: 6-1 • WEIGHT: 206
COLLEGE: BOSTON COLLEGE
NFL EXPERIENCE: 6
JOINED SAINTS: UFA-24 (DET.)
BORN: 12/19/95

NFL CAREER – Harris was originally selected by the Detroit Lions in the third round (81st overall) of the 2019 NFL Draft out of Boston College. In five seasons with the Lions, he played in 81 regular season games with 40 starts and recorded 230 tackles (164 solo), 1.5 sacks, two interceptions, 14 passes defended, two forced fumbles, two fumble recoveries and 16 special teams stops. He also appeared in all three postseason contests for Detroit in 2023, adding a coverage stop. Harris will look to provide quality depth in the defensive backfield and make an impact on special teams in his first season with the Black and Gold.

CAREER TRANSACTIONS – Signed to a one-year contract by New Orleans Saints (UFA-Det.), 5/1/24; Re-signed by Detroit to a one-year contract extension, 3/15/23; Signed by Detroit to a four-year contract, 6/3/19; Selected in the third round (81st Overall) by Detroit Lions in the 2019 NFL Draft.

2023 – Appeared in all 17 regular season games with two starts at cornerback for Detroit, totaling 17 tackles (12 solo), one interception, two passes defended, one fumble recovery and a special teams stop. Also played in all three postseason contests, adding one coverage tackle...Added two solo tackles and one coverage stop in win at Green Bay, Sept. 28... Started in win vs Carolina, Oct. 8, and tied his career-high of nine tackles (seven solo) to go along with a pass defense and fumble recovery...Recorded four stops (two solo), and an interception/pass defense in win at Tampa Bay, Oct. 15...Started and added one tackle at Baltimore, Oct. 22...Contributed one stop in win at L.A. Chargers, Nov. 12...Added a coverage tackle in Detroit's NFC Divisional Playoff win vs Tampa Bay, 1/21/24. **2022** – Played in 15 contests with ten starts, totaling 53 tackles (40 solo), two stops for loss, four passes defended, one interception, one forced fumble, one fumble recovery and four special teams tackles...Played in the opener against Philadelphia, Sept. 11, adding one solo stop on defense and one on special teams...Made his first start of the season at corner in win vs Washington, Sept.18, racking up eight tackles (five solo), one stop for loss, an interception and one pass defense... Played and recorded a season-best two tackles on special teams at Minnesota, Sept. 25...Started and contributed five solo tackles and a stop for loss vs Miami, Oct. 30...Added six stops (four solo) and one pass defense in win vs Green Bay, Nov. 6...Tied a season-high with eight tackles (five solo) and forced a fumble that was recovered by Detroit in win at N.Y. Giants, Nov. 20...Started at nickel corner and added four solo stops vs Buffalo, Nov. 24...Started at nickel for the second straight week in win vs Jacksonville, recording five tackles (four solo), one pass defense and one coverage stop, Dec. 4...Started at corner and contributed four stops (three solo) in win at N.Y. Jets, Dec. 18...Started at Carolina, Dec. 24, and added two tackles...Started at slot corner and registered two stops and a pass

VETERANS

defense in win vs Chicago, 1/1/23...Recovered a fumble in finale win at Green Bay, 1/8/23. **2021** – Started all 17 contests and registered a career-high 91 tackles (career-best 62 solo), a half sack, four passes defended, one forced fumble and two special teams stops. Started the first 13 games at safety before moving to corner, where he started the remaining four contests...Contributed seven stops (four solo) in opener vs San Francisco, Sept. 12...Added six solo stops and a coverage tackle at Green Bay, Sept. 20...Added two tackles and first career forced fumble in tie at Pittsburgh, Nov. 14...Recorded eight stops (six solo) and a half sack at Cleveland, Nov. 21...Contributed seven tackles (five solo) and a pass defense vs Chicago, Nov. 25...Tied season-high with nine tackles and a pass defense at Denver, Dec. 12...Racked up a career-high eight solo tackles (tied for career-best nine stops) in finale win vs Green Bay, 1/9/22. **2020** – Appeared in all 16 games with five starts at safety with the Lions, recording 33 tackles (24 solo), a pass defense and two special teams stops...Started in opener vs Chicago and added five solo stops, Sept. 13...Started and had five stops (four solo) at Green Bay, Sept. 20...Started and had three tackles (two solo) and a coverage stop in win at Arizona, Sept. 27...Played vs New Orleans and contributed three tackles (two solo), Oct. 4...Added a coverage stop vs Indianapolis, Nov. 1...Contributed four solo tackles at Minnesota, Nov. 8...Inserted back into starting lineup at safety and registered three stops at Carolina, Nov. 22...Started and recorded two solo tackles vs Houston, Nov. 26...Recorded two tackles vs Green Bay, Dec. 13. **2019** – After being drafted in the third round (81st Overall) in the 2019 NFL Draft, Harris appeared in 16 games as a rookie with six starts and registered 36 tackles (26 solo), one sack and three passes defended. Also contributed on coverage units, adding a career-high seven special teams tackles. Became the first Lions defensive back to record 30 tackles, three passes defended and one sack in their rookie season since Louis Delmas in 2009...Made his NFL debut in the season opener at Arizona, adding one tackle on special teams, Sept. 8...Recorded one coverage stop in victory vs L.A. Chargers, Sept. 15...Registered his first career NFL defensive tackle vs Kansas City, finishing with three solo stops, Sept. 29...Racked up a season-high six stops (three solo) and coverage tackle at Green Bay, Oct. 14...Added a solo stop and a season-high two special teams tackles vs Minnesota, Oct. 20...Made his first career start at safety and recorded four tackles (two solo) and a coverage stop at Oakland, Nov. 3...Started and registered two stops and his first career pass defense at Chicago, Nov. 10...Started and recorded four tackles (three solo) vs Dallas, Nov. 17...Started and added four stops and one pass defense at Washington, Nov. 24...Contributed three tackles (two solo) vs Tampa Bay, Dec. 15...Registered a season-best four solo stops, a sack for a 11-yard loss (first of career) and a pass defense vs Green Bay, Dec. 29.

COLLEGE – Appeared in 50 career games with 41 starts for Boston College and totaled 225 tackles, one sack, 7.5 stops for loss, six fumble recoveries, five interceptions and 12 passes defended...Started all 12 contests as a senior team captain in 2018 and was named third-team All-ACC, when he contributed 75 tackles (43 solo), one interception and two fumble recoveries...Started all 13 games in 2017 and produced 83 tackles (45 solo), one sack, one interception and four fumble recoveries (Led NCAA), including one returned for a touchdown...Started all 13 contests for the Eagles in 2016, registering 47 stops, two interceptions returned for 64 yards and four pass breakups...As a freshman, appeared in 12 games with three starts and added 20 tackles, one interception and a forced fumble...Majored in communications.

VETERANS

PERSONAL – Prepped at Choate Rosemary Hall in Wallingford, Conn...Son of Twanna and Will Harris Sr., a South Mississippi native who played for Mississippi State from 1989-92 and was selected by the Buffalo Bills in the 1993 NFL Draft, playing for the Bills, going to the preseason with Jacksonville and playing for the World League of American Football's London Monarchs in 1996 and the Arena Football League's Nashville Kats from 1997-98...Cousins with E.J. Smith, who is the son of the NFL's all-time leading rusher and Hall of Fame running back Emmitt Smith...William Jamahl Harris was born on December 19, 1995 in Suwanee, Ga.

WILL HARRIS

Year	Team	TACKLES						INTERCEPTIONS					FUMBLES			
		GP	GS	Tot	Solo	Asst	Sk	Yds	No	Yds	Lg	TD	PD	FF	FR	Yds
2019	Detroit	16	6	36	26	10	1.0	11.0	0	0	-	0	3	0	0	0
2020	Detroit	16	5	33	24	9	0.0	0.0	0	0	-	0	1	0	0	
2021	Detroit	17	17	91	62	29	0.5	5.5	0	0	-	0	4	1	0	
2022	Detroit	15	10	53	40	13	0.0	0.0	1	0	0	0	4	1	1	
2023	Detroit	17	2	17	12	5	0.0	0.0	1	0	0	0	2	0	1	
NFL Totals		81	40	230	164	66	1.5	16.5	2	0	0	0	14	2	3	

ADDITIONAL STATISTICS: Special Teams Tackles – (2019, 7); (2020, 2); (2021, 2); (2022, 4); (2023, 1) **Total: 16.**

SINGLE-GAME HIGHS: Tackles – 9 (2x), last vs. Green Bay (1/9/22); **Solo Tackles** – 8, vs. Green Bay (1/9/22); **Sacks** – 1, vs. Green Bay (12/29/19); **Interceptions** – 1 (2x), last at Tampa Bay (10/15/23); **Forced Fumbles** – 1 (2x), last at New York Giants (11/20/22); **Fumble Recoveries** – 1 (2x), last vs. Carolina (10/8/23); **Passes Defensed** – 1 (14x), last at Tampa Bay (10/15/23); **Special Teams Tackles** – 2 (2x), last at Minnesota (9/25/22).

POSTSEASON

Year	Team	TACKLES						INTERCEPTIONS					FUMBLES			
		GP	GS	Tot	Solo	Asst	Sk	Yds	No	Yds	Lg	TD	PD	FF	FR	Yds
2023	Detroit	3	0	0	0	0	0.0	0.0	0	0	-	0	0	0	0	0
NFL Totals		3	0	0	0	0	0.0	0.0	0	0	-	0	0	0	0	

ADDITIONAL POSTSEASON STATISTICS: Special Teams Tackles – (2023, 1) **Total: 1.**



LOU HEDLEY

15 | P

HEIGHT: 6-4 • WEIGHT: 220

COLLEGE: MIAMI (FLA.)

NFL EXPERIENCE: 2

JOINED SAINTS: FA-23

BORN: 6/27/93

NFL CAREER – After a stellar career at the University of Miami (Fla.), the Mandurah, Australia native signed with New Orleans as a free agent after the 2023 NFL Draft. Hedley turned heads in the preseason, earning the punter job in his rookie season. Hedley handled the punting and holding duties in all 17 games, punting 75 times for 3,224 yards (43.0 gross, 39.7 net) with a long of 62 yards and 31 total punts downed inside the 20-yard-line, tied for fifth in the NFL and the second-highest total in franchise history. Hedley's efforts helped New

VETERANS

Orleans become one of the top punting units in the NFL, finishing the season first in opponent punt return average (5.6). Hedley's 31 punts downed inside the twenty-yard line give him sole possession of second place in franchise history. The second-year pro will look to continue to fortify the punting game for the Black and Gold in 2024.

CAREER TRANSACTIONS – Agreed to terms with Saints, 4/30/23.

2023 – Handled punting and holding duties in all 17 games and punted 75 times for 3,224 yards with a 43.0 gross punting average and a 39.7 net with 31 punts downed inside the 20-yard line...Vs. Tennessee, Sept. 10, punted five times for 241 yards (48.2 avg., 40.2 net) with a long of 52 yards and one downed inside the 20-yard line...At Carolina, Sept. 18, punted five times for 210 yards (42.0 avg., 35.0 net) and two downed inside-the-20...At Green Bay, Sept. 24, punted seven times for 293 yards (41.9 avg., 41.2 net) and two downed inside-the-20...Vs. Tampa Bay, Oct. 1, punted four times for 162 yards (40.5 avg., 38.8 net) with three downed inside-the-20 and a long of 52...At New England, Oct. 8, punted seven times for 307 yards (43.9 gross, 40.9 net), three downed inside-the-20 and had a long of 55...At Houston, Oct. 15, punted three times for 126 yards (42.0 gross/net) with a long of 43...Vs. Jacksonville, Oct. 19, punted four times for 169 yards (42.3 gross, 42.0 net) with a career-long of 62, with two downed inside-the-20...At Indianapolis, Oct. 29, punted four times for 158 yards (39.5 gross, 37.8 net) and a season-best four downed inside-the-20...Vs. Chicago, Nov. 5, punted four times for 164 yards (41.0 avg. gross/net) and three punts downed inside-the-20...At Minnesota, Nov. 12, punted six times for 279 yards (46.5 gross, 41.2 net) with one downed inside-the-20...At Atlanta, Nov. 26, punted once for 46 yards (37.2 net)...Vs. Detroit, Dec. 3, punted four times for 180 yards (45.0 gross, 36.8 net)...Vs. Carolina, Dec. 10, punted five times for 200 yards (40.0 gross, 39.8 net) and three downed inside-the-20...Vs. N.Y. Giants, Dec. 17, punted four times for 167 yards (41.8 gross, 38.0 net) and two downed inside-the-20...At L.A. Rams, Dec. 21, Punted twice for 71 yards (35.5 gross/net) and one downed inside-the-20...At Tampa Bay, Dec. 31, punted six times for 268 yards (44.7 gross, 41.2 net) with a long of 51 and three downed inside-the-20...Vs. Atlanta, 1/7/24, punted four times for 183 yards (45.8 gross, 42.8 net) with a long of 50 and one punt downed inside-the-20. Hedley's 31 punts downed inside the 20-yard line gave him sole possession of second place in franchise history.

COLLEGE – Played in 47 games for the University of Miami (Fla.) from 2019-22 and punted 206 times for 9,315 yards with a 45.2 gross punting average and 77 inside the 20-yard line...Played in 12 games in 2022 and punted 46 times for 2,084 yards with 23 inside-the-20. In 13-12 win at Virginia, Oct. 29, dropped five punts inside-the-20...Earned All-ACC second-team honors in 2021 and selected semifinalist for Ray Guy Award honoring nation's top punter. Averaged 44.9 yards per punt on 47 punts with a long of 62. Totaled 11 punts of 50 yards or more. Dropped 19 punts inside opponents' 20-yard line. Had season-long punt of 62 yards against Virginia, Sept. 30...Delivered one of finest seasons ever by a Hurricanes punter in 2020. Named finalist for Ray Guy Award...Recognized with AP second-team All-America and second-team All-ACC. Named ACC Specialist of the Week twice. Ranked No. 2 in FBS in regular season in punting (47.3 yards per punt). Led Miami to FBS-leading net punting average during regular season. Saw action in all ten games and averaged 47.3 yards per punt and a long of

VETERANS


60. Had 19 punts of 50-or-more yards. Had only two touchbacks and landed 13 punts inside opponents' 20-yard line. Had 24 of his 46 punts fair caught. Connected on season-long 60-yard punt in home win over Pittsburgh, Oct. 17. Named ACC Specialist of the Week after performance against Panthers. Had best single-game punting average of season in win over Hokies (52.4), earning ACC Specialist of the Week. Landed three punts inside Hokies' 20-yard line... In 2019, averaged 43.9 yards per punt on 64 punts. Ranked No. 26 in FBS in punting. Had career-long 67-yard punt against Georgia Tech, Oct. 19. Punted seven times, including 67-yard punt, in win at Pittsburgh, Oct. 26. Punted five times for average of 45.8 in win at Florida State, Nov. 2, including 65-yard punt. Totaled career-high 11 punts in regular season finale at Duke, Nov. 30. Averaged 41.2 yards on nine punts in Walk-On's Independence Bowl against Louisiana Tech, Dec. 26...Redshirted in 2018 to preserve eligibility...Averaged 38.6 yards per punt on the season with long punt of 59 yards in 2017 at City College of San Francisco. Had eight punts downed inside-the-20 and seven punts fair caught over 10 games in 2017. Ran three times on fake punts for 75 yards, including long of 56 yards.

PERSONAL – Former semi-pro Australian Rules Football player from Mandurah, Australia, also working as a scaffolder in the Australian desert to support himself... On Martin Luther King Jr. Day, partnered with AmeriHealth Caritas Louisiana to distribute fresh produce to community members at Dillard University... In March, joined teammates Blake Grupe and Nick Saldiveri at Houma Junior High School for the grand opening of the school's new Fit Zone, which was donated by the team in partnership with United Healthcare.

LOU HEDLEY

Year	Team	Punting										Kickoffs			
		G	No	Yds	Avg	Ret	Yds	Net	TB	In 20	LG	Blk	KO	In EZ	TB
2023	New Orleans	17	75	3,224	43.0	29	163	39.7	4	31	62	0	0	0	0
NFL Totals		17	75	3,224	43.0	29	163	39.7	4	31	62	0	0	0	0

SINGLE-GAME HIGHS: Punts – 7 (2x), last at New England (10/8/23); Most Yards – 307, at New England (10/8/23); Gross Avg. – 48.2, vs. Tennessee (9/10/23); Net Avg. – 42.0, at Houston (10/15/23); Most Punts Inside the 20 – 4, at Indianapolis (10/29/23); Long Punt – 62, vs. Jacksonville (10/29/23).



JACK HEFLIN

95 | DL

HEIGHT: 6-3 • WEIGHT: 304
 COLLEGE: IOWA
 JOINED SAINTS: FA-23
 NFL EXPERIENCE: 2
 BORN: 3/8/98

NFL CAREER – Heflin has played in six career games with Green Bay (2021), the New York Giants (2022), and New Orleans (2023), making two assisted tackles.

VETERANS

In 2023, he spent 17 weeks on the Saints practice squad, appearing in one contest and recording one assisted tackle. After playing three years for Northern Illinois, the Prophetstown, Ill. native played a graduate transfer campaign for Iowa in 2020. Heflin will again compete for a spot along the New Orleans defensive line rotation in the preseason.

CAREER TRANSACTIONS – Signed by the New Orleans Saints to a reserve/future contract, 1/8/24; Elevated to New Orleans active roster (standard), 12/9/23; Signed to Saints practice squad, 8/30/23; Waived by the Saints, 8/29/23; Signed by New Orleans Saints, 5/16/23; Giants practice squad contract terminated, 1/10/23; Elevated to Giants active roster (standard), 1/7/23; Re-signed to Giants practice squad, 1/6/23; Giants practice squad contract terminated, 1/3/23; Signed to New York Giants practice squad, 12/15/22; Practice squad contract terminated by Packers, 12/13/22; Signed to Packers practice squad, 8/31/22; Waived by Packers, 8/30/22; Re-signed by Packers, 1/27/22; Released by Packers, 1/21/22; Signed by Green Bay Packers as an undrafted free agent, 5/14/21.

2023 – Played in and recorded one assisted tackle vs Carolina, Dec. 10, spending the other 17 weeks on team’s practice squad...An All-XFL selection for Houston Roughnecks in the spring, when he created 25 tackles, three stops for loss and a sack.

2022 – Played in regular season finale for Giants, at Philadelphia, 1/8/23 after being elevated from practice squad...Spent first three and a half months on Green Bay practice squad...Joined Giants practice squad, Dec. 15. **2021** – Played in four games for Green Bay as a reserve and logged one assisted tackle...Inactive for 12 contests and dressed but did not play in another...Made his NFL debut, playing four snaps on special teams at San Francisco, Sept. 26...Appeared on ten snaps and posted an assisted tackle at Kansas City, Nov. 7.

COLLEGE – Played his graduate season at Iowa (2020), starting all eight games at defensive tackle after spending three seasons at Northern Illinois (2017-19), where he appeared in 39 games with 29 starts...Recorded 21 tackles (13 solo), 3.5 tackles for a loss and a sack during lone season as a Hawkeye...Posted season-high seven tackles (four solo) and a half-stop for loss vs. Northwestern, Oct. 31...Brought down QB Will Levis for five-yard sack at Penn State, Nov. 21, his first as a Hawkeye...Started all 11 games he appeared in as a junior at Northern Illinois in 2019, earning first-team All-Mid-American Conference and honorable mention All-American recognition from Pro Football Focus. Received second-team All-MAC from league coaches. Selected as NIU’s Defensive Player of the Year by the team’s coaching staff. Served as one of the Huskies’ four permanent team captains throughout the season. Posted 31 tackles (14 solo), leading team with a career-high 8.5 stops for loss and three sacks. Also forced three fumbles, good for No. 2 in the MAC and tied for No. 16 in the nation...Racked up five tackles (three solo), a stop for a loss and a four-yard strip-sack that stalled a second quarter drive vs. Ball State, Oct. 5...Played in 14 games with five starts as sophomore, earning third-team All-MAC honors (league coaches). Finished the season with a career-high 33 tackles (19 solo), eight tackles for a loss (No. 4 on team), a career-high six sacks (No. 3) and a blocked kick. All of his sacks and tackles for a loss came during a six-game stretch in the second half of the season...Made his first start of the season vs. Toledo, Nov. 7, and set career-highs with 2.5 sacks and 3.5 tackles for loss, while matching his career-best of seven

VETERANS

tackles (five solo)...Started all 13 games as a redshirt freshman in 2018, recording eight tackles (six solo) and a tackles for a loss...Made his collegiate debut vs. Boston College, Sept. 1, starting at DT and logging an assisted tackle...Earned his degree in kinesiology.

PERSONAL - Received the Illinois High School Football Coaches Association All-State honors as a senior attending Prophetstown (Ill.) HS...Earned first-team All-Western Illinois as an offensive and defensive lineman as a junior and senior... Finished prep career with 249 tackles and eight forced fumbles...Competed for basketball team, earning first-team All-Area as a senior and sophomore...Also played baseball and was a member of track & field team...Visited day cares and elementary schools and packaged meals at food banks in college...Community work has carried over to the professional ranks, as he participated in team's Thanksgiving turkey giveaway at Dryades YMCA...Worked for Pittsley Realty Inc. in DeKalb, Ill., while in college...Showed beef cattle for JETTTT Farms, his family's business, while growing up...His sister, Erin, played lacrosse at Cornell College (Iowa)...Jackson Dean Heflin was born in Galesburg, Ill.

JACK HEFLIN

Year	Team	GP	CS	Tot	TACKLES				Yds	INTERCEPTIONS					FUMBLES		
					Solo	Asst	Sk			No	Yds	Lg	TD	PD	FF	FR	Yds
2021	Green Bay	4	0	1	0	1	0.0	0.0	0	0	-	0	0	0	0	0	0
2022	N.Y. Giants	1	0	0	0	0	0.0	0.0	0	0	-	0	0	0	0	0	0
2023	New Orleans	1	0	1	0	1	0.0	0.0	0	0	-	0	0	0	0	0	0
NFL Totals		6	0	2	0	2	0.0	0.0	0	0	-	0	0	0	0	0	0

SINGLE-GAME HIGHS: Tackles - 1 (2x), at Kansas City (11/7/21) and vs. Carolina (12/10/23); Solo Tackles - 0; Sacks - 0; Interceptions - 0; Passes Defensed - 0; Forced Fumbles - 0; Fumble Recoveries - 0; Special Teams Tackles - 0.



JUSTIN HERRON

77 | T

HEIGHT: 6-5 • WEIGHT: 290
 COLLEGE: WAKE FOREST
 JOINED SAINTS: FA-24
 NFL EXPERIENCE: 5
 BORN: 11/27/95

NFL CAREER - In four seasons between New England (2020-21) and Las Vegas (2022-23), Herron has appeared in 35 games with 11 starts, as well as one postseason start for the Patriots at left tackle.

CAREER TRANSACTIONS - Signed by New Orleans Saints, 4/30/24; Waived by Las Vegas, 12/27/23; Placed on Injured Reserve by Las Vegas, 10/7/22; Acquired by Las Vegas via trade from the Patriots in exchange for a 2024 sixth-round pick, 9/21/22; Activated by Patriots from Injured Reserve, 11/28/20; Placed on Injured Reserve by Patriots, 10/31/20; Signed four-year contract with Patriots, 5/7/20;

VETERANS

Selected by New England in the sixth round (195th overall) in the 2020 NFL Draft.

2023 – Played in six games with one start for Las Vegas...Started as an additional tackle in overtime win vs New York Jets, Nov. 12. **2022** – Acquired by the Raiders via trade ahead of the team’s Week Three contest and appeared in one game before being placed on Injured Reserve...Played on both offense and on special teams vs Denver, Oct. 2. **2021** – Appeared in a career-high 16 games with four starts, two at left tackle and two at right tackle...Made first start of the season at RT vs New Orleans, Sept. 26...Started at RT vs Tampa Bay, Oct. 3...Started at LT as part of an offense that rushed for 126 yards in win at Houston, Oct. 10...Started at LT and helped the offense rush for 120 yards vs Dallas, Oct. 17...Started at LT in first career postseason contest in AFC Wild Card Playoff loss at Buffalo in place of injured Isaiah Wynn, 1/15/22. **2020** – Appeared in 12 games with a career-best six starts, including four at left tackle for New England. Part of an offensive line that blocked for the fourth most rushing yards (2,346) and rushing yards per game (246.6) in the NFL...Missed four games after being placed on Injured Reserve (ankle), Oct. 31...Made his NFL debut vs Miami, Sept. 13...Made his first career start at RT at Kansas City and helped the offense run for 185 yards, Oct. 5...Made his first career start at LT vs Denver, Oct. 18...Started at LT at Miami, Dec. 20...Played and started at LT vs Buffalo, Dec. 28...Played and started at LT for an offense that rushed for 166 yards in season finale win vs New York Jets, 1/3/21.

COLLEGE CAREER – Herron spent six seasons at Wake Forest (2014-19) and set a school record with 51 career starts...As a senior in 2019, he was voted a team captain and started all 13 games at left tackle and earned third-team All-ACC honors. Returned from a 2018 season where he was sidelined for the season after tearing an ACL in a noncontact injury in the season opener against Tulane...Blocked for Wake Forest’s record-setting offense in 2017 that set school marks for total yards and points in a season while earning third team All-ACC honors...Graduated with a bachelor’s degree in communication and psychology.

PERSONAL – Attended Bullis (Potomac, Md.) School, where he played both offensive tackle and defensive line...A three-time All-Interstate Athletic Conference pick and named All-Montgomery County Gazette in 2012 and 2013, as well as the All-Sentinel team in 2012...Played the trumpet in the Jazz Ensemble and Concert Band at Bullis...Also participated in basketball and baseball...Father, Reggie and uncles, Larry and Keith Herron, all played basketball at Villanova...Born November 27, 1995 in Silver Spring, Md.

JUSTIN HERRON

Games Played/Started: New England – (2020, 12/6); (2021, 16/4); Las Vegas – (2022, 1/0); (2023, 6/1) NFL Totals: 35/11

POSTSEASON

Games Played/Started: New England – (2021, 1/1) NFL Totals: 1/1

VETERANS



TAYSON HILL

7 | QB

HEIGHT: 6-2 • WEIGHT: 221
COLLEGE: BRIGHAM YOUNG
JOINED SAINTS: WAI-17 (GB)
NFL EXPERIENCE: 8
BORN: 8/23/90

NFL CAREER – Claimed off of waivers from Green Bay at the conclusion of the 2017 preseason by the Saints, Hill has provided value to New Orleans in multiple spots on both offense and special teams over the past seven seasons. In 2023, Hill continued to excel in a hybrid role, taking snaps at quarterback, tight end and wide receiver positions as well as being a contributor on special teams. Starting seven of 16 contests he appeared in, Hill rushed 81 times for 401 yards and four touchdowns, had a career-best 33 receptions for 291 yards and three touchdowns, and completed 6-of-11 passes for 83 yards and one touchdown, while adding two special teams stops. Hill has 12 career touchdown passes, 27 rushing touchdowns and 12 career receiving scores, making him the first NFL player since Frank Gifford (1952-64) to reach double-digit totals in passing, rushing and receiving touchdowns. In addition to his statistics in reaching the end zone, Hill has carried 398 times for 2,159 yards (5.4 avg.), caught 76 passes for 756 yards, completed 191-of-298 passes (64.1 pct.) for 2,348 yards, returned 19 kickoffs for 447 yards and added 15 special teams stops and a blocked punt. Hill's 5.4 yards per carry average ranks second in franchise history.

CAREER TRANSACTIONS – Signed to a four-year contract extension by the New Orleans Saints, 11/22/21; Re-signed by the Saints (RFA) to a two-year contract extension, 4/26/20; Claimed by the Saints off waivers from the Green Bay Packers, 9/3/17; Waived by the Packers, 9/2/17; Signed by the Packers as an undrafted free agent, 5/5/17.

HONORS – **2022**: NFC Offensive Player of the Week (Week Five); Pro Football Journal first-team All-Pro (flex) **2018**: NFC Special Teams Player of the Week (Week 14).

2023 – Appeared in 16 games with seven starts on offense, appearing at QB, TE, WR and RB, and playing on special teams. Finished second on team in rushing, recording 81 carries for 401 yards and four touchdowns, had a career-best 33 receptions for 291 yards and three touchdowns, and completed 6-of-11 passes for 83 yards and a touchdown, adding two special teams stops. Tied for team lead with six total touchdowns...Vs. Tennessee, Sept. 10, rotated in at QB and special teams. Rushed three times for four yards and recorded a special teams stop...At Carolina, Sept. 18, started at WR and saw action at QB, RB, TE, and special teams. Finished game one-for-one passing for eight yards, had nine carries for 75 yards (8.3 avg.), and caught a pass for -1 yards...At Houston, Oct. 15, started at TE and appeared at QB, WR, and on special teams. Completed only passing attempt for four yards, rushed once for two yards and a caught career-best seven passes for 49 yards...Vs. Jacksonville, Oct. 19, started at WR and appeared on offense and special teams. Finished with five carries for 18

VETERANS

yards and a TD, his first of the season, and caught four passes for 50 yards...At Indianapolis, Oct. 29, started at TE and appeared at QB, WR, and on special teams. Had nine rushing attempts for a season-best and team-best 63 yards with a season-and-team best two rushing TDs. Also caught one pass for 14 yards, and went one-of-two passing for 44 yards, finding WR/RS Rashid Shaheed for a 44-yard completion to set up a touchdown. Hill's touchdown second quarter 20-yard touchdown run was the longest run on the season by a Saints rusher. Hill's two touchdown runs marked the sixth time he has had multiple touchdown rushes in a game, his first since 2021 (12/19/21 vs. N.Y. Jets) ...Vs. Chicago, Nov. 5, saw action at QB, WR, TE, and on special teams. Hill became the first player to have at least ten career rushing touchdowns, passing touchdowns and career receiving touchdowns since Gifford. Overall, Hill led New Orleans in rushing with 11 carries for 52 yards, had four receptions for 13 yards and tossed the three-yard go-ahead touchdown in the fourth quarter to TE Juwan Johnson. Hill's 20 receptions on the season are a career-high...At Atlanta, Nov. 26, rotated in at QB, TE, and saw action on special teams, handling the kick return duties in the second half in place of the injured Shaheed. Finished with two receptions for 55 yards, including a season-long 36-yard reception in the first half, and rushed seven times for 26 yards...Vs. Detroit, Dec. 3, appeared at QB, WR, TE, and on special teams. Finished 0-of-2 passing, had two catches for 15 yards, and rushed 13 times for a team-high 59 yards and a TD. Hill also recorded one coverage tackle. Now holds the club record for most rushing yards by a non-running back (2,073), surpassing QB Archie Manning, and his rushing touchdown moved him into a tie with RB Tony Galbreath (27) for sixth-most in franchise history...At Tampa Bay, Dec. 31, saw action at QB, TE and played on special teams, finishing one-of-two passing for 11 yards, two receptions for 30 yards and a TD, and rushed twice for one yard. Hill's TD reception in the second quarter was his third of the season... Vs. Atlanta, 1/7/24, started at TE and saw action at QB, WR and played on special teams. Finished with a team-high four receptions for 28 yards, and had six carries for 51 yards. Season finale was the fifth time Hill finished with 50 or more rushing yards on the season. **2022** – Played in 16 games with eight starts at multiple positions on offense, as well as contributing on special teams. Rushed 96 times for 575 yards (club-best 6.0 avg.) and team-high seven touchdowns, caught nine passes for 77 yards and two touchdowns and completed 13-of-19 throws (68.4 pct.) for 240 yards and two touchdown throws with a 146.3 passer rating...At Atlanta, Sept. 11, started at TE and saw time at QB and carried four times for a club-best 81 yards and a TD, including a 57-yard rush. Also had one catch for two yards...Vs. Seattle, Oct. 9, appeared at QB, TE and on special teams and finished with nine carries for a career-high 112 yards (club-record 12.4 avg.) and career-high three rushing touchdowns (including a career-long 60-yard rushing score), while completing lone pass for a 21-yard TD. Selected as NFC Offensive Player of the Week, as he joined RB/PR Reggie Bush as only the second player in franchise records to capture Conference Player of the Week honors in two different phases (Week 14 NFC Special Teams Player of the Week in 2018). Became first player since 1970 NFL-AFL merger to register a kick return, two rushing touchdowns and a passing touchdown in the same game, second player in franchise history with at least three rushing touchdowns and a passing touchdown in the same game and third player in NFL history to record at least 100 rushing yards, three rushing touchdowns and a TD pass in a single game...At Arizona, Oct. 20, started at TE and saw action at QB and on special teams and carried three times for nine yards, completing two-of-two passes for 48 yards and catching a three-yard TD...Vs. Las Vegas, Oct. 30, played on offense at QB, TE and on special teams and rushed ten times for 61 yards, completing only pass

VETERANS

for two yards and catching a pass for an 11-yard gain...Vs. L.A. Rams, Nov. 20, started at TE and appeared at QB and on special teams. Rushed nine times for a club-best 52 yards (5.8 avg.), caught one pass for eight yards and completed one-of-three passes for 14 yards...At Tampa Bay, Dec. 5, started at TE and played at QB and on special teams, rushing three times for ten yards, completing a pass for a 21-yard gain and catching two passes for 35 yards, including a 30-yard TD. Became first player in Super Bowl era with nine rushing touchdowns, nine receiving TDs and nine passing TDs...Vs. Atlanta, Dec. 18, started at TE and appeared at QB and on special teams, accounting for 110 total yards, including 2-of-2 passing for 80 yards with a 68-yard touchdown pass to Shaheed, also contributing 30 yards on seven carries...At Philadelphia, 1/1/23, carried 14 times for 46 yards with a TD, completing two-of-two passes for 24 yards and catching a pass for a ten-yard gain...Finished season with a club-best nine total touchdowns, tying his career-high first set in 2020. **2021** – Played in 12 games with nine starts on offense, opening five contests at QB and completed 78-of-134 passes for 978 yards with four touchdowns, carried 70 times for 374 yards (5.3 avg.) with five TDs, caught four passes for 52 yards and added one special teams stop...At New England, Sept. 26, started at TE and appeared at QB and on special teams and rushed six times for 32 yards (6.0 avg.) with one TD...Vs. N.Y. Giants, Oct. 3, started at WR and appeared at QB, TE and on special teams, rushing six times for 29 yards and two TDs, completing two-of-three passes for nine yards and an interception and two receptions for 26 yards. Made presence felt on the opening possession of second half, when he broke seven tackles from eight yards out for the score...Started at WR and appeared at TE and on special teams, catching a pass for an 11-yard gain before leaving in second quarter (concussion)... Missed next two games, returning vs. Atlanta, Nov. 7, where he went two-of-two passing for 33 yards and rushed once for four yards...Rotated at QB, WR and on special teams at Tennessee, Nov. 14, finishing two-of-two passing for 11 yards, carrying three times for 23 yards (7.7 avg.) and catching a pass for a 15-yard gain...Missed next two contests (plantar fascia) and returned for first start of season at QB vs. Dallas, Dec. 2. Completed 19-of-41 passes for 264 yards with two touchdowns and four interceptions. Also ran for 101 yards on 11 attempts (9.2 avg.)...Made his second start of season at QB at N.Y. Jets and helped Saints snap a five-game losing streak, completing 15-of-21 passes (71.4 pct.) for 175 yards, while rushing 11 times for 73 yards (6.6 avg.)...At Tampa Bay, Dec. 19, efficiently engineered 9-0 Sunday Night Football victory, completing 13-of-27 passes for 154 yards, carrying 11 times for 33 yards...After missing Week 16 contest vs. Miami due to COVID-19 protocols, returned to the lineup vs. Carolina, 1/2/22, completing 17-of-28 passes for 222 yards and one touchdown. Rushed 12 times for 45 yards...In season finale at Atlanta, 1/9/22, won his fourth consecutive start, when he completed seven-of-nine passes for 107 yards with a touchdown and carrying five times for 18 yards with a 153.2 rating before leaving in second quarter (foot). **2020** – Played in all 16 regular season games with eight starts, including four starts at quarterback and completed 88-of-121 passes (72.7 pct.) for 928 yards with four touchdowns and two interceptions, carried 87 times for 457 yards (5.3 avg.) with eight touchdowns and added eight grabs for 98 yards and one TD...In opener vs. Tampa Bay, Sept. 13, started at WR, finishing with 13 rushing yards on three attempts, 38 passing yards on sole passing attempt, and 14 yards on one reception...Oct. 12 vs. L.A. Chargers, appeared on offense and special teams, rushing three times for 13 yards with a fourth quarter nine-yard scoring touchdown to tie the score, also throwing an incomplete pass...Nov. 1 at Chicago, caught a critical 20-yard fourth quarter touchdown from Drew Brees, his first receiving score of 2020. Finished with two receptions for 30 yards and

VETERANS

carried five times for 35 yards...Nov. 8, at Tampa Bay, played on offense and special teams and rushed for 54 yards on seven attempts (7.7 avg.), passed for 48 yards on two-for-two passing, and added a 21-yard reception...Vs. San Francisco, Nov. 15, started at TE and recorded 45 rushing yards on career-high eight carries...Nov. 22, vs. Atlanta, made his first career start at QB, in place of an injured Brees. Completed 18-of-23 passes (78.3 pct.) for 233 yards, also carrying ten times for a game-high 51 yards with two rushing TDs and a 108.9 passer rating, joining Daunte Culpepper as only the second player in the Super Bowl era with 40+ rush yards & 2+ rush TDs in his first QB start...At Denver, Nov. 29, started and completed 9-of-16 passes for 78 yards, carried ten times for 44 yards and scored two TDs...Dec. 6, at Atlanta, started at QB and completed 27-of-37 passes for 232 yards with the first two touchdown passes of his career and a 107.0 passer rating, carrying 14 times for 83 yards (5.9 avg.). Became first Saint to win his first three career starts at QB...Dec. 13, at Philadelphia, started at QB and completed 28-of-38 passes (73.6 pct.) for 291 yards with two touchdowns and a 102.0 passer rating while carrying five times for 31 yards...Dec. 20 vs. Kansas City, rushed for his sixth touchdown of the season on a one-yard run with 10:24 left in second quarter. Finished with three yards on two carries...Dec. 25 vs. Minnesota, rushed for 18 yards on five carries with one TD, passed for eight yards on two-for-two passing, and caught one pass for 19 yards, marking the third game of season he recorded positive yardage in all three categories...1/3/21, at Carolina, rushed for 41 yards on seven attempts and one touchdown in regular season finale, moving his final season totals to 87 carries for 457 yards and eight rushing TDs. Added a five-yard reception. **2019** - Played in all 16 regular season games with five starts, contributing on both offense and special teams...Carried 27 times for 156 yards (5.8 avg.) with one touchdown, caught 19 passes for 236 yards (12.4 avg.) and six TDs, completed three-of-five passes for 55 yards, returned a kickoff for 12 yards and made two special teams stops...Started NFC Wild Card Playoff vs. Minnesota on offense 1/5/20, and carried four times for 50 yards (10.3 avg.), caught two passes for 25 yards (12.5 avg.) with a TD, completed a 50-yard pass and made a special teams stop...In opener vs. Houston, Sept. 9, scored first career regular season touchdown, catching a nine-yard pass and rushing twice for eight yards...Carried twice for 16 yards, including an 18-yard rush, in win vs. Dallas, Sept. 29...Started at WR vs. Tampa Bay, Oct. 6. Finished with two carries for 16 yards and completed first pass attempt of 2019, an 18-yard throw with 12:53 left in second quarter, extending a nine-play, 75-yard TD drive...At Jacksonville, Oct. 13, played on offense and special teams, rushing for the Saints' longest play on the ground (19-yard carry). Finished with three carries for 37 yards (12.3 avg.)...At Chicago, Oct. 20, played on offense and on special teams, catching his second touchdown of season, a four-yard completion from Teddy Bridgewater. Carried twice for 23 yards, including a 21-yard long...Vs. Arizona, Oct. 27, finished with three receptions for 63 yards (21.0 avg.) and one touchdown, including the Saints' longest gain, a 36-yard fourth quarter reception from Brees...Vs. Atlanta, Nov. 10, finished with a 17-yard completion to WR Michael Thomas, a three-yard reception from Brees and an 11-yard rush...On Thanksgiving night at Atlanta, Nov. 28, deflected Atlanta's first punt, adding two carries for 33 yards and a touchdown and two receptions for 12 yards and a touchdown...Vs. Indianapolis, Dec. 16, started at TE and recorded first touchdown reception of game, finishing with two grabs for 42 yards and two carries for one yard...Started at FB at Tennessee, Dec. 22, catching two passes for 21 yards, carrying twice for 11 yards, completing a 20-yard pass to Thomas where he tied the NFL single-season receptions record and added two special teams stops...In regular season finale at Carolina, Dec. 29, started in two-TE set, carried once for four

VETERANS

yards and caught a career-long 45-yard TD. **2018** – Played in all 16 regular season games and carried 37 times for 196 yards with two touchdowns, caught five passes, completed three-of-seven throws for 64 yards, returned 14 kickoffs for 348 yards (24.9 avg.), posted six special teams stops and blocked a punt...At Atlanta, Sept. 23, rushed three times for 39 yards (13.0 avg.), including the Saints' longest rush (35 yards), returning three kickoffs for 64 yards and one coverage stop...At N.Y. Giants, Sept. 30, carried four times for 28 yards (7.0 avg.), completed one-of-two passes for ten yards, caught a pass for -4 yards and returned a kickoff 16 yards...Vs. Washington, Oct. 8, carried five times for 23 yards, scoring first career TD on a third quarter one-yard run and returned two kickoffs for 43 yards...at Baltimore, Oct. 21, played on offense and special teams, carrying six times for 35 yards and making two coverage stops. Converted a fake punt for a first down on a direct snap, rushing up the middle for a four-yard gain... At Minnesota, Oct. 28, started as jumbo TE and connected with Thomas on a 44-yard completion on the opening drive. Had a five-yard reception, carried three times for -2 yards and returned two kickoffs for 50 yards...Vs. L.A. Rams, Nov. 4, played on both offense and special teams, carrying twice for ten yards and returning two kickoffs for 49 yards (24.5 avg.)...At Cincinnati, Nov. 11, started as jumbo TE, carrying four times for 24 yards and catching a pass for no gain...Vs. Philadelphia, Nov. 18, started at WR and played on special teams, carrying three times for four yards, completing one-of-two passes for one yard and fielding a punt...vs. Atlanta, Nov. 22, carried twice for 13 yards and returning a kickoff 32 yards...At Tampa Bay, Dec. 9, helped New Orleans clinch their second straight NFC South title, as he blocked a punt midway through the third quarter, setting up the offense with their best field position at the Buccaneers 30-yard line. Named NFC Special Teams Player of the Week...At Carolina, Dec. 17, carried once for 17 yards and recording an assisted coverage tackle...Threw first quarter interception vs. Pittsburgh, Dec. 23...vs. Carolina, Dec. 30, started in two-TE set and played on special teams, carrying three times for 11 yards with a nine-yard touchdown and catching one pass for a gain of three yards...In two postseason contests, carried three times for eight yards, caught a two-yard touchdown, threw an incomplete pass and had one special teams tackle...In NFC Divisional Playoff win vs. Philadelphia, 1/13/19, carried twice for eight yards, including a second quarter four-yard rush on a successful fake punt attempt. Added an assisted special teams stop...In NFC Championship vs. L.A. Rams, 1/20/19, carried once for no gain, caught a two-yard touchdown and threw an incomplete pass. **2017** – After being claimed off waivers from the Packers at the conclusion of the preseason, served as the club's third quarterback and saw his playing debut on special teams in the last five games, where he recorded four tackles. Played on special teams in both postseason games...In preseason for Green Bay, completed 14-of-20 passes (70.0 pct.) for 149 yards with two touchdowns, zero interceptions and a 124.8 rating.

COLLEGE – Started 33 of 37 games played in five seasons at BYU, finishing with 23 wins as starter. Finished his career with 6,929 yards and 43 touchdown passes on 609-of-1,047 passing. Added 2,815 rushing yards and 32 touchdowns on 534 attempts. Finished fifth in school annals and first among signal-callers in rushing yards and posted nine 100-yard games...Started all 12 games he played in as a senior, finishing with 222 completions on 372 attempts for 2,323 yards, 12 TDs. Carried 137 times for 603 yards (4.4 avg.) and eight TDs...Started one game in 2015 before suffering season-ending foot injury and awarded medical redshirt. Suffered injury on first drive of second quarter at Nebraska (September 5) on a 21-yard touchdown run and missed next three plays, but returned to throw a TD

VETERANS

and played until early in fourth quarter. Finished the game with 21 completions on 34 attempts (61.8 pct.) for 268 yards and one TD, adding 72 rushing yards and two TDs on nine carries...Started five games as a junior in 2014, suffering a season-ending leg injury in the fifth game. Finished with 975 yards and seven TDs on 88-of-132 passing (66.7 pct.). Contributed on the ground with 460 yards rushing and eight TDs on 87 attempts (5.3 avg.)...Started all 13 games as a sophomore in 2013 in his first full season as a starter, throwing for 2,938 yards and 19 TDs on 236-of-438 passing with 14 interceptions. Ran for a career-high 1,344 yards and ten TDs on 246 attempts (5.5 avg.), including six 100-yard rushing games...Appeared in six games with two starts as a true freshman in 2012 before suffering a season-ending knee injury. Completed 42-of-71 passes (59.2 pct.) for 425 yards, four TDs and two interceptions in limited action. Ran for 336 yards and four touchdowns on 55 attempts (6.1 avg.)...Participated in two-year Mormon mission to Sydney, Australia...Earned a bachelor's degree in finance.

PERSONAL – Attended Highland (Pocatello, Idaho) HS, where he played QB, P and K and lettered three years in basketball and track & field, competing in the 200, 4x100 relay, 4x200 relay and long jump...Brother-in-law, David Nixon, played LB for the Oakland Raiders (2009), Houston Texans (2010) and St. Louis Rams (2010-11)...Older brother, Jordan, played DT at Arizona State (2003-06)...Late older brother, Dexter, played QB at Scottsdale Community College, Northern Iowa and Dixie State...Older sister, Celeste, played basketball at Western Wyoming Community College...In 2022, volunteered both with donations of goods and services and mentoring with the Youth Empowerment project (YEP)...For the NFL's "My Cause My Cleats" promotion, in 2021 wore cleats supporting the New Orleans Women and Children's Shelter and in 2022 they supported Ochsner Hospital for Children Child Life Center...Taysom Shawn Hill was born on Aug. 23, 1990 in Pocatello, Idaho.

TAYSON HILL

Year	Team	GP	GS	PASSING										Rating
				Att	Cmp	Pct	Yds	Yds/Att	TD	Int	Lg	Sk	Lst	
2017	New Orleans	5	0	0	0	0.0	0	0.0	0	0	-	0	0	0.0
2018	New Orleans	16	4	7	3	42.9	64	9.1	0	1	44	1	3	36.3
2019	New Orleans	16	5	6	3	60.0	55	9.2	0	0	20	1	9	81.9
2020	New Orleans	16	8	121	88	72.7	928	7.7	4	2	44	14	87	98.8
2021	New Orleans	12	9	134	78	58.2	978	7.3	4	5	70t	9	64	75.4
2022	New Orleans	16	8	19	13	68.4	240	12.6	2	0	68t	2	14	146.3
2023	New Orleans	16	7	11	6	54.5	83	7.5	1	0	44	2	4	109.3
NFL Totals		97	41	298	191	64.1	2,348	7.9	11	8	70t	29	181	89.4

Year	Team	GP	GS	RECEIVING						RUSHING				
				No	Yds	Avg	Lg	TD	Att	Yds	Avg	Lg	TD	
2017	New Orleans	5	0	0	0	-	-	0	0	0	-	-	0	
2018	New Orleans	16	4	3	4	1.3	5	0	37	196	5.3	35	2	
2019	New Orleans	16	5	19	234	12.3	45t	6	27	176	5.8	30t	1	
2020	New Orleans	16	8	8	98	12.3	21	1	87	457	5.3	43	8	
2021	New Orleans	12	9	4	52	13.0	15	0	70	374	5.3	44t	5	
2022	New Orleans	16	8	9	77	8.6	30t	2	96	575	6.0	60t	7	
2023	New Orleans	16	7	33	291	8.8	36	2	81	401	5.0	27	4	
NFL Totals		97	41	76	756	9.9	45t	11	398	2,159	5.4	60t	27	

VETERANS

TAYSON HILL

KICKOFF RETURNS

Year	Team	No	Yds	Avg	Lg	TD	No	FC	Yds	Avg	Lg	TD
2018	New Orleans	14	348	24.9	47	0	1	0	0	0.0	0	0
2019	New Orleans	1	12	12.0	12	0	0	0	0	-	-	0
2022	New Orleans	3	69	23.0	26	0	0	0	0	-	-	0
2023	New Orleans	1	18	18.0	18	0	0	0	0	-	-	0
NFL Totals		19	447	23.5	47	0	1	0	0	0.0	0	0

PUNT RETURNS

ADDITIONAL STATISTICS: Special Teams Tackles – (2017, 4); (2018, 6); (2019, 2); (2021, 1); (2023, 2) **Total: 15; Blocked Punts** – (2018, 1) **Total: 1.**

SINGLE-GAME HIGHS: Attempts – 41, vs. Dallas (12/2/21); **Completions** – 28, at Philadelphia (12/13/20); **Passing Yards** – 291, at Philadelphia (12/13/20); **Long Completion** – 70t, vs. Dallas (12/2/21); **Passing TDs** – 2 (3x), at Atlanta (12/6/20), at Philadelphia (12/13/20) and vs. Dallas (12/2/21); **Interceptions** – 4, vs. Dallas (12/2/21); **Receptions** – 7, at Houston (10/15/23); **Receiving Yards** – 63, vs. Arizona (10/27/19); **Long Reception** – 45t, at Carolina (12/29/19); **Receiving TDs** – 1 (11x), last vs. Chicago (11/5/23); **Rushes** – 14, at Atlanta (12/6/20); **Rushing Yards** – 112, vs. Seattle (10/9/22); **Long Rush** – 60t, vs. Seattle (10/9/22); **Rushing TDs** – 3, vs. Seattle (10/9/22); **Kickoff Returns** – 3 (2x), at Atlanta (9/23/18) and vs. Seattle (10/9/22); **Kickoff Return Yards** – 69, vs. Seattle (10/9/22); **Long Kickoff Return** – 47, vs. Cleveland (10/6/18); **Special Teams Tackles** – 2 (2x), last at Baltimore (10/21/18); **Blocked Punts** – 1, at Tampa Bay (12/9/18).

POSTSEASON

Year	Team	PASSING											Rating		
		GP	GS	Att	Cmp	Pct	Yds	Yds/Att	TD	Int	Lg	Sk		Lst	
2017	New Orleans	2	0	0	0	0.0	0	-	0	0	-	0	0	0	0.0
2018	New Orleans	2	0	1	0	0.0	0	0.0	0	0	0	0	0	0	39.6
2019	New Orleans	1	1	1	1	100.0	50	50.0	0	0	50	0	0	0	118.8
2020	New Orleans	1	1	0	0	0.0	0	-	0	0	-	1	3	0.0	
NFL Totals		6	2	2	1	50.0	50	25.0	0	0	50	1	3	95.8	

Year	Team	RECEIVING						RUSHING					
		GP	GS	No	Yds	Avg	Lg	TD	Att	Yds	Avg	Lg	TD
2017	New Orleans	2	0	0	0	-	-	0	0	0	-	-	0
2018	New Orleans	2	0	1	2	2.0	2t	1	3	8	2.7	4	0
2019	New Orleans	1	1	2	25	12.5	20t	1	4	50	12.5	28	0
2020	New Orleans	1	1	2	5	2.5	5	0	4	15	3.8	10	0
NFL Totals		6	2	5	32	6.4	20t	2	11	73	6.6	28	0

ADDITIONAL POSTSEASON STATISTICS: Special Teams Tackles – (2018, 1); (2019, 1) **Total: 2.**

POSTSEASON SINGLE-GAME HIGHS: Attempts – 1 (2x), vs. L.A. Rams (1/20/19) and vs. Minnesota (1/5/20); **Completions** – 50, vs. Minnesota (1/5/20); **Passing Yards** – 50, vs. Minnesota (1/5/20); **Long Completion** – 50 vs. Minnesota (1/5/20); **Receptions** – 2 (2x), vs. Minnesota (1/5/20) and vs. Chicago (1/10/21); **Receiving Yards** – 25, vs. Minnesota (1/5/19); **Long Reception** – 20t, vs. Minnesota (1/5/20); **Receiving TDs** – 1 (2x), vs. L.A. Rams (1/20/19) and vs. Minnesota (1/5/20); **Rushes** – 4 (2x), vs. Minnesota (1/5/20) and vs. Chicago (1/10/21); **Rushing Yards** – 50, vs. Minnesota (1/5/20); **Long Rush** – 28, vs. Minnesota (1/5/20); **Rushing TDs** – 0; **Special Teams Tackles** – 1 (2x), vs. Philadelphia (1/13/19) and vs. Minnesota (1/5/20).

VETERANS



JESPER HORSTED

88 | TE

HEIGHT: 6-3 • WEIGHT: 237
COLLEGE: PRINCETON
JOINED SAINTS: UFA-24 (LV)
NFL EXPERIENCE: 5
BORN: 2/27/97

NFL CAREER – Originally signed by Chicago as an undrafted free agent in 2019 out of Princeton, this converted college wideout has contributed for the Bears (2019-21) and Las Vegas Raiders (2022-23) in the passing game and on special teams. He has played in 41 games with one start, recording 14 receptions for 131 yards, ten coverage stops and one special teams forced fumble. After recording four special teams tackles and catching one pass for a four-yard gain for Las Vegas in 2023, Horsted signed with New Orleans at the conclusion of the 2024 offseason to compete on offense and in the kicking game for snaps.

CAREER TRANSACTIONS – Signed by New Orleans (UFA-LV), 6/14/24; Placed by Las Vegas on Injured Reserve, 12/27/23; Signed by Las Vegas to a one-year contract extension, 3/10/23; Signed by Las Vegas to a one-year contract, 6/7/22; Waived/Injured by Chicago, 5/13/22; Re-signed by Chicago (ERFA) to a one-year contract, 4/4/22; Placed by Bears on Injured Reserve, 1/5/22; Placed by Bears on Reserve/COVID-19, 12/21/21; Signed by Chicago to a reserve/future contract, 1/21/21; Signed by Chicago to practice squad, 9/7/20; Waived by Chicago, 9/5/20; Signed by Bears to active roster, 11/20/19; Signed to Chicago practice squad, 9/1/19; Waived by Chicago, 8/31/19; Signed by Chicago Bears an undrafted free agent, 5/13/19.

2023 - Played in 13 games in final season in Las Vegas and recorded a four-yard reception and four special teams stops. Posted one assisted special teams stop in opener at Denver, Sept. 10...Finished with one assisted coverage tackle in win vs. N.Y. Giants, Nov. 5...Recorded one assisted special teams tackle in 63-21 win vs. L.A. Chargers, Dec. 14. **2022** –Appeared in 15 contests in his first season with Raiders and posted three catches for 19 yards, four special teams tackles and one coverage forced fumble...Oct. 10, at Kansas City, recorded a season-high three catches for 19 yards...Nov. 20, at Denver, recorded one tackle and a forced fumble on special teams. **2021** – Played in seven games and totaled two catches for 21 yards and two TDs in final season in Chicago. Both of his catches went for scores...Oct. 10, at Las Vegas, had a second quarter two-yard TD reception to give Bears a 7-3 lead...Dec. 20, vs. Minnesota, had a 19-yard TD reception, a leaping effort from QB Justin Fields as regulation expired. **2020** – Spent the 2020 season on the Bears' practice squad. **2019** – Played in six games with one start as a rookie for Chicago. Totaled eight receptions for 87 yards with one TD and one special teams tackle...Promoted to the active roster from the practice squad in Week 12...Nov. 24, vs. N.Y. Giants, made

VETERANS

NFL debut and recorded first-career catch for four yards...Nov. 28, at Detroit, caught an over-the-shoulder pass for an 18-yard TD, marking his first-career score...Dec. 5, vs. Dallas, set career-highs with four receptions for 36 yards.

COLLEGE – Played four years at Princeton as a wide receiver, finishing collegiate career as the program’s all-time leader in receptions (196) and receiving touchdowns (28)...Named a semifinalist for the William Campbell Scholar-Athlete Trophy...Earned first-team All-Ivy League honors as a senior after catching 72 passes for 1,047 yards and 13 touchdowns...Part of the highest-scoring offense in Ivy League history. Led Princeton to its first perfect season since 1964 and its second Ivy League title in three years. Also rushed for two TDs and led the Ivy League with 15 total TDs...As a junior, earned unanimous All-Ivy League honors. Broke Princeton’s single-season records for receptions (92) and receiving TDs (14). Led the Ivy League in receptions, receiving yards (1,226) and receiving TDs... Also played centerfield and served as leadoff hitter for the Princeton baseball team, helping Tigers to an Ivy League championship in 2015...Graduated with a bachelor’s degree in sociology.

PERSONAL – Attended Roseville (Minn.) Area HS...Named 2015 Minnesota High School Athlete of the Year by the St. Paul Pioneer Press...Holds the Minnesota state single-game record for receptions (19), setting the record during the 2013 state playoffs...Earned first-team All-State, All-Metro and All-Conference honors...As senior, totaled 82 catches for 1,484 yards (18.1 avg.) and 19 TDs... Led team to conference title and to state quarterfinals...Captain in football and baseball...Batted .596 as junior on baseball team, ranking second in the state... Earned All-Conference honors in basketball...Academic All-State.

JESPER HORSTED

Year	Team	GP	GS	RECEIVING				
				No	Yds	Avg	Lg	TD
2019	Chicago	6	1	8	87	10.9	20	1
2021	Chicago	7	0	2	21	10.5	19t	2
2022	Las Vegas	15	0	3	19	6.3	9	0
2023	Las Vegas	13	0	1	4	4.0	4	0
NFL Totals		41	1	14	131	9.4	20	3

ADDITIONAL STATISTICS: Special Teams Forced Fumbles – One in 2022; Special Teams Tackles – (2019, 1); (2021, 1); (2022, 4); (2023, 4) Total: 10.

SINGLE-GAME HIGHS: Receptions – 4, vs. Dallas (12/5/19); Receiving Yards – 36, vs. Dallas (12/5/19); Long Reception – 20, vs. Kansas City (12/22/19); Receiving TDs – 1 (3x), last vs. Minnesota (12/20/21); Special Teams Forced Fumbles – 1, at Denver (11/20/22); Special Teams Tackles – 1 (10x), last vs. L.A. Chargers (12/14/23).

VETERANS



ZANDER HORVATH

40 | FB

HEIGHT: 6-3 • WEIGHT: 230

COLLEGE: PURDUE

JOINED SAINTS: FA-24

NFL EXPERIENCE: 2

BORN: 12/10/98

NFL CAREER – Signed at the start of the 2024 offseason, Horvath is looking to display his athleticism on offense in both the running and passing game and on special teams in hopes of earning a roster spot. A seventh round draft pick of the Los Angeles Chargers out of Purdue in 2022, Horvath spent 2023 on the Chargers and Steelers practice squads after serving as Los Angeles' lead blocker as a rookie.

CAREER TRANSACTIONS – Signed by New Orleans Saints, 3/7/24; Practice squad contract terminated by Los Angeles Chargers, 12/1/23; Signed to Chargers practice squad, 11/22/23; Practice squad contract terminated by Pittsburgh Steelers, 10/9/23; Signed to practice squad by Pittsburgh, 9/2/23; Waived by Chargers, 8/30/23; Signed to a four-year contract by Chargers, 5/13/22; Selected by Chargers in the seventh round (260th overall) of the 2022 NFL Draft.

HONORS – 2022: Pro Football Journal first-team All-Rookie (FB/HB).

2023 - After spending the preseason with the Chargers, had a five-week stint on the Steelers practice squad and returned to the Los Angeles practice roster for one week. **2022** – Appeared in each of the first 15 games of his career and made two starts for Chargers. Ran four times for eight yards and caught five passes for eight yards, including two touchdowns. Caught a TD in each of his first two games, both from one yard out, to become just the fourth seventh-round draft choice to catch two TDs within their first two career contests. A Pro Football Journal first-team All-Rookie selection (FB/HB)...Vs. Las Vegas, Sept. 11, totaled two catches for six yards (3.0 avg.) with a long of five yards and a second quarter one-yard TD. Capitalized on the defense's takeaway in the second quarter by ending the ensuing drive with a TD, helping Bolts take a 10-3 lead into halftime. Also contributed on special teams...At Kansas City, Sept. 15, hauled in his second receiving score in as many weeks, scoring from one yard out to help Chargers take an early 10-0 lead. Also contributed on special teams...Vs. Jacksonville, Sept. 25, contributed on offense and special teams, playing in 16 snaps, while adding a tackle in punt coverage... At Cleveland, Oct. 9, tallied two rushes for three yards. Played in ten snaps on offense, while adding 15 snaps on special teams...Vs. Denver, Oct. 17, Started for the first time of his career. Caught a pass. Appeared in 17 snaps on offense, as well as 19 on special teams...At San Francisco, Nov. 13, caught a one-yard pass, also contributing on special teams...Vs. Kansas City, Nov. 20, started and had a three-yard carry on the goal line to give the offense a first down, setting up a rushing TD...At Jacksonville in AFC Wild Card Playoff,

VETERANS

1/14/23, appeared in 19 snaps special teams snaps.

COLLEGE – Played four seasons (2018-21) at Purdue, appearing in 38 career games and totaled 1,181 rushing yards and eight TDs on 268 carries (4.4 avg.). Added 68 receptions for 592 yards (8.7 avg.) and a TD grab...Earned third-team All-Big Ten in 2020 after leading team with 442 rushing yards and two TDs on 89 attempts (5.0 avg.)...Helped Purdue win the 2021 Music City Bowl over Tennessee by totaling 58 yards on 17 carries (3.4 avg.) and hauling in catches for 21 yards (10.5 avg.)...Graduated with a construction management degree.

PERSONAL – Attended Marian (Mishawaka, Ind.) HS...Rushed for 3,373 yards and 50 touchdowns during two high school career...Broke every rushing and scoring record in school history...Honored with Indiana All-State, Academic All-State, and *USA Today* Midwest Regional All-American selections...Northern Indiana Conference MVP and WSBT 22 Burger King Student Athlete of the Year as senior...Served three internships with Gaylor Electric out of their Indianapolis headquarters...Last name pronounced HOR-voth...Given name is Alexander John Horvath.

ZANDER HORVATH

		RUSHING							RECEIVING				
Year	Team	GP	GS	Att	Yds	Avg	Lg	TD	No	Yds	Avg	Lg	TD
2022	L.A. Chargers	15	2	4	8	2.0	3	0	5	8	1.6	5	2
NFL Totals		15	2	4	8	2.0	3	0	5	5	1.6	5	2
ADDITIONAL STATISTICS: Special Teams Tackles – (2022, 1); Total: 1.													
SINGLE-GAME HIGHS: Rushes – 2, at Cleveland (10/9/22); Rushing Yards – 3 (2x), at Cleveland (10/9/22) and vs. Kansas City (11/20/22); Long Rush – 3 (2x), at Cleveland (10/9/22) and vs. Kansas City (11/20/22); Receptions – 2, vs. Las Vegas (9/11/22); Receiving Yards – 6, vs. Las Vegas (9/11/22); Long Reception – 5, vs. Las Vegas (9/11/22); Receiving TDs – 1 (2x), last at Kansas City (9/15/22); Special Teams Tackles – 1, vs. Jacksonville (9/25/22).													
		RUSHING							RECEIVING				
Year	Team	GP	GS	Att	Yds	Avg	Lg	TD	No	Yds	Avg	Lg	TD
2022	L.A. Chargers	1	0	0	0	-	-	0	0	0	-	-	0
NFL Totals		1	0	0	0	-	0	0	0	0	-	-	0



JORDAN HOWDEN

31 | DB

HEIGHT: 6-0 • WEIGHT: 209

COLLEGE: MINNESOTA

JOINED SAINTS: D5-23

NFL EXPERIENCE: 2

BORN: 5/14/00

NFL CAREER – After being selected with the 146th overall pick in the fifth round of the 2023 NFL Draft out of Minnesota, Jordan Howden provided the New Orleans defense with quality depth in the secondary and on special teams. The 6-foot, 209-pound defender stepped in early in his rookie season and gave the Black and Gold defense quality reps at the safety position. The Southern California native appeared in 16 games in his rookie campaign with seven starts, finishing with 43 tackles (23 solo), one sack, five passes defended, and a forced fumble. Heading into his second season, Howden is expected to compete for snaps at safety and provide quality special teams play.

CAREER TRANSACTIONS – Signed to a four-year contract, 5/12/23; Selected in the fifth round (146th overall) of the 2023 NFL Draft.

2023 – Appeared in 16 games in his rookie campaign with seven starts, finishing with 43 tackles (23 solo), a sack, five pass breakups, and one forced fumble...At Green Bay, Sept. 24, made first career start at SS. Recorded four tackles (one solo)...At New England, Oct. 8, started at SS and also played on special teams, finishing with a solo tackle and a season-high two passes defended, including one to set up an interception in a 34-0 shutout win, giving up only 111 net passing yards...At Indianapolis, Oct. 29, started at SS and appeared on special teams. Finished with eight tackles (four solo) and one pass breakup...Vs. Detroit, Dec. 3, started at SS and played on special teams, finishing with four tackles (three solo)...Vs. Carolina, Dec. 10, started at SS and played on special teams, finishing with a season-high ten tackles (seven solo), one pass breakup, and recorded his first career sack and forced fumble...Vs. N.Y. Giants, Dec. 17, started at SS and played on special teams, recording four tackles (three solo)...At L.A. Rams, Dec. 21, started at SS and played on special teams, finishing with six tackles (two solo) and one pass breakup.

COLLEGE – Played collegiately at Minnesota and started 49-of-58 games during his career with totals of 240 tackles (168 solo), 5.5 stops for loss, 20 passes defended and four interceptions...Started all 13 games in 2022, recording 58 tackles (40 solo), 3.5 stops for loss, five passes defended and two interceptions and earned All-Big Ten Honorable Mention honors (media)...Started all 12 games in 2021 he played in and recorded 43 tackles, 1.5 stops for loss and five passes defended...In 2020, started all seven games during COVID-19 pandemic shortened season. Had 37 tackles and a pass defense...In 2019, played in all 13 games with 12 starts and tallied 57 tackles (40 solo), six passes defended and an interception...In 2018, played in 13 games with five starts and recorded 45 tackles (28 solo), three passes defended and one interception.

VETERANS

PERSONAL – Attended Desert Pines (Las Vegas, Nev.) HS his senior year where he helped lead the Jaguars to a state championship, 10-2 overall record and a 5-0 mark in league play. Notched 45 tackles and three interceptions while earning All-Conference honors senior season. Also lettered in track where he excelled as a senior. Won the NIAA 3A State Championship in the long jump (21-05.00) and was on the relay teams that took first in the 4x100 (42.70) and 4x200 (1:28.87). Placed fourth in state meet in the 100 meters (11.21)...Played junior season at Vista Murrieta (Murrieta, Calif.) HS, where he had 29 tackles, three sacks and seven passes defended...Father, Ramsese Howden, played cornerback at Grambling State...Cousin, Saladin Martin, played CB at San Diego State and with the New York Jets (1980) and San Francisco 49ers (1981)...In the offseason, teamed up with Rebuilding Together New Orleans and helped to make home repairs for a local community member, including installing a remote controlled generator donated by DuroMax.

JORDAN HOWDEN

Year	Team	GP	GS	Tot	TACKLES			Yds	INTERCEPTIONS					FUMBLES		
					Solo	Asst	Sk		No	Yds	Lg	TD	PD	FF	FR	Yds
2023	New Orleans	16	7	43	23	20	1.0	12.0	0	0	-	0	5	1	0	0
NFL Totals		16	7	43	23	20	1.0	12.0	0	0	-	0	5	1	0	0

SINGLE-GAME HIGHS: Tackles – 10, vs. Carolina (12/10/23); Solo Tackles – 7, vs. Carolina (12/10/23); Sacks – 1, vs. Carolina (12/10/23); Passes Defended – 2, at New England (10/8/23); Forced Fumbles – 1, vs. Carolina (12/10/23).



KHALEKE HUDSON

47 | LB

HEIGHT: 6-0 • WEIGHT: 220

COLLEGE: MICHIGAN

JOINED SAINTS: UFA-24 (WAS)

NFL EXPERIENCE: 5

BORN: 12/6/97

NFL CAREER – Originally selected by the Washington Commanders in the fifth round (162nd overall) in the 2020 NFL Draft out of Michigan, Hudson enters his fifth season in the league and first with New Orleans. In four campaigns with Washington, Hudson appeared in 58 regular season contests with 12 starts, recording 90 tackles (51 solo), seven stops for loss, one sack, two passes defended and 18 special teams tackles.

CAREER TRANSACTIONS – Agreed to terms on a one-year contract (UFA-Was.) with the New Orleans Saints, 4/4/24; Re-signed to a one-year contract extension with Washington, 3/13/23; Signed to Commanders active roster, 10/21/22; Elevated to Commanders active roster (standard), 10/13/22. Elevated to Commanders active roster (standard), 10/8/22; Signed to Commanders practice squad, 8/31/22; Waived by Washington, 8/30/22; Placed by Washington on Injured Reserve,

VETERANS

12/7/21; Signed by Washington to a four-year contract, 7/23/20; Selected by Washington in the fifth round (162nd overall) of the 2020 NFL Draft.

2023 – Played in 17 games with a career-high eight starts in final season in Washington, tallying a career-best 71 tackles (42 solo), five stops for loss, one sack, two passes defended and three special teams stops. Led the NFL with 52 tackles the last four weeks of the campaign while recording double digit performances in each contest...Made first start of the season at N.Y. Giants, Oct. 22, adding two solo stops, one sack for a three-yard loss and one special teams tackle...Started and had three defensive tackles and one special teams stop vs Philadelphia, Oct. 29...Tallied four stops (three solo) vs. New England, Nov. 5... Added two defensive tackles and one stop on special teams at Dallas, Nov. 23... Started and recorded four tackles (three solo) vs Miami, Dec. 3...At L.A. Rams, Dec. 17, started and totaled 13 tackles (eight solo) with one stop for loss...Racked up a career-high 15 stops (eight solo) and two pass breakups at N.Y. Jets, Dec. 24...Vs San Francisco, Dec. 31, recorded 11 tackles (four solo)...In season finale vs. Dallas, 1/7/24, tallied 13 stops (career-best ten solo) to go along with a career-high three tackles for loss. **2022** – Played in 13 games with one start for Washington Commanders, recording seven tackles (three solo) and four special teams stops... Added one special teams tackle at Chicago, Oct. 13... Contributed a special teams stop vs N.Y. Giants, Dec. 4... Started the season finale at linebacker in win vs Dallas, 1/8/23, tallying a season-best seven tackles (three solo). **2021** – Appeared in 12 contests with one start for Washington, adding four stops, also contributing five tackles as a key member of the special teams unit...Tied a career-high with three tackles on special teams vs New Orleans, Oct. 10...Rotated in at linebacker and special teams vs Kansas City, Oct. 17, recording his first defensive stop of the season...Started and tallied three tackles at Las Vegas, Dec. 5. **2020** – As a rookie for Washington, Hudson appeared in 16 games with two starts, adding eight tackles (five solo) and two stops for loss. Also a key contributor of the special teams units, recording a career-best six tackles...Contributed on special teams, adding his first career stop vs L.A. Rams, Oct. 11...Recorded one special teams tackle vs N.Y. Giants, Nov. 8...Rotated in at linebacker and on special teams in win at Dallas, Nov. 26, adding his first career defensive tackle, a stop for loss... Made his first start vs Seattle, Dec. 20, recording five tackles (three solo), one stop for loss and a season-high three stops on special teams...Started and added two stops (one solo) and a special teams tackle vs Carolina, Dec. 27...Made postseason debut, contributing on special teams in NFC Wild Card playoff round vs Tampa Bay, 1/3/21, recording two tackles.

COLLEGE – Four-year letterman (2016-19) at the University of Michigan, where he started 37-of-52 contests and tallied 225 tackles (114 solo), 11 stops for loss, ten sacks, two interceptions, 14 passes defended, two forced fumbles, one fumble recovery and five blocked punts on special teams...In his final season in Ann Arbor, started all 13 games, totaling team-high 102 tackles, two sacks, three passes defended and blocked a punt. A semifinalist for the Jason Witten Collegiate Man of the Year award, which recognizes an FBS player who best demonstrates an outstanding record of leadership by exhibiting exceptional courage, integrity and sportsmanship...Appeared in 13 games as junior with 11 starts, adding 44 tackles, 3.5 stops for loss, two sacks and two blocked punts...As sophomore, started all 13 contests and totaled 83 tackles, 18.5 stops for loss and two interceptions... Best performance came against Minnesota, where he had 15 stops, three sacks,

VETERANS

and eight tackles for loss. The eight tackles for loss tied an NCAA record for a single game and are most in school history...Played in all 13 games as a freshman in 2016, seeing action in two contests at safety primarily contributing on special teams. Recorded eight tackles and tied for the team-high with two blocked punts.

PERSONAL - Prepped at McKeesport (Pa.) Area HS, registering 60 tackles, three interceptions with two returned for touchdowns on defense, adding 1,118 rushing yards and 22 total TDs as senior. As junior, rushed for 1,164 yards and 24 TDs... The *Pittsburgh Post-Gazette* 2015 High School Football Player of the Year. As part of NFL's "My Cause My Cleats" initiative, represented the Everytown Community Safety Fund, which raises money for grants, advocacy campaigns and more to reduce gun violence...Born on December 6, 1997 in McKeesport, Pa.

KHALEKE HUDSON

Year	Team	GP	GS	Tot	TACKLES			INTERCEPTIONS					FUMBLES				
					Solo	Asst	Sk	Yds	No	Yds	Lg	TD	PD	FF	FR	Yds	
2020	Washington	16	2	8	5	3	0.0	0.0	0	0	-	0	0	0	0	0	0
2021	Washington	12	1	4	1	3	0.0	0.0	0	0	-	0	0	0	0	0	0
2022	Washington	13	1	7	3	4	0.0	0.0	0	0	-	0	0	0	0	0	0
2023	Washington	17	8	71	42	29	1.0	3.0	0	0	-	0	2	0	0	0	0
NFL Totals		58	12	90	51	39	1.0	3.0	0	0	-	0	2	0	0	0	0

ADDITIONAL STATISTICS: Special Teams Tackles - (2020, 6); (2021, 5); (2022, 4); (2023, 3) **Total: 18.**

SINGLE-GAME HIGHS: Tackles - 15, at N.Y. Jets (12/24/23); **Solo Tackles** - 10, vs. Dallas (1/7/24); **Sacks** - 1, at N.Y. Giants (10/22/23); **Interceptions** - 0; **Passes Defensed** - 2, at N.Y. Jets (12/24/23); **Forced Fumbles** - 0; **Fumble Recoveries** - 0; **Special Teams Tackles** - 3 (2x), vs. Seattle (12/20/20) and vs. New Orleans (10/10/21).

POSTSEASON

Year	Team	GP	GS	Tot	TACKLES			INTERCEPTIONS					FUMBLES				
					Solo	Asst	Sk	Yds	No	Yds	Lg	TD	PD	FF	FR	Yds	
2020	Washington	1	0	0	0	0	0.0	0.0	0	0	-	0	0	0	0	0	0
NFL Totals		1	0	0	0	0	0.0	0.0	0	0	-	0	0	0	0	0	0

ADDITIONAL POSTSEASON STATISTICS: Special Teams Tackles - (2020, 2) **Total: 2.**

POSTSEASON SINGLE-GAME HIGHS: Tackles - 0; **Solo Tackles** - 0; **Sacks** - 0; **Interceptions** - 0; **Passes Defensed** - 0; **Forced Fumbles** - 0; **Special Teams** - 2, vs. Tampa Bay (1/9/21).



TOMMY HUDSON

89 | TE

HEIGHT: 6-5 • WEIGHT: 225
 COLLEGE: ARIZONA STATE
 JOINED SAINTS: FA-23
 NFL EXPERIENCE: 2
 BORN: 2/22/97

NFL CAREER - Hudson was originally signed as an undrafted free agent in 2020 by the Tennessee Titans out of Arizona State. In his career, he has appeared in five games for the Titans in 2021, recording three catches for 31 yards (10.3 avg.)

VETERANS

and contributing on special teams. After spending the 2023 season on the Saints practice squad, Hudson will compete for snaps on offense and on special teams in the preseason.

CAREER TRANSACTIONS – Signed to a reserve/future contract with New Orleans Saints, 1/8/24; Signed to Saints practice squad, 9/4/23; Waived by Denver Broncos, 8/29/23; Signed by Broncos, 6/1/23; Reached an injury settlement with Tennessee Titans, 10/4/22; Placed by Titans on Injured Reserve, 8/31/22; Placed by Titans on Injured Reserve, 12/11/21; Activated by Titans from Injured Reserve, 11/20/21; Placed by Titans on Injured Reserve, 10/8/21; Signed to Titans active roster, 9/24/21; Signed to Titans practice squad, 9/15/21; Waived by Titans, 9/13/21; Signed by Titans to a reserve/future contract, 1/11/21; Signed to Titans practice squad, 9/6/20; Waived by Titans, 9/5/20; Signed with Titans as an undrafted free agent, 5/7/20.

2023 – Spent the season on the practice squad for New Orleans, signing prior to opener vs. the Titans after competing with Denver in preseason. **2022** – Competed in training camp for Titans. **2021** – Appeared in five games with Tennessee, recording three receptions for 31 yards (10.3 avg.), also contributing on special teams...Made his NFL debut at Seattle, where he caught one pass for 14 yards, Sept. 19...Had a three yard grab vs. Indianapolis, Sept. 26...Hauled in one reception for 14 yards at the N.Y. Jets, Oct. 3...Placed on Injured Reserve (ankle), missing 11 games. **2020** – Spent the season on Tennessee's practice squad after signing with the club as an undrafted free agent.

COLLEGE – Played four seasons for Arizona State (2016-19), appearing in 40 games with 26 starts, recording 25 receptions for 205 yards (8.2 avg) while being a big contributor as a blocker in run game. Had best season as senior, starting 11-of-13 games, hauling in 10 catches for 112 yards (10.2 avg.)...Business economics major.

PERSONAL – Prepped at Archbishop Mitty (San Jose, Calif.) HS, where he earned PrepStar All-West Region honors. Rated the No. 18 high school tight end prospect by ESPN, the No. 24 by Rivals, No. 25 by 247Sports and No. 34 by Scout...Hudson has always wanted to be in the military and has post-football plans of joining the Navy to become a Navy SEAL.

TOMMY HUDSON

Year	Team	GP	GS	RECEIVING				
				No	Yds	Avg	Lg	TD
2021	Tennessee	5	0	3	31	10.3	14	0
NFL Totals		5	0	3	31	10.3	14	0

SINGLE-GAME HIGHS: Receptions – 1 (3x), last at N.Y. Jets (10/3/21); Receiving Yards – 14 (2x), last at N.Y. Jets (10/3/21); Long Reception – 14, at N.Y. Jets (10/3/21); TD Receptions – 0.

VETERANS



D'MARCO JACKSON

52 | LB

HEIGHT: 6-1 • WEIGHT: 233
COLLEGE: APPALACHIAN STATE
JOINED SAINTS: D5-22
NFL EXPERIENCE: 3
BORN: 7/20/98

NFL CAREER – After spending 2022 on Injured Reserve, Jackson became a solid contributor on special teams in his first game action in the Black and Gold in 2023. He played in all 17 contests, recording eight special teams stops, a special teams fumble recovery for a touchdown, and added four tackles on defense (one solo). The third-year pro will look to compete for time at linebacker and continue to contribute to one of the NFL's top special teams units in 2024.

CAREER TRANSACTIONS – Placed on Injured Reserve, 8/9/22; Signed to a four-year contract, 5/13/22; Selected in the fifth round (161st overall) of the 2022 NFL Draft.

2023 – Contributed on special teams in all 17 games, making defensive debut in Week 18 and finishing with four stops (one solo), eight coverage stops and one special teams fumble recovery for a touchdown...In opening win vs. Tennessee, Sept. 10, recorded two assisted tackles...At Carolina, Sept. 18, recovered the onside kick at end of contest to help New Orleans seal the victory and start 2-0 for the first time since 2013...Vs. Tampa Bay, Oct. 1, recorded one assisted tackle...At New England, Oct. 8, recorded two tackles (one solo)...At Minnesota, Nov. 12, recorded one solo tackle...Vs. Carolina, Dec. 10, recovered fumble forced by LB Neph Sewell on punt attempt and recovered it for first career TD...At Tampa Bay, Dec. 31, recorded an assisted tackle...In finale vs. Atlanta, 1/7/24, saw first defensive action of career and rotated in on special teams. Recorded four defensive tackles (one solo). **2022** – Spent season on Injured Reserve (hamstring).

COLLEGE – Known as a versatile linebacker coming out of Appalachian State, Jackson was the only FBS player with more than 200 tackles and 25 tackles for loss in the 2020 and 2021 seasons combined. Played in all 53 games with 32 starts for the Mountaineers, recording 296 tackles, 34.0 stops for loss, 11.5 sacks, three interceptions, a forced fumble and a fumble recovery, and a touchdown on the return of a blocked punt...As senior in 2021, earned PFN second-team All-America, while being named Sun Belt Defensive Player of the Year and first-team All-Sun Belt. Started all 14 games as a team captain and posted 120 tackles, 19 stops for loss, six sacks, an interception, five passes defended, one forced fumble and 27 QB pressures, making him the only FBS player in the 2000s that had at least 120 tackles, 19 stops for loss and six passes defended in same season...First-team (Phil Steele) and second-team (conference awards) All-Sun Belt as a junior in 2020, who started all 12 contests at ILB, posting team-high tying 91 tackles,

VETERANS

also contributing 6.5 stops for loss, 2.5 sacks, two interceptions, six passes defended and a fumble recovery...Played in all 14 games with six starts at ILB as a sophomore in 2019, placing fifth on team with 60 tackles (31 solo) along with 6.5 stops for loss, three sacks and two passes defended...As redshirt freshman, appeared in all 13 games at ILB and on special teams and recorded 25 tackles (a team-high tying total among underclassmen), two stops for loss and one pass deflected...Helped lead Appalachian State to two Sun Belt Conference titles, a Sun Belt East Division title and three bowl wins...Earned bachelor's degree and pursuing an MBA.

PERSONAL – Attended Broome (Spartanburg, S.C.) HS, where he was a South Carolina Mr. Football finalist...Finished high school career with over 400 tackles, 27 stops for loss, 15 sacks and eight interceptions...Rushed for over 3,000 yards...Broome team MVP in 2015 and 2016...Four-time All-Area and All-Academic...Lettered in track and field and was state discus champion...Cousin Maurice Morris played RB for the Seattle Seahawks (2002-08) and Detroit Lions (2009-11)...Older brothers played football at Pikeville College and Limestone College...Grew up on a family farm that specializes in raising cattle...Enjoys fishing, horse riding, bull riding, and calf wrestling...In 2023 offseason, worked with the Charlotte-Mecklenburg (N.C.) “Reach Out” program, a court diversion program for first-time youthful offenders charged with a non-violent felony, providing them with the opportunity to earn the right to have their charges dismissed...Rode in the Krewe of Tucks 2024 Mardi Gras parade...To celebrate “504 Day” on May 4, 2023, Jackson, two teammates and other team employees joined with Second Harvest Food Bank to give back through their food packing event...Played in 2023 Saints Hall of Fame Golf Tournament at Chateau Country Club in Kenner...Regular visitor to the pediatric cancer ward at Ochsner Children’s Hospital.

D’MARCO JACKSON

Year	Team	GP	GS	Tot	TACKLES			Yds	INTERCEPTIONS					FUMBLES		
					Solo	Asst	Sk		No	Yds	Lg	TD	PD	FF	FR	Yds
2023	New Orleans	17	0	4	1	3	0.0	0.0	0	0	-	0	0	0	0	0
NFL Totals		17	0	4	1	3	0.0	0.0	0	0	-	0	0	0	0	0

ADDITIONAL STATISTICS: Special Teams Tackles – (2023, 8) Total: 8; Special Teams Fumble Recoveries – (2023, 1) Total: 1.

SINGLE-GAME HIGHS: Tackles – 4, vs. Atlanta (1/7/24); Solo Tackles – 1, vs. Atlanta (1/7/24); Sacks – 0; Interceptions – 0; Passes Defended – 0; Forced Fumbles – 0; Fumble Recoveries – 0; Special Teams Tackles – 2 (2x), last at New England (10/8/23).

VETERANS



SHEMAR JEAN-CHARLES

27 | DB

HEIGHT: 5-10 • WEIGHT: 184
COLLEGE: APPALACHIAN STATE
JOINED SAINTS: FA-23
NFL EXPERIENCE: 4
BORN: 6/20/98

NFL CAREER – After spending the majority of the 2023 season with San Francisco, Jean-Charles was signed to the Saints’ practice squad in Week 13. The former Appalachian State standout played in three games with New Orleans on special teams. Jean-Charles has played in 28 career games, recording three solo tackles and 12 special teams stops. In 2023, Jean-Charles played in eight games total (five in San Francisco, three in New Orleans), recording one solo tackle and three special teams stops, all with the 49ers. The fourth-year pro will look to compete for a roster spot on one of the NFL’s top special teams units in 2024.

CAREER TRANSACTIONS – Re-signed by the New Orleans Saints to a one-year contract, 4/15/24; Signed to New Orleans active roster, 1/4/24; Elevated to active roster by New Orleans, 12/30/23; Elevated to active roster by New Orleans (standard), 12/21/23; Signed to the practice squad by New Orleans, 11/29/23; Waived by the San Francisco 49ers, 11/23/23; Signed to the 49ers active roster, 11/11/23; Elevated to active roster by the 49ers (standard), 10/23/23; Elevated to active roster by San Francisco (standard), 10/14/23; Elevated to active roster by San Francisco (standard), 9/21/21; Signed to the practice squad by San Francisco, 8/31/23; Waived by Packers, 8/29/23; Reinstated by Packers from Reserve/COVID-19, 12/31/21; Placed by Green Bay on Reserve/COVID-19, 12/25/21; Signed to a four-year contract by Green Bay, 5/14/21; Selected by the Green Bay Packers in the fifth round (178th overall) of the 2021 NFL Draft.

2023 – Played in eight games (five for San Francisco 49ers, three for New Orleans), primarily on special teams after spending the preseason with Green Bay. Recorded three special teams tackles and added one solo stop on defense...At Cleveland, Oct. 15, played on special teams, recording career-high two tackles...At Jacksonville, Nov. 12, rotated in at CB and on special teams, recording one solo defensive tackle and one special teams stop...Signed by New Orleans to the practice squad in Week 13 and played the final three games of the regular season on special teams. **2022** – Appeared in six games and posted three tackles on special teams for Green Bay...Was inactive for the other 11 contests, including six due to an ankle injury...Vs. New England, Oct. 2, played on 16 special teams snaps and registered a tackle...Vs. N.Y. Giants, Oct. 9, played 11 special teams snaps and recorded a tackle...At Washington, Oct. 23, recorded a special teams tackle. **2021** – Played 14 regular season games for Green Bay and posted two solo defensive tackles and six special teams stops...Placed on Reserve/COVID-19 prior to Week 16 vs. Cleveland...Inactive in Weeks 1-2...Vs. Pittsburgh, Oct. 3,

VETERANS

logged first career solo tackle...At Cincinnati. Oct. 10, recorded a special teams tackle...At Chicago, Oct. 17, posted one special teams tackle...Vs. Seattle, Nov. 14, notched one special teams tackle...Vs. L.A. Rams, Nov. 28, played 28 special teams snaps and registered one stop...vs. Chicago, Dec. 12, had one special teams stop...At Baltimore, Dec. 19, played 18 special teams snaps and recorded a tackle...Vs. Minnesota, 1/2/22, played on defense and special teams, recording one tackle...Played in NFC Divisional Playoff vs. San Francisco, 1/22/22.

COLLEGE – Played in 50 games with 25 starts for Appalachian State, registering 97 tackles, 33 passes defended, two interceptions and two forced fumbles...Started all 12 games at CB in 2020 and led the nation with 17 passes defended. Also registered 37 tackles (24 solo), a forced fumble and an interception. Named a first-team All-American by the Walter Camp Football Foundation and second-team All-American by *The Sporting News* and PFF College. Earned first team All-Sun Belt honors, was named PFF’s Sun Belt Player of the Year and was a semifinalist for the Bednarik Award (nation’s top defender) and the Thorpe Award (nation’s top defensive back). Named ESPN’s No. 3 breakout player in 2020. According to PFF, recorded a higher forced-incompletion rate (34.6 pct.) than catch rate allowed (32.7 pct.). Targeted 35 times in single coverage and allowed only five catches while forcing 18 incompletions, according to PFF. Part of the only FBS team that allowed its opponents to complete less than 50 percent of its passes (47.9 pct.)...In 2020, appeared in all 14 games and made 13 starts at CB. Named third-team All-Sun Belt by PFF College. Tied for eighth on team with career-high 45 tackles (30 solo) and was No. 2 on team with ten passes defended (tied for tenth in the SBC), also recording a forced fumble, an interception and a stop for loss. Tallied multiple passes defended in three games...Appeared in 11 games in 2018, contributing on special teams and as third CB. Totaled five tackles (three solo) and four passes defended...In 2017, played in 13 games, appearing as team’s third CB in nickel situations. Finished season with ten tackles (five solo) and two passes defended...Graduated with a degree in business marketing and business management

PERSONAL – Named second-team All-Broward County by the *Miami Herald* as a senior at Miramar (Fla.) HS...Selected to represent Broward County in the 2015 Dade vs. Broward All-Star game...As a member of the Packers, worked with the Alzheimer’s Association, including participating in the GET one, GIVE one blanket campaign that raised more than \$14,000 and over 300 blankets for senior-care communities across Wisconsin...Was part of the App State Black Student Athletes Association and the Unity Council...Full name is Shemar Samson Jean-Charles...Last name is pronounced ‘John Charles’...Born in Miami, Fla.

SHEMAR JEAN-CHARLES

Year	Team	GP	GS	Tot	TACKLES			Yds	INTERCEPTIONS					FUMBLES			
					Solo	Asst	Sk		No	Yds	Lg	TD	PD	FF	FR	Yds	
2021	Green Bay	14	0	2	2	0	0.0	0.0	0	0	-	0	0	0	0	0	0
2022	Green Bay	6	0	0	0	0	0.0	0.0	0	0	-	0	0	0	0	0	0
2023	San Francisco	5	0	1	1	0	0.0	0.0	0	0	-	0	0	0	0	0	0
2023	New Orleans	3	0	0	0	0	0.0	0.0	0	0	-	0	0	0	0	0	0
NFL Totals		28	0	3	3	0	0.0	0.0	0	0	-	0	0	0	0	0	0

VETERANS

SHEMAR JEAN-CHARLES

ADDITIONAL STATISTICS: Special Teams Tackles – (2021, 6); (2022, 3); (2023, 3) Total: 12.

SINGLE-GAME HIGHS: Tackles – 1 (3x), last at Jacksonville (11/12/23); Solo Tackles – 1 (3x), last at Jacksonville (11/12/23); Sacks – 0; Interceptions – 0; Passes Defended – 0; Forced Fumbles – 0; Fumble Recoveries – 0; Special Teams Tackles – 2, at Cleveland (10/15/23).

POSTSEASON

Year	Team	TACKLES							INTERCEPTIONS				FUMBLES			
		GP	GS	Tot	Solo	Asst	Sk	Yds	No	Yds	Lg	TD	PD	FF	FR	Yds
2021	Green Bay	1	0	0	0	0	0.0	0.0	0	0	-	0	0	0	0	0
NFL Totals		1	0	0	0	0	0.0	0.0	0	0	-	0	0	0	0	



JUWAN JOHNSON

83 | TE

HEIGHT: 6-4 • WEIGHT: 231

COLLEGE: OREGON

JOINED SAINTS: FA-20

NFL EXPERIENCE: 5

BORN: 9/13/96

NFL CAREER – In his fifth season with New Orleans, Juwan Johnson looks to continue his progression at tight end and develop chemistry with QB Derek Carr in their second season of work together for the Black and Gold. The former Penn State and Oregon wideout joined the Saints in 2020 following the NFL Draft and transitioned to tight end in his second season. In 2023, the New Jersey native continued to progress as a pass-catcher, appearing in 13 games with 11 starts, finishing with 37 receptions for 368 yards and four touchdown grabs.

CAREER TRANSACTIONS – Agreed to terms on a two-year contract extension, 3/11/23; Activated from Reserve/COVID-19, 12/28/21; Placed on Reserve/COVID-19, 12/21/21; Signed to active roster from practice squad, 12/19/20; Elevated to active roster, 12/12/20; Elevated to active roster, 12/5/20; Elevated to active roster, 10/31/20; Elevated to active roster, 10/24/20; Agreed to terms on a practice squad contract, 9/6/20; Waived, 9/5/20; Agreed to terms as an undrafted free agent, 4/27/20.

2023 – Played in 13 games with 11 starts, hauling in 37 receptions for 368 yards and four touchdown grabs. Also had one miscellaneous fumble recovery...Vs. Tennessee, Sept. 10, started, catching three passes for 36 yards...missed four games with a calf injury (Weeks Four-Seven)...Vs. Chicago, Nov. 5, started and finished with five receptions for 29 yards and a TD...Vs. N.Y. Giants, Dec. 17, rotated in on offense and special teams. Finished with two receptions for 38 yards and a TD...At L.A. Rams, Dec. 21, started and played on special teams, finishing with four receptions for 48 yards and a TD...At Tampa Bay Dec. 31, started and saw action on special teams. Had a career day on offense, leading the team in

VETERANS

receiving with eight receptions for 90 yards and a TD, including a season-long 32-yard reception, third straight game with a TD...Vs. Atlanta, 1/7/24, started and saw action on special teams in 50th career NFL game. Finished with three catches for 40 yards. **2022** – Played in 16 games with 12 starts, finishing with 42 receptions for 508 yards and a team-best seven touchdown grabs, which was tied for third among NFL tight ends. Added one special teams tackle...At Atlanta, Sept. 11, played on offense and special teams and recorded two catches for 43 yards...Vs. Tampa Bay, Sept. 18, recorded four catches for 40 yards...At Carolina, Sept. 25, started and played on special teams, recording a tackle...Vs. Minnesota (London), Oct. 2, played on offense and special teams and caught three passes for 33 yards...Vs. Seattle, Oct. 9, saw time on offense and special teams and had a 13-yard catch...Vs. Cincinnati, Oct. 16, started and played on special teams and caught four passes for 41 yards...At Arizona, Oct. 20, started and saw action on special teams and caught five passes for 32 yards and a career-best tying two touchdown grabs...Vs. Las Vegas, Oct. 30, started and played on special teams and had two receptions for 14 yards...Vs. Baltimore, Nov. 7, started and played on special teams and finished with two receptions for 42 yards, including a career-long 41-yard scoring grab...At Pittsburgh, Nov. 13, started and played on special teams and finished with five receptions for 44 yards with a 15-yard TD...Vs. L.A. Rams, Nov. 20, started in three-tight end set and saw action on special teams and caught three passes for 47 yards with one TD to set a career-high for scoring grabs (team-best five)...At San Francisco, Nov. 27, started and saw action on special teams...Vs. Atlanta, Dec. 18, started and led team in receiving, hauling in four passes for a 67 yards with two TDs. The two scores marked his second multi-touchdown game of season and third of career...At Philadelphia, 1/1/23, started and finished with five receptions for 62 yards...In finale vs. Carolina, 1/8/23, started and finished with a 21-yard reception. **2021** – Played in 14 games with two starts and finished with 13 receptions for 159 yards (12.2 avg.) and four TDs...In opener vs. Green Bay, Sept. 12 (played in Jacksonville, Fl. due to Hurricane Ida), caught three passes for 21 yards and recorded his first two NFL TDs, helping the Saints defeat the Packers 38-3...At Carolina, Sept. 19, recorded a 23-yard reception...Vs. N.Y. Giants, Oct. 3, had two receptions for 20 yards and one TD...Vs. Tampa Bay, Oct. 31, made first career start at TE...At Tennessee, Nov. 14, caught two passes for 36 yards...Vs. Dallas, Dec. 12, had a 27-yard catch...At Atlanta 1/9/22, caught a five-yard TD. **2020** – Played in seven games with four starts in rookie campaign at WR...Totaled four receptions for 39 yards (9.8 avg)...Made his NFL debut, starting and playing on special teams vs. Carolina, Oct. 25...At Chicago, Nov. 1, caught his first career reception, a five-yard grab from QB Drew Brees...Recorded a key first-down pickup from QB Taysom Hill to bring the football to the Eagles 39-yard line on a 11-yard reception on a touchdown drive at Philadelphia, Dec. 13...Contributed on offense and special teams and caught a pass for a 19-yard gain from Brees vs. Minnesota, Dec. 25.

COLLEGE – Played as a graduate transfer at Oregon in 2019 after playing at Penn State from 2016-18...In four college seasons, played in 47 games and recorded 111 receptions for 1,590 yards and six touchdowns...In 2019, played in the final ten games for the Ducks after missing the first four with a calf injury and recorded 30 receptions for 467 yards (15.6 avg.) and four TDs, finishing second on the team with eight grabs over 20 yards...As a Penn State junior in 2018, played in ten games and made seven starts, finishing with 25 catches for 352 yards and a TD...As a sophomore, started all 13 games and finished seventh

VETERANS

in Big Ten in receptions (54) and receiving yards (701)...As redshirt freshman in 2016, appeared in all 14 games, primarily on special teams and ranked second on team with nine coverage stops, including eight on kickoff return, one blocked punt and added two receptions for 70 yards...Graduated in 2018 with a telecommunications degree.

PERSONAL – Consensus four-star and top 200 prospect by multiple recruiting outlets and services at Glassboro (N.J.) HS...Rated as No. 115 overall prospect and the No. 12 wideout in the nation in the final 247Sports composite rating... Played in U.S. Army All-American Bowl and also advanced to Nike’s “The Opening” Finals camp...Had 42 catches for 804 yards (19.1 avg.) with nine TDs and two rushing scores as senior and made 22 stops at DB...Also played basketball... Younger brother of former Saints DE George Johnson, who played in the NFL from 2011-17, closing out his playing career with the Black and Gold in 2017...Played in the 2022 and 2023 Saints Hall of Fame Golf Tournaments at Chateau Country Club...Although Johnson missed the Dec. 5, 2022 ‘My Cause My Cleats’ matchup at Tampa Bay, his cleats were painted to support Culture Aid NOLA, which provides fresh food with twice weekly distributions. The cleats were auctioned off with the proceeds to benefit the nonprofit...Interacted with fans at the 2023 New Orleans Saints Draft Crawfish Cook-off event, which benefited several Autism-related non-profits...In 2023, provided a perspective on his career pivot to tight end and teaching football skills in leading a clinic with a group of talented New Orleans-area female flag football stars...In November, he and wife, Chanen joined Take Paws Rescue to participate in a pet adoption event sponsored by Raising Cane’s...This winter, teamed up with Hill’s Pet Nutrition and Greater Good Charities to help raise donations for Shelter Bowl 2024, which supported pets in need...In January, joined Blue Cross Blue Shield of Louisiana volunteers at Second Harvest Food Bank to help prepare meals...In May, the Johnson’s hosted a block party event in Glassboro for youth, featuring food trucks and field games... In June, conducted a cooking demonstration for youth at the New Orleans School of Cooking...Born on September 13, 1996 in Stratford, N.J.

JUWAN JOHNSON

Year	Team	GP	GS	RECEIVING				Lg	TD
				No	Yds	Avg			
2020	New Orleans	7	4	4	39	9.8	19	0	
2021	New Orleans	14	2	13	159	12.2	27	4	
2022	New Orleans	16	12	42	508	12.1	41t	7	
2023	New Orleans	13	11	37	368	9.9	32	4	
NFL Totals		50	29	96	1,074	11.2	41t	15	

ADDITIONAL STATISTICS: Special Teams Tackles – (2021, 1); (2022, 1) Total: 2.

SINGLE-GAME HIGHS: Receptions – 8, at Tampa Bay (12/31/23); Receiving Yards – 90, at Tampa Bay (12/31/23); Long Reception – 41t, vs. Baltimore (11/7/22); TD Receptions – 2 (3x), last vs. Atlanta (12/18/22); Special Teams Tackles – 1 (2x), last at Carolina (9/25/22).



CAMERON JORDAN

94 | DE

HEIGHT: 6-4 • WEIGHT: 287

COLLEGE: CALIFORNIA

JOINED SAINTS: D1A-11

NFL EXPERIENCE: 14

BORN: 7/10/89

NFL CAREER – After battling an ankle injury suffered in the middle of the season, Jordan still managed to start all 17 games, registering 43 tackles (20 solo), two sacks, three tackles for loss, three passes defended and a fumble recovery. In his 13-year career, Jordan has been selected to eight Pro Bowls, the most for a defensive player in club history and second overall. His six consecutive selections (2017-2022) trail only QB Drew Brees (seven from 2008-2014) and T William Roaf (seven from 1994-2000) for first in team record books. He now has a franchise-record 117.5 career sacks. The nine-time defensive captain is the first defensive lineman in team record books and second Saint overall to record at least 7.5 sacks in nine different seasons (LB Rickey Jackson: 1983-97, 1989, 1991-93), the only to do so in 11 straight campaigns and just the fourth player in franchise history to record at least six seasons with double-digit sack totals (12.5-2013, 10.0-2015, 13.0-2017, 12.0-2018, 15.5-2019, 12.5-2021), joining Jackson (six seasons) and DE Wayne Martin and LB Pat Swilling (five seasons). Jordan has registered multiple sacks in a game (1.5 or more) 27 times in his career, with 14 of those coming against teams from the NFC South (seven vs. Atlanta; five vs. Tampa Bay; two vs. Carolina). Jordan is one of only three defensive linemen to register at least 60 passes defended since coming into the league after being drafted in the first round in 2011. An explosive and physical defensive end, the former University of California standout possesses the combination of size, speed and strength to play end in either a 3-4 or 4-3. Jordan has appeared in 209 games with 208 starts, posting career totals of 776 stops (479 solo), 117.5 quarterback takedowns, two interceptions, 63 passes defended, 15 forced fumbles, 11 fumble recoveries and one blocked kick. Jordan's 209 regular season games played is tied for 33rd all-time among NFL defensive linemen. Jordan is also the second Saint to ever appear in at least 200 games, only trailing Brees (228). Jordan's also played in 11 career postseason games (10 starts), tallying 42 tackles (32 solo), 5.5 sacks and five passes defended, the club's all-time leader in quarterback takedowns in the playoffs. Jordan will continue to anchor the Saints defensive line in 2024.

CAREER TRANSACTIONS – Signed to a two-year contract extension, 8/4/23; Activated from Reserve/COVID-19, 12/16/21; Placed on Reserve/COVID-19, 12/6/21; Signed to a three-year contract extension, 6/12/19; Signed to a five-year contract extension, 6/2/15; Fifth-year option exercised, 4/8/14; Signed to a four-year contract, 8/2/11; Selected in the first round (24th overall) of the 2011 NFL Draft.

HONORS – **2022**: NFC Defensive Player of the Week (Week 17); Pro Bowl; **2021**:

VETERANS

NFC Defensive Player of the Week (Weeks 15 and 17); Pro Bowl; Saints Man of the Year (club nominee for NFL Walter Payton Man of the Year); **2020**: NFC Defensive Player of the Month (November); Pro Bowl; PFWA All-NFC; 2019: 2010s NFL All-Decade Team (Pro Football Hall of Fame Selectors); NFC Defensive Player of the Week (Week 13); Pro Bowl (starter); *AP* second-team All-Pro; *The Sporting News* All-Pro; PFWA All-NFL and All-NFC; **2018**: Pro Bowl; *AP* Second-team All-Pro; PFWA All-NFC; **2017**: NFC Defensive Player of the Week (Week Six); NFC Defensive Player of the Month (November); Pro Bowl: First-team All-Pro (*AP* and *The Sporting News*); PFWA All-NFL and All-NFC; Saints Man of the Year (club nominee for NFL Walter Payton Man of the Year); **2015**: Pro Bowl; **2013**: Pro Bowl.

2023 – Started all 17 games at LDE, serving as a defensive captain for the ninth consecutive season, registering 43 tackles (20 solo), two sacks, three tackles for loss, three passes defensed and a fumble recovery. Battled an ankle injury suffered midway through the season, but did not miss a contest, becoming the only Saint to play in 16 games or more in 13 consecutive seasons...In season-opening win vs. Tennessee, Sept. 10, recorded five tackles (two solo), a half sack and two passes defensed, leading a defensive line that forced QB Ryan Tannehill into a career-low 28.8 passer rating and didn't surrender a touchdown... Vs. Tampa Bay, Oct. 1, registered four tackles (four solo) and a QB hit. Made 196th regular season appearance, most by a Saints defender and tied for second in team history with Pro Football Hall of Fame K Morten Andersen...At New England, Oct. 8, recorded two tackles, a half sack and a fumble recovery, his first of the 2023 campaign. Helped lead Saints defense to 34-0 shutout win, surrendering only 156 total net yards...At Houston, Oct. 15, recorded two tackles (one solo) with a stop for loss, reaching 750 career tackles...At Indianapolis, Oct. 29, started 200th career regular season game, becoming the second Saint in franchise history along with Brees (228) to reach milestone. Became only 57th defensive lineman to appear in 200 career contests. Finished with five tackles (three solo)... Vs. Chicago, Nov. 5, finishing with seven tackles (three solo). Joined Brees (228) as only the second Saint to start 200 career regular season games. With his sack of Chicago QB Tyson Bagent, Jordan has dropped 47 different players...In finale win vs. Atlanta, 1/7/24, finished with three tackles (one solo). Played in 209th regular season game, putting him a tie for 33rd all-time among NFL defensive linemen with Pro Football Hall of Famer Randy White. **2022** – Started all 16 games he appeared, missing only the second career contest in Week 11 (eye), the first due to injury...Led the team's defensive line with 66 tackles (40 solo), a club-best 8.5 sacks for a loss of 67.5 yards, 13 stops for loss, two passes defensed and two forced fumbles and was named to the Pro Bowl, his eighth overall berth, second in club history and sixth consecutive. Surpassed Jackson as the team's sack leader (115.5)...His 11 straight seasons of recording at least 7.5 sacks made him only the third player since takedowns became an official statistic (1982) to do so, joining Pro Football Hall of Fame defensive linemen Reggie White (14) and John Randle (11). Only Saint to play in 16 games in 12 seasons...In season-opening win at Atlanta, Sept. 11, recorded seven tackles (five solo) and one stop for loss...In the home opener vs. Tampa Bay, Sept. 18, recorded three tackles (one solo) including a stop for a loss...at Carolina, Sept. 25, posted four tackles (two solo) and a sack/stop for a loss...Vs. Minnesota (London), Oct. 2, finished with six tackles (three solo), a half-sack and three QB hits...Vs. Seattle, Oct. 9, registered three tackles (two solo) and two sacks/stops for loss/QB hits...At Arizona, Oct. 20, finished with six tackles (four solo), a sack/QB hit and two stops for loss...Vs.

VETERANS

Las Vegas, Oct. 30, recorded two assisted tackles and a split sack, reaching 700 career stops in shutout win...At Pittsburgh, Nov. 13, posted five tackles (one solo), a pass defense and split a sack...Missed contest vs. L.A. Rams, Nov. 20 (eye)...At Tampa Bay, Dec. 5, recorded one solo tackle, one pass deflected and a forced fumble, as the Saints gave up only 76 rushing yards on 20 carries (3.8 avg.). Tied Jackson for fourth place in games played (regular/postseason combined) in franchise history (199)...Vs. Atlanta, Dec. 18, posted three tackles (one solo) with a stop for loss. Played in 200th career game (regular/postseason combined), setting new team mark for games played by a defensive Saint while joining Brees, Thomas Morstead and Andersen as only the fourth Saint to play in 200 contests with the club...At Cleveland, Dec. 24, recorded seven tackles (five solo) to lead the defensive line. Started the 200th game (regular/post season combined) of his career, joining Brees as the only players in franchise history to open 200 contests for the club...At Philadelphia, 1/1/23, finished with five solo tackles, a season-high three sacks for a loss of 16 yards, one stop for loss and one forced fumble. The three takedowns increased his career sack total to 115.5, surpassing Jackson's total of 115 and making him the franchise record holder for sacks. The multi-sack game also put his total at 27 career multi-sack games, tying him for first place in club record books with Jackson. Six three-sack games also tied him for first in club records with Jackson and moving him into a tie for 19th in league record books. Became only third player in NFL history since sacks became an official statistic in 1982 to record at least 7.5 sacks in 11 straight seasons. Moved into 23rd place all-time in NFL records, surpassing Sean Jones...Vs. Carolina, 1/8/23, registered seven tackles (four solo) and a stop for loss. **2021** – Started all 16 games he appeared in, missing first game of his career in Week 14, due to COVID-19 protocols...Recorded 59 tackles, 12.5 sacks for a loss of 75.5 yards, 13 stops for loss, 22 QB hits, six passes defended and two forced fumbles as he was selected to his seventh overall Pro Bowl and fifth consecutive all-star game. Sack total tied for seventh in the NFL...Vs. Green Bay (played in Jacksonville, Fla. due to Hurricane Ida), Sept. 12, recorded two quarterback hits in 38-3 win over Packers...at Carolina, Sept. 19, posted six tackles (two solo) and one stop for loss, leading a run defense that allowed only 2.7 yards per carry...At New England, Sept. 26, had three solo tackles, one stop for loss and defended a pass...At Washington, Oct. 10, had four tackles (three solo) with one stop for loss and a pass defense...At Seattle, Oct. 25, recorded four tackles (three solo) with a stop for loss and first sack of 2021...Vs. Tampa Bay, Oct. 31, recorded two tackles (one solo) with one sack and one forced fumble. Jordan's sack also marked his 15th against the Buccaneers, becoming 15th player in NFL history to record at least 15 against two teams (Falcons-21 and Bucs-15)...Vs. Atlanta, Nov. 7, recorded four tackles (one solo) with a sack/stop for loss...At Philadelphia, Nov. 21, recorded three tackles (two solo) with a sack/stop for loss and a pass defense...At N.Y. Jets, Dec. 12, Jordan's 172 consecutive games played streak ended due to COVID-19 protocols, which was the longest current in NFL records for a position player...At Tampa Bay, Dec. 19, recorded five solo tackles with two sacks and a forced fumble in 9-0 shutout. Jordan's two sacks gave him over 100 for career, joining Jackson as the only players to reach the century mark with the Saints. They are the third pair of players to each top 100 plus sacks with the same team, joining Dwight Freeney and Robert Mathis (Colts), as well as Lawrence Taylor and Michael Strahan (New York Giants)...Vs. Miami, Dec. 27, recorded six tackles (four solo), along with two sacks. Recorded sacks against both Dolphins

VETERANS

JORDAN SACK NOTES

JORDAN HAS POSTED 117.5 SACKS OVERALL, RANKED FIRST IN CLUB RECORD BOOKS AND 23RD ALL-TIME IN NFL RECORD BOOKS.

BY CONFERENCE AND DIVISION

	Sks	Yds/Lst		Sks	Yds Lst
NFC	94.0	647.5	AFC	23.5	132.5
NFC South	53.5	362.0	AFC South	7.5	42.5
NFC West	14.5	117.5	AFC East	6.5	50.0
NFC North	14.0	97.0	AFC West	5.0	23.5
NFC East	12.0	71.0	AFC North	4.5	16.5

BY TEAM

	Sks	Yds/Lst		Sks	Yds Lst
Atlanta	23.0	118.0	Dallas	2.0	10.0
Tampa Bay	17.0	131.5	Washington	2.0	16.0
Carolina	13.5	112.5	Houston	2.0	15.0
Philadelphia	7.0	39.0	Jacksonville	2.0	12.0
Arizona	5.0	39.0	Denver	2.0	5.0
Chicago	4.5	32.5	New England	1.5	9.0
Detroit	4.0	23.0	Tennessee	1.5	3.5
Miami	4.0	28.0	Pittsburgh	1.5	3.5
L.A. Rams	4.0	37.0	N.Y. Giants	1.0	6.0
Minnesota	3.5	26.5	Buffalo	1.0	13.0
Seattle	3.0	28.0	Cincinnati	1.0	2.0
L.A. Chargers	2.5	16.0	Las Vegas	0.5	2.5
San Francisco	2.5	13.5			
Indianapolis	2.0	12.0			
Green Bay	2.0	15.0			
Cleveland	2.0	11.0			

BY QUARTERBACK

	Sks	Yds/Lst		Sks	Yds Lst
Matt Ryan	23.0	118.0	Brian Hoyer	1.0	10.0
Jameis Winston	10.0	70.5	Nick Foles	1.0	8.0
Cam Newton	8.0	74.0	Ben Roethlisberger	1.0	0.0
Gardner Minshew II	5.0	28.0	Baker Mayfield	1.0	10.0
Jared Goff	4.0	37.0	Jay Cutler	1.0	10.0
Matthew Stafford	4.0	23.0	Thad Lewis	1.0	13.0
Tom Brady	4.0	24.0	Sam Bradford	1.0	5.0
Sam Darnold	3.5	21.5	Kendall Hinton	1.0	1.0
Josh Freeman	3.0	23.0	Teddy Bridgewater	1.0	7.0
Carson Palmer	3.0	23.0	Eli Manning	1.0	6.0
Michael Vick	3.0	21.0	Trevor Siemian	1.0	4.0
Geno Smith	3.0	28.0	Deshaun Watson	1.0	5.0
Mitchell Trubisky	2.5	20.5	Tua Tagovailoa	1.0	9.0
Kirk Cousins	2.5	24.5	Philip Rivers	1.0	7.0
Colin Kaepernick	2.5	13.5	Jalen Hurts	1.0	2.0
Ryan Tannehill	2.5	12.0	Andy Dalton	1.0	2.0
Tyrod Taylor	2.0	11.0	Alex Smith	1.0	6.0
Aaron Rodgers	2.0	15.0	Tyson Bagent	1.0	4.0
Kirk Cousins	2.0	21.0	Will Grier	1.0	7.0
Andrew Luck	2.0	12.0	Justin Herbert	0.5	4.0
Kyler Murray	2.0	16.0	Mac Jones	0.5	4.0
Dak Prescott	2.0	10.0	Derek Carr	0.5	2.5
Josh McCown	1.5	9.0	Kenny Pickett	0.5	3.5
Jacoby Brissett	1.0	7.0			

VETERANS

signal-callers, Tua Tagovailoa and Jacoby Brissett...Vs. Carolina, 1/2/22, finished with a team-high eight tackles (six solo) with 3.5 sacks against Panthers. Sack total marked only the second time in Jordan's career that he has had three straight multi-sack games, joining a three-game stretch from Nov. 22-Dec. 9, 2018. Notching tenth career sack against Carolina, Jordan has double-digit sack totals against all three NFC South division teams in his career...At Atlanta, 1/9/22, recorded two tackles (one solo), defended two passes and added one sack, giving him 12.5 on season. Finished the season with 107 career sacks, 26th in NFL records. **2020** – Started all 16 regular season games at LDE for ninth straight campaign and finished with 7.5 sacks for a loss of 42 yards and added 51 tackles (34 solo), 11 stops for loss, three passes defended and one forced fumble...Added nine tackles (eight solo) in two postseason contests...Named NFC Defensive Player of the Month (November) for the second time in career and to sixth Pro Bowl...Recorded four tackles (three solo) and one sack at Detroit, Oct. 4. Surpassed T/G Jim Dombrowski for the longest consecutive regular season games played streak in team history (148)...Posted a season-high and team-high tying ten tackles (team-high five solo) and split a sack of QB Justin Herbert, vs. L.A. Chargers, Oct. 12...Started, appearing in 150th career game, posting two tackles (one solo), helping lead a run-stopping effort where New Orleans gave up only 37 yards on 14 carries (2.6 avg.) vs. Carolina, Oct. 25...Started 150th consecutive game and finished with three tackles (two solo) and one sack at Chicago, Nov. 1...Had four solo tackles and three sacks for 14 yards lost vs. Atlanta, Nov. 22. With 21 sacks against Atlanta, became the 12th player in NFL history to have 20 takedowns against an opponent, the 21 of Matt Ryan the most against any QB. With 92.5 sacks, moved into top 50 all-time (48th)...Finished with two solo tackles and a sack of Broncos WR Kendall Hinton who started at quarterback at Denver, Nov. 29...Recorded two solo tackles, surpassing career 600 stop mark at Atlanta, Dec. 6...Recorded the 100th career sack (regular season and postseason combined), in Christmas Day win vs. Minnesota and joined Jackson as only the second Saint to reach that mark and finished with three tackles and a forced fumble...Started 145th consecutive regular season game at Carolina, 1/3/21, dating back to the 2011 season finale, surpassing DL Wayne Martin (9/9/91-1/2/99) for the most consecutive starts by a Saint. Finished with a tackle and two pass defenses. Jordan's first pass breakup, coming on the game's first offensive play, was his 50th career pass defense. **2019** – Started all 16 regular season games and ranked third in the NFL with a career-high 15.5 sacks and added 53 tackles (38 solo), 24 quarterback hits, 16 stops for loss, three passes defended and a fumble recovery...Named to fifth Pro Bowl and earned AP All-Pro...15.5 sacks tied for fourth-highest by a Saint since they became an official statistic (1982). Only La'Roi Glover (17-2000) and Pat Swilling (17-1991, 16.5-1989) had more...Surpassed Wayne Martin and Swilling to move into second place in club records with 87 sacks...Had breakout game on Thanksgiving night at Atlanta, Nov. 28, posting a career-best four sacks as part of a six-tackle effort along with one pass defended, tied for the most quarterback takedowns by a player in a single game in 2019...Recorded his first multi-sack game of season with 1.5 takedowns at Tampa Bay, Nov. 17...Posted one takedown vs. Tampa Bay, Oct. 6...Recorded five tackles and two sacks for loss of 12 yards at Jacksonville, Oct. 13...After recording one sack vs. Arizona, Oct. 27, finished October with six takedowns...Recorded a sack and one pass defended at Carolina, Dec. 29...Finished with three solo tackles and one sack in NFC Wild Card Playoff

VETERANS

loss vs. Minnesota, 1/5/20. **2018** – Started all 16 regular season games and notched 12.0 sacks, 49 tackles, one forced fumble, one fumble recovery and six passes defended, finishing season with 71.5 career quarterback takedowns, moving him past DE Will Smith into fourth place on club's all-time sack list, leading the team for the fourth straight season and sixth time in eight...Selected to the Pro Bowl for the fourth time, the only Saints defensive lineman to be named four times and was selected as an *Associated Press* second-team All-Pro. In two postseason starts, collected six tackles, a sack and a pass defense...Vs. Cleveland, Sept. 16, sacked Browns QB Tyrod Taylor twice for a loss of 11 yards...Tallied five tackles (four solo), two sacks and a pass defense at Atlanta, Sept. 23...Posted two solo tackles and one sack vs. Washington, Oct. 8...Registered one sack for two-yard loss at Cincinnati, Nov. 11...Notched four solo tackles and two sacks on Thanksgiving night vs. Atlanta, Nov. 22...At Dallas, Nov. 29, tallied seven tackles (three solo), two sacks, one forced fumble and a fumble recovery as he surpassed Smith to move into fourth place in club records in takedowns...Tallied four solo tackles and two sacks of Winston at Tampa Bay, Dec. 9, as Saints clinched second consecutive NFC South division title...In NFC Divisional Playoff victory vs. Philadelphia, 1/13/19, had three solo tackles and one pass defense as the Saints held the Eagles scoreless in the final three quarters...In NFC Championship game vs. L.A. Rams, 1/20/19, recorded three tackles (one solo) and one sack. **2017** – Started all 16 regular season games for the sixth consecutive season and tallied 13.0 sacks, a defensive line-best 62 tackles (48 solo), an interception in the end zone for a touchdown, two forced fumbles and a career-best 11 passes defended to lead NFL linemen, leading team in takedowns and tied for fourth in the NFL, as he was invited to the Pro Bowl for the third time and was selected as an *Associated Press* first-team All-Pro for the first time. The model of consistency also became the first Saint to have six straight seasons of at least 60 tackles and 7.5 sacks. In two postseason starts, collected four tackles (two solo), one sack for a nine-yard loss and two passes defended...At Minnesota, Sept. 11, made two tackles (two solo), one sack and one pass defended...At Carolina, Sept. 24, recorded seven tackles (three solo) and one sack...Against Miami in Wembley Stadium, Oct. 1, played in 100th career game and recorded four solo tackles, one sack and one pass defended, part of an effort that resulted in New Orleans' first shutout since 2012 in 20-0 blanking...Vs. Detroit, Oct. 15, started 100th career contest and made five tackles, dropped Stafford twice for a 12-yard loss, picked him off in the end zone for a touchdown and deflected two passes, earning NFC Defensive Player of the Week for first time...Vs. Chicago, Oct. 29, posted four stops and a split sack with Kenny Vaccaro...Vs. Tampa Bay, Nov. 5, had seven stops and 1.5 sacks, leading a run-stopping effort where Saints surrendered only 87 yards on 25 carries (3.5 avg.)...In come from behind win vs. Washington, Nov. 19, recorded four solo tackles and one sack...At L.A. Rams, Nov. 26, recorded four solo tackles, including two sacks and two passes defended, as a key to an effort that surrendered only 88 yards rushing (3.5 avg.)...Vs. N.Y. Jets, Dec. 17, posted a solo tackle and tied a career-high with four passes defended, as New Orleans surrendered under 300 yards (294) for the seventh time of the season...In Christmas Eve victory over Atlanta at Superdome, recorded three solo stops and two sacks...In regular season finale at Tampa Bay, Dec. 31, recorded four solo tackles and one sack...In NFC Wild Card Playoff victory vs. Carolina, 1/7/18, recorded three tackles, one sack for a nine-yard loss and a postseason career-high two passes defended...In

VETERANS

NFC Divisional Playoff loss vs. Minnesota, 1/14/18, started and played on special teams and recorded an assisted tackle. **2016** – Started all 16 games and tallied 7.5 sacks, 66 tackles (39 solo), one forced fumble and four passes defended, leading team in takedowns and the defensive line in stops...At N.Y. Giants, Sept. 18, finished with seven tackles (three solo) and one sack...Vs. Atlanta, Sept. 26, recorded four tackles (one solo) and a sack split with Nick Fairley...At San Diego, Oct. 2, recorded eight tackles (four solo), one sack and one forced fumble, part of a run-stopping effort that surrendered 2016-low 38 yards...At San Francisco, Nov. 6, tallied three tackles (two solo) and a split sack...Vs. Denver, Nov. 13, recorded nine tackles to tie a team-high and added a sack...Vs. L.A. Rams, Nov. 27, finished with three tackles, including a sack, as a key part of a defensive effort that surrendered only 247 total net yards...At Tampa Bay, Dec. 11, posted five tackles and one sack split with S Vonn Bell...At Arizona, Dec. 18, recorded three solo stops, including one quarterback takedown...Vs. Tampa Bay, Dec. 24, recorded five solo tackles, a sack and a pass defended. **2015** – After being chosen as a defensive captain for the first time in his career, started all 16 games and posted 61 tackles (39 solo), ten sacks for a total loss of 67 yards, seven passes defended, one forced fumble and two fumble recoveries. Named to second Pro Bowl. Sack total tied for 15th in NFL and tied for ninth in defensive fumble recoveries, while the season marked his second double-digit sack performance, making him just ninth Saint to post multiple double-digit campaigns...Posted three solo tackles, one sack and a fumble recovery vs. Tampa Bay, Sept. 20...Had his best game of season vs. Atlanta, Oct. 15, when he recorded a career-high-tying three sacks, seven tackles (six solo), one forced fumble and a recovery...at Indianapolis, Oct. 25, posted three tackles (two solo), two sacks and three passes defended...at Houston, Nov. 29, registered three solo tackles, a sack and one pass defense...vs. Carolina, Dec. 6, finished with a season-high ten tackles (four solo) and a sack for a nine-yard loss...Posted three tackles (two solo) and one sack vs. Detroit, Dec. 21...In season finale at Atlanta, 1/3/16, recorded four tackles (two solo), one sack and blocked a field goal attempt. Became the ninth Saint to have multiple double-digit sack seasons. **2014** – Started all 16 games. Tallied 65 tackles to lead the defensive line, 7.5 takedowns for a loss of 49 yards, one interception, five passes defended and one fumble recovery...Made his 50th career start and earned first sack of the season for a seven-yard loss in the fourth quarter and posted three tackles (two solo) vs. Minnesota, Sept. 21...Recorded four stops (three solo) and two sacks of QB Aaron Rodgers vs. Green Bay, Oct. 26...Totaled five tackles (four solo) and a sack of QB Cam Newton for a nine-yard loss at Carolina, Oct. 30...Led defensive line with five stops (three solo), a fumble recovery and a sack of QB Colin Kaepernick for a loss of nine yards, his third consecutive game with at least one takedown, four total in the span, vs. San Francisco, Nov. 9...Led the line with seven tackles (two solo) while contributing his first-career interception off a pass he tipped to himself and the team's only sack, when he dropped QB Ben Roethlisberger in the fourth quarter, while adding a career-high four passes defended at Pittsburgh, Nov. 30. Posted the first pick by a Saints defensive lineman since Will Smith at Dallas on Nov. 25, 2010...Tallied six tackles to lead defensive line and 1.5 sacks of QB Josh McCown at Tampa Bay, Dec. 28. **2013** – Opened all 16 regular season games and both playoff contests. In the regular season, recorded 66 tackles (32 solo), a club-best 12.5 sacks for loss of 101.5 yards, including three games with multiple takedowns four passes defended, two forced fumbles and two recoveries. Sack total ranked fifth in the

VETERANS

NFL and defensive fumble recovery total tied for sixth. Selected to his first career Pro Bowl as first Saints defensive lineman to be named to the NFL's All-Star game since Smith in 2006. In two playoff contests, recorded 11 tackles (seven solo) and 2.5 sacks...Finished game with six tackles (three solo) and a sack that caused a fumble at Tampa Bay, Sept. 15...Recorded seven tackles (three solo) and two sacks vs. Arizona, Sept. 22...Posted at least one sack in his third consecutive contest vs. Miami, Sept. 30, when he dropped Tannehill...Recorded four tackles and a fumble recovery at Chicago, Oct. 6...Notched a sack for second consecutive contest, when he dropped QB Thad Lewis, along with four stops (one solo), one forced fumble and one fumble recovery, vs. Buffalo, Oct. 27...Sacked Kaepernick vs. San Francisco, Nov. 17...Had a season-high 2.5 sacks at Atlanta, Nov. 21...Recorded five tackles (three solo) and two sacks vs. Carolina, Dec. 8...Tied for team lead with six tackles (two solo) while adding one more takedown of Newton to increase season total to 12.5 at Carolina, Dec. 22...Recorded four tackles and a postseason career-high 1.5 sacks of QB Nick Foles in NFC Wild Card Playoff win at Philadelphia, 1/4/14...Sacked QB Russell Wilson as part of a seven tackle (four solo) day in NFC Divisional Playoff at Seattle, 1/11/14. **2012** – Started all 16 games for the first time in his career and finished with a career-high 76 tackles (52 solo) to lead defensive line in stops, a team-leading eight sacks, three passes defended, three forced fumbles and two fumble recoveries. Also led club in forced fumbles and tied for team lead in fumble recoveries, tied for the 15th-highest total in the National Football League. Opened 15 contests at LDE and started at DT at Denver, Oct. 28...Notched five sacks in four-game stretch between Oct. 7-Nov. 5, where Saints posted a 3-1 mark...Posted a career-high 13 tackles (nine solo) in opener vs. Washington, Sept. 9...Notched one sack of Newton, adding four tackles at Carolina, Sept. 16...Had a takedown for a seven-yard loss vs. Chargers, Oct. 7...Had a sack for a four-yard loss and recorded first-career forced fumble on a fourth-and-one play at goal line at Tampa Bay, Oct. 21...Recorded the first multi-sack game of his career, tallying three takedowns of QB Michael Vick, six tackles and a forced fumble vs. Philadelphia, Nov. 5...Sacked Ryan for a six-yard loss and added seven tackles at Atlanta, Nov. 29...Dropped QB Josh Freeman for a seven-yard loss, forcing the fumble and recovering it to directly lead to a New Orleans TD in 41-0 shutout of Tampa Bay, Dec. 16. Added four tackles. **2011** – Played in all 16 regular season games with 15 starts as a rookie, 13 at LDE and two at RDE...Made 59 tackles (27 solo) with one sack, six passes defended and one fumble recovery...Played in both postseason contests, with one start and had nine tackles (eight solo) and a pass defense...Made NFL debut in league opener at Green Bay, Sept. 8, starting at right end and finished with four tackles (three solo)...After opening first two games at RDE, moved to LDE for remainder of the season, starting with a victory vs. Houston, Sept. 25, when he posted five tackles (two solo)...Finished with eight tackles (two solo) at Tampa Bay, Oct. 16...Recorded five tackles and the first fumble recovery and pass defended of his career, vs. Indianapolis, Oct. 23. Picked up first quarter fumble by RB Delone Carter that was recovered at the New Orleans 48-yard line and eventually led to a Saints TD and 21-0 lead...Tied season-best with eight stops (one solo) at Atlanta, Nov. 13...Recorded first sack of NFL career to go with three solo tackles in regular season finale vs. Carolina, 1/1/12...In return to the Bay area where he played in college, started at left end and led Saints with eight tackles (seven solo) and a pass defended in NFC Divisional Playoff at San Francisco, 1/14/12.

VETERANS

COLLEGE – Played both LDE and RDE in a 3-4 and appeared in 50 games with 33 starts, finishing college career with 175 tackles (88 solo), 16.5 sacks, 34 tackles for loss, four forced fumbles, four fumble recoveries, one interception and five pass deflections over four seasons at California...All-American second-team choice by the NFL Draft Report and an All-Pac-10 Conference first-team selection by league coaches as a senior, where as defensive team captain, he started all 12 games at LDE in 3-4 and recorded 62 tackles (33 solo), 5.5 sacks, 12.5 stops behind the line of scrimmage, three forced fumbles, one recovered for a touchdown and four passes defended...Earned All-Pac 10 honorable mention and was recipient of team's Bob Tessier Award as the most improved defensive lineman as a junior when he served as starting RDE and recorded 48 tackles (26 solo), ranking second on team with six sacks and 9.5 tackles for losses, also recovering a fumble and defending a pass...As sophomore, started eight games and played in every contest at RDE, posting 47 tackles (26 solo), four sacks, placing second among defenders with 11 stops for loss...Posted a three-yard interception return, as he forced a fumble and recovered another...Played in all 13 games as freshman and had 18 tackles (seven solo) with a sack and a fumble recovery returned 13 yards for a TD...Legal studies major

PERSONAL – Father Steve, played college football at Brown, then for 13 seasons with the Minnesota Vikings, where he was a six-time Pro Bowl selection and is a member of the team's Ring of Honor, recording career totals of 498 receptions for 6,307 yards and 28 touchdowns...Prepped at Chandler (Ariz.) HS...Earned All-State his senior year in 2006 after registering 85 tackles and 17.5 sacks...Named the Fiesta Region Defensive Player of the Year after breaking Chandler's career quarterback takedown record in only one season...State discus champion as senior...One of the team's leading philanthropists, recognized as the 2017 and 2021 club nominee for the NFL Walter Payton Man of the Year...A regular visitor to area schools to discuss topics such as literacy, importance of academics and physical fitness...Hosts an annual football camp for youth Greater New Orleans...In 2017 and 2019, participated in USO Tours to visit with and support United States military stationed abroad...Regularly engages with the Youth Empowerment Project (YEP), a community-based organization to support local youth through participation in their periodic events and sponsoring an annual holiday sneaker shopping spree...Annual participant in New Orleans Saints Hall of Fame Golf Tournaments...Inducted into the Reese's Senior Bowl Hall of Fame in 2021...Both through a significant financial donation and personal involvement in the training program, teamed up with Crescent City Corps and the New Orleans Police Department to further support a program designed to equip police officers with leadership development and community engagement training, also serving as the executive producer of a multi-episode NFL Network series, which chronicled the entire training process through the October graduation ceremonies...As Hurricane Ida hit the Gulf Coast in 2021, despite the team being forced to evacuate for a month to start the season, Jordan immediately stepped up to pledge a \$40,000 dollar donation to Second Harvest Food Bank to help produce 10,000 meals, a \$50,000 donation to the United Way of Southeastern Louisiana and a \$10,000 donation to Giving Hope for a total of \$100,000. Jordan also pledged a donation of \$1,000 for every sack he or a teammate made in 2021 (total of \$46,000) to local nonprofits for Hurricane Ida relief including the Greater New Orleans Foundation...In March, joined former teammate Mark Ingram along with current teammate Alvin Kamara to visit Liberia to engage in

VETERANS

volunteer work and engage with youth and community leaders and government leaders...Cameron Tyler Jordan was born July 10, 1989.

CAMERON JORDAN

Year	Team	GP	GS	Tot	TACKLES			Yds	INTERCEPTIONS					FUMBLES		
					Solo	Asst	Sk		No	Yds	Lg	TD	PD	FF	FR	Yds
2011	New Orleans	16	15	59	27	32	1.0	5.0	0	0	-	0	6	0	1	0
2012	New Orleans	16	16	76	52	24	8.0	54.0	0	0	-	0	3	3	2	0
2013	New Orleans	16	16	66	32	34	12.5	101.5	0	0	-	0	4	2	2	11
2014	New Orleans	16	16	65	38	27	7.5	49.0	1	6	6	0	5	0	1	0
2015	New Orleans	16	16	61	39	22	10.0	67.0	0	0	-	0	7	1	2	0
2016	New Orleans	16	16	66	39	27	7.5	51.5	0	0	-	0	4	1	0	0
2017	New Orleans	16	16	62	48	14	13.0	93.5	1	0	0	1	11	2	0	0
2018	New Orleans	16	16	49	35	14	12.0	67.0	0	0	-	0	6	1	1	0
2019	New Orleans	16	16	53	37	16	15.5	98.0	0	0	-	0	3	0	1	0
2020	New Orleans	16	16	51	34	17	7.5	42.0	0	0	-	0	3	1	0	0
2021	New Orleans	16	16	59	38	21	12.5	75.5	0	0	-	0	6	2	0	0
2022	New Orleans	16	16	66	40	26	8.5	67.5	0	0	-	0	2	2	0	0
2023	New Orleans	17	17	43	20	23	2.0	8.0	0	0	-	0	3	0	1	0
NFL Totals		209	208	776	479	297	117.5	779.5	2	6	6	1	63	15	11	11

ADDITIONAL STATISTICS: Blocked Kicks – (2015, 1) Total: 1.

SINGLE-GAME HIGHS: Tackles – 13, vs. Washington (9/9/12); Sacks – 4, at Atlanta (11/28/19); Interceptions – 1 (2x), at Pittsburgh (11/30/14) and vs. Detroit (10/15/17); Passes Defensed – 4 (2x), at Pittsburgh (11/30/14) and vs. N.Y. Jets (12/17/17); Forced Fumbles – 1 (15x), last at Philadelphia (1/1/23); Fumble Recoveries – 1 (11x), last at New England (10/8/23); Blocked Field Goals – 1, at Atlanta (1/3/16).

POSTSEASON

Year	Team	GP	GS	Tot	TACKLES			Yds	INTERCEPTIONS					FUMBLES		
					Solo	Asst	Sk		No	Yds	Lg	TD	PD	FF	FR	Yds
2011	New Orleans	2	1	9	8	1	0.0	0.0	0	0	-	0	2	0	0	0
2013	New Orleans	2	2	11	7	4	2.5	15.0	0	0	-	0	0	0	0	0
2017	New Orleans	2	2	4	2	2	1.0	9.0	0	0	-	0	2	0	0	0
2018	New Orleans	2	2	6	4	2	1.0	8.0	0	0	-	0	1	0	0	0
2019	New Orleans	1	1	3	3	0	1.0	4.0	0	0	-	0	0	0	0	0
2020	New Orleans	2	2	9	8	1	0.0	0.0	0	0	-	0	0	0	0	0
NFL Totals		11	10	42	32	10	5.5	36.0	0	0	-	0	5	0	0	0

POSTSEASON SINGLE-GAME HIGHS: Tackles – 8, at San Francisco (1/14/12); Sacks – 1.5, at Philadelphia (1/4/14); Interceptions – 0; Passes Defensed – 2, vs. Carolina (1/7/18); Forced Fumbles – 0; Fumble Recoveries – 0.



ALVIN KAMARA

41 | RB

HEIGHT: 5-10 • WEIGHT: 215
 COLLEGE: TENNESSEE
 JOINED SAINTS: D3A-17
 NFL EXPERIENCE: 8
 BORN: 7/25/95

NFL CAREER – Since being selected by the Saints in the third round (67th overall) of the 2017 NFL Draft, Alvin Kamara has emerged as one of the most explosive and versatile offensive weapons in the NFL, earning All-Pro honors in 2017 and 2020 and five consecutive Pro Bowl selections (2017-21). Despite missing four games in 2023, he led the team in both rushing and total yards from scrimmage

VETERANS

(1,160), as he carried 180 times for 694 yards with five touchdowns and caught 75 passes for 466 yards with one touchdown. Kamara became the Saints all-time leader in rushing touchdowns (54), total touchdowns (78) and all-purpose yardage (10,706). In 2023, Kamara also became the first Saint to reach 10,000 career yards from scrimmage (10,048), and tied WRs Marques Colston and Joe Horn for the most seasons with at least 75 catches in franchise history. The only Saints running back named to the Pro Bowl five times, he became the fastest player in NFL history to reach 3,000 rushing yards and 3,000 receiving yards. It took Kamara 66 games to eclipse the mark previously held by Roger Craig (70). Since coming into the NFL in 2017, Kamara ranks fourth in the league in touchdowns (78), third in total yards from scrimmage (10,048), third in rushing touchdowns (54), eighth in rushing yards (5,829), second among running backs' receptions totals (505) and second in receiving yardage (4,219). Kamara is also the franchise's all-time postseason rushing leader with 93 carries for 357 yards and three touchdowns, adding 33 receptions for 274 yards and a scoring grab.

CAREER TRANSACTIONS – Reinstated from Reserve/COVID-19, 1/10/21; Placed on Reserve/COVID-19, 1/1/21; Signed to a five-year contract extension, 9/12/20; Signed to a four-year contract, 6/2/17; Selected by the Saints in the third round (67th overall) of the 2017 NFL Draft.

HONORS – 2021: Pro Bowl; NFC Offensive Player of the Week (Week 7); Jim Finks Media Appreciation Award (cooperation with local media); **2020:** Pro Bowl; FedEx Ground Player of the Week (Week 16); NFC Offensive Player of the Week (Week 16); Second-team *Associated Press* All-Pro (flex position); PFWA All-NFC; Jim Finks Media Appreciation Award (cooperation with local media); **2019:** Pro Bowl; **2018:** Pro Bowl; Second-team Pro Football Focus All-Pro (flex position); **2017:** Pro Bowl; FedEx Ground Player of the Week (Week Nine); Pepsi NFL Rookie of the Week (Weeks 4, 9, 10, 11, 12, 13 and 17); NFL Offensive Rookie of the Month (November); Second-team *Associated Press* All-Pro (flex position); PFWA All-NFC and All-Rookie; NFL Offensive Rookie of the Year (*Associated Press* and *Sports Illustrated*); PFWA Offensive Rookie of the Year (co-winner); NFL Rookie of the Year (*The Sporting News* and Pepsi).

2023 GAME BY GAME

Date	Opp.	RUSHING							RECEIVING				
		GP	ST	ATT	YDS	AVG	LG	TD	REC	YDS	AVG	LG	TD
10/1	TB	X	X	11	51	4.6	13	0	13	33	2.5	10	0
10/8	@NE	X	X	22	80	3.6	10	1	3	17	5.7	12	0
10/15	@HOU	X	X	19	68	3.6	13	0	7	36	5.1	15	0
10/19	JAX	X	X	17	62	3.6	17	0	12	91	7.6	21	0
10/29	@IND	X	X	17	59	3.5	16t	1	4	51	12.8	25	1
11/5	CHI	X	X	9	26	2.9	13	0	4	44	11.0	17	0
11/12	@MIN	X	X	9	42	4.7	9	0	7	33	4.7	13	0
11/26	@ATL	X	X	15	69	4.6	16	0	4	50	12.5	20	0
12/3	DET	X	X	14	51	3.6	16	2	6	58	9.7	13	0
12/10	CAR	X	X	12	56	4.7	9t	1	3	-11	-3.7	5	0
12/17	NYG	X	X	16	66	4.1	15	0	5	44	8.8	17	0
12/21	@LAR	X	X	9	19	2.1	5	0	5	16	3.2	9	0
12/31	@TB	X	X	10	45	4.5	13	0	2	4	2.0	5	0
1/7	ATL			Inactive (Knee)						Inactive (Knee)			
2023 Season		13	12	180	694	3.9	17	5	75	466	6.2	25	1

VETERANS

2023 – Played in 13 games with 12 starts (did not start vs. N.Y. Giants, Dec. 17), finishing with 180 carries for 694 yards, leading the team in rushing for sixth straight season to extend his club record, with five TDs, and caught 75 passes, ranking first among NFC running backs and second among NFL tailbacks, for 466 yards with a TD...Vs. Tampa Bay, Oct. 1, made season debut and rushed 11 times for 51 yards and caught a team-high 13 passes for 33 yards...At New England, Oct. 8, carried 22 times for 80 yards, one TD, and caught three passes for 17 yards. With his rushing TD, became the Saints' all-time leader with 73 career TDs, passing RB Deuce McAllister and joined RB Mark Ingram II as the second Saint in franchise history to record 50 rushing TDs...At Houston, Oct. 15, rushed 19 times for 68 yards and caught seven passes for 36 yards. Became franchise's all-purpose yardage (9,831) leader, surpassing Colston...Vs. Jacksonville, Oct. 19, rushed 17 times for 62 yards and caught 12 passes for 91 yards for 153 total yards from scrimmage. For the first time in his career, Kamara recorded double-digit receptions in multiple contests in the same season, with 13 vs. Tampa Bay and 12 vs. Jacksonville. Additionally, Kamara's two-point conversion reception was the fifth of his career, making him franchise leader in that category, passing Ingram...At Indianapolis, Oct. 29, rushed 17 times for 59 yards and a TD. Also caught four passes for 51 yards and a TD, racking up 110 all-purpose/scrimmage yards. After his first quarter TD catch, surpassed 10,000 all-purpose yards for his career, extending his club record, and becoming the ninth Saint to record 4,000 career receiving yards. Kamara has also recorded 11 games with a rushing and receiving touchdown, moving into a tie with Pro Football Hall of Fame RB Jim Brown for fifth in NFL history. Kamara and 49ers RB Christian McCaffrey (15) are the fifth and sixth players all-time with both a rushing and receiving touchdown in 11 career contests, joining Pro Football Hall of Famers Marshall Faulk (15 games), Lenny Moore (12) and Brown (11) as well as Brian Westbrook (12)...At Minnesota, Nov. 12, finished with nine rushes for 42 yards and seven catches for 33 yards. Converted both two-point attempts to help the Saints pull within one possession in the second half. With seven career successful two-point attempts, Kamara tied the NFL record for two-point conversions with Marshall Faulk...Vs. Detroit, Dec. 3, finishing with 14 carries for 51 yards and two TDs, along with a team-high six receptions for 58 yards (9.7 avg.). Kamara's two rushing TDs made him the club recordholder (53), surpassing Ingram. Surpassed Colston to become team leader in yards from scrimmage (9,807)...Vs. Carolina, Dec.10, finished with 12 carries for 56 yards and a TD and caught three passes. Reached 493 career receptions, surpassing PFHOF RB Walter Payton for 18th all-time...Vs. N.Y. Giants, Dec. 17, led team in rushing, finishing with 16 carries for 66 yards and caught five passes for 44 yards. Surpassed 1,000 yards from scrimmage for the season (1,076), becoming just the 16th RB to have 1,000+ scrimmage yds in each of their first seven seasons, eight reaching the PFHOF. Kamara became only the second player in Saints history to record six seasons with at least 65 grabs. He joined Colston, who notched seven seasons with at least 65 receptions...At L.A. Rams, Dec. 21, rushed nine times for 19 yards and had five receptions for 16 yards, as he became the 63rd Saint to appear in 100 regular season contests. Extended his career reception total to 503, becoming the 17th RB in NFL history with 500 catches...At Tampa Bay, Dec. 31, finished with 10 carries for 45 yards and caught two passes for four yards. Became first player in franchise history to accumulate 10,000 career yards from scrimmage (10,048). It marked Kamara's fifth campaign with at least 75 receptions, moving him into a tie with Colston and

VETERANS

WR Horn for most in franchise history. Left in the third quarter with an ankle injury and did not return. **2022** – Played in 15 games with 13 starts (was not in opening lineup, Oct. 30, vs. Las Vegas and Dec. 24, at Cleveland), carrying 223 times for 897 yards (4.0 avg.) with two TDs, making Kamara the only Saint to have five consecutive seasons leading the team in rushing, surpassing Ingram (2014-17) and RB George Rogers (1981-84). Kamara and Ingram (2012, 2014-17) are also the only two Saints to lead the club in rushing five times overall. Added in 57 receptions for 490 yards for 1,387 total yards from scrimmage (leading team for the second consecutive season). This was Kamara's sixth straight year with at least 1,300 total yards from scrimmage, becoming the first player to accomplish this feat since Julio Jones (2014-19). With Kamara's eighth career 100-yard rushing game, he surpassed RB Chuck Muncie for sixth-most 100-yard rushing games in franchise history...In season-opening win at Atlanta, Sept. 11, ran nine times for 39 yards and caught three passes for seven yards...Vs. Tampa Bay, Sept. 18, inactive (ribs)...At Carolina, Sept. 25, carried 15 times for 61 yards and caught two passes for 12 yards...Vs. Seattle, Oct. 9, returned to the field after missing the Week Four contest in London (ribs) and carried 23 times for 103 yards and caught six passes for 91 yards (15.2 avg.), including a career-long 54-yard grab...Vs. Cincinnati, Oct. 16, carried 19 for 99 yards (5.2 avg.) and added six receptions for 25 yards...At Arizona, Oct. 20, carried 11 times for 49 yards and caught seven passes for 56 yards (8.0 avg.)...Vs. Las Vegas, Oct. 30, recorded nine receptions, 158 scrimmage yards (96 receiving, 62 rushing), as he led team in rushing and receiving and all three of the game's touchdowns (two receiving to tie career-high, one rushing). With tenth career game with both a rushing and receiving touchdown, he and McCaffrey are the only two players with ten such performances in their first six career seasons in NFL history. They joined Roger Craig (434) as the only running backs with at least 400 receptions in their first six seasons, as he became the fifth Saint with 400 career catches...Vs. L.A. Rams, Nov. 20, carried 12 times for 42 yards and caught four passes for 47 yards...At Tampa Bay, Dec. 5, carried 12 times for 26 yards and had two receptions for 11 yards...Vs. Atlanta, Dec. 18, carried 21 times for 91 yards and had two receptions for 13 yards...At Cleveland, Dec. 24, led team in rushing with 20 carries for 76 yards, including one touchdown to move into a tie with Colston for first in club record books in total touchdowns (72) and to move into a tie for first with McAllister for second in club record books in rushing touchdowns (49), also catching two passes for 34 yards, including a 29-yard grab to lead team with 126 total yards from scrimmage...At Philadelphia, 1/1/23, carried 16 times for game-high 73 yards (4.6 avg.) and caught a pass for a seven-yard gain...Vs. Carolina, 1/8/23, carried 23 times for 107 yards and also caught a three-yard pass. **2021** – Played in 13 games with ten starts (Did not open Weeks Nine, 14 and 18) and led team in both rushing and receiving for the second consecutive season as he carried a career-high 240 times for 898 yards with four touchdowns and caught a club-best 47 receptions for 439 yards (9.3 avg.) with five touchdowns, leading team with nine total scores...Vs. Green Bay (played in Jacksonville, Fla. due to Hurricane Ida), Sept. 12, finished with 83 yards on 20 rushes. Added eight yards on three grabs, with one touchdown, surpassing Pierre Thomas for the seventh-most receptions in club record books and the most catches all-time for a Saints running back...Rushed for five yards on eight attempts and recorded four receptions for 25 yards, at Carolina, Sept. 19...At New England, Sept. 26, carried 24 times for 89 yards and caught three passes for 29 yards with a TD, totaling

VETERANS

118 scrimmage yards...Had 26 attempts for 120 yards (4.6 avg.), vs. N.Y. Giants, Oct. 3. This was Kamara's second 100-yard game against the Giants (9/30/18 at MetLife Stadium)...At Washington, Oct. 10, led team in rushing and totaled over 100 yards from scrimmage, carrying 16 times for 71 yards and a score, his first rushing TD on the season and caught five passes for 51 yards with a TD...Rushed 20 times for 51 yards and caught 10 passes for 128 yards and a touchdown, totaling 179 scrimmage yards on the contest, at Seattle, Oct. 25. Set first half career-highs with eight receptions for 109 receiving yards and a touchdown, becoming the first running back with at least eight receptions and 100 receiving yards in the first half of a game since Westbrook in Week 13 of 2004 against Green Bay. With his ten total catches, Kamara's career reception total was second-highest by an NFL player in his first five years, passing Ladainian Tomlinson for second all-time. With 351 career receptions, Kamara surpassed Lance Moore for sixth in receptions in franchise history. Kamara's 51 rush yards moved him into the top five rushing leaders in Saints history with 3,759 yards, surpassing Thomas...Vs. Tampa Bay, Oct. 31, rushed 19 times for 61 yards with a TD. Added three receptions for 15 yards...Saw time on offense and rushed 13 times for 50 yards with a score and caught four passes for 54 yards, totaling 104 yards from scrimmage, vs. Atlanta, Nov. 7...Inactive for the next four contests (knee)...At N.Y. Jets, Dec. 12, returned and rushed 27 times for 120 yards with a score and caught four passes for 25 yards. Kamara's previous game at MetLife Stadium with over 100 rushing yards was against the Giants (134 yards rushing, Sept. 30, 2018). His second quarter touchdown run was his 67th and tied him for the second-most TDs in a player's first 70 games since the 1970 merger behind Tomlinson's 68 in 67 career games. With four receptions, he moved into first all-time in NFL history for the most catches by a RB in his first five seasons with 362, passing Craig's 358...Carried 11 times for 18 yards and caught two passes for 13 yards, at Tampa Bay, Dec. 19...Vs. Miami, Dec. 27, carried 13 times for 52 yards and two receptions for seven yards...Finished with 13 carries for 32 yards and caught five passes for 68 yards with a touchdown, totaling 100 scrimmage yards, vs. Carolina, 1/2/22...At Atlanta, 1/9/22, finished with a career-high 30 rushes for 146 yards and caught two passes for 16 yards. Kamara finished the season with 4,238 career rushing yards, surpassing Dalton Hilliard (1986-93) for fourth place in club record books. It was Kamara's sixth career game with at least 100 rushing yards and his career-best third of 2021. **2020** - Played in 15 regular season games with ten starts and became the second Saint to lead the team in both rushing and receiving as he carried 187 times for a career-high 932 yards (5.0 avg.) with a franchise-record 16 touchdown runs, caught a team-best and career-high 83 receptions, which led NFL running backs, for 756 yards (9.1 avg.) with five touchdowns, leading the NFL with a franchise-record 21 touchdowns. Became only running back in NFL records with at least 80 receptions in each of his first four seasons. Also ranked second in the league with 93 first downs and third with a career-best 1,688 total yards from scrimmage. In two postseason contests, carried 41 times for 184 yards with one touchdown and also caught five passes for 37 yards...In NFC Divisional Playoff vs. Tampa Bay, 1/17/21, started and carried 18 times for 85 yards and caught three passes for 20 yards...In NFC Wild Card Playoff vs. Chicago, 1/10/21, carried 23 times for 99 yards with a TD and caught two passes for 17 yards for career-playoff best 116 yards from scrimmage...Vs. Minnesota, in the Saints' Christmas 52-33 win, Kamara tied the NFL record for both total touchdowns and rushing touchdowns, as he carried 22

VETERANS

times for a career-high 155 yards (7.0 avg.) with six scores, adding three receptions for 17 yards for 172 total yards from scrimmage. The rushing touchdowns tied the record set by Ernie Nevers of the Chicago Cardinals on Nov. 28, 1929. For total touchdowns, he joined Nevers, the Cleveland Browns' Dub Jones (Nov. 25, 1951) and the Bears' Gale Sayers (Dec. 12, 1965), which catapulted him into being the NFL's rushing touchdown champion (21), joining Hilliard (1989) as only the second Saint to ever lead the league...Reached the end zone twice (one rushing and one receiving) on 67 total yards from scrimmage in opening win start vs. Tampa Bay, Sept. 13...Started and carried 13 times for 79 yards (6.1 avg.) with two TDs and caught nine passes for 95 yards for 184 yards from scrimmage at Las Vegas, Sept. 21...Had 52-yard receiving TD on 13 grabs for a career-high 139 yards (10.7 avg.), including career-best two TD grabs, to go with six carries for 58 yards (9.7 avg.), for a career-high 197 yards from scrimmage vs. Green Bay, Sept. 27...Started and carried 19 times for 83 yards with one TD to tie the franchise record for scoring in six consecutive regular season games dating back to 2019, at Detroit, Oct. 4...Started and carried 11 times for 45 yards, caught eight passes for 74 yards and returned a kickoff 31 yards in overtime in come-from-behind victory vs. L.A. Chargers, Oct. 12...Started and carried 14 times for 83 yards (5.9 avg.) and caught eight passes for 65 yards vs. Carolina, Oct. 25...Carried 12 times for 67 yards (5.6 avg.) and caught nine passes for 96 yards in overtime win at Chicago, Nov. 1...Started and carried nine times for 40 yards with one touchdown in 38-3 blowout victory at Tampa Bay, Nov. 8. **2019** – Played in 14 games with nine starts and led the Saints in rushing with 171 carries for 797 yards (4.7 avg.) with five touchdowns and finished second on the team in receiving with 81 grabs for 533 yards and one touchdown. With 1,330 total yards from scrimmage, Kamara became the first Saint to reach 1,300 in each of his first three seasons and joined Deuce McAllister (2002-04) as only the second Saint to reach the milestone in three straight campaigns. In NFC Wild Card Playoff vs. Minnesota, 1/5/20, added seven carries for 21 yards and one TD and eight receptions for 34 yards...In opener vs. Houston, Sept. 9, started and finished with 169 yards from scrimmage, leading team with 97 yards on 13 carries and 72 yards on seven receptions...At L.A. Rams, Sept. 15, started and rushed for team-high 45 yards on 13 carries and caught a pass for 15 yards...At Seattle, Sept. 22, started and rushed for 69 yards on 16 carries. Also finished with nine catches for 92 yards and a TD for 161 yards from scrimmage...Vs. Dallas, Sept. 29, started and carried 17 times for 69 yards and added three receptions for 20 yards...Vs. Tampa Bay, Oct. 6, started and led team in rushing with 62 yards on 16 carries. Also caught six passes for 42 yards and completed a pass for a 13-yard gain...At Jacksonville, Oct. 13, started and rushed for 31 yards and recorded seven catches for 35 yards...Missed next two games (knee/ankle)...Vs. Atlanta, Nov. 10, finished with four carries for 24 yards and receptions for 50 yards...At Tampa Bay, Nov. 12, led team in rushing with 13 carries for 75 yards to go with ten catches for 47 yards. Also returned three punts for 32 yards...Vs. Carolina, Nov. 24, finished with 54 yards on 11 carries and nine receptions for 48 yards...On Thanksgiving night at Atlanta, Nov. 28, started and finished with team-high 61 yards on 11 carries and caught four passes for 23 yards...Vs. Indianapolis, Dec. 16, started and rushed for 66 yards on 14 carries (4.7 avg.) to go along with five receptions for 23 receiving yards. Kamara became just the fourth NFL running back to amass 2,000 yards rushing and 2,000 yards receiving in their first three seasons, joining McCaffrey, Craig and Herschel Walker...At Tennessee, Dec. 22,

VETERANS

started and carried 11 times for a team-high 80 yards (7.3 avg.) and two TDs. Added 30 receiving yards on six catches. Became third player with at least 500 receiving yards and 500 rushing yards in each of his first three seasons, joining Abner Haynes (1960-62) and Walker (1986-88)...At Carolina, Dec. 29, carried eight times for 39 yards (4.9 avg.) with two TDs and caught two passes for 18 yards (9.0 avg.). **2018** – Played in the first 15 games of the season with 13 starts and led the Saints in rushing with 194 carries for 883 yards (4.6 avg.) with 14 touchdowns and finished second on the team in receiving with 81 grabs for 709 yards and four TDs. 18 total touchdowns ranked second in the NFL. His 14 rushing TDs were a club-best all-time at the time and ranked second in the league. His 1,592 yards from scrimmage ranked seventh in the NFL. Added 126 kickoff return yards and 82 punt return yards, finished sixth in league with 1,800 all-purpose yards. In the postseason Kamara added 24 carries for 86 yards and 15 receptions for 131 yards. Returning six kickoffs for 164 yards (27.3 avg.), Kamara's 381 all-purpose yards were the highest NFL postseason total...In regular season opener vs. Tampa Bay, Sept. 9, started and rushed for 29 yards on eight carries, with two TDs and a two-point conversion run. In addition, caught nine passes for a career-high 112 yards and a TD...Vs. Cleveland, Sept. 16, started and played on special teams. Rushed for team-high 46 yards and a successful two-point conversion run. In addition, caught six passes for 53 yards for 100 total yards from scrimmage...At Atlanta, Sept. 23, started and rushed for 66 yards on 16 carries. Also finished with 15 catches for 124 yards (both career-highs). Finished with 190 yards from scrimmage. Returned three punts for 16 yards to total 206 all-purpose yards. Receptions total was tied for second all-time for an RB and the most since Atlanta's William Andrews in 1981...At N.Y. Giants, Sept. 30, started and carried 19 times for 134 yards (7.1 avg.) with three TDs and added five receptions for 47 yards (9.4 avg.) for 181 yards from scrimmage, the second straight week he exceeded 180...At Baltimore, Oct. 21, started and led team in rushing with 64 yards on 17 carries and a TD and caught two passes for 11 yards... At Minnesota, Oct. 28, started and rushed for 45 yards and a TD, recorded seven catches for 31 yards and a TD and returned one punt 15 yards...Vs. L.A. Rams, Nov. 11, started and finished with 19 carries for 82 yards and four receptions for 34 yards, his third three-TD performance of 2019, finishing with two rushing TDs and a receiving TD. Scored tenth touchdown of the season on an eight-yard first quarter run, and joined TE Jimmy Graham (2013-14), Ingram (2016-17) and Horn (2003-04) as only the third Saint with back-to-back seasons of double-digit TDs. Kamara was the only Saint to do so his first two seasons...At Cincinnati, Nov. 11, started and finished with 12 carries for 56 yards and two TDs to go along with four catches for 46 yards. Also returned a punt for two yards...Vs. Philadelphia, Nov. 18, started and finished with 71 yards rushing on 13 carries and a 37-yard TD catch. Kamara, who had 826 receiving yards and 728 rushing yards as a rookie, became the fourth player in NFL history with both 500 rushing yards and 500 receiving yards in each of his first two seasons, joining Edgerrin James, Walker and Haynes...Vs. Atlanta, Nov. 22, started and finished with a team-high 89 rushing yards on 14 carries, caught a nine-yard pass, and returned a punt seven yards...At Dallas, Nov. 29, started and finished with a team-high eight receptions tallying 36 yards. Rushed for 36 yards, surpassing his rookie total of 726 rushing yards. Returned three punts for 17 yards, including a 16-yard return...At Tampa Bay, Dec. 9, started and rushed for 51 yards on 12 carries to go along with five receptions for 36 receiving yards. Also returned three kickoffs for 76 yards...At

VETERANS

Carolina, Dec. 17, started and carried 14 times for 67 yards and one touchdown. Added 36 receiving yards on seven catches...Vs. Pittsburgh, Dec. 23, carried seven times for 23 yards with two touchdowns and caught four passes for 82 yards (20.5 avg.). With 14 rushing touchdowns in 2018, set what was the Saints single-season record previously held by McAllister (2002), Rogers (1981) and Hilliard (1989). Also set what was a career-high with 18 touchdowns, tying what was the club record with Hilliard (1989). With 82 receiving yards, joined Walker the second player in NFL history to have 1,500 rushing yards and 1,500 receiving yards his first two seasons...Vs. Carolina, Dec. 30, inactive...Vs. Philadelphia, 1/13/19, started in NFC Divisional playoff and led Saints in rushing, finishing with 16 carries for 71 yards, including a 12-yard rush for a first down with 1:03 left to seal victory. Also recorded four receptions for 35 yards...In NFC Championship vs. L.A. Rams, 1/20/19, finished with eight carries for 15 yards, a postseason career-high 11 receptions for a playoff career-best 96 yards and returned postseason career-high four kickoffs for playoff career-high 119 yards, including a postseason career-long 34-yard return. 230 all-purpose yards was a postseason career-best. **2017** – Played in all 16 games and started three contests. He totaled 120 rushes for 728 yards (NFL-best 6.1 avg.) and eight touchdowns, and 81 receptions for 826 yards (10.2 avg.) and five TDs and brought back 11 kickoffs for 347 yards with a club-record 106-yard TD. Set club receiving yardage record for a running back, club rookie touchdowns record (14) and combined with Ingram for the only RB duo in NFL history each with 1,500 total yards from scrimmage (Kamara-a team-leading 1,554). In two postseason contests led team with 66 yards rushing and a touchdown and caught five passes for 72 yards with one TD, bringing back two kickoffs for 50 yards...At Minnesota, Sept. 11, carried seven times for 18 yards, had four receptions for 20 yards and returned a kickoff 20 yards...Vs. New England, Sept. 17, carried once for three yards, had three receptions for 51 yards and returned three kickoffs for 71 yards...At Carolina, Sept. 24, carried twice for 37 yards, including a 25-yard TD, his first career NFL score and added three receptions for five yards...At Dolphins in London's Wembley Stadium, Oct. 1, carried five times for 25 yards, caught ten passes for 71 yards with one TD and returned a kickoff 23 yards...Vs. Detroit, Oct. 15, started and carried ten times for 75 yards. Added three grabs for 12 yards...At Green Bay, Oct. 22, carried nine times for 57 yards and caught five passes for 50 yards...Vs. Chicago, Oct. 29, carried eight times for 28 yards with one TD and caught three passes for 48 yards (16.0 avg.)...Vs. Tampa Bay, Nov. 5, carried ten times for 68 yards with a TD and had six receptions for 84 yards, including a 33-yard TD, for two total TDs and game-high 152 scrimmage yards...At Buffalo, Nov. 12, carried 12 times for 106 yards with a TD and added five receptions for 32 yards to finish with a team-high 138 total yards from scrimmage, combining with Ingram to have only the third dual 100-yard rushing game in team history, the first since 2006...Vs. Washington, Nov. 19, finished with eight carries for 42 yards (5.3 avg.). Reeled in six catches for 74 yards and a TD. Rushed for his first career two-point conversion and the first by Saints in 2017 to tie contest...At L.A. Rams, Nov. 26, started in two-RB set and finished with five carries for 87 yards (17.4 avg.), including career-long 74-yard TD and six receptions for 101 yards with one touchdown for a team season-high and 188 total scrimmage yards. Became first Saints rookie to score a TD in five straight contests and the first player since Walker in 1986 to have both 500 yards rushing and 500 yards receiving in his first 11 NFL games. Joined Sayers (1965) as only the second rookie in NFL history

VETERANS

with multiple games of 150 scrimmage yards, a rushing touchdown and a receiving TD and selected NFL Offensive Rookie of the Month...Vs. Carolina, Dec. 3, started and carried nine times for 60 yards with two rushing TDs and caught five passes for 66 yards. Joined former Washington WR Charley Taylor (1963) and Detroit RB Billy Sims (1980) as only the third rookie in NFL records to record 600 yards rushing and 600 yards receiving...At Atlanta, Dec. 7, carried once for two yards and caught three passes for 25 yards before leaving (concussion)... Vs. N.Y. Jets, Dec. 17, finished with 12 carries for 44 yards and six receptions for 45 yards and a ten-yard TD...Vs. Atlanta, Dec. 24, carried 12 times for 32 yards, caught a team-high seven passes for 58 yards and returned two kickoffs for 72 yards...At Tampa Bay, Dec. 31, played on offense and special teams, carrying nine times for 44 yards with a seven-yard touchdown, catching six passes for 84 yards with 40-yard reception and returning four kickoffs for 155 yards, including a 106-yard touchdown return, the longest play in team history. Finished with game-high 128 scrimmage yards and game-high and career-high 283 all-purpose yards...In NFC Wild Card Playoff vs. Carolina, 1/7/18, started and carried ten times for 23 yards with a fourth quarter two-yard touchdown and caught a ten-yard pass...In NFC Divisional Playoff at Minnesota, 1/14/18, carried 11 times for 43 yards, caught four passes for 62 yards and a fourth quarter 14-yard touchdown grab and returned two kickoffs for 50 yards.

COLLEGE – Played in 24 games in two seasons at Tennessee and rushed 210 times for 1,294 yards (6.2 avg.) with 16 touchdowns, caught 74 passes for 683 yards (9.2 avg.) with seven TDs and brought back a punt for a score. Finished senior campaign with a team-high 1,188 all-purpose yards (596 rushing, 392 receiving, 184 punt return, 16 kickoff return) and 13 total touchdowns. Tied for third in SEC in touchdowns and ranked seventh in all-purpose yards...312 all-purpose yards at Texas A&M (10/8/16) set a school record. All-purpose yardage total was second-most by an FBS player in 2016. Matched career-high with three touchdowns (two rushing, one receiving). With 127 yards on career-high 18 carries and 161 yards on a career-high eight catches, joined Jamal Lewis (128/105, at Kentucky in 1997) as only two Vols to record 100 rushing yards and 100 receiving yards in same game. Added 24 return yards...After transferring from a season at Hutchinson (Kan.) Community College, played in all 13 games with one start in 2015, rushing for 698 yards with seven TDs. Second on squad in receptions (34 for 291 yards and three TDs). As punt returner, eight returns for 100 yards (12.5 avg.) with a TD. 6.5 yards per carry average ranked third in the SEC and tied for eighth with 11 TDs...Caught two touchdowns as Vols rallied from 24-3 deficit to beat 19th-ranked Georgia (10/10/15), finishing with five catches for 31 yards. Second Vol in school history with a rushing touchdown and punt return for touchdown in same game (other was Stanley Morgan in 1975) with a two-yard rushing TD and a 50-yard punt return TD vs. Western Carolina (9/19/15); TD for punt return was first return of his career in high school, junior college or college; also ran for 47 yards...Rushed for 144 yards, a UT-record for most rushing yards in a debut and two touchdowns vs Bowling Green (9/5/15)...In 2014, named the KJCC Offensive Player of the Year at Hutchinson. In nine games, ran for 1,211 yards with 18 TDs...Led team with 1,469 yards of total offense and 21 touchdowns. In 2013, redshirted at Alabama.

PERSONAL – Produced a highlight reel of a 2012 senior season at Norcross (Ga.) HS when he rushed for 2,264 yards and 26 touchdowns (7.5 avg.) and added 22

VETERANS

receptions for 286 yards and five scores...Earned Georgia Mr. Football honors from the *Atlanta Journal-Constitution*...Class 6A Player of the Year and garnered first-team All-State honors from the Georgia Sports Writers Association... Added 1,300 yards rushing and 17 TDs as a junior in 2011...A NASCAR fan who has attended several races, in the 2021 offseason, Kamara's "The Big Squeazy" juice and smoothie bar partnered with the charitable organization Son of a Saint and JD Motorsports to officially sponsor Ryan Vargas' car...Serves as the car racing body's first-ever Growth and Engagement Advisor and works directly with NASCAR leadership on strategic planning and creative opportunities that support its fan development efforts...In 2023, launched his own NASCAR merchandise collection...In March, visited his mother's birth country of Liberia, participating in several volunteer activities and visiting with youth, government and community leaders to learn more about the nation's needs and potential... Following his standout 2020 Christmas performance, Son of a Saint reported \$61,000 in donations made from 750 fantasy football winners in Kamara's name...Alvin Mentian Kamara was born July 25, 1995 in Atlanta, Ga.

ALVIN KAMARA

Year	Team	RUSHING							RECEIVING				
		GP	GS	Att	Yds	Avg	Lg	TD	No	Yds	Avg	Lg	TD
2017	New Orleans	16	3	120	728	6.1	74t	8	81	826	10.2	40	5
2018	New Orleans	15	13	194	883	4.6	49t	14	81	709	8.8	42	4
2019	New Orleans	14	9	171	797	4.7	40	5	81	533	6.6	41	1
2020	New Orleans	15	10	187	932	5.0	49	16	83	756	9.1	52t	5
2021	New Orleans	13	10	240	898	3.7	30	4	47	439	9.3	31	5
2022	New Orleans	15	13	223	897	4.0	27	2	57	490	8.6	54	2
2023	New Orleans	13	12	180	694	3.9	17	5	75	466	6.2	25	1
NFL Totals		101	70	1,315	5,829	4.5	74t	54	505	4,219	8.4	54	23

Year	Team	PUNT RETURNS						KICKOFF RETURNS				
		No	FC	Yds	Avg	Lg	TD	No	Yds	Avg	Lg	TD
2017	New Orleans	0	0	0	-	-	0	11	347	31.5	106t	1
2018	New Orleans	12	9	82	6.8	16	0	4	126	31.5	50	0
2019	New Orleans	4	1	30	7.5	27	0	0	0	-	-	0
2020	New Orleans	1	0	0	-	-	0	2	44	22.0	31	0
2021	New Orleans	3	0	29	9.7	14	0	0	0	-	-	0
NFL Totals		20	10	141	7.1	27	0	17	517	30.4	106t	1

ADDITIONAL STATISTICS: Two-Point Conversions – (2017, 1); (2018, 3); (2023, 3) **Total: 7;** Passing – One 13-yard completion in 2019.

SINGLE-GAME HIGHS: Receptions – 15, at Atlanta (9/23/18); Receiving Yards – 139, vs. Green Bay (9/27/20); Long Reception – 54, vs. Seattle (10/9/22); Receiving TDs – 2, vs. Green Bay (9/27/20); Rushes – 30, vs. Atlanta (1/9/22); Rushing Yards – 155, vs. Minnesota (12/25/20); Long Rush – 74t, at Los Angeles Rams (11/26/17); Rushing TDs – 6-Tied NFL Record, vs. Minnesota (12/25/20); Total Yards From Scrimmage – 197, vs. Green Bay (9/23/20); Punt Returns – 3 (3x), last at Tampa Bay (11/17/19); Punt Return Yards – 32, at Tampa Bay (11/17/19); Long Punt Return – 27, at Tampa Bay (11/17/19); Kickoff Returns – 4, at Tampa Bay (12/31/17); Kickoff Return Yards – 155, at Tampa Bay (12/31/17); Long Kickoff Return – 106t, at Tampa Bay (12/31/17); Total TDs – 6-Tied NFL Record, vs. Minnesota (12/25/20).

POSTSEASON

Year	Team	RUSHING							RECEIVING				
		GP	GS	Att	Yds	Avg	Lg	TD	No	Yds	Avg	Lg	TD
2017	New Orleans	2	1	21	66	3.1	10t	1	5	72	14.5	23	1
2018	New Orleans	2	1	24	86	3.6	15	0	15	131	8.7	23	0
2019	New Orleans	1	1	7	21	3.0	9	1	8	34	4.3	9	0
2020	New Orleans	2	1	41	184	4.5	25	1	5	37	7.4	10	0
NFL Totals		7	4	93	357	3.8	25	3	33	274	8.3	23	1

Year	Team	PUNT RETURNS						KICKOFF RETURNS				
		No	FC	Yds	Avg	Lg	TD	No	Yds	Avg	Lg	TD
2017	New Orleans	0	0	0	-	-	0	2	50	25.0	30	0

VETERANS

ALVIN KAMARA

2018	New Orleans	0	0	0	-	-	0	6	164	27.3	34	0
NFL Totals		0	0	0	-	-	0	8	214	26.8	34	0

ADDITIONAL POSTSEASON STATISTICS: Miscellaneous Forced Fumbles - (2017, 1) Total: 1; Miscellaneous Tackles - (2017, 1) Total: 1.

POSTSEASON SINGLE-GAME HIGHS: Receptions - 11, vs. Los Angeles Rams (1/20/19); Receiving Yards - 96, vs. Los Angeles Rams (1/20/19); Long Reception - 23 (2x), at Minnesota (1/14/18) and vs. Philadelphia (1/13/19); Receiving TDs - 1, at Minnesota (1/14/18); Rushes - 23, vs. Chicago (1/10/21); Rushing Yards - 99, vs. Chicago (1/10/21); Long Rush - 25, vs. Chicago (1/10/21); Rushing TDs - 1 (3x), last vs. Chicago (1/10/21); Total Yards From Scrimmage - 116, vs. Chicago (1/10/21); Kickoff Returns - 4, vs. Los Angeles Rams (1/20/19); Kickoff Return Yards - 119, vs. Los Angeles Rams (1/20/19); Long Kickoff Return - 34, vs. Los Angeles Rams (1/20/19); All-Purpose Yards - 230, vs. Los Angeles Rams (1/20/19).



TANOH KPASSAGNON

92 | DE

HEIGHT: 6-7 • WEIGHT: 289
COLLEGE: VILLANOVA
JOINED SAINTS: UFA-21 (KC)
NFL EXPERIENCE: 8
BORN: 6/14/94

NFL CAREER - This versatile and experienced defensive lineman enters his fourth season with the Saints and eighth NFL campaign. The Ambler, Pa. native has appeared in 101 regular season games with 34 starts over his seven-year NFL career and has recorded 139 tackles (92 solo), 16.5 sacks, nine passes defended, two forced fumbles, one fumble recovery and one blocked field goal. Recovering from an offseason achilles injury, Kpassagnon is ardently rehabilitating with the hopes of a 2024 return.

TRANSACTIONS - Agreed to terms on a two-year contract extension with New Orleans, 2/27/23; Placed by Saints on Injured Reserve, 12/2/21; Agreed to terms on a two-year contract with New Orleans Saints (UFA-KC), 3/29/21; Signed to a four-year contract by Kansas City, 6/7/17; Selected in the second round (59th overall) of the 2017 NFL Draft by Kansas City Chiefs.

2023 - Appeared in all 17 games as a key piece of line rotation and special teams units for Saints, totaling 19 tackles (12 solo), 3.5 sacks for a loss of 24 yards, four stops for loss and two passes defended...Recorded two stops (one solo) and one half sack in shutout victory at New England, Oct. 8... Added two solo tackles in win vs Carolina, Dec. 10, in victory where New Orleans surrendered only 99 net passing yards...Posted six tackles (career-high tying five solo) and career-high three sacks for 20-yard loss in dominant performance vs N.Y. Giants, Dec. 17.

2022 - Appeared in 15 games with five starts at DE for New Orleans and recorded 28 tackles (15 solo) and two sacks for a loss of 13 yards...At Arizona, Oct. 20, recorded three tackles (two solo), including two stops for loss...Vs. Baltimore, Nov. 7, appeared on special teams and defense, posting a career-high five solo tackles...At Pittsburgh, Nov. 13, started and recorded three tackles (two solo)

VETERANS

and a sack for five-yard loss...Vs. L.A. Rams, started at LDE in place of injured Cameron Jordan, also seeing action on special teams and had a split sack/assisted tackle/QB hit for 4.5-yard loss...Started at Tampa Bay, Dec. 5 and recorded two assisted tackles and a split sack/QB hit. **2021** – Appeared in eight games with five starts at RDE in first season in New Orleans. Recorded 18 tackles (14 solo), tied a career-high with four sacks and added two passes defended and a forced fumble...In Saints debut in opener vs. Green Bay (played in Jacksonville, Fla. due to Hurricane Ida), Sept. 12, finished with two solo tackles, a sack and a forced fumble...Sacked Mac Jones for a 14-yard loss and added two solo tackles at New England, Sept. 26, first start as a Saint...Started in 13-10 Monday Night Football win at Seattle, Oct. 25, sacking Geno Smith for a 11-yard loss and adding three tackles. **2020** – Appeared in all 16 regular season games with 15 starts in final campaign for Kansas City, recording 28 tackles (20 solo), one sack and three passes defended, while starting all three playoff games with five tackles (one solo), a sack and a pass defense in run to Super Bowl LV...Tallied four tackles and a pass defense in overtime win at L.A. Chargers, Sept. 20...Recorded first sack of 2020 at Denver, Oct. 25...Posted season-high five tackles (four solo) vs. Carolina, Nov. 8...Sacked Josh Allen for an 18-yard loss in AFC Championship win vs. Buffalo, 1/24/21. **2019** – Appeared in all 16 regular season games with eight starts and opened all three postseason contests for Super Bowl LIV champion Chiefs, posting career-highs in tackles (29 total with career-best 21 solo) and sacks (four), adding two passes defended, his first career forced fumble and fumble recovery and a blocked field goal...Recorded first sack of 2019 and added two solo tackles and first career forced fumble at Oakland, Sept. 15...Sacked Aaron Rodgers twice for a 30-yard loss vs Green Bay, Oct. 27...Tied a season-high with five tackles (three solo) and a sack vs. Oakland, Dec. 1...Blocked a field goal attempt at New England, Dec. 8...Tallied a postseason-best with two sacks of Ryan Tannehill and added a pass defense in AFC Championship win vs. Tennessee, 1/19/20...Recorded two tackles (one solo) in Super Bowl LIV victory vs. San Francisco, 2/2/20. **2018** – Appeared in regular season 13 games for Chiefs, finishing with four tackles (three solo)...Recorded two tackles (one solo) at L.A. Chargers, Sept. 9...Played on defense and special teams in AFC Divisional Playoff win vs. Indianapolis, 1/12/19. **2017** – Appeared in all 16 regular season games with one start for Chiefs, posting 13 tackles (seven solo), two sacks for a loss of 17 yards loss and one special teams stop...Made first career NFL start in regular season finale at Denver, Dec. 31, where he turned in career-bests with seven tackles (four solo), three stops for loss and first two career sacks...Played on defense and special teams in AFC Wild Card game vs. Tennessee, 1/6/18.

COLLEGE – Villanova standout appeared in 41 career games in four seasons... Totaled 105 tackles (65 solo), 22 sacks, four forced fumbles, three fumble recoveries and a 29-yard interception return...Garnered first-team AP FCS All-American in 2016, ranking sixth in FCS with 21.5 tackles for loss and tying for fifth nationally with 11 sacks...Turned in first-team All-CAA in 2015 with 9.5 tackles for loss and 6.5 sacks...Played as reserve in 2013 with 15 tackles and a sack...Missed eight games (knee) in sophomore campaign where he tallied 12 tackles, five for loss and 3.5 sacks in six games...Redshirted in 2012...Graduated with degrees in accounting and finance as double major.

PERSONAL – Attended Wissahickon (Ambler, Pa.) HS, lettering in football, track and basketball, receiving first-team All-League in football and basketball and was a 4.0 student...Mother Winifred Wafuoyo, a Uganda native, is a chemist in

VETERANS

the Philadelphia area, holding her doctorate...Father, Patrice Kpassagnon Tagro, is an economist, holding his doctorate, who lives in the Ivory Coast...Spent two summers interning with PricewaterhouseCoopers in Philadelphia, working in accounting and finance the first summer and tax accounting the second...Born in Kalamazoo, Mich. on June 14, 1994...Name pronounced: Tawn-oh pass-N-yo.

TANOH KPASSAGNON

Year	Team	GP	GS	Tot	TACKLES			Yds	INTERCEPTIONS					FUMBLES			
					Solo	Asst	Sk		No	Yds	Lg	TD	PD	FF	FR	Yds	
2017	Kansas City	16	1	13	7	6	2.0	17.0	0	0	-	0	0	0	0	0	0
2018	Kansas City	13	0	4	3	1	0.0	0.0	0	0	-	0	0	0	1	0	0
2019	Kansas City	16	8	29	21	8	4.0	47.0	0	0	-	0	2	1	1	0	0
2020	Kansas City	16	15	28	20	8	1.0	3.0	0	0	-	0	3	0	0	0	0
2021	New Orleans	8	5	18	14	4	4.0	38.0	0	0	-	0	2	1	0	0	0
2022	New Orleans	15	5	28	15	13	2.0	13.0	0	0	-	0	0	0	0	0	0
2023	New Orleans	17	0	19	12	7	3.5	24.0	0	0	-	0	2	0	0	0	0
NFL Totals		101	34	139	92	47	16.5	142.0	0	0	-	0	9	2	1	0	0
Saints Totals		40	10	65	41	24	9.5	75.0	0	0	-	0	4	1	0	0	0

ADDITIONAL STATISTICS: Special Teams Tackles – (2017, 1) Total: 1; Blocked Field Goals – (2019, 1) Total: 1.

SINGLE-GAME HIGHS: Tackles – 7, at Denver (12/31/17); Solo Tackles – 5 (2x), last vs. N.Y. Giants (12/17/23); Sacks – 3, vs. N.Y. Giants (12/17/23); Interceptions – 0; Passes Defensed – 1 (9x), last at Minnesota (11/12/23); Forced Fumbles – 1 (2x), at Oakland (11/29/18) and vs. Green Bay (Played in Jacksonville-9/12/21); Fumble Recoveries – 1, at Tennessee (11/10/19); Special Teams Tackles – 1, at New York Jets (12/3/17).

POSTSEASON

Year	Team	GP	GS	Tot	TACKLES			Yds	INTERCEPTIONS					FUMBLES			
					Solo	Asst	Sk		No	Yds	Lg	TD	PD	FF	FR	Yds	
2017	Kansas City	1	0	0	0	0	0.0	0.0	0	0	-	0	0	0	0	0	0
2018	Kansas City	1	0	0	0	0	0.0	0.0	0	0	-	0	0	0	0	0	0
2019	Kansas City	3	3	5	3	2	2.0	10.0	0	0	-	0	1	0	0	0	0
2020	Kansas City	3	3	5	4	1	1.0	18.0	0	0	-	0	0	0	0	0	0
NFL Totals		8	6	10	7	3	3.0	28.0	0	0	-	0	1	0	0	0	0

POSTSEASON SINGLE-GAME HIGHS: Tackles – 3, at Tampa Bay (2/7/21); Solo Tackles – 3, at Tampa Bay (2/7/21); Sacks – 2, vs. Tennessee (1/19/20); Interceptions – 0; Passes Defensed – 1, vs. Tennessee (1/19/20); Forced Fumbles – 0; Fumble Recoveries – 0.



NIKO LALOS

57 | DE

HEIGHT: 6-5 • WEIGHT: 269

COLLEGE: DARTMOUTH

JOINED SAINTS: FA-22

NFL EXPERIENCE: 2

BORN: 6/25/97

NFL CAREER – Signed by the New York Giants as an undrafted free agent out of Dartmouth, Lalos saw action in six of the final games of the 2020 season, recording five tackles (two solo), one interception and a fumble recovery. After spending the 2021 season on the Giants practice squad, Lalos joined New Orleans in the middle of the 2022 preseason and spent the second half of the season on

VETERANS

the Saints practice squad, followed by a successful stint in the spring with the XFL's Seattle Sea Dragons. In 2023, Lalos spent the entire season on the practice squad for New Orleans following a standout preseason, where he recorded four sacks.

CAREER TRANSACTIONS – Signed by the Saints to a reserve/future contract, 1/8/24; Signed by New Orleans to the practice squad, 8/30/23; Waived by the Saints, 8/29/23; Signed by the Saints, 5/16/23; Signed to the Saints practice squad, 11/16/22; Waived by the Saints, 8/30/22; Signed by the New Orleans Saints, 8/15/22; Waived by the Giants, 8/5/22; Signed to reserve/future contract by the Giants, 1/10/22; Signed to the Giants practice squad, 9/1/21; Released by Giants, 8/31/21; Signed to the active roster off the Giants practice squad, 12/5/20; Standard elevation off the Giants practice squad, 11/29/20; Signed to the Giants practice squad, 9/6/20; Waived by the Giants, 9/5/20; Signed by the New York Giants as a rookie free agent, 4/28/20

2023 – Spent the entire season on the Saints practice squad after his four sacks in the preseason led the NFC and was tied for the NFL lead...Finished with 35 tackles, seven stops for loss, 1.5 sacks, one forced fumble and one interception for the XFL's Seattle Sea Dragons in the Spring. **2022** – Spent the second half of the season on Saints' practice squad after joining the team in the middle of training camp. **2021** – Spent the entire season on New York Giants practice squad. **2020** – Played in six games and posted five tackles (two solo), one interception, one pass defense, one fumble recovery and one assisted special teams stop for the New York Giants...At Cincinnati, Nov. 29, made NFL debut and posted first career interception, becoming first Giant to intercept a pass in pro debut since 9/13/15, when he picked off Bengals quarterback Brandon Allen...At Seattle, Dec. 6, recorded his first two career tackles (two solo) and recovered a fumbled snap, becoming the first Giant with at least one interception and one opponent fumble recovery in first two NFL games since 1950.

COLLEGE – Played in 24 games in three seasons for Dartmouth, recording 59 tackles (32 solo), including 17.5 tackles for loss and 11 sacks, nine passes defended, an interception and a fumble recovery...As a senior in 2019, selected first-team All-Ivy League after posting career-high totals of 35 tackles (21 solo), ten stops for loss, 5.5 sacks and one interception returned for a touchdown, his first career points...As a junior in 2018, named an All-Ivy League honorable mention selection after playing nine games and posting 17 tackles (ten solo) and five sacks, ranking him second on the team and fifth in the conference...As a sophomore in 2017, recorded six tackles...Graduated with a degree in economics.

PERSONAL – Prepped at St. Vincent-St. Mary (Akron, Ohio) HS...Prior to his regular season NFL debut, NBA Legend LeBron James, who attended the same high school, wished Lalos good luck on Twitter...As a senior, won the school's Ironman Award and was an *Associated Press* Northeast Ohio Inland All-District pick...Team won state championships his first two years and went 50-7 over his four seasons...Lettered three times in basketball...Earned a taekwondo black belt at age ten...Participated in the 2023 Saints Thanksgiving Turkey Giveaway at Dryades YMCA...Supported the Food Bank for New York City during the 2021 season by funding Backpack programs for P.S. 57 Hubert H. Elementary and sponsoring

VETERANS

a teacher appreciation program...Chosen as his team's Most Valuable Player at the Hula Bowl following the conclusion of his college career, after notching two sacks and a forced fumble...Nikolas A. Lalos was born on June 25, 1997 in Akron, Ohio.

NIKO LALOS

Year	Team	TACKLES							INTERCEPTIONS					FUMBLES		
		GP	GS	Tot	Solo	Asst	Sk	Yds	No	Yds	Lg	TD	PD	FF	FR	Yds
2020	N.Y. Giants	6	0	5	2	3	0.0	0.0	1	0	0	0	1	0	1	0
NFL Totals		6	0	5	2	3	0.0	0.0	1	0	0	0	1	0	1	0

ADDITIONAL STATISTICS: Special Teams Tackles - (2020, 1) Total: 1.

SINGLE GAME-HIGHS: Tackles - 2, at Seattle (12/6/20); **Solo Tackles** - 2, at Seattle (12/6/20); **Interceptions** - 1, at Cincinnati (11/29/20); **Passes Defensed** - 1, at Cincinnati (11/29/20); **Fumble Recoveries** - 1, at Seattle (12/6/20); **Special Teams Tackles** - 1, at Baltimore (12/27/20).



MARSHON LATTIMORE

23 | CB

HEIGHT: 6-0 • WEIGHT: 192
 COLLEGE: OHIO STATE
 JOINED SAINTS: D1A-17
 NFL EXPERIENCE: 8
 BORN: 5/20/96

NFL CAREER - This former *Associated Press* NFL Defensive Rookie of the Year has had two consecutive injury-shortened seasons that he will look to rebound from in 2024. When in the lineup, Lattimore has continued his stellar play and stymied opposing wideouts with his elite coverage abilities. Lattimore started all ten games he played in and posted 48 stops (39 solo), one interception and defensed eight passes. Overall, he has started all 90 regular season games he's appeared in, totaling 375 tackles (304 solo), 15 interceptions (tied for eighth in club record books), five forced fumbles, five fumble recoveries and a team-record 86 passes defensed, fourth-most in the NFL since he entered the league in 2017. Lattimore has opened all seven postseason contests he has appeared in, recording 23 tackles (22 solo), two picks and ten passes defensed. Entering his eighth campaign, Lattimore has established himself as one of the league's premier cornerbacks as the only Saints defensive back to be selected to the Pro Bowl four times.

CAREER TRANSACTIONS - Signed to five-year contract extension, 9/12/21; Fifth-year option exercised, 3/19/20; Signed to four-year contract, 6/2/17; Selected by the Saints in the first round (11th overall) of the 2017 NFL Draft.

HONORS - 2021: Pro Bowl; **2021:** Pro Bowl; **2019:** Pro Bowl (starter); PFWA All-NFC. **2017:** Pro Bowl; NFL Defensive Rookie of the Year (*AP*, *ESPN.com*, *Sports Illustrated* and PFWA). PFWA All-Rookie and All-NFC; Pepsi NFL Rookie of the Week (Weeks Five, Seven, 15 and 17). NFL Defensive Rookie of the Month (October

VETERANS

and December).

2023 – Started all ten games he played in and posted 48 stops (39 solo), one interception and defended eight passes. Missed last seven games (ankle)...In opening win vs. Tennessee, Sept. 10, recorded two solo tackles, four passes defended and one pick, the 15th of his career to move into tie for eighth place in club records...Recorded five tackles (three solo) and one pass defense at Carolina, Sept. 18, Finished with five tackles (four solo), in helping lead defense to a 34-0 shutout win at New England, where they gave up only 111 net passing yards... Finished with a season-high nine solo tackles, one stop for loss and one pass defended at Indianapolis, Oct. 29.

2022 – Started all seven games he played in and posted 29 stops (20 solo), one interception returned for a 12-yard touchdown and defended four passes as New Orleans ranked second in the NFL in pass defense and fifth in total defense. Missed ten games (abdomen)...At Atlanta, Sept. 11, recorded three tackles (two solo)...Vs. Tampa Bay, Sept. 18, recorded two tackles (one solo) and one pass defended...Vs. Minnesota (London), Oct. 2, led the team with ten tackles (seven solo)...Vs. Seattle, Oct. 9, recorded one pass defense. Left in fourth quarter (abdomen)...Would miss the next ten contests in recovery...At Philadelphia, 1/1/23, started at RCB and in his return to the field, posted six solo tackles, a 12-yard interception return for a touchdown of Eagles QB Gardner Minshew and two passes defended...Vs. Carolina, 1/8/23, started at RCB and recorded eight tackles (four solo) to tie for the team lead, as New Orleans surrendered only 32 net passing yards, the sixth lowest total by a Saints opponent all-time and Panthers QB Sam Darnold managed only a 2.8 passer rating, the lowest an opposing quarterback (min. ten att.) had against the Saints all-time.

2021 – Started all 16 games he played in and posted a career-high 68 stops (career-best 55 solo), three interceptions, defended 19 passes, and recovered a fumble during a standout campaign where he was a Pro Bowl selection for the fourth time...Vs. Green Bay (game played in Jacksonville, Fla. due to Hurricane Ida), Sept. 12, collected three tackles (two solo) along with a pass defended in the Saints 38-3 win over Packers...At Carolina, Sept. 19, inactive (thumb)...At New England, Sept. 26, recorded a team-high ten tackles (eight solo), an interception of Patriots QB Mac Jones and a pass defense...Vs. N.Y. Giants, Oct. 3, recorded two tackles (one solo) with a pass defense...At Washington, Oct. 10, recorded one solo tackle and career-high six passes defended, the National Football League's highest 2021 total...At Seattle, Oct. 25, recorded two solo tackles with a pass defense...Vs. Tampa Bay, Oct. 31, recorded three solo tackles...Vs. Atlanta, Nov. 7, recorded six tackles (four solo)...Vs. Dallas, Dec. 2, finished with eight tackles (five solo), defended three passes, and recorded his second interception of season...At N.Y. Jets, Dec. 12, finished with five solo tackles and defended two passes...At Tampa Bay, Dec. 19, finished with four solo tackles, a fumble recovery, and two passes defended in the Saints 9-0 win over the defending Super Bowl champions... Vs. Miami, Dec. 27, finished with three tackles (two solo), defended a pass, and recorded an interception of Dolphins QB Tua Tagovailoa, his third of the season to tie for team lead...Vs. Carolina, 1/2/22, finished with four tackles (two solo), as New Orleans surrendered a season-low 90 net passing yards...In season finale at Atlanta, 1/9/22, finished with two solo tackles.

2020 – Opened all 14 regular season games that he appeared in at RCB and posted 61 tackles (51 solo), two interceptions and 11 passes defended to pace the NFL's fifth-ranked pass defense. Started both postseason contests and posted three solo tackles and four passes defended as the Chicago Bears and Tampa Bay Buccaneers managed only 191 and

VETERANS

189 net passing yards respectively. First Saints defensive back selected to three Pro Bowls...At Chicago, Nov. 1, recorded a season-high eight tackles and picked off Bears QB Nick Foles for the third time in his career (including twice in the 2018 postseason vs. Philadelphia) with one pass defense...At Atlanta, Nov. 6, finished with four solo tackles and two passes defended...Vs. Minnesota, Dec. 25, recorded six tackles (five solo) and two passes defended...At Carolina, 1/3/21, picked off Panthers QB P.J. Walker in the third quarter for his second interception to close out regular season. With a pass defense, defended eight passes in final five contests...In NFC Wild Card Playoff vs. Chicago, 1/10/21, finished with two solo tackles and two passes defended...In season-ending NFC Divisional Playoff loss vs. Tampa Bay, 1/17/21, posted a solo tackle and two passes defended. **2019** – Started all 14 games he appeared in at RCB and posted 57 tackles, one interception and ranked first on team with club best 14 passes defended. Became the first Saints cornerback selected to two Pro Bowls...At Seattle, Sept. 22, recorded career-high 12 tackles (career-high ten solo) and a pass defense...Vs. Dallas, Sept. 29, finished with four solo tackles and two passes defended...Vs. Tampa Bay, Oct. 6, recorded three tackles (two solo) and two passes defended...At Jacksonville, Oct. 13, finished with three solo tackles, three passes defended, and an interception. Forced Minshew's first interception as a starter in the NFL...Vs. Atlanta, Nov.10, finished with two tackles (one solo) and a pass defense. Left game in first half (thigh) and missed next two games (hamstring)...At Atlanta, Nov. 28, returned to action and tied a team-high with nine tackles (eight solo). Added one pass defense...Vs. Indianapolis, Dec. 16, recorded one pass defended...At Carolina, Dec. 29, posted three tackles (two solo) and one pass defended...In NFC Wild Card Playoff vs. Minnesota, 1/5/20, finished with four solo tackles and a pass defense. **2018** – Started all 16 regular season contests, recording 59 tackles (49 solo), two interceptions to tie for the team lead, a team-high 12 passes defended, a club-best four forced fumbles, tied for sixth in the NFL and three fumble recoveries, returned for 91 yards. Led team in takeaways and tied for second in the NFL in defensive fumble recoveries, the highest total among DBs. Opened both postseason contests and recorded ten tackles (nine solo), led team with two interceptions and tied club-best with two passes defended...Vs. Cleveland, Sept. 16, finished with four tackles (three solo) and one forced fumble...At N.Y. Giants, Sept. 30, finished with four solo tackles and a fumble recovery...Vs. Washington, Oct. 8, recorded an assisted tackle before leaving in first quarter (concussion)...At Baltimore, Oct. 21, recorded three solo tackles and two passes defended...At Minnesota, Oct. 28, recorded three tackles (two solo) and a fumble recovery returned 54 yards...Vs. L.A. Rams, Nov. 4, started and played on special teams and finished with four tackles (two solo)...At Cincinnati, Nov. 11, finished with an assisted tackle as part of an effort where New Orleans surrendered only 174 net yards passing...Vs. Philadelphia, Nov. 18, recorded first interception of season, picking off Eagles QB Carson Wentz in first quarter. Led the defense with four tackles and two passes defended...Vs. Atlanta, Nov. 22, finished with five tackles (four solo), a forced fumble and two passes defended in Thanksgiving night win...At Dallas, Nov. 29, posted ten tackles (nine solo) and forced and recovered a fumble...At Tampa Bay, Dec. 9, recorded five solo tackles, two passes defended, an interception, and a forced fumble to help New Orleans repeat as NFC South Champions for the first time...At Carolina, Dec. 17, recorded two tackles (one solo)...Vs. Pittsburgh, Dec. 23, finished with six solo tackles and a pass defense, as New Orleans clinched the NFC's top playoff seed...Vs. Carolina, Dec. 30,

VETERANS

notched two tackles (one solo)...In NFC Divisional Playoff vs. Philadelphia, 1/13/19, recorded two interceptions, including a fourth quarter interception to end Philadelphia's final drive. The two picks tied a Saints single-game playoff career-high. The turnovers were the first postseason interceptions of Lattimore's career, and increased his season total (regular season and postseason combined) to four interceptions, and three against the Eagles. Lattimore also finished with four tackles and two passes defended. Lattimore recorded the Saints first multi-interception postseason game since Jabari Greer had two picks in the 2011 NFC Wild Card Playoff vs. Detroit...In NFC Championship vs. L.A. Rams, 1/20/19, started and had a postseason career-high six tackles (playoff career-high five solo). **2017** - Started all 13 games he played in and totaled 53 tackles (44 solo), a forced fumble, a fumble recovery, five interceptions for 85 yards and 18 passes defended, leading all NFL rookies in picks and tying for fifth in the league overall, for which he led the Saints as well as in passes defended. Consensus *Associated Press* NFL Defensive Rookie of the Year, combined with fellow Saint, RB Alvin Kamara who captured the *AP* Offensive Rookie of the Year to become the first duo from same team to sweep the rookie awards in same season since the Detroit Lions' Lem Barney and Mel Farr (1967). Started both postseason contests and recorded six solo tackles and a club-best four passes defended...Made NFL debut in opener at Minnesota, Sept. 11 and finished with four tackles...Vs. New England, Sept. 17, recorded seven tackles (six solo) and two passes defended. Left in second half (concussion)...Inactive at Carolina, Sept. 24 (concussion)...Against Miami in London, Oct. 1, tied for team lead with five solo tackles and added a forced fumble as New Orleans pitched their first shutout since 2012...Vs. Detroit, Oct. 15, had five tackles (one solo), a 27-yard interception return for a TD, two passes defended and a forced fumble. Return was one of a club-record three Saints defensive scores...At Green Bay, Oct. 22, finished with three solo tackles and a pass defense, as the Saints surrendered only 79 net passing yards...Vs. Chicago, Oct. 29, finished with three tackles, a fourth quarter 25-yard interception return to seal win, and two passes defended. October NFL Defensive Rookie of the Month, culminating four games where he recorded 16 tackles (12 solo), two interceptions, one brought back for a 27-yard TD, five passes defended, a forced fumble and a fumble recovery...Vs. Tampa Bay, Nov. 15, finished with four solo tackles and a pass defense...At Buffalo, Nov. 12, finished with a team-high five solo tackles...Vs. Washington, Nov. 19, started and posted one pass defended before exiting early (ankle), which sidelined him for the next two contests, returning briefly at start of the second half....At Atlanta, Dec. 7, returned and posted three tackles (two solo), a career-long 33-yard interception return and a pass defense...Vs. N.Y. Jets, Dec. 17, finished win with five tackles (three solo), a fourth quarter interception and three passes defended...Vs. Atlanta, Dec. 24, finished the win with six tackles (five solo) with a highlight reel interception initially caught on his backside, which he then grabbed, near the end of the first half that set up a touchdown and four passes defended...In regular season finale at Tampa Bay, Dec. 31, posted three solo tackles and a pass defended. Named NFL Defensive Rookie of the Month, for a month where he recorded 17 tackles (13 solo), had one interception in three consecutive contests and nine passes defended despite missing one game (ankle), becoming the first defensive back in the awards history since it was introduced in 1996 to receive the honor twice...Lattimore and Kamara were also the first teammates to combine to win three NFL Offensive/Defensive Rookie of the Month awards since 1998 (Jaguars: Fred Taylor, Donovan Darius).

VETERANS

COLLEGE – A first-team All-Big Ten selection and the top-rated cornerback in the NFL Draft, while playing in only 20 games at Ohio State...Lattimore made quite an impression in the Buckeyes secondary in his only campaign as a full-time starter in 2016, opening all 13 games and posting 41 tackles (30 solo), one stop for loss, four interceptions and 13 passes defended. Helped the Buckeyes rank sixth in the nation in total defense (296.8 ypg.) and third in team passing efficiency defense (94.36) and scoring defense (15.5 ppg.)...In 2015, played in Ohio State's first seven games before being sidelined for remainder of season (leg) and recorded five tackles (four solo) and three passes defended...Redshirted as freshman (2014)...Sport industry major.

PERSONAL – One of the Top 50 prospects in the country as a senior at Glenville (Cleveland, Ohio) HS...Starred in the defensive backfield and as a wideout for head coach Ted Ginn Sr., and in his senior year, the Tarblooders went 13-2 and advanced to the Division II state championship game...Had 40 receptions for 911 yards (22.8 avg.) and 16 touchdowns as a senior and had three special teams touchdowns and was named Division II's Ohio defensive player of the year...Also named a first-team *Associated Press* All-State selection...Teamed up with fellow Tarblooders and former Saints teammates Ted Ginn Jr. and Justin Hardee to provide local children with a holiday shopping spree...In 2019, hosted "A Better Day" in his hometown, a day of entertainment for local youth in his hometown...Rode in the Endymion Mardi Gras parade in 2018 and Orpheus in 2019...Born May 20, 1996.

MARSHON LATTIMORE

Year	Team	TACKLES						INTERCEPTIONS					FUMBLES			
		GP	GS	Tot	Solo	Asst	Sk	Yds	No	Yds	Lg	TD	PD	FF	FR	Yds
2017	New Orleans	13	13	53	44	9	0.0	0.0	5	85	33	1	18	1	1	0
2018	New Orleans	16	16	59	49	10	0.0	0.0	2	0	0	0	12	4	3	91
2019	New Orleans	14	14	57	46	11	0.0	0.0	1	0	0	0	14	0	0	0
2020	New Orleans	14	14	62	51	10	0.0	0.0	2	13	13	0	11	0	0	0
2021	New Orleans	16	16	68	55	13	0.0	0.0	3	35	20	0	19	0	1	1
2022	New Orleans	7	7	29	20	9	0.0	0.0	1	12	12t	1	4	0	0	0
2023	New Orleans	10	10	48	39	9	0.0	0.0	1	0	0	0	8	0	0	0
NFL Totals		90	90	375	304	71	0.0	0.0	15	145	33	2	86	5	5	92

SINGLE-GAME HIGHS: Tackles – 12, at Seattle (9/22/19); Solo Tackles – 10, at Seattle (9/22/19); Interceptions – 1 (15x), last vs. Tennessee (9/10/23); Long Interception Return – 33, at Atlanta (12/7/17); Passes Defended – 6, at Washington (10/10/21); Forced Fumbles – 1 (5x), last at Tampa Bay (12/9/18); Fumble Recoveries – 1 (5x), last at Tampa Bay (12/19/21).

POSTSEASON

Year	Team	TACKLES						INTERCEPTIONS					FUMBLES			
		GP	GS	Tot	Solo	Asst	Sk	Yds	No	Yds	Lg	TD	PD	FF	FR	Yds
2017	New Orleans	2	2	6	6	0	0.0	0.0	0	0	-	0	4	0	0	0
2018	New Orleans	2	2	10	9	1	0.0	0.0	2	14	14	0	2	0	0	0
2019	New Orleans	1	1	4	4	0	0.0	0.0	0	-	0	0	0	0	0	0
2020	New Orleans	2	2	3	2	1	0.0	0.0	0	0	-	0	4	0	0	0
NFL Totals		7	7	23	21	2	0.0	0.0	2	14	14	0	10	0	0	0

POSTSEASON SINGLE-GAME HIGHS: Tackles – 6, vs. L.A. Rams (1/20/19); Solo Tackles – 5, vs. L.A. Rams (1/20/19); Interceptions – 2, vs. Philadelphia (1/13/19); Long Interception Return – 14, vs. Philadelphia (1/13/19); Passes Defended – 2 (5x), last vs. Tampa Bay (1/17/21).



SHANE LEMIEUX

66 | G/C

HEIGHT: 6-4 • WEIGHT: 310
COLLEGE: OREGON
JOINED SAINTS: FA-24 (NYG)
NFL EXPERIENCE: 5
BORN: 5/12/97

NFL CAREER – After being selected in the fifth round (150th overall) by the Giants in the 2020 NFL Draft out of Oregon, Lemieux appeared in 18 contests with 12 starts for New York at left guard. With the ability to play both guard positions and center, Lemieux will compete on the club's interior.

CAREER TRANSACTIONS – Agreed to terms with New Orleans on a one-year contract (UFA-24), 4/29/24; Placed on Injured Reserve by New York Giants, 10/19/23; Placed on Injured Reserve by Giants, 12/28/22; Activated by Giants from Injured Reserve, 11/19/22; Placed by Giants on Injured Reserve, 9/1/22; Placed by Giants on Injured Reserve, 9/16/21; Signed to a four year contract by Giants, 7/27/20; Selected by Giants in the fifth round (150th overall) of the 2020 NFL Draft.

2023 – Appeared in four games with one start for the Giants...Started at left guard at San Francisco, Sept. 21...Suffered a season-ending biceps injury at Buffalo, Oct. 15. **2022** – Started the only contest he appeared in vs Detroit, Nov. 20... Missed majority of the campaign on Injured Reserve (toe). **2021** – Started at left guard in the season opener vs Denver, Sept. 12, before leaving the game with a season-ending knee injury. **2020** – Appeared in 12 games in his rookie campaign for New York, including starting each of the last nine contests at left guard...Part of an offensive line that helped the Giants exceed 100 rushing yards in seven consecutive games from 10/18-12/6, their longest streak since 2010...Made NFL debut at LA Rams, Oct. 4...Played and made his first career start vs Tampa Bay, Nov. 2...Part of an offensive line that helped the Giants rush for 151 yards and three touchdowns in win vs Philadelphia, Nov. 15...Part of an offensive line that helped the Giants rush for 141 yards in win at Cincinnati, Nov. 29...Part of an offense that rushed for 190 yards on 31 carries (6.1 avg) in win at Seattle, Dec. 6.

COLLEGE CAREER – Started 52 consecutive games and 3,611 snaps at left guard for Oregon from 2016-19 and was a two-time first-team *Associated Press* All-Pac 12 selection and second-team selection by conference coaches...As a senior in 2019, he started all 14 games and was selected as a *Sports Illustrated* first-team All-American and *Associated Press* and *USA Today* second-team All-American. Allowed just one sack and three QB hits in 497 pass-block snaps and was invited to the Senior Bowl...Started all 13 games at left guard in 2018 and was named to the All-Pac 12 first-team by the AP...All Pac-12 honorable mention in 2017, when he started 13 games...As a redshirt freshmen in 2016, he started all 12 games and was Pac-12 All-Academic honorable mention...Graduated with a degree in criminal law.

VETERANS

PERSONAL – Prepped at West Valley (Yakima, Wash.) HS, where he played TE as a freshmen before moving to OL...In his junior and senior seasons, Lemieux played LT and earned first-team All-Conference honors...Also played DL, adding ten tackles for loss and five sacks as senior...Played in the 2015 Semper Fidelis All-American Bowl...Supports the Wounded Warrior Project, in honor of his step-father who served in the Marines, which works to provide wounded veterans with a variety of services, programs and events year-round...Born May 12, 1997 in Yakima, Wash.

SHANE LEMIEUX

Games Played/Started: New York Giants – (2020, 12/9); (2021, 1/1); (2022, 1/1); (2023, 4/1) NFL Totals: 18/12



TYRANN MATHIEU

32 | S

HEIGHT: 5-9 • WEIGHT: 190

COLLEGE: LSU

JOINED SAINTS: UFA-22 (KC)

NFL EXPERIENCE: 12

BORN: 5/13/92

NFL CAREER – This versatile, hard-hitting, playmaking safety and New Orleans native returned home, signing with the Black and Gold after the 2022 NFL Draft and brought extensive experience to the Saints secondary. Mathieu was originally selected by the Arizona Cardinals in the third round (69th overall) in the 2013 NFL Draft out of LSU and has played for the Cardinals (2013-17), Houston Texans (2018), Kansas City Chiefs (2019-21) and Saints (2022-). In 11 NFL seasons, he has played in 163 regular season games with 154 starts and has posted career totals of 772 tackles (634 solo), 44 stops for loss, 11 sacks for a loss of 78 yards, 33 interceptions for 501 return yards, four brought back for touchdowns, 99 passes defended, five forced fumbles, seven fumble recoveries and five special teams stops. Mathieu has been selected to three Pro Bowls, three AP All-Pro teams and the Pro Football Hall of Fame's 2010's All-Decade Team.

CAREER TRANSACTIONS – Agreed to terms with New Orleans on a two-year contract through the 2025 season, 3/7/24; Signed by New Orleans to a three-year contract (UFA-KC), 5/4/21; Reinstated by Kansas City from Reserve/COVID-19, 9/11/21; Placed on Reserve/COVID-19 by Kansas City, 9/1/21; Signed by Kansas City Chiefs to a three-year contract (UFA-Hou.), 3/14/19; Signed by Houston Texans to a one-year contract, 3/16/18; Released by Arizona, 3/14/18; Placed by Arizona on Reserve/Injured 12/23/16; Signed by Arizona to a five-year contract extension, 8/2/16; Placed by Arizona on Injured Reserve, 12/22/15; Placed by Arizona on Injured Reserve, 12/10/13; Signed to a four-year contract by Arizona,

VETERANS

5/23/13; Selected by the Arizona Cardinals in the third round (69th overall) of the 2013 NFL Draft.

HONORS – **2023**: Saints Man of the Year (team nominee for NFL Walter Payton Man of the Year award); Jim Finks Media Appreciation Award; **2021**: Chiefs Man of the Year (team nominee for NFL Walter Payton Man of the Year award); Pro Bowl; 2020: First-team All-Pro (*Associated Press* and *The Sporting News*); Pro Bowl; PFWA All-NFL; **2019**: AP All-Pro (first-team as a defensive back and second-team as a safety); AFC Defensive Player of the Month (December); 2010s NFL All-Decade Team (Pro Football Hall of Fame Selectors); **2015**: NFC Defensive Player of the Week (Week Three); NFC Defensive Player of the Month (November); Pro Bowl; PFWA All-NFL; AP All-Pro (first-team); **2013**: PFWA All-Rookie; ProFootballFocus.com first-team All-Pro (slot cornerback); October NFL Defensive Rookie of the Month.

2023 GAME BY GAME

Date	Opp.	GP	ST	SOLO	AST	TOT	SACK / YDS	INT / YDS	PD	FF	FR
9/10	TEN	X	X	3	2	5	0 / 0	0 / 0	0	0	0
9/18	@CAR	X	X	3	2	5	0 / 0	0 / 0	0	0	0
9/24	@GB	X	X	2	2	4	0 / 0	0 / 0	1	0	0
10/1	TB	X	X	3	2	5	0 / 0	0 / 0	0	0	0
10/8	@NE	X	X	0	1	1	0 / 0	1 / 27	1	0	0
10/15	@HOU	X	X	2	1	3	0 / 0	0 / 0	1	0	0
10/19	JAX	X	X	3	0	3	0 / 0	0 / 0	0	0	0
10/29	@IND	X	X	1	3	4	0 / 0	0 / 0	0	0	0
11/5	CHI	X	X	5	1	6	0 / 0	0 / 0	1	0	0
11/12	@MIN	X	X	7	1	8	0 / 0	0 / 0	0	0	0
11/26	@ATL	X	X	3	1	4	0 / 0	2 / 21	2	0	0
12/3	DET	X	X	0	1	1	0 / 0	0 / 0	0	0	0
12/10	CAR	X	X	5	1	6	0 / 0	0 / 0	1	0	0
12/17	NYG	X	X	3	0	3	0 / 0	0 / 0	0	0	0
12/21	@LAR	X	X	6	3	9	0 / 0	0 / 0	1	0	0
12/31	@TB	X	X	3	2	5	0 / 0	0 / 0	0	0	0
1/7	ATL	X	X	1	2	3	0 / 0	1 / 74	1	0	0
2023 Season		17	17	50	25	75	0 / 0	4 / 122	9	0	0

2023 – Started all 17 games at free safety for the Saints serving as the leader of the secondary, recording 75 tackles (50 solo), tied for a club-best with four interceptions for a career-high 122 return yards with one touchdown and nine passes defended for a New Orleans defense that had a league-high 99 pass breakups, ranked eighth in opponent points allowed, tied for third in interceptions, fourth in total takeaways and ranked tenth in opponent net passing yards per game... Added five tackles (three solo) in opening win vs Tennessee, Sept. 10...At Carolina, Sept. 18, recorded five stops (three solo) in Monday Night Football Victory... Totaled four tackles (two solo) and a pass defense at Green Bay, Sept. 24...In 34-0 shutout win at New England, Oct. 8, recorded one tackle, one pass defended, and a key first quarter interception returned 27 yards for a TD as part of a secondary that allowed just 111 net yards passing and one first down allowed through the air...At Indianapolis, Oct. 29, finished with four stops (one solo)...Recorded six tackles (five solo) and one pass defense in win vs Chicago, Nov. 5...Notched eight tackles (season-high seven solo) at Minnesota, Nov. 12...Added four stops (three solo), two passes defended and a season-high and career-high tying two inter-

VETERANS

ceptions returned for 21 yards at Atlanta, Nov. 26...Posted six tackles (five solo) and one pass defense in win vs Carolina, Dec. 10...In win vs N.Y. Giants, Dec. 17, totaled three solo tackles...Recorded a season-high nine tackles (six solo) and a pass defended at L.A. Rams, Dec. 21...In win at Tampa Bay, Dec. 31, totaled five stops (three solo) as part of a defense that allowed 0 points through first three quarters and 44 yards of offense in first half...Added three tackles, one pass defense and an interception returned for a career-long 74 yards in season finale win vs Atlanta, 1/7/24. **2022** – Started all 17 games in his first season with the Saints, tallying a career-high 91 tackles (team-leading 64 solo), a sack, three tackles for loss, eight passes defended, a forced fumble, a fumble recovery and a team-high three interceptions for the NFL's fifth-ranked defense, second against the pass...In season-opening win at Atlanta, Sept. 11, started in Saints debut and tallied seven tackles (five solo) and one fumble recovery...Vs. Tampa Bay, Sept. 18, recorded three solo tackles...At Carolina, Sept. 25, tallied four tackles (two solo)...Vs. Minnesota (London), Oct. 2, posted seven tackles (four solo), one interception/pass defended, his first pick as a Saint...Vs. Seattle, Oct. 9, recorded five tackles (four solo)...Vs. Las Vegas, Oct. 30, posted four tackles (three solo), his first interception as a Saint in the Caesars Superdome and two passes defended as New Orleans held Las Vegas scoreless in 24-0 shutout, where the Saints surrendered only 145 net passing yards...Vs. L.A. Rams, Nov. 20, registered six tackles (four solo) and a pass defense as New Orleans surrendered only 188 net yards passing...At Tampa Bay, Dec. 5, recorded five solo tackles and one pass defended...Vs. Atlanta, Dec. 18, recorded six solo tackles with two passes defended and a sack, his first takedown of season as New Orleans surrendered only 89 net yards passing...At Cleveland, Dec. 24, posted game-high 11 tackles (six solo), including one stop for loss, as New Orleans surrendered 20 or fewer points for the seventh consecutive game...At Philadelphia, 1/1/23, recorded two solo tackles...Vs. Carolina, 1/8/23, registered eight tackles (four solo), a 41-yard interception return/pass defense and one forced fumble as New Orleans surrendered only 32 net passing yards, the sixth-lowest total by a Saints opponent all-time and QB Sam Darnold managed only a 2.8 passer rating, the lowest an opposing quarterback (min. ten att.) had against the Saints all-time. **2021** – Started the last 16 regular season games in his final season for the Chiefs and recorded 76 tackles (60 solo), a sack, three interception returns for 56 yards, including a 34-yard runback for a touchdown, six passes defended and three fumble recoveries, tied for first in the NFL. Started all three postseason contests and recorded six tackles (five solo). Selected to third Pro Bowl...After missing opener (COVID-19 protocols), returned at Baltimore, Sept. 19, and posted six solo tackles, two interception returns for 50 yards, including a 34-yard runback for a TD and three passes defended...Posted six tackles (five solo) and a sack for a 11-yard loss vs. Green Bay, Nov. 7...Made four solo tackles and recovered a fumble and returned it 14 yards at Las Vegas, Nov. 14...Posted a season-high nine tackles (seven solo) vs. Denver, Dec. 5...Recorded five solo tackles, picked off a pass he returned six yards, recovered one fumble and added one pass defense vs. Las Vegas, Dec. 12...Recovered one fumble and posted two solo tackles vs. Pittsburgh, Dec. 26. **2020** – Started all 15 regular season games he played in for Kansas City and recorded 62 tackles (48 solo), six interceptions for 70 yards with a 25-yard return for a TD, nine passes defended and a fumble

VETERANS

recovery as he was voted first-team *AP* All-Pro. Led NFL safeties in interceptions. Started all three postseason contests and made 16 tackles (13 solo) and a 17-yard interception return/pass defense...In regular season opener vs. Houston, Sept. 10, posted a season-high eight tackles (season-high six solo)...At L.A. Chargers, Sept. 20, finished with five tackles (four solo) and one pass defense...Vs. New England, Oct. 5, recorded four solo tackles and returned an interception 25 yards for a TD in the fourth quarter to seal a 26-10 win...At Denver, Oct. 25, posted five solo tackles, returned a pick 18 yards and recovered a fumble...At Tampa Bay, Nov. 29, recorded five tackles (four solo), a 22-yard interception return and a pass defense...Vs. Denver, Dec. 6, recorded seven tackles (four solo) and picked off two passes...At Miami, Dec. 13, posted two solo tackles, one interception and two passes defended...In the AFC Divisional Playoff victory over Cleveland, 1/17/21, posted seven tackles (five solo) and returned an interception 17 yards.

2019 – Started all 16 regular season games in his first season in Kansas City and posted 75 tackles (63 solo), two sacks, four interception returns for 70 yards and 12 passes defended, as he was voted as an *Associated Press* All-Pro (first-team as a defensive back and second-team as a safety). In three postseason starts, posted 18 tackles (13 solo), one stop for loss and three passes defended for the Super Bowl LIV champions...At Baltimore, Sept. 22, posted four tackles (two solo) and three passes defended to tie a career-high...At Detroit, Sept. 29, posted six tackles (five solo) and one sack...Vs. Indianapolis, Oct. 6, finished with four solo tackles and returned an interception 30 yards...Vs. Houston, Oct. 13, finished with season-high ten solo tackles and a pass defense...At L.A. Chargers, Nov. 18, posted eight tackles (four solo), a 35-yard interception return and a pass defense...Vs. Oakland, Dec. 1, made one solo tackle, one interception and a pass defense...In regular season finale vs. L.A. Chargers, Dec. 29, finished with seven solo tackles, an interception and two passes defended. Named December AFC Defensive Player of the Month, when he tallied 25 tackles, six passes defended, two interceptions and a sack through five contests, helping the Chiefs hold the opposition to the fewest points in the National Football League during that span and tally a 5-0 record...Recorded three solo tackles and two passes defended in Divisional Playoff win over Houston, 1/12/20...Finished with nine tackles (six solo), a stop for loss and a pass defense in AFC Championship game win over Tennessee, 1/19/20. **2018** – Matched career-high with 89 tackles (70 solo), a career-high 3.0 sacks, two interceptions, eight pass defenses, five stops for loss and a fumble recovery with the Texans. In AFC Wild Card Playoff vs. Indianapolis, 1/5/19, posted eight solo tackles...In Texans debut at New England, Sept. 9, posted five tackles (three solo), an interception/pass defense and a fumble recovery...At Jacksonville, Oct. 21, finished with five tackles, (four solo), a sack, an interception and a pass defense...Vs. Miami, Oct. 25, finished with seven tackles (six solo) and a sack...At Washington, Nov. 18, posted nine tackles (eight solo) and a sack. **2017**

– In final season with Arizona Cardinals, started all 16 games and finished with 74 tackles (66 solo), a sack, two interceptions, seven passes defended, a fumble recovery and four coverage stops...At Indianapolis, Sept. 17, finished with three solo tackles, a 15-yard interception return and two passes defended...Vs. San Francisco, Oct. 1, had season-high 11 solo tackles, a sack and two special teams stops in 18-15 win...At San Francisco, Nov. 5, had three solo tackles and a forced fumble in 20-10 win...Vs. Jacksonville, Nov. 26, finished with four solo tackles, an

VETERANS

interception and three passes defended. **2016** – Started ten games for the Cardinals. Posted 35 tackles (33 solo), a sack, one interception with nine yards in returns, four passes defended and a forced fumble, before being placed on Injured Reserve in Week 17 (shoulder)...In opener vs. New England, Sept. 11, recorded seven solo tackles, including one stop for loss...Recorded two solo tackles vs. Tampa Bay, allowing only 221 net passing yards, Sept. 18...At Buffalo, Sept. 25, had four solo tackles and a forced fumble...Recorded six solo tackles, a fourth interception return and two passes defended in 28-3 victory, surrendering only 197 net passing yards, vs. N.Y. Jets, Oct. 17...Inactive vs. San Francisco, Nov. 13 and at Minnesota, Nov. 20, with an ankle injury...Returned and recorded two solo tackles, a sack, five interception return yards and a pass defense, at Carolina, Nov. 27...After missing two games with a shoulder injury, returned vs. New Orleans, Dec. 11 and recorded six tackles (five solo). **2015** – Started the first 14 games for the Cardinals before suffering a season-ending right knee injury. Tied for the team lead with five interceptions, one returned 33 yards for a touchdown and led the Cardinals with 16 passes defended. Third on team with 89 tackles (career-high 80 solo). Also had 11 stops for loss, a sack and a forced fumble. Mathieu still is only the second NFL defensive back since 2000 to post at least five interceptions, ten passes defended and 11 stops for loss in a single season. A Pro Bowler for first time. Earned first-team AP All-Pro and PFWA All-NFL and November NFC Defensive Player of the Month...Registered team-leading eight solo tackles in opening win vs. New Orleans, Sept. 13. Also had a career-best three passes defended and a stop for loss...Recorded a career-high two interceptions and his first NFL TD vs. San Francisco, Sept. 27; picked off Colin Kaepernick on 49ers' second possession of the game and returned it 33 yards for a TD; then intercepted Kaepernick in the second quarter and his 17-yard return helped set up a field goal before halftime. Added five solo tackles, including one stop for loss, and had a team-leading two passes defended. Named NFC Defensive Player of the Week for the first time in his career...Forced a third quarter fumble and totaled six solo tackles and a pass defense vs. Rams, Oct. 4...Finished with seven solo tackles and tied for the team lead with three stops for a loss vs. Baltimore, Oct. 26. Also had a fourth quarter nine-yard sack of Joe Flacco to force a punt and also broke up a potential second quarter touchdown pass...Intercepted Russell Wilson in third quarter and returned it 24 yards to help set up a field goal at Seattle, Nov. 15. Added six tackles and a team-high three passes defended...Collected his fourth interception of the year when he picked off Blaine Gabbert in the first quarter at San Francisco, Nov. 29. Led team with a career-high 13 tackles, including one stop for loss, and had two passes defended...Posted team-high 11 tackles, including a stop for loss and a pass defense and two QB pressures vs. Minnesota, Dec. 10...Picked off fourth quarter Sam Bradford pass and had five tackles and a pass defense at Philadelphia, Dec. 20. Suffered season-ending right knee injury in fourth quarter on the pick and placed on Injured Reserve, Dec. 22. **2014** – Returned to action after 2013 season-ending knee injury to play in 13 regular season games with six starts and collected 39 tackles (36 solo), two stops for loss, a nine-yard interception return, one fumble recovery and five passes defended...Inactive (knee) for opener vs. San Diego, Sept. 8...Made first start of season and collected four tackles, a pass defense, a fumble recovery and a QB hit vs. Washington, Oct. 12. Recovered Andre Roberts' fourth quarter fumble, the

VETERANS

first of his career and his nine-yard return helped set up a field goal that gave the Cardinals a 23-13 lead...Recorded four solo tackles and two passes defended vs. Philadelphia, Oct. 26. Saw increased action at nickel cornerback after Patrick Peterson left the game injured in second quarter...Picked off Brandon Weeden pass intended for Jason Witten in third quarter with the Cowboys in red zone and the Cardinals holding a 14-10 lead at Dallas, Nov. 2. Also recorded five tackles and one pass defense...Had three tackles at Atlanta, Nov. 30. Left the game in the first half (thumb)...Inactive for the next two games...Returned and notched five solo tackles vs. Seattle, Dec. 21...Recorded one tackle in NFC Wild Card Playoff loss at Carolina, 1/3/15. **2013** – Played in 13 games with 11 starts for Cardinals before suffering a season-ending knee injury and finished fifth on team with 63 tackles (57 solo), one sack, two interceptions, 15 passes defended and one forced fumble, making him one of three NFL rookies to have at least two interceptions, one sack and one forced fumble. Also had four stops for loss, three QB pressures, a QB hit and a special teams tackle. October NFL Defensive Rookie of the Month...Made NFL debut and forced a Jared Cook fumble in the first quarter at Rams, Sept. 8. Chased Cook down inside the ten-yard line as he was going in for a score and knocked the ball loose for Karlos Dansby to recover in the end zone for a touchback; led the defensive backs with five unassisted tackles and added one pass defended...Made first career start vs. Detroit, Sept. 15, and sealed the victory for Arizona when he tackled Nate Burleson one yard short of a first down on fourth-and-four on the Lions final possession of the game. Totaled six tackles, including one stop for loss, and had two passes defended...In his return to hometown, recorded his first career interception by picking off Drew Brees in the end zone during the third quarter at New Orleans, Sept. 22. Led DBs with a season-high eight solo tackles and added one pass defense...Started in place of the injured Rashad Johnson and collected five solo tackles and two quarterback pressures at Tampa Bay, Sept. 29...Started for second straight game and notched first career sack, taking down Cam Newton in second quarter to force a punt vs. Carolina, Oct. 6. Helped Cardinals total seven sacks in the game, the most by the team since 1987 (eight). Added five tackles, a pass defense and a QB hit...Led the Cardinal DBs with six solo tackles, including two stops for loss, and added one pass defense at San Francisco, Oct. 13...Collected one of the Cardinals' four interceptions off of Matt Ryan vs. Atlanta, Oct. 27. Tied for team lead among defensive backs with seven tackles and added two passes defended...Led DBs with seven tackles and had a pass defended vs. Houston, Nov. 10...Led DBs with four solo tackles and added two passes defended vs. Indianapolis, Nov. 24... Had an unassisted tackle and a pass defended vs. St. Louis, Dec. 8, before leaving in the third quarter with a season-ending knee injury suffered returning a free kick following a safety.

COLLEGE – Appeared in 26 games (14 starts) at LSU and registered 133 tackles (93 solo) with 16 stops for loss, 16 passes defended, 11 forced fumbles, eight fumble recoveries, four interceptions, four sacks and two defensive touchdowns...His 11 forced fumbles are the most in program history by a wide margin and are tied for the most in SEC history...As sophomore, earned 2011 National Defensive Player of the Year, was a unanimous first-team All-American and a Bednarik Award recipient...Became the first defensive back to be invited to Heisman Trophy cere-

VETERANS

mony since Charles Woodson of Michigan in 1997...Finished fifth in 2011 Heisman Trophy voting with 327 points and 34 first place votes...Sports administration major.

PERSONAL – A standout cornerback at St. Augustine (New Orleans, La.) HS, where he recorded 32 tackles, five interceptions, a sack and a fumble recovery in 2009...Named to the *New Orleans Times-Picayune* 2010 Blue-Chip List, the *Baton Rouge Advocate* Super Dozen and the *Mobile Register* Super Southeast 120 and was a SuperPrep All-American...Also was a standout in baseball, basketball and track & field...Mathieu has also been extremely active in the community for every team that he has played for, including his hometown...A two-time nominee for the Walter Payton Man of the Year Award, including 2023, he has held an annual youth football camp and upon joining the Saints, has used his foundation to facilitate giveaway events for back-to-school, Thanksgiving and Christmas... Interacted with fans at the 2023 Saints Draft Crawfish Cook-off, which benefited several Autism-related non-profit organizations...Served as the keynote speaker for the 2023 Black Male Summit, sponsored by the state’s UL educational system...Serves as an ambassador for Son of a Saint, a local nonprofit dedicated to empowering fatherless boys through mentorship and support...For the NFL’s “My Cause, My Cleats” promotion, wears designed cleats to support Son of a Saint and the Tyrann Mathieu Foundation...The past two years in December, has visited with and treated preselected families to a catered dinner by a gourmet chef, before surprising each family after with over \$1,000 worth of holiday gifts from their wish list...Made a \$1 million donation to LSU for the Football Operations Center nicknamed “Honey Badger” and established a scholarship at the university...Invited over 300 youth from Boys and Girls Club of Metro Louisiana and Son of Saint in July, 2023 for his fourth annual Back-to-School Jamboree, providing school supplies...In November, partnered with the Greater New Orleans Salvation Army for Thanksgiving to provide turkeys and side dishes to 350 families, with he and teammates delivering to recipients in a drive-thru setting...In February, to help commemorate Black History Month in partnership with Verizon, visited the Amistad Research Center at Tulane University, fielding questions from students at the Willow School and then participated in a podcast with 150 attendees present to celebrate and recognize the center’s work at the Baldwin & Co. bookstore... Name pronounced: TY-run MATH-you.

TYRANN MATHIEU

Year	Team	TACKLES							INTERCEPTIONS				FUMBLES			
		GP	GS	Tot	Solo	Asst	Sk	Yds	No	Yds	Lg	TD	PD	FF	FR	Yds
2013	Arizona	13	11	67	64	3	1.0	10.0	2	7	7	0	15	1	0	0
2014	Arizona	13	6	39	36	3	0.0	0.0	1	9	9	0	5	0	1	9
2015	Arizona	14	14	89	80	9	1.0	9.0	5	92	33t	1	16	1	0	0
2016	Arizona	10	10	35	33	2	1.0	11.0	1	9	5	0	4	1	0	0
2017	Arizona	16	16	74	66	8	1.0	3.0	2	16	15	0	7	1	0	0
2018	Houston	16	16	89	70	19	3.0	20.0	2	6	6	0	8	0	1	10
2019	Kansas City	16	16	75	63	12	2.0	14.0	4	70	35	0	12	0	0	0
2020	Kansas City	16	16	62	48	14	0.0	0.0	6	70	25t	1	9	0	1	0
2021	Kansas City	16	16	76	60	16	1.0	11.0	3	56	34t	1	6	0	3	14

VETERANS

TYRANN MATHIEU

		TACKLES						INTERCEPTIONS					FUMBLES			
2022	New Orleans	17	17	91	64	27	1.0	0.0	3	44	41	0	8	1	1	0
2023	New Orleans	17	17	75	50	25	0.0	0.0	4	122	74	1	9	0	0	0
NFL Totals		163	154	772	634	138	11.0	78.0	33	501	74	4	99	5	7	33

ADDITIONAL STATISTICS: Special Teams Tackles – (2013, 1); (2019, 4) **Total: 5.**

SINGLE-GAME HIGHS: Tackles – 13, at San Francisco (11/29/15); **Sacks** – 1 (11x), last vs. Atlanta (12/18/22); **Interceptions** – 2 (4x), last at Atlanta (11/26/23); **Long Interception Return** – 74, vs. Atlanta (1/7/24); **Passes Defensed** – 3 (5x), last at Baltimore (9/19/21); **Forced Fumbles** – 1 (5x), last vs. Carolina (1/8/23); **Fumble recoveries** – 1 (7x), last at Atlanta (9/11/22).

POSTSEASON

		TACKLES						INTERCEPTIONS					FUMBLES			
Year	Team	GP	GS	Tot	Solo	Asst	Sk	Yds	No	Yds	Lg	TD	PD	FF	FR	Yds
2014	Arizona	1	0	1	1	0	0.0	0.0	0	0	-	0	0	0	0	0
2018	Houston	1	1	8	8	0	0.0	0.0	0	0	-	0	0	0	0	0
2019	Kansas City	3	3	18	13	5	0.0	0.0	0	0	-	0	3	0	0	0
2020	Kansas City	3	3	16	13	3	0.0	0.0	1	17	17	0	1	0	0	0
2021	Kansas City	3	3	6	5	1	0.0	0.0	0	0	-	0	0	0	0	0
NFL Totals		11	10	49	40	9	0.0	0.0	1	17	17	0	4	0	0	0

POSTSEASON SINGLE-GAME HIGHS: Tackles – 9, vs. Tennessee (1/19/20); **Solo tackles** – 8, vs. Indianapolis (1/5/19); **Interceptions** – 1, vs. Cleveland (1/17/21); **Passes Defensed** – 2, vs. Houston (1/12/20).



**MAC
McCAIN**

42 | CB

HEIGHT: 6-0 • WEIGHT: 185
COLLEGE: NORTH CAROLINA A&T
JOINED SAINTS: FA-24
NFL EXPERIENCE: 2
BORN: 2/5/98

NFL CAREER – Originally signed as an undrafted free agent with the Denver Broncos in 2021 out of North Carolina A&T, McCain was on the 53-man roster of the Broncos and Philadelphia Eagles for seven weeks as a rookie, playing in two contests and recorded two defensive tackles and one special teams stop. In 2023, he went to training camp with the Carolina Panthers. The Greensboro, N.C. native looks to compete for a roster spot on defense and special teams heading into training camp after signing with New Orleans at the end of the offseason.

CAREER TRANSACTIONS – Signed by New Orleans, 6/20/24; Released from Injured Reserve by the Panthers, 9/19/23; Placed on Injured Reserve by Carolina, 8/30/23; Signed by Carolina, 8/4/23; Waived by Detroit, 5/9/23; Signed by Detroit, 2/23/23; Re-signed to Philadelphia practice squad, 11/23/22; Practice squad contract terminated by Philadelphia, 11/17/22; Signed to Philadelphia practice squad, 9/5/22; Waived by Philadelphia, 8/30/22; Signed by Philadelphia to a reserve/future contract, 1/18/22; Elevated to Philadelphia active roster (COVID-19 Replacement), 1/8/22; Signed

VETERANS

to Philadelphia practice squad, 12/13/21; Waived by Philadelphia, 12/8/21; Awarded off waivers to Philadelphia from Denver, 11/24/21; Waived by Denver, 11/23/21; Awarded off waivers to Denver from Philadelphia, 11/10/21; Waived by Philadelphia, 11/9/21; Signed to Philadelphia active roster from Denver practice squad, 9/7/21; Signed to Denver practice squad, 9/1/21; Waived by Denver, 8/31/21; Signed by Denver as an undrafted free agent, 5/14/21.

2023 – Went to training camp with the Carolina Panthers after spending part of the offseason with the Detroit Lions. **2022** – Spent 17 weeks of the regular season and the entire postseason on the Philadelphia Eagles practice squad. **2021** – Appeared in two games for the Philadelphia Eagles, recording two defensive tackles and one assisted special teams stop in regular season finale vs. Dallas, 1/8/22.

COLLEGE – Appeared in 29 games at North Carolina A&T (2017-19), recording 113 tackles (87 solo), 22 passes defended, eight interceptions, one forced fumble and two fumble recoveries...Played in and started nine games for the Aggies and named a second-team All-MEAC selection in 2019 after registering 26 tackles (21 solo), six passes defended, one forced fumble and one fumble recovery, despite missing the first three games of the season with a knee injury that sidelined him for the final four contests of the 2018 campaign...In 2018, starting all eight games he played in, was voted first-team All-MEAC when he produced 37 tackles (29 solo), two interceptions and tied a career-high with eight passes defended...Had a 100-yard interception return for a touchdown in the Aggies' 28-23 upset win over East Carolina...Earned first-team All-MEAC recognition in 2019 after establishing career-highs in tackles (40), interceptions (six) and passes defended (eight).

PERSONAL – Attended Dudley (Greensboro, N.C.) HS...Compiled 96 tackles over his last two seasons and was named a *News-Record* All-Area honoree... His grandfather, Franklin McCain, was a part of the 'Greensboro Four', a group of North Carolina A&T students who organized a sit-in protest at a Woolworth's counter in Greensboro in 1960 that became a defining moment in the civil rights movement...Franklin is immortalized with a bronze statue that sits on North Carolina A&T's campus.

MAC McCAIN

Year	Team	GP	GS	Tot	TACKLES			Yds	INTERCEPTIONS				FUMBLES			
					Solo	Asst	Sk		No	Yds	Lg	TD	PD	FF	FR	Yds
2021	Philadelphia	2	0	2	1	1	0.0	0.0	0	0	-	0	0	0	0	0
NFL Totals		2	0	2	1	1	0.0	0.0	0	0	-	0	0	0	0	0

ADDITIONAL STATISTICS: Special Teams Tackles – (2021, 1) Total: 1.

SINGLE-GAME HIGHS: Tackles – 2, vs. Dallas (1/8/22); Solo Tackles – 1, vs. Dallas (1/8/22); Interceptions – 0; Passes Defended – 0; Fumble Recoveries – 0; Special Teams Tackles – 1, vs. Dallas (1/8/22).

VETERANS



**ERIK
McCOY**

78 | C/G

HEIGHT: 6-4 • WEIGHT: 303
COLLEGE: TEXAS A&M
JOINED SAINTS: D-2
NFL EXPERIENCE: 6
BORN: 8/27/97

NFL CAREER – Enters his sixth season as an anchor on the interior of the offensive line for the Saints after being selected in the second round of the 2019 NFL Draft as the highest drafted player by New Orleans from Texas A&M. McCoy has opened every regular season and postseason contest at center he's appeared in for New Orleans the past five seasons and was selected to his first Pro Bowl this past season.

CAREER TRANSACTIONS – Signed to a five-year contract extension, 9/8/22; Activated from Injured Reserve, 12/17/22; Placed on Injured Reserve (calf), 11/12/22; Activated from Reserve/COVID-19, 1/1/22; Placed on Reserve/COVID-19, 12/30/21; Signed to a four-year contract, 5/10/19; Selected in the second round (48th overall) of the 2019 NFL Draft.

HONORS – 2023: Pro Bowl; **2019:** All-Rookie (PFWA, The Athletic).

2023 – Started all 17 contests at center for New Orleans, the only member of the offensive line to open every game. Named to his first Pro Bowl...Blocked for an offense that ran for 134 yards in Monday Night win at Carolina, Sept.18... Blocked for an offensive line that ran for 136 yards at New England, Oct. 8...At Indianapolis, Oct. 29, blocked for an offense that posted season-highs in yards (511), avg yards per play (7.7), rushing yards (161), rushing touchdowns (three) and net passing yards (350)...Blocked for an offensive line that did not allow a sack vs Chicago, Nov. 5...Blocked for an offense that posted 148 yards rushing (season-high 5.3 avg) at Atlanta, Nov. 26...Blocked for an offense that ran for over 100 yards for the second straight contest (113) vs. Detroit, Dec. 3...At Tampa Bay, Dec. 31, blocked for an offense that ran for 108 yards...Blocked for an offense that posted season-highs in points scored (48), first downs (27), rushing first downs (12) and passing touchdowns (four), while running for 154 yards (4.4 avg.) in season finale win vs Atlanta, 1/7/24. **2022** – Opened all 13 games he appeared in at center...Vs. Seattle, Oct. 9, blocked for an offense that had two 100-yard rushers; Alvin Kamara, who totaled 194 yards from scrimmage and Taysom Hill, who rushed for a season-high 112 yards in 39-37 victory. Team rushed for season-high 235 yards...At Arizona, Oct. 20, blocked for an offense that posted season-high 409 passing yards, surrendering zero sacks...Vs. Las Vegas, Oct. 30, blocked with an offensive line that didn't allow Andy Dalton to be sacked for second consecutive week...Vs. Baltimore, Nov. 7, left game (calf). Missed next four games on Injured Reserve...At Cleveland, Dec. 24, blocked for a line that didn't allow Dalton to be sacked...Vs. Carolina, 1/8/23, blocked for Kamara as he rushed for season-high 107 yards. **2021** – Opened all 12 games he appeared in

VETERANS

at center...Vs. Green Bay, Sept. 12, left the game with a calf injury. Would miss the next five games...At Seattle, Oct. 25, blocked for Kamara as he totaled 179 yards from scrimmage in the Saints' 13-10 Monday night win...Vs. Tampa Bay, Oct. 31, the Saints rushed for 152 yards, helping them earn a 36-27 win over defending Super Bowl champions...At Tennessee, Nov. 14, blocked for an offense that posted season-high 287 passing yards...Vs. Dallas, Dec. 2, blocked for an offense that totaled a season-high 405 total yards...At N.Y. Jets, Dec. 12, blocked for the Saints' highest rushing output of the season with 203 yards on the ground and three TDs propelling New Orleans to a 30-9 win...Missed Week 17 contest vs. Carolina (COVID-19 protocols)...At Atlanta, 1/9/22, blocked for an offense that totaled 195 rushing yards, the second highest output of season. **2020** – Opened all 16 regular season games and both postseason contests at center, blocking for an offense that led the NFL with a club-record 30 rushing touchdowns and averaged 141.6 rushing yards per game, both ranked sixth in NFL...Provided key block on Kamara's 52-yard TD reception vs. Green Bay, Sept. 27...Blocked for offense that gained 168 yards rushing vs. Atlanta, Nov. 22...Blocked for an offense that rushed for 229 yards and four scores at Denver, Nov. 29...Blocked for an offense that rushed for over 200 yards for second consecutive week at Atlanta, Dec. 6...Blocked for an offense that rushed for 264 yards and scored seven touchdowns on the ground, including an NFL record-tying six by Kamara vs. Minnesota, Dec. 25...Blocked for an offense that rushed for 157 yards in regular season finale at Carolina, 1/3/21. **2019** – Opened all 16 regular season games and Wild Card Playoff loss vs. Minnesota, 1/5/20 at center, blocking for an offensive line that allowed just 25 sacks, tied for third-fewest in NFL...Consensus All-Rookie selection...At Chicago, Oct 20 and vs. Arizona, Oct. 27, helped Latavius Murray rush for over 100 yards in back-to-back contests.

COLLEGE – Started all 39 games (37 at center, two at guard) that he appeared in over three seasons (2016-18)...Started and was a team captain for all 13 games in 2018, helping the Aggies gain 6,131 total net yards...Blocked for an offense that gained 500-or-more net yards five times...Named Southeastern Conference's Offensive Lineman of the Week after win over LSU...Started every game in 2017, lining up at center for 11 of 13 games and guard in the other two...Helped the Aggies average 406.8 yards per game (155.6 rushing and 251.2 passing), gaining 350 or more yards of total offense eight times...Earned team's top academic award...Started all 13 games at center as a redshirt freshman in 2016...Freshman All-SEC...Earned SEC Offensive Lineman of the Week after standout performance in his first career start vs. UCLA...Cleared the way for a balanced offense that gained 467.0 yards per game (211.8 rushing and 250.0 passing)...Aggies offense rushed for more than 200 yards in seven games and had 350-plus yards twice...Graduated with a telecommunications degree.

PERSONAL – Prepped at Lufkin (Texas) HS...As a senior, graded out at 95 percent with an impressive 27 pancake blocks and 34 knockdowns. Selected as first-team All-District pick and second-team All-State...Also a first-team All-District pick as junior...Supports the local non-profit "Son of a Saint"...To celebrate "504 Day" on May 4, 2023, McCoy, two teammates and other team employees joined with Second Harvest Food Bank to give back through their food packing event, with McCoy also making a generous financial donation to the nonprofit...Hosted a Backpack and School Supplies giveaway with wife, Bianca, for local youth in August, 2023...Joined teammate Lou Hedley and former Saint Tyrone Hughes, partnering with AmeriHealth Caritas Louisiana on Martin Luther King Jr. Day at

VETERANS

Dillard University to distribute fresh produce to community members...Rode in the 2024 Krewe of Tucks Mardi Gras parade...Cousin of former Texas A&M, Dolphins and Buccaneers RB Jorvorskie Lane...Erik Christopher McCoy was born on August 27, 1997 in Lufkin, Texas.

ERIK McCOY

Games Played/Started: New Orleans – (2019, 16/16); (2020, 16/16); (2021, 12/12); (2022, 13/13); (2023, 17/17) **Totals: 74/74**

POSTSEASON

Games Played/Started: New Orleans – (2019, 1/1); (2020, 2/2) **Totals: 3/3**



KENDRE MILLER

25 | RB

HEIGHT: 6-0 • WEIGHT: 220

COLLEGE: TCU

JOINED SAINTS: D3-23

NFL EXPERIENCE: 2

BORN: 6/11/02

NFL CAREER – Appeared in eight games as a rookie for New Orleans and emerged as a solid contributor in the backfield after battling and overcoming several injuries. Totaled 156 rushing yards on 41 attempts and a touchdown while adding ten grabs for 117 yards in the passing game.

CAREER TRANSACTIONS – Signed to a four-year contract, 5/12/23; Selected in the third round (71st overall) in the 2023 NFL Draft.

2023 – Appeared in eight games, totaling 156 yards on 41 rushes with a score and ten receptions for 117 yards...After missing first two weeks due to a knee injury suffered in the preseason, made his debut at Green Bay, Sept. 24, adding nine carries for 34 yards and a reception...Recorded 37 yards on 12 carries, adding season-highs in receptions (four) and receiving yards (53), including a season-long 33-yard grab in victory at New England, Oct. 8...Added a 13-yard grab at Houston, Oct. 15...Totaled three carries for ten yards and a nine-yard catch in win at Indianapolis, Oct. 29...Had a 31-yard catch and run on a screen pass in win vs Chicago, Nov. 5. Left following his long gain due to ankle injury, causing him to miss next seven contests...Returned healthy for the season finale vs Atlanta, 1/7/24, and shined in a featured role in the absence of Alvin Kamara, racking up season-highs in carries (13) and yards (73) for a season-best 5.6 yards per carry, making defenders miss for chunk gains throughout the contest. Also added his lone rushing touchdown of the season and a six-yard reception against the Falcons.

COLLEGE – Enjoyed an accomplished career with the Horned Frogs where he was a three-year letterman and posted 2,410 rushing yards and 26 touchdowns,

VETERANS

ninth in TCU history, in only 33 games with 17 starts. His 6.7 yards per carry average ranked first nationally among active Power 5 players at the end of the 2022 season. Dating back to the end of the 2021 season and before it was snapped in the College Football Playoff Semifinal early due to a knee injury, the 14 consecutive games with a rushing touchdown was the longest active streak in the nation... Consensus first-team All-Big 12 in 2022, after starting all 14 games he played in and leading Horned Frogs with 242 carries for 1,399 yards (6.2 avg.) and 17 TDs. Hauled in 16 passes for 116 yards. The 1,399 yards were the most by a Horned Frog since LaDainian Tomlinson led the nation in 2000...Had a streak of five straight 100-yard games. Topped 100 yards in seven of his last 12 games. Had a rushing touchdown in the opening 13 games, the longest streak by a Horned Frog to begin a campaign, the previous mark being Tomlinson scoring in all 12 contests in 2000...Ran for season-best 158 yards and a TD on 21 carries in 34-24 win over Texas Tech...75-yard TD run, tied for second-longest of his career, was part of 138 yards in the 17-10 win at Texas...Placed second on TCU with 623 yards rushing while topping the team with seven touchdowns in ten games with three starts in 2021. His 7.5 yards per carry average placed fourth for a season at TCU, giving him two of the top-six marks in program history in his first two seasons... Ran for a career-high 185 yards and three TDs on 12 carries in 52-31 win at Texas Tech. Had scoring runs of 33, 75 and 45 yards to become the only player in the nation in 2021 with three touchdowns of at least 33 yards in same game. 75-yard carry was the second-longest of his career...Rushed for 102 yards at Kansas State while tying a career-high with four receptions...Also ran for 112 yards on 12 attempts, including a 56-yard TD, in the 31-28 victory over Kansas, his third 100-yard game of season and fourth career...First career receiving touchdown went for 53 yards at Oklahoma. Career-high four receptions against Sooners nearly equaled career total of five entering the game...In 2020, his 7.2 yards per carry average ranked fifth for a season in TCU's record books. Placed fourth on the team with 388 yards rushing in nine games...Closed the season with his first career 100-yard game as he ran for 136 yards and two touchdowns on just five carries in the 52-10 win over Louisiana Tech. Scored on runs of 38 and 89 yards for first career touchdowns. The 89-yard score tied for the second-longest run all-time at TCU and was the eighth-longest play in program history.

PERSONAL – Rated a three-star recruit by 247Sports coming out of Mount Enterprise (Texas) HS...Ranked as the No. 122 athlete in the nation...Rushed for 2,508 yards and 34 TDs while playing quarterback his senior year...Named the District 10-2A-II Overall Most Valuable Player as a senior...Selected as the Texas Sports Writers Association third-team All-State utility player in his junior year and first-team All-District.

KENDRE MILLER

Year	Team	GP	GS	RUSHING					RECEIVING				
				Att	Yds	Avg	Lg	TD	No	Yds	Avg	Lg	TD
2023	New Orleans	8	0	41	156	3.8	18	1	10	117	11.7	33	0
NFL Totals		8	0	41	156	3.8	18	1	10	117	11.7	33	0

SINGLE-GAME HIGHS: Rushes – 13, vs. Atlanta (1/7/24); **Rushing Yards** – 73, vs. Atlanta (1/7/24); **Long Rush** – 18, vs. Atlanta (1/7/24); **Rushing TDs** – 1, vs. Atlanta (1/7/24); **Receptions** – 4, at New England (10/8/23); **Receiving Yards** – 53, at New England (10/8/23); **Long Reception** – 33t, at New England (10/8/23); **TD Receptions** – 0.

VETERANS



FOSTER MOREAU

87 | TE

HEIGHT: 6-4 • WEIGHT: 250

COLLEGE: LSU

JOINED SAINTS: UFA-23 (LV)

NFL EXPERIENCE: 6

BORN: 5/6/97

NFL CAREER – This veteran tight end and New Orleans native enters his sixth NFL season and second campaign with the Black and Gold. For his career, Moreau has appeared in 76 regular season games with 44 starts and has recorded 112 receptions for 1,300 yards (11.6 avg.) with 13 touchdowns and has posted at least 20 catches in each of the last three campaigns. Moreau brings a combination of size, speed and strength to the Saints tight end room and looks to continue his progression as another weapon for New Orleans' offense in 2024.

CAREER TRANSACTIONS – Agreed to terms with the Saints on a multiyear contract (UFA-LV), 5/10/23; Placed by the Raiders on Injured Reserve 12/10/19; Signed by the Raiders to a four-year contract, 5/2/19; Selected by the Raiders in the fourth round (137th overall) of the 2019 NFL Draft.

HONORS – 2023: Ed Block Courage Award (Saints team winner).

2023 – Appeared in 15 games with ten starts in first season in New Orleans, adding 21 catches for 193 yards and a TD, being a key piece of the blocking unit...Moreau caught his first touchdown as a Saint in a 34-0 victory at New England, Oct. 8...Had a season-high four receptions for 33 yards at Houston, Oct. 15...Added three grabs and tied a season-high of 33 receiving yards vs. Jacksonville, Oct. 19...Recorded a season-long 23-yard reception in win vs Chicago, Nov. 5...Added two catches for 28 yards vs. Detroit, Dec. 3. **2022** – Appeared in 15 games with 14 starts in his final season with Las Vegas Raiders and finished with career-highs in receptions (33) and receiving yards (420), adding two TDs...Recovered fumble by teammate vs. Arizona, Sept. 18...Had season-high six receptions at New Orleans, Oct. 30...At Jacksonville, Nov. 6, posted two receptions for 42 yards...Vs. Indianapolis, Nov. 13, made three catches for 43 yards with a TD...At Denver, Nov. 20, posted a season-long 33-yard reception...At Seattle, Nov. 27, recorded three receptions for 33 yards with one TD...Vs. L.A. Chargers, Dec. 4, recorded a 32-yard catch...Vs. New England, Dec. 18, had two receptions for 20 yards.

2021 – Played in 17 regular season games with 11 starts for Raiders, posting 30 receptions for 373 yards (12.4 avg.) with three TDs. Added two special teams stops and a coverage fumble recovery...Sept. 19, at Pittsburgh, recorded two receptions for 34 yards with one TD...Sept. 26, vs. Miami, started in win, recording an eight-yard catch. Also made a special teams stop...Oct. 24, vs. Philadelphia, started and finished with 60 yards on six receptions with a TD in win...Nov. 7, at N.Y. Giants, appeared on both offense and special teams, making one stop with the unit...Nov. 14, vs. Kansas City, appeared on both offense and special teams and recovered a fumble on the 50-yard line which was forced by punter AJ Cole...Nov. 21, vs. Cincinnati, recorded a 19-yard receiving TD...Dec. 5, vs. Washington,

VETERANS

recorded a 34-yard reception...Dec. 20, at Cleveland, led team with seven receptions for 65 yards in the win...Dec. 26, vs. Denver, set career-high with 67 receiving yards on four receptions...1/2/22, at Indianapolis, recorded a nine-yard reception in win, also appearing on special teams...1/9/22, vs. L.A. Chargers, recorded two receptions for 50 yards in victory...In AFC Wild Card Playoff loss at Cincinnati, 1/15/22, started in the contest, appearing on offense and special teams. **2020** – Appeared in all 16 games for the first time in his career, with two starts and recorded seven receptions for 140 yards with two TDs...Sept. 21, vs. New Orleans, had a 31-yard reception...Sept. 27, at New England, recorded his first TD of season on a one-yard pass from quarterback Derek Carr...Dec. 13, vs. Indianapolis, hauled in career-long 47-yard TD pass from Carr late in first quarter, his second of season...Dec. 26, vs. Miami, appeared primarily on special teams, recording one stop. **2019** – Appeared in 13 games with seven starts during his rookie campaign before being placed on Injured Reserve, Dec. 10. Recorded 21 receptions for 174 yards with five TDs. Ranked first among all rookie tight ends with five TD receptions. Just the sixth tight end in NFL history drafted in the fourth round or later to record at least five TD receptions as a rookie. Also registered 14 first-down receptions, fifth among rookie TDs...Sept. 9, vs. Denver, made NFL debut in win, recording two receptions for 20 yards...Sept. 22, at Minnesota, started, recording one reception and one stop on special teams...Sept. 29, at Indianapolis, hauled in his first career TD on the Raiders' opening drive. Finished with three receptions for 30 yards and one TD...Oct. 6, vs. Chicago, led the team with four receptions for 46 yards in the win...Oct. 20, vs. Green Bay, finished with two receptions for 24 yards and a TD...Nov. 3, vs. Detroit, recorded his third TD of season on a three-yard pass from Carr...Nov. 17, vs. Cincinnati, capped an 11-play, 91-yard drive with a two-yard TD reception...Dec. 8, vs. Tennessee, finished with three receptions for 14 yards with one TD. Capped a 14-play, 71-yard drive with a one-yard TD reception, his fifth of the year.

COLLEGE – Four-year letterman at LSU (2015-18), appearing in 49 games with 32 starts. Totaled 52 receptions for 629 yards with six TDs. His 52 career receptions ranked seventh in school history for receptions by a tight end, while his six TDs tied for fourth...In 2018 as a senior, served as a team captain. Started all 13 games and recorded 22 receptions for 272 yards with two TDs. Caught at least one pass in 10-of-13 games...Started all 13 contests in 2017, finishing fourth on the team in receptions (24) and yards (278). Tied for most receiving TDs on team (three)...In 2016, played in 11 games with three starts, recording six receptions for 79 yards with one TD...Played in all 12 games with three starts appearing primarily on special teams as freshman...Earned his bachelor's degree in sports administration.

PERSONAL – Attended Jesuit (New Orleans, La.) HS, where he was a 247Sports three-star prospect...Finished high school career for Blue Jays with 87 catches for 1,210 yards with 15 touchdowns...Helped lead Jesuit to first state title in more than 50 years as senior in 2014. Hauled in 37 passes for 550 yards and seven TDs...Earned Louisiana Sports Writers Association Class 5A All-State Honorable Mention and Louisiana Football Coaches Association 5A All-State second-team selection...Caught 35 passes for 475 yards and six touchdowns as a junior and 15 receptions for 185 yards and two touchdowns as a sophomore...Also played basketball, starting at center his senior year and was member of track & field team...Voted by his teammates as the Saints team winner of the Ed Block Courage Award, recognizing his recovery and return to the field following an

VETERANS

offseason diagnosis of Nodular Lymphocyte-Predominant Hodgkins Lymphoma (NLPHL)...For team's My Cause My Cleats game, wore specially designed cleats to emphasize Hodgkins/cancer awareness...Born on May 6, 1997 in New Orleans, La.

FOSTER MOREAU

Year	Team	GP	GS	RECEIVING				
				No	Yds	Avg	Lg	TD
2019	Oakland	13	7	21	174	8.3	23	5
2020	Las Vegas	16	2	7	140	20.0	47t	2
2021	Las Vegas	17	11	30	373	12.4	44	3
2022	Las Vegas	15	14	33	420	12.7	33	2
2023	New Orleans	15	10	21	193	9.2	23	1
NFL Totals		76	44	112	1,300	11.6	47t	13

ADDITIONAL STATISTICS: Special Teams Tackles – (2019, 3); (2020, 1); (2021, 3) **Total: 7; Special Teams Fumble Recoveries** – 1 in 2021.

SINGLE-GAME HIGHS: Receptions – 7, at Cleveland (12/20/21); **Receiving Yards** – 67, at Cleveland (12/26/21); **Long Reception** – 47t, vs. Indianapolis (12/13/20); **Receiving TDs** – 1 (13x), last at New England (10/87/23); **Special Teams Tackles** – 1 (7x), last vs. Cincinnati (11/20/21).

POSTSEASON		RECEIVING						
Year	Team	GP	GS	No	Yds	Avg	Lg	TD
2021	Las Vegas	1	1	0	0	-	-	0
NFL Totals		1	0	0	0	-	-	0



STANLEY MORGAN JR.

14 | WR

HEIGHT: 6-0 • WEIGHT: 205
 COLLEGE: NEBRASKA
 JOINED SAINTS: FA-24
 NFL EXPERIENCE: 5
 BORN: 9/7/96

NFL CAREER – Veteran wideout who was originally signed as an undrafted free agent by Cincinnati in 2019 and developed into one of the Bengals' core special teams players. A New Orleans native and former St. Augustine High School standout who signed with the Saints in the offseason, Morgan has played in 51 career games with one start and has recorded five receptions for 29 yards, a three-yard rush and 30 special teams stops (20 solo).

TRANSACTIONS – Signed by the New Orleans Saints to a one-year contract, 3/15/24; Elevated by the Bengals from the practice squad (standard), 1/6/24; Elevated by the Bengals from the practice squad (standard), 11/11/23; Elevated by the Bengals from the practice squad (standard), 11/4/23; Signed to practice squad contract with Cincinnati, 8/30/23; Contract terminated by Cincinnati, 8/29/23; Re-signed to a two-year contract by Cincinnati, 3/28/22; Signed to

VETERANS

Cincinnati active roster from practice squad, 12/12/20; Elevated from Cincinnati practice squad (standard), 12/5/20; Activated by Cincinnati from Reserve/COVID-19, 12/2/20; Placed by Cincinnati on Reserve/COVID-19, 11/20/20; Elevated from Cincinnati practice squad (standard elevation), 11/14/20; Signed to Cincinnati practice squad, 9/6/20; Waived by Cincinnati, 9/5/20; Signed to Cincinnati active roster, 10/2/19; Signed to Cincinnati practice squad, 9/1/19; Waived by Cincinnati, 8/31/19; Signed with the Cincinnati Bengals as an undrafted free agent, 5/10/19.

2023 - Played in three games for Cincinnati, spending the remainder of the season on the practice squad. **2022** - Played in 14 regular season games and all three postseason contests as key special teams contributor...Inactive for Games seven and eight with a hamstring injury...Saw action on 254 of 433 special teams snaps, tying for team lead with 11 tackles. Played 77 offensive snaps as a reserve WR...Recorded career-high three special teams stops, Dec. 18, at Tampa Bay... Had one postseason special teams stop. **2021** - Played in 17 regular-season games (one start) and one postseason contest for the Bengals...Led team in special teams snaps (312) and tackles (11)...Reserve WR played 135 offensive snaps and had two catches for 11 yards...Made first career start in regular season finale at Cleveland, and had one catch for eight yards along with a special teams tackle...Missed Bengals' first three playoff games (hamstring), but returned to play on special teams in Super Bowl LVI vs. L.A. Rams. **2020** - Played in six games for Cincinnati Bengals...Saw 18 snaps on offense and 110 snaps on special teams and finished with three tackles...Spent majority of season on practice squad, before signing to active roster for final four games...Posted two stops, Dec. 6 at Miami. **2019** - Played in 11 games for the Bengals...Totaled three catches for 18 yards, and had five tackles on special teams...Spent the first four games on practice squad, before being called up to active roster on Oct. 2...Played in Games 5-15, seeing action on offense (143 snaps) and special teams (177 snaps)...Made NFL debut Oct. 6, vs. Arizona, and made first career catch (six-yarder from QB Andy Dalton).

COLLEGE - Spent four seasons (2015-18) at Nebraska...Played in 49 career games, and missed just one contest due to injury...Re-wrote receiving record books, leaving with school records in career receptions (189) and receiving yards (2,747), single-season receiving yards (1,004 in '18), 100-yard receiving games (five in 2017), and consecutive games with a reception (38)...Tied for second in career receiving TDs (22)...Two-time second-team All-Big Ten selection...His 1,004 receiving yards in 2018, when he was selected as offensive team captain and offensive team MVP, made him the first-ever Nebraska player to top 1,000 receiving yards, catching 70 passes...Child, youth and family studies major.

PERSONAL - Attended St. Augustine (New Orleans, La.) HS, where as a senior he totaled 46 catches for 891 yards and eight TDs, despite missing two games with a shoulder injury. Selected as a first-team Class 5A All-State performer... Produced big numbers as a junior, helping St. Augustine to a 9-2 record and a trip to the semifinals of the state playoffs. Morgan had 66 receptions for 1,077 yards and 13 touchdowns. For his efforts, he was named a second-team Class 5A All-State pick by the Louisiana Sportswriters Association...Also lettered in basketball...Known for his work in the community at Nebraska, he volunteered with the Nebraska Football Road Race, Husker Heroes, Red Cross, the Lincoln Marathon and local hospital and school outreach events.

VETERANS

STANLEY MORGAN JR.

Year	Team	GP	GS	No	RECEIVING			
					Yds	Avg	Lg	TD
2019	Cincinnati	11	0	3	18	6.0	9	0
2020	Cincinnati	6	0	0	0	-	-	0
2021	Cincinnati	17	1	2	11	5.5	8	0
2022	Cincinnati	14	0	0	0	-	-	0
2023	Cincinnati	3	0	0	0	-	-	0
NFL Totals		51	1	5	29	5.8	9	0

ADDITIONAL STATISTICS: Special Teams Tackles – (2019, 5); (2020, 3); (2021, 11); (2022, 11) Total: 30; Rushing – 1 carry for three yards in 2021; Kickoff Returns – 2 for 22 yards (11.0 avg. and long of 18) in 2021.

SINGLE-GAME HIGHS: Receptions – 1 (5x), last at Cleveland (1/9/22); Receiving Yards – 9, vs. Baltimore (11/10/19); Long Reception – 9, vs. Baltimore (11/10/19); Receiving TDs – 0; Special Teams Tackles – 3, at Tampa Bay (12/18/22).

POSTSEASON

Year	Team	GP	GS	No	RECEIVING			
					Yds	Avg	Lg	TD
2021	Cincinnati	1	0	0	0	-	-	0
2022	Cincinnati	3	0	0	0	-	-	0
NFL Totals		1	0	0	0	-	-	0

ADDITIONAL POSTSEASON STATISTICS: Special Teams Tackles – (2022, 1) Total: 1.



CHRIS OLAVE

12 | WR

HEIGHT: 6-1 • WEIGHT: 188
 COLLEGE: OHIO STATE
 JOINED SAINTS: D1A-22
 NFL EXPERIENCE: 3
 BORN: 6/27/2000

NFL CAREER – This talented wideout made an immediate impact as a rookie in 2022 and continued to blossom in 2023. The former Ohio State standout has appeared in 31 contests in his first two campaigns with 20 starts, totaling 159 receptions for 2,165 yards (13.6 avg) and nine touchdowns while leading Saints pass catchers in both seasons in yards and grabs, surpassing 1,000 yards in each season. Olave will look to build on his early success and continuing developing as one of the NFL’s top young receivers.

CAREER TRANSACTIONS – Signed to a four-year contract, 5/13/22; Selected by the Saints in the first round (11th overall) of the 2022 NFL Draft.

HONORS – 2022: PFWA All-Rookie; Sports Info Solutions first-team All-Rookie; NFL Offensive Rookie of the Month (September).

2023 – Appeared in 16 games with 11 starts, recording 87 receptions for 1,123 yards (12.9 avg) with five touchdowns. Led the Saints in both catches and

VETERANS

2023 GAME BY GAME

Date	Opp.	GP	ST	ATT	YDS	AVG	LG	TD
9/10	TEN	X	X	8	112	14.0	45	0
9/18	@CAR	X		6	86	14.3	42	0
9/24	@GB	X		8	104	13.0	28	0
10/1	TB	X	X	1	4	4.0	4	0
10/8	@NE	X	X	2	12	6.0	7	1
10/15	@HOU	X	X	7	96	13.7	24	0
10/19	JAX	X	X	7	57	8.1	14	0
10/29	@IND	X	X	5	46	9.2	15	0
11/5	CHI	X	X	6	46	7.7	14	1
11/12	@MIN	X	X	6	94	15.7	26	1
11/26	@ATL	X	X	7	114	16.3	51	0
12/3	DET	X	X	5	119	23.8	33	0
12/10	CAR	X		4	28	7.0	8	1
12/17	NYG				Inactive (Ankle)			
12/21	@LAR	X		9	123	13.7	28	0
12/31	@TB	X	X	3	26	8.7	14	0
1/7	ATL	X		3	56	18.7	26t	1
2023 Season		16	11	87	1,123	13.6	53t	9

receiving yards for the second straight season while adding his second 1,000 plus receiving campaign in as many years in the league. Olave joined Michael Thomas (2016-17) and Marques Colston (2006-07) as only the third Saint to cross the 1,000-yard threshold in their first two seasons. Led New Orleans with 12 catches of 25 plus yards...Opened the season with eight grabs for a team-high 112 yards (14.0 avg.), including a 45-yard catch down the sideline in win vs Tennessee, Sept.

10...Finished with six receptions for 86 yards (14.3 avg.) in Monday night win at Carolina, Sept. 18...Added eight catches for 104 yards (13.0 avg.) at Green Bay, Sept. 24...Racked up 96 yards on seven grabs (13.7 avg.) at Houston, Oct. 15... Totaled six grabs for 46 yards and his second touchdown of the season in a win vs Chicago, Nov. 5...Recorded six receptions for 94 yards and a score at Minnesota, Nov. 12...Totaled 114 yards on seven catches (16.3 avg.) and a season-long 51 yard grab at Atlanta, Nov. 26...Recorded his second straight 100-plus yard performance, totaling 119 yards on five receptions for a season-high 23.8 avg against Detroit, Dec. 3...Vs Carolina, Dec. 10, added four grabs for 28 yards and a game-sealing touchdown late in the fourth quarter. Left the game following the touchdown score due to an ankle injury causing him to miss the following week... Racked up season-highs in both receptions (nine) and yards (123) at Rams, Dec. 21...Recorded three catches for 56 yards, including a tip drill contested highlight grab for a 26-yard touchdown in season finale win vs Atlanta, 1/7/24.

2022 – Appeared in 15 games with nine starts, finishing with season totals of a team-high 72 catches for a club-best 1,042 yards (team-best 14.5 avg.) and four touchdowns. Olave joined Thomas (2016) and Colston (2006) as only the third Saint to cross the 1,000-yard threshold in their rookie seasons. Joined WR Danny Abramowicz (1967, 50 receptions for 721 yards, 14.4 avg.) as only the second Saint to lead the team in receptions, receiving yards and yards per catch in his rookie campaign...Olave finished ranked first among rookies in receiving yards per game (69.5) and 50-or-more receiving yard games (12), second among rookies in receiving yards and tied for second in receptions...In opener at Atlanta, Sept. 11, caught three passes for 41 yards, including a critical two-point conversion in NFL debut, as New Orleans rallied from a 16-point fourth quarter deficit to win 27-26...Vs. Tampa Bay, Sept. 18, started and recorded five receptions for 80 yards (16.0 avg.), including a 51-yard reception...At Carolina, Sept. 25, recorded a career-high nine catches for a career-high 147 yards (16.3 avg.). Named NFL Offensive Rookie of the Month for September, as he recorded 17 grabs for 268 yards with a two-point conversion, leading league rookies in receiving yardage... Vs. Minnesota (London), Oct. 2, started and led team in receiving, with four catches for 67 yards (16.8 avg.) and his first-career touchdown...Vs. Seattle, Oct. 9, started and caught four passes for 54 yards and a TD. Left game with a concus-

VETERANS

sion suffered on his touchdown catch in third quarter, which caused him to miss one game...At Arizona, Oct. 20, started and finished with seven receptions for 106 yards (15.1 avg.), leading team in receiving yardage and tying for team lead in catches...Vs. Las Vegas, Oct. 30, started and finished with five receptions for 52 yards...Vs. Baltimore, Nov. 7, started and recorded five receptions for 71 yards, seventh consecutive performance with 50+ receiving yards...At Pittsburgh, Nov. 13, recorded three receptions for 40 yards...Vs. L.A. Rams, Nov. 20, led Saints with five catches for 102 yards (20.4 avg.) and a career-long 53-yard touchdown reception in third quarter, his third career 100-yard game...At San Francisco, Nov. 27, started and recorded five receptions for 62 yards (12.4 avg.)...At Tampa Bay, Dec. 5, recorded four receptions for 65 yards (16.3 avg.)...Vs. Atlanta, Dec. 18, started and recorded three receptions for 53 yards (17.7 avg.)...At Cleveland, Dec. 24, declared inactive (hamstring)...At Philadelphia, 1/1/23, started and recorded four receptions for 42 yards...Vs. Carolina, 1/8/23, recorded five receptions for 60 yards with a 25-yard touchdown.

COLLEGE – One of the most prolific receivers in Buckeyes history, played in 47 games and caught 176 passes for 2,711 yards (15.4 avg.) with 35 touchdowns. Olave's 35 career touchdown receptions set an Ohio State program record and ranks fourth in Big Ten Conference history. His 11 career 100-yard games ranks second in school history...As senior, selected team captain and was named first-team All-Big Ten for second consecutive season, when he started all 12 games. Nominated as a first-team All-American by the American Football Coaches Association and named a consensus second-team All-American. Finished with 65 receptions for 936 yards with 13 TDs, tied for sixth nationally...Recorded a career-high 12 receptions for 126 yards against Oregon. Had a career-high 140 receiving yards in a win over seventh-ranked Michigan State. Finished season with five games over 100 yards receiving. Named first-team All-Big Ten in 2020, when he started all seven games he played in for COVID-19 shortened season. Led the Buckeyes in receiving for the second year in a row, finishing with 50 catches for 729 yards and seven touchdowns. Tied an Ohio State single-season record for average receptions per game (7.1). Caught six passes for 132 yards and two touchdowns in a 49-28 Sugar Bowl win over Clemson to advance the Buckeyes into the National Championship game...Blossomed into one of the top receivers for the Big Ten champions as a sophomore in 2019. Finished with team-highs in receiving yards (849), yards per catch (17.3) and touchdowns (12), playing in all 14 games with five starts and was named third-team All-Big Ten... Played in 14 games as a true freshman in 2018, making a name for himself as a big-play wide receiver and on special teams. After catching only two passes in his first nine games, Olave finished his freshman campaign with ten catches for 178 yards and three touchdowns in the final five games of the season. Highlight of his freshman season was on one of the biggest stages of college football against Michigan, where he caught two touchdowns and blocked a punt in a 62-39 win over fourth-ranked Wolverines. Finished the year with twelve receptions for 197 yards and three touchdowns...Graduated with a bachelor's degree in consumer and family financial services.

PERSONAL: Attended Mission Hills (San Marcos, Calif.), HS, where he enjoyed a monster senior campaign in 2017, catching 93 passes for 1,764 yards (18.9 avg.) and 26 touchdowns...Olave's 1,764 receiving yards set a San Diego Section record...Sat out his junior campaign after transferring to Mission Hills from

VETERANS

Eastlake (Chula Vista, Calif.) HS...Also played basketball and ran track in high school...Playing baseball until age 12, Olave is a relative of former San Diego Padres outfielder Gene Richards...Ran a 10.8 100-meter dash and long jumped 23 feet, six inches...Older brothers Isiah (UC Davis) and Josh (Azusa Pacific) both played defensive back in college...Partnered with the local Boys and Girls Club for a Thanksgiving Turkey Giveaway on the Westbank and a Christmas party in Slidell in 2022...For the league's 2022 "My Cause, My Cleats" promotion, wore specially designed cleats to support Son of a Saint...In 2023 joined Alontae Taylor and Rashid Shaheed to work with youth at Martin Behrman Charter to help open a new fit zone with a football experience, promoting healthy lifestyles...Interacted with fans at 2023 Saints Draft Crawfish Cook-off, which benefited Autism-related non-profits...In October, he and teammates joined Ochsner oncology patients and their supporters for a dinner at the Ochsner Sports Performance Center...In December, hosted holiday shopping spree for Boys and Girls Club youth and teamed up with United Healthcare to host a holiday toy giveaway at the Central City Senior Center...In February, participated in the Ochsner Healthcare Student Expo, which enabled students to network with industry leaders, receive career coaching, participate in mock interviews and resume reviews and receive free professional headshots...In April, he, Alontae Taylor and Carl Granderson visited with students at Alice Harte Charter School ahead of standardized testing week...Hosts an annual youth football camp at Mission Hills.

CHRIS OLAVE

Year	Team	RECEIVING							RUSHING				
		GP	GS	No	Yds	Avg	Lg	TD	Att	Yds	Avg	Lg	TD
2022	New Orleans	15	9	72	1,042	14.5	53t	4	0	0	-	-	0
2023	New Orleans	16	11	87	1,123	12.9	51	5	0	0	-	-	0
NFL Totals		31	20	87	2,165	13.6	53t	9	0	0	-	-	0

ADDITIONAL STATISTICS: Two-Point Conversions - (2022, 1) Total: 1.

SINGLE-GAME HIGHS: Receptions - 9 (2x), at Carolina (9/25/22) and at L.A. Rams (12/21/23); Receiving Yards - 147, at Carolina (9/25/22); Long Reception - 53t, vs. L.A. Rams (11/20/22); Receiving TDs - 1 (9x), last vs. Atlanta (1/7/24).



LUCAS PATRICK

62 | OL

HEIGHT: 6-3 ▪ WEIGHT: 313
 COLLEGE: DUKE
 JOINED SAINTS: UFA-24 (CHI.)
 NFL EXPERIENCE: 8
 BORN: 7/30/93

NFL CAREER - Patrick was originally signed by the Green Bay Packers as a rookie free agent in 2016, out of Duke. The Brentwood, Tenn. native has appeared in 96 career regular season games with 54 starts at both guard positions and center for Green Bay (2017-21) and the Chicago Bears (2022-23). He comes to New

VETERANS

Orleans in 2024 after serving as Chicago's starting center in 2023 for the NFL's second-ranked rushing offense.

CAREER TRANSACTIONS – Signed by the New Orleans Saints to a one-year contract (UFA-Chi.), 5/13/24; Placed by Chicago on Injured Reserve (calf), 1/6/24; Placed by Chicago on Injured Reserve (toe), 10/27/22; Signed to a two-year contract by the Bears (UFA-GB), 3/16/22; Reinstated to the Packers active roster from Reserve/COVID-19, 1/27/22; Placed by the Packers on Reserve/COVID-19, 1/12/22; Re-signed by the Packers to a two-year contract extension, 12/28/19; Re-signed by Green Bay to a one-year contract (ERFA), 3/16/19; Re-signed by Green Bay to a one-year contract (ERFA), 4/17/18; Signed by the Packers to a reserve/future contract, 1/23/17; Signed to the Packers practice squad, 9/4/16; Waived by Green Bay, 9/3/16; Signed by Green Bay as an undrafted free agent, 6/1/16.

2023 – Played in 16 games with 15 starts at center for Chicago, who ranked second in the NFL in rushing yards per game (141.1)...Blocked for an offense that gained a season-high 250 yards rushing and surrendered only one sack in 27-16 win vs. Arizona, Dec. 24. **2022** – Played in seven games with five starts in his first season in Chicago...Played in over half of the offensive snaps at Green Bay, Sept. 18...Made his first start of the season vs. Houston, Sept. 25...Started at right guard at New York Giants, Oct. 2...Shifted to left guard in Week Five at Minnesota, Oct. 9, and played a season-best 100% of the snaps on offense...Was the starting left guard against the Commanders, Oct. 13...Started at center in New England, Oct. 24, but was forced out of the game due to a toe injury that forced him to be placed on Injured Reserve. **2021** – In his final season in Green Bay, played in all 17 regular season games with 13 starts, opening at left guard in Week One, at center in Weeks Five, 7-12 and 14-17 and at right guard in Week 18...Made his first career start at center in Cincinnati, Oct. 10, appeared in all 64 snaps. Helped the offense produce a 300-yard passer (Aaron Rodgers, 344), a 200-yard receiver (Davante Adams, 206) and a 100-yard rusher (Aaron Jones, 103) in the same game for the first time in team history as the Packers posted 466 total yards of offense...Started at center at Kansas City, Nov. 7, and appeared on all 63 snaps as part of a line that allowed only one sack for the second straight game...Started at center vs. Seattle, Nov. 14, and played all 74 snaps as the line allowed just one sack for the third consecutive game...Started at center at Minnesota, Nov. 21, and played all 59 snaps, helping the offense rack up a season-high 467 yards of offense as Rodgers connected on 23-of-33 passes for 385 yards and four touchdowns with zero interceptions (148.4 rating)...Played all 59 snaps and started vs. Cleveland, Dec. 25, helping the Packers register their first zero-sack game of the season as Rodgers threw for 202 yards and three TDs with zero interceptions (115.1 rating)...Helped the offense rack up season-highs for total net yards (481), rushing yards (174) and first downs (29) vs. Minnesota, 1/2/22; Part of an offensive line that did not allow a sack for second straight game, the Packers' first time doing so since 2010...Started NFC Divisional Playoff loss vs. San Francisco, 1/22/22 at right guard. **2020** – Appeared in all 16 games for the first time, with a career-high 15 starts, opening 11 at right guard and four at left guard...Helped Packers tie for No. 2 in the NFL in sacks allowed (21), the fourth-fewest by Green Bay in a 16-game season...Part of a line that allowed one or zero sacks in a league-best 13 games, tied for the most in team history (2004), including four zero-sack games, the most by Green Bay since 2008 (four). Helped Packers rank No. 1 in scoring (31.8 ppg.), giveaways (franchise-record 11), zero-giveaway games (team-record ten), red-zone TD percentage (team-record 80.0) and time of pos-

VETERANS

session (32:29), No. 2 in third-down percentage (team-record 49.4), No. 5 in total offense (389.0 ypg.) and yards per play (6.29), No. 8 in rushing offense (132.4 ypg.), No. 9 in passing offense (256.6 ypg.) and No. 7 in rushing average (4.78). Helped protect Rodgers as he led the NFL in passer rating (121.5), passing touchdowns (team-record 48), completion percentage (team-record 70.7) and interception percentage (0.95), the first quarterback to lead the league in all four categories since Steve Young (1992), on his way to earning league Most Valuable Player...Also started both playoff games at left guard...Part of an offense that racked up a season-high 259 rushing yards on 35 attempts (7.4 avg.) vs. Detroit, Sept. 20, the top yardage total by Green Bay since 2003...At New Orleans, Sept. 27, started at right guard as the line allowed just one sack on the evening, as the Packers became the first team in NFL history to score 35-plus points with no turnovers in each of the first three games of the season...At Houston, Oct. 25, Started at right guard and was part of a line that did not allow a sack as Rodgers connected on 23-of-34 passes for 283 yards and four TDs with zero interceptions (132.4 passer rating)...Protected Rodgers as he threw for 295 yards and three TDs on 25-of-34 passing vs. Philadelphia, Dec. 6 and also blocked for Jones, who posted 130 yards on just 15 carries (8.7 avg.), highlighted by a career-long 77-yard touchdown run in the fourth quarter, as he became the first player in team history to have two TD runs of 75-plus yards in a season...Vs. L.A. Rams in NFC Divisional Playoff, 1/16/21, started at right guard and played all 75 snaps as the line did not allow a sack of Rodgers against a Rams defense ranked No. 2 in the NFL in sacks (53.0) during regular season. Part of a line that helped the offense rack up 484 total yards, the second-most in a game in franchise playoff history, including 296 passing yards and two TDs from Rodgers and the team's 188 rushing yards and two TDs on 36 carries (5.2 avg.). **2019** – Appeared in 14 regular season games and both postseason contests...At Dallas, Oct. 6, saw his most significant action of the season to that point, playing the game's final 55 snaps at center. Helped to clear the way for Jones' 182 total yards from scrimmage (107 rushing, 75 receiving) along with four rushing touchdowns as Jones matched the single-game franchise record for rushing TDs...Took over at center early in the second quarter at Detroit, Oct. 14, helping the Packers rack up 432 total yards as they featured a 300-yard passer (Rodgers, 323) and a 100-yard rusher (Jones, 100) for the first time on the season. **2018** – Played in 14 games with four starts, opening two at left guard and two at right guard...Returned two kickoffs for 23 yards (11.5 avg.)...Vs. Minnesota, Sept. 16, played three snaps on special teams and made a critical play midway through the fourth quarter. After the Vikings had cut the Packers' lead to 23-21, fielded a short kickoff at the Green Bay 23-yard line and returned it eight yards to the 31...Vs. Atlanta, Dec. 9, made his first start of the season, opening at left guard in place of an injured Lane Taylor. Protected Rodgers as he posted his ninth straight zero-interception game (tied for No. 2 in NFL history) and brought his streak of consecutive attempts without a pick to 368, a new NFL record as he moved past Tom Brady (358). Helped the Packers rush for 138 yards and a touchdown on 25 attempts (5.5 avg.)...At N.Y. Jets, Dec. 23, Started at right guard and played all 91 snaps, blocking for an offense that racked up a season-high 540 yards, the most by the Packers since 2013. **2017** – Played in 12 games with two starts (one at left guard, one at right guard), also seeing action on special teams...Vs. Chicago, Sept. 28, made his first NFL start, opening at left guard with Taylor shifting to left tackle in place of an injured David Bakhtiari. Played all 55 snaps and helped to block for Rodgers as he threw a season-high four TD passes...Vs. Minnesota, Dec. 23, came in at right guard on the second play from scrimmage. Played the final 66 snaps of the game at right guard, helping to protect QB Brett Hundley as the line allowed just

VETERANS

one sack on the evening...At Detroit, Dec. 31, Started at right guard for the first time in career, appearing on all 68 snaps. **2016** – Waived by the Packers in the final roster reduction, Sept. 3 and then signed to the practice squad the next day, where he spent the entire season.

COLLEGE – A three-year letterman for Blue Devils, seeing action in 44 career games with 26 starts...Finished out career with 21 consecutive starts at LG...In 2015, started all 13 contests at LG, earning honorable mention All-ACC recognition from the Atlantic Coast Sports Media Association and the conference's coaches...Helped pave the way for an offense that averaged 192.9 rushing yards per game...Part of a line that ranked No. 6 in the nation for fewest tackles for a loss allowed per game (4.15, No. 2 in ACC) and allowed just 17 sacks...Named to ESPN's All-Bowl Team after helping Duke post 536 yards of total offense in an overtime win vs. Indiana in the New Era Pinstripe Bowl, the first bowl victory for the Blue Devils since 1961...Part of an offensive line that blocked for three 100-yard rushers against the Hoosiers...In 2014, started 12 games at LG, missing one contest due to injury...Helped the offense become the first in school history to average 180-plus rushing yards and 210-plus passing yards per game...Blocked for QBs Anthony Boone and Thomas Sirk as they combined for 2,767 yards, 22 TDs and just eight interceptions while completing 266 of-467 passes (57.0 pct.)...Member of Duke's first team to reach the ACC title game in 2013 after securing the Coastal Division...Earned his degree in history.

PERSONAL – Played at Brentwood (Tenn.) HS, lettering four years in football and three years in rugby and track...Married to his wife, Annie...Born in Brentwood, Tenn.

LUCAS PATRICK

Games Played/Started: Green Bay – (2017, 12/2); (2018, 14/4); (2019, 14/0); (2020, 16/15); (2021, 17/13); **Chicago** – (2022, 7/5); (2023, 16/15)
NFL Totals: 96/54

POSTSEASON

Games Played/Started: Green Bay – (2019, 2/0); (2020, 2/2); (2021, 1/1) **NFL Totals: 5/3**



TREVOR PENNING

70 | T

HEIGHT: 6-7 • WEIGHT: 321

COLLEGE: NORTHERN IOWA

JOINED SAINTS: D1B-22

NFL EXPERIENCE: 3

BORN: 5/15/99

NFL CAREER – A first round selection (19th overall) of the Saints in the 2022 NFL Draft out of Northern Iowa, Penning has appeared in 23 contests with six starts

VETERANS

at left tackle while also contributing as an extra lineman and on the special teams unit. A toe injury caused him to miss the majority of his rookie campaign before appearing in all 17 contests in his second season. Penning and the Saints look forward to the talented lineman taking advantage of the opportunity to participate in a full offseason for the first time without medical restrictions.

CAREER TRANSACTIONS – Activated from Injured Reserve, 11/26/22; Placed on Injured Reserve, 9/1/22; Agreed to terms on a four-year contract, 5/13/22; Selected by Saints in first round (19th overall) of the 2022 NFL Draft.

2023 – Appeared in 17 games, including starting the first five contests at LT and taking the majority of snaps at the position at Houston, Oct. 15...Contributed on special teams throughout the season while also serving as an extra lineman in several contests. **2022** – Appeared in six games as a rookie after recovering from a toe injury suffered in the preseason and contributed on special teams and as a sixth lineman in first five appearances, before starting season finale at LT vs. Carolina, 1/8/23...Made NFL regular season debut on special teams and as a sixth lineman at San Francisco, Nov. 27.

COLLEGE – Penning saw action in 37 games over his career at Northern Iowa with 33 starts...He started all 12 games at left tackle in the fall of 2021 and was the only offensive lineman in the country to be named as a finalist for the Walter Payton Award, which is annually awarded to the FCS national offensive player of the year. Penning was also named to nine All-America teams, including the *Associated Press* All-America team, and was named Phil Steele's Offensive Lineman of the Year...Appeared in and started six games in a COVID-19 shortened 2021 spring season postponed from the fall...Made five starts at left tackle and one at right tackle...Named honorable mention All-Missouri Valley and to Bruce Feldman's College Football Freaks list...In 2019, played and started in all 15 games, seeing action primarily at left tackle with right guard mixed in, as the Panthers advanced to the quarterfinals of the FCS playoffs for the first time since 2015... In 2018, played in four games as redshirt freshman...Redshirted as a freshman in 2017...Graduated with a degree in movement and exercise science and a minor in coaching.

PERSONAL – Attended Newman Catholic (Mason City, Iowa) HS, where he was named a team captain for the Knights...Earned first-team All-District and selected All-Area...Lettered in basketball and track & field...Teammate of younger brother, Jared, on UNI offensive line from 2019-21...To celebrate "504 Day" on May 4, 2023, Penning, two teammates and other team employees joined with Second Harvest Food Bank to give back through their food packing event.

TREVOR PENNING

Games Played/Started: New Orleans - (2022, 6/1); (2023, 17/5) NFL Totals: 23/6.

VETERANS



**A.T.
PERRY**

17 | WR

HEIGHT: 6-5 • WEIGHT: 205

COLLEGE: WAKE FOREST

JOINED SAINTS: D6-23

NFL EXPERIENCE: 2

BORN: 10/26/99

NFL CAREER – A talented big target playmaker, Perry emerged as a reliable red zone weapon down the stretch in his rookie campaign. The former Wake Forest standout appeared in ten games with three starts, totaling 12 receptions for 246 yards (20.5 avg) and four touchdowns.

CAREER TRANSACTIONS – Signed to a four-year contract, 5/12/23; Selected by New Orleans in the sixth round (195th overall) of the 2023 NFL Draft.

2023 – Appeared in ten games with three starts, adding 12 catches for 246 yards (20.5 avg) and four touchdowns...Made NFL debut at Indianapolis, Oct. 29... Recorded two catches for 38 yards and his first career touchdown at Minnesota, Nov. 12...Added one grab for 30 yards vs Detroit, Dec. 3...In win vs. Carolina, Dec. 10, hauled in a season/game-high 44 yard reception...Posted two catches for 34 yards in win vs Giants, Dec. 17...At L.A. Rams, Dec. 21, added his second touchdown of the season on a 35-yard strike in the fourth quarter...Posted season/career-best in receptions (three), receiving yards (53) and touchdowns (two) in season finale win over Atlanta, 1/7/24.

COLLEGE – During his college career, Perry set numerous Wake Forest receiving records, including a program-record 28 touchdowns, which also is tied for seventh in ACC history. Perry also holds the program record with 15 touchdown receptions during the 2021 season, tied the program record with 12 100-yard receiving games and is the only player in program history to have two double-digit touchdown seasons, doing so during the 2021 and 2022 seasons. For his career, Perry appeared in 43 games and caught 171 passes for 2,662 yards (15.6 avg.) and 28 touchdowns...Appeared in 13 games with 12 starts and posted a career-best 81 receptions during his historic 2022 campaign, while finishing with 1,096 receiving yards, the first player in program history to have multiple 1,000-yard receiving seasons. His 81 catches is tied for fourth-most in Deacs single-season history. Ricky Proehl (1986-89) held the previous program record of 25 receiving touchdowns for over 30 years, until Perry took over in the first quarter against Syracuse, rewriting the record book with 5:07 remaining in the first half on a 29-yard TD pass. Had ten or more catches three times during the season including 11 catches for 116 yards in Gasparilla Bowl win over Missouri. Recorded at least one touchdown reception in nine of 13 games during the season. First-team All-ACC for second consecutive season as junior...In 2021, on his way to earning first-team All-ACC Honors and being a Biletnikoff Award semifinalist, set the single-season record with 15 touchdown receptions, three more

VETERANS

than any other player in the program's history. Additionally, the total was tied for the fifth-most in ACC history and the third-highest total since 1997. Ended year as just the ninth player in Deacs history to cross over the 1,000-yard barrier, tallying 1,293 receiving yards, ranking second and just 37 yards shy of the program record. Found the end zone in 11 of the 14 games while having 100-plus yards in seven contests. Had five receptions of 50-plus yards over course of season... In 2020, appeared in six games, catching 15 passes for 211 yards...Majored in communications

PERSONAL – Team captain at Park Vista Community, (Lake Worth, Fla.) HS...No. 17 on the South Florida *Sun-Sentinel's* list of top players in Palm Beach County... Named to Florida Athletic Coaches Association All-District team...Earned All-Area, All-Conference and All-County honors...Named All-County in basketball...Won the Palm Beach County track long jump championship...Helped lead the Cobras to the state playoffs where they upset top seed Miramar in the first round where he had two TD catches...Snagged two TD receptions against Palm Beach Gardens, including an 80-yarder...Also saw action at DB...During his junior year, earned All-Area honorable mention honors and team MVP as the Cobras posted a 10-0 regular season record...For the league's 2023 "My Cause, My Cleats" promotion, Perry wore specially designed cleats to support Color of Change, the nation's largest online racial injustice organization...Mother, Chasity Prescott, ran track at Arizona State...Born Oct. 26, 1999 in Lake Worth, FL.

A.T. PERRY

Year	Team	RECEIVING							RUSHING				
		GP	GS	No	Yds	Avg	Lg	TD	Att	Yds	Avg	Lg	TD
2022	New Orleans	10	3	12	246	20.5	44	4	0	0	-	-	0
NFL Totals		10	3	12	246	20.5	44	4	0	0	-	-	0

SINGLE GAME-HIGHS: Receptions – 3, vs. Atlanta (1/7/24); Receiving Yards – 53, vs. Atlanta (1/7/24); Long Reception – 44, vs. Carolina (12/10/23); Receiving TDs – 2, vs. Atlanta (1/7/24).



NATHAN PETERMAN

10 | QB

HEIGHT: 6-2 • WEIGHT: 225
COLLEGE: PITTSBURGH
JOINED SAINTS: UFA-24 (CHI)
NFL EXPERIENCE: 7
BORN: 5/4/94

NFL CAREER – Originally drafted by the Buffalo Bills out of Pittsburgh in the fifth round of the 2017 NFL Draft, Peterman brings starting experience to the Saints and will compete for the slot backing up Derek Carr. The Jacksonville, Fla. native

VETERANS

appeared in five games with one start over the past two seasons for the Chicago Bears, completing 14-of-25 passes for 139 yards with one touchdown and one interception. In his career, Peterman has played in 15 games with five starts, completing 85-of-160 passes for 712 yards and four touchdowns and has carried 24 times for 87 yards with one touchdown.

CAREER TRANSACTIONS – Signed by New Orleans Saints to one-year contract (UFA-CHI), 3/18/24; Signed to the Chicago active roster, 10/13/23; Signed to the Chicago practice squad, 10/9/23; Contract terminated by Chicago, 10/5/23; Re-signed by Chicago, 9/21/23; Contract terminated by Chicago, 9/20/23; Re-signed by Chicago, 8/31/23; Contract terminated by Chicago, 8/29/23; Re-signed by Chicago to a one-year contract, 3/31/23; Signed to the Chicago active roster, 12/3/22; Elevated to active roster by Chicago (standard), 11/26/22; Signed to Chicago practice squad, 8/31/22; Contract terminated by Chicago, 8/30/22; Signed by the Bears to a one-year contract, 5/11/22; Elevated to Raiders active roster (COVID-19 replacement), 12/26/21; Signed to Raiders practice squad, 11/3/21; Contract terminated by Raiders, 11/2/21; Re-signed by Raiders to a one-year contract, 2/4/21; Re-signed by Raiders to a one-year contract, 4/16/20; Placed on Injured Reserve by Oakland, 9/2/19; Signed by the Raiders to a reserve/future contract, 1/1/19; Signed to the Raiders practice squad, 12/19/18; Waived by Buffalo, 11/12/18; Signed by Buffalo to four-year contract, 5/24/17; Selected by Buffalo Bills in the fifth round (171st overall) of the 2017 NFL Draft.

2023 – Appeared in two contests for Chicago after being signed to the active roster midseason. **2022** – Played in three games (one start) for the Bears and completed 14-of-25 passes for 139 yards with one touchdown and one interception...Saw first game action of the season against Eagles, Dec. 18...Played snaps against the Bills, Dec. 24, finishing three-for-five with 25 yards...Was named the starter for the final regular season contest vs. Minnesota, 1/8/23, completing 11-of-19 passes for 114 yards and a touchdown. **2021** – In his final season with Raiders, appeared in one contest vs. the Bears, Oct. 10, before spending the remainder of the season on the practice squad. **2020** – Appeared in one contest for the Raiders after serving as the club's backup...Active for 11 contests throughout season...Substituted in at quarterback in the fourth quarter at Atlanta, Nov. 29, completing three passes for 25 yards while adding nine rushing yards on one rush attempt. **2019** – Spent season on Injured Reserve for Raiders (elbow). **2018** – Played in four games with two starts for Buffalo, completing 44-of-81 attempts for 296 yards with one touchdown and seven interceptions. Rushed ten times for 50 yards with first career touchdown...Made his third career start at Baltimore, Sept. 9, completing 5-of-18 passes for 24 yards with two interceptions...Threw for 61 yards on six-of-12 passing with a TD and two interceptions at Houston, Oct. 14...Completed both passing attempts for 23 yards vs. New England, Oct. 29...Set career-highs in completions (31), passing attempts (49) and passing yards (188) vs. Chicago, Nov. 4. Rushed eight times for 47 yards, both career-highs and recorded first career rushing TD. **2017** – Appeared in four games with two starts as rookie for Buffalo, completing 24-of-49 attempts for 252 yards with two touchdowns and five interceptions. Rushed for 23 yards on seven carries (3.3 avg.)...Entered the game in the fourth quarter vs. New Orleans, Nov. 12, and completed seven-of-ten passes for 79 yards with one TD in his first NFL action. Threw first career TD pass to TE Nick O'Leary for a 10-yard score...Made his first

VETERANS

career NFL start at the Chargers, Nov. 19, finished with 66 yards on 6-of-14 passing and five interceptions...Completed 6-of-15 attempts for 50 yards and rushed for nine yards at New England, Dec. 3...Started second career game and connected on an eight-yard TD pass vs. Indianapolis, Dec. 10. Completed two-of-ten attempts for 57 yards and added four carries on the ground for ten yards...Made his first career postseason appearance at Jacksonville in NFC Wild Card Playoff, 1/7/18, completing one pass for 14 yards.

COLLEGE – Played two seasons at Pittsburgh (2015-16) after transferring from the University of Tennessee...Career totals at Pitt included 26 games played with 24 starts, accumulating 5,142 passing yards on 378-of-620 passing (61.0 pct.) with 47 touchdown passes. Added 518 rushing yards on 157 carries (3.3 avg.) with four TDs...As a redshirt senior in 2016, led the ACC in pass efficiency (163.4), yards per completion (15.43) and yards per pass attempt (9.33). Set school record by leading the highest scoring offense in Pitt history (40.92 ppg.). Selected to play in the Senior Bowl. Was named All-ACC Academic team. Named the Walter Camp National Offensive Player of the Week after passing for a career-high 308 yards with five TDs against No. 2 Clemson. Threw for 2,855 yards with 27 touchdowns and seven interceptions. His 27 touchdowns rank fourth on the school's single-season TD passing list. Finished as the team's third-leading rusher with 286 yards on 72 carries (4.0 avg.) with three TDs...Enrolled at Pitt as a graduate transfer in 2015. Finished second in the ACC in completion percentage, third in TD passes and fourth in passing efficiency. Played in 13 games with 11 starts, completing 193-of-314 passes for 2,287 yards with 20 touchdown passes and eight interceptions...From 2013-14, played in 11 games with two starts at Tennessee...A three-time Southeastern Conference Academic Honor Roll member...Completed 20-of-43 passes for 94 yards with two interceptions as a Volunteer...Redshirted in 2012...Earned bachelor's degree in communications from Tennessee...Received MBA from Pitt's Katz Graduate School of business.

PERSONAL – Attended Bartram Trail (St. Johns, Fla.) HS...Rated the No. 10 QB prospect by Rivals.com...Rated No. 43 player in Florida by Rivals.com and No. 50 by 247Sports.com...Selected first-team All-Florida Class 6A...Named as the St. Johns County Player of the Year and to the *Florida Times-Union* All-First Coast Team...Led team to a 12-2 record and to the Florida 6A playoff semifinals as a senior, completing 199-of-315 passes for 2,932 yards with 36 TDs.

NATHAN PETERMAN

Year	Team	GP	GS	Att	Cmp	PASSING							Lst	Rating
						Pct	Yds	Yds/Att	TD	Int	Lg	Sk		
2017	Buffalo	4	2	49	24	49.0	252	5.1	2	5	21	1	5	38.4
2018	Buffalo	4	2	81	44	54.3	296	3.7	1	7	26	7	34	30.7
2019	Oakland	0	0	0	0	-	0	-	0	0	-	0	0	-
2020	Las Vegas	1	0	5	3	60.0	25	5.0	0	0	12	2	16	72.9
2021	Las Vegas	1	0	0	0	-	0	-	0	0	-	0	0	-
2022	Chicago	3	1	25	14	56.0	139	5.6	1	1	28	1	6	68.6
2023	Chicago	2	0	0	0	68.4	0	-	0	0	-	1	5	0.0
NFL Totals		15	5	160	85	53.1	712	4.5	4	13	28	12	66	39.4

VETERANS

NATHAN PETERMAN

Year	Team	RUSHING				
		Att	Yds	Avg	Lg	TD
2017	Buffalo	7	23	3.3	9	0
2018	Buffalo	10	50	5.0	24	1
2019	Oakland	0	0	-	-	0
2020	Las Vegas	1	9	9.0	9	0
2021	Las Vegas	2	2	1.0	1	0
2022	Chicago	2	7	3.5	6	0
2023	Chicago	2	-4	-2.0	-2	0
NFL Totals		24	87	3.6	24	1


SINGLE-GAME HIGHS: Attempts – 49, vs. Chicago (11/4/18); Completions – 31, vs. Chicago (11/4/18); Completion Pct. – 63.3 (31-for-49), vs. Chicago (11/4/18); Passing Yards – 198, vs. Chicago (11/4/18); Long Completion – 28, vs. Minnesota (1/8/23); Passing TDs – 1 (4x), last vs. Minnesota (1/8/23); Passer Rating – 92.9, vs. Minnesota (1/8/23); Rushes – 8, vs. Chicago (11/4/18); Rushing Yards – 47, vs. Chicago (11/4/18); Long Rush – 24, vs. Chicago (11/4/18); Rushing TDs – 1, vs. Chicago (11/4/18).

POSTSEASON

Year	Team	GP	GS	Att	Cmp	Pct	Yds	Yds/Att	TD	Int	Lg	Sk	Lst	Rating
2017	Buffalo	1	0	3	1	33.3	14	4.7	0	1	14	0	0	9.7
NFL Totals		1	0	3	1	33.3	14	4.7	0	1	14	0	0	9.7

Year	Team	RUSHING				
		Att	Yds	Avg	Lg	TD
2017	Buffalo	1	4	4.0	4	0
NFL Totals		1	4	4.0	4	0

POSTSEASON SINGLE-GAME HIGHS: Attempts – 3, at Jacksonville (1/7/18); Completions – 1, at Jacksonville (1/7/18); Completion Pct. – 33.3 (1-for-3), at Jacksonville (1/7/18); Passing Yards – 14, at Jacksonville (1/7/18); Long Pass – 14, at Jacksonville (1/7/18); Interceptions – 1, at Jacksonville (1/7/18); Passing TDs – 0; Passer Rating – 9.7, at Jacksonville (1/7/18); Rushes – 1, at Jacksonville (1/7/18); Rushing Yards – 4, at Jacksonville (1/7/18); Long Rush – 4, at Jacksonville (1/7/18); Rushing TDs – 0.



ADAM PRENTICE

46 | FB

HEIGHT: 6-0 • WEIGHT: 245
 COLLEGE: SOUTH CAROLINA
 JOINED SAINTS: WAI-21 (DEN)
 NFL EXPERIENCE: 4
 BORN: 1/16/97

NFL CAREER – Prentice’s versatility on both offense and on special teams has served New Orleans well since he was picked up off of waivers from Denver at the conclusion of the preseason in 2021. In 2023, Prentice played in 13 games with one start, primarily serving as a blocker and special teams contributor. He carried two times for twelve yards, caught two passes for 12 yards and added a career-best five coverage stops.

CAREER TRANSACTIONS – Agreed to terms with New Orleans on a one-year contract, 3/13/24; Signed to the active roster by New Orleans, 12/9/23; Signed to

VETERANS

the practice squad by New Orleans, 11/16/23; Waived by New Orleans, 11/14/23; Activated off Injured Reserve by New Orleans, 11/11/23; Placed on Injured Reserve (knee) by New Orleans, 10/14/23; Signed to the active roster by New Orleans, 11/10/22; Signed to practice squad by New Orleans, 10/4/22; Waived by New Orleans, 10/1/22; Signed to the active roster from the practice squad by New Orleans, 12/2/21; Standard gameday elevation to New Orleans' active roster, 11/25/21; Signed to the practice squad by New Orleans, 9/16/21; Waived by New Orleans, 9/14/21; Awarded off waivers to New Orleans Saints from Denver, 9/1/21; Waived by Denver, 8/31/21; Signed by the Denver Broncos as an undrafted free agent, 5/14/21.

2023 – Prentice played in 13 games with one start, primarily serving as a blocker and special teams contributor. He carried two times for twelve yards, caught two passes for 12 yards and added a career-best five coverage stops...Vs. Tennessee, Sept. 10, played on offense and special teams and recorded one coverage tackle... At Green Bay, Sept. 24, started and played on special teams...At New England, Oct. 8, saw action at FB and on special teams before departing in third quarter (knee) that forced him to be placed on Injured Reserve...At Minnesota, Nov. 12, after being activated rotated in on offense and on special teams...At Atlanta, Nov. 26, rotated in on offense and on special teams, finishing with one tackle...Vs. Detroit, Dec. 3, rotated in on offense and special teams, recording one tackle... Vs. N.Y. Giants, Dec. 17, rotated in on offense and special teams and recorded one coverage tackle...At Tampa Bay, Dec. 31, rotated in on offense and played on special teams. Recorded one catch for seven yards, one seven-yard carry for a first down, and a coverage tackle. **2022** – Prentice appeared in 11 games with two starts for the Saints, carrying four time for nine yards, recording three receptions for nine yards and adding three stops on special teams...Vs. Tampa Bay, Sept. 18, started and recorded one two-yard catch and one coverage tackle... At Tampa Bay, Dec. 5, played on offense and special teams and converted a two-yard carry for a first down...Vs. Atlanta, Dec 18, played on offense and special teams, finishing with one catch for three yards for a first down and added one coverage tackle...At Cleveland, Dec. 24, started and appeared on special teams and offense, carrying twice for five yards while blocking for a rushing attack that gained 152 yards...At Philadelphia, 1/1/23, saw action on both offense and special teams, posting one carry for two yards, one reception for four yards and blocking for a rushing attack that gained 130 yards. **2021** – Prentice appeared in seven games with three starts for New Orleans, carrying twice for three yards, posting three receptions for 16 yards and adding one special teams tackle...Vs. Buffalo, Nov. 25, made NFL regular season debut, started on offense and had a ten-yard reception and also saw time on special teams...Played on offense and special teams and recorded a tackle at N.Y. Jets, Dec. 12...Vs. Carolina, 1/2/22, played on offense and special teams, and rushed once for two yards and had a four-yard reception...Started on offense and saw time on special teams, and recorded one reception for two yards and carried once for one yard in season finale, at Atlanta, 1/9/22.

COLLEGE – Prior to his lone season in Columbia, Prentice played three seasons at Colorado State...Appeared in 47 career games, where he rushed 18 times for 65 yards, adding 20 receptions for 128 yards with one TD...In 2020, as a graduate transfer from Colorado State, appeared in all ten games for the Gamecocks, making five starts totaling two receptions for 13 yards...In 2019, played in all

VETERANS

12 games including two starts at FB for Rams as redshirt junior. Caught seven passes for 44 yards. Earned Fall Academic All-Mountain West honors...In 2018, selected by teammates as one of four captains. Appeared in all 12 games and started six contests. Rushed 16 times for 62 yards, caught four passes for 26 yards and led Rams with nine special teams stops. Earned Academic All-Mountain West and honorable mention Academic All-Colorado honors by the Colorado chapter of the National Football Foundation. Nominated for Allstate/AFCA Good Works Team...In 2017, played in all 13 games (six starts), carrying once for two yards and making five catches for 33 yards with one TD. Served as lead-blocker for an offense ranked 11th in country and a rushing attack ranked 31st in nation. Academic All-MWC selection, was CSU's Burlsworth Trophy nominee, awarded annually to the most outstanding player who began career as walk-on...In 2016, awarded scholarship, but missed season (knee)...In 2015, redshirted....Earned a bachelor's degree in civil engineering from Colorado State and a master's degree in structural engineering from South Carolina.

PERSONAL - Graduated from Clovis (Calif.) HS and won the co-league championship as a sophomore...Earned three football and wrestling varsity letters and two letters in track & field (shot put)...A national champion wrestler, in addition to earning a pair of California state titles...Three-time wrestling league, conference and city champion...Earned track All-League honors...Graduated No. 16 in his class, earning Advanced Studies Scholar of Distinction recognition... Adam M. Prentice was born Jan. 16, 1997...Late father, Gary, played football at UC Davis...At Fresno State participated in the "Night to Shine", a prom for people with special needs and the "Read with the Rams" reading program with school-age children...For the team's Week 13 My Cause My Cleats game, wore designed cleats that promoted leukemia/breast cancer awareness...Eventually would like to have his own design firm.

ADAM PRENTICE

Year	Team	GP	GS	RUSHING					RECEIVING				
				Att	Yds	Avg	Lg	TD	No	Yds	Avg	Lg	TD
2021	New Orleans	7	3	3	5	1.7	2	0	3	16	5.3	10	0
2022	New Orleans	11	2	4	9	2.3	3	0	3	9	3.0	4	0
2023	New Orleans	13	1	2	12	6.0	7	0	2	12	6.0	7	0
NFL Totals		31	6	9	26	2.9	7	0	8	37	4.6	10	0

ADDITIONAL STATISTICS: Special Teams Tackles - (2021, 1); (2022, 3); (2023, 5); **Total: 9.**

SINGLE-GAME HIGHS: Rushes - 2, at Cleveland (12/24/22); Rushing Yards - 7, at Tampa Bay (12/31/23); Long Rush - 7, at Tampa Bay (12/31/23); Rushing TDs - 0; Receptions - 1 (8x), last at Tampa Bay (12/31/23); Receiving Yards - 10, vs. Buffalo (11/25/21); Long Reception - 10, vs. Buffalo (11/25/21); Total Yards From Scrimmage - 14, at Tampa Bay (12/31/23).

VETERANS



RYAN RAMCZYK

71 | T

HEIGHT: 6-6 • WEIGHT: 314

COLLEGE: WISCONSIN

JOINED SAINTS: D1B-17

NFL EXPERIENCE: 8

BORN: 4/22/94

NFL CAREER – A first round draft pick in 2017, this eighth-year pro started all 12 games he appeared in in 2023. Ramczyk has become a stalwart on the right side, starting all 101 regular season games he has played in, 98 on the right side, in his seven campaigns and was named to the *Associated Press* All-Pro team for three consecutive years (2018-20). He joined William Roaf as only the second Saints tackle to be named *AP* All-Pro three times.

CAREER TRANSACTIONS – Placed on Injured Reserve, 12/30/23; Activated from Reserve/COVID-19, 1/5/22; Placed on Reserve/COVID-19, 12/24/21; Signed a to a five-year contract extension, 6/30/21; Fifth-year option exercised, 3/19/20; Signed to a four-year contract, 6/21/17; Selected by New Orleans in the first round (32nd overall) of the 2017 NFL Draft.

HONORS – 2020: *Associated Press* second-team All-Pro. **2019:** *AP* first-team All-Pro; PFWA All-NFL and All-NFC. **2018:** *AP* and Pro Football Focus second-team All-Pro; Ford Tough/NFL.com Offensive Line of the week (Week Ten). **2017:** PFWA All-Rookie.

2023 – Started all 12 games he appeared in at right tackle...Blocked for an offense that ran for 134 yards in win at Carolina, Sept. 18...Vs. Indianapolis, Oct. 29, blocked for an offense that gained 511 yards, including a season-high 161 rushing yards (4.5 avg) while scoring 38 points and allowing just one sack...Started for an offensive line that allowed zero sacks in win vs. Chicago, Nov. 5...Blocked for an offense that rushed for 148 yards (season-high 5.3 avg) at Atlanta, Nov. 26... Missed final five contests (knee). **2022** – Started all 16 games he appeared in at right tackle, as he was voted as team captain for first time...Vs. Seattle, Oct. 9, blocked for an offense that gained 235 yards rushing, including 100-yard performances from both Taysom Hill (112) and Alvin Kamara (103)...Vs. Cincinnati, Oct. 16, blocked for an offense that gained 228 yards rushing including 19 carries for 99 yards (5.2 avg.) from Kamara...At Arizona, Oct. 20, started for a line that did not give up a sack...Vs. Las Vegas, Oct. 30, started for a line that did not surrender a sack...At Cleveland, Dec. 24, started for a line that did not surrender a sack... At Philadelphia, 1/1/23, left game in second quarter with a hip injury that caused him to miss season finale vs. Carolina, 1/8/23. **2021** – Started all ten games he appeared in at right tackle, battled knee injury that forced him to miss five games and missed two more tackle contests (Reserve/COVID-19)...Vs. Green Bay (played in Jacksonville, Fla. due to Hurricane Ida), Sept. 12, blocked for an offense that produced their highest scoring output of the season with 38 points while allowing no sacks, a career-high tying five touchdown passes from QB Jameis Winston and

VETERANS

171 rushing yards as a team, giving the Saints a 38-3 victory over the Packers... Blocked for an offense that totaled a season-high 405 total yards, vs N.Y. Giants, Oct. 3...At Seattle, Oct. 25, blocked for Kamara as he totaled 179 total yards from scrimmage in the Saints' 13-10 Monday Night Football victory...Part of a blocking effort where the Saints rushed for 152 yards, helping them earn 36-27 win over defending Super Bowl champions, vs. Tampa Bay, Oct. 31...At Tennessee, Nov. 14, blocked for an offense that posted season-high 287 passing yards...Inactive for next five contests...Placed on Reserve/COVID-19, Dec. 24 and activated, 1/5/22...In season finale at Atlanta, 1/9/22, blocked for an offense that totaled 195 rushing yards, the second-best output of the season. **2020** – Started all 16 regular season games and both postseason contests at right tackle and earned *Associated Press* second-team All-Pro and PFWA All-NFL/All-NFC...Blocked for an offense that gained 138 yards rushing at Tampa Bay, Nov. 8...Blocked for an offense that gained 168 yards rushing vs. Atlanta, Nov. 22...Blocked for an offense that rushed for 229 yards and four scores at Denver, Nov. 29...Blocked for an offense that rushed for over 200 yards for second consecutive week at Atlanta, Dec. 6...Blocked for an offense that rushed for 264 yards and scored seven rushing touchdowns, including an NFL record-tying six by Kamara vs. Minnesota, Dec. 25...In regular season finale at Carolina, 1/3/21, blocked for an offense that rushed for 157 yards. **2019** – Started all 16 regular season games and the NFC Wild Card Playoff contest vs. Minnesota at right tackle, earning *AP* first-team All-Pro and PFWA All-NFL and All-NFC...In season-opening Monday Night Football victory vs. Houston, Sept. 9, blocked for an offense that gained 510 total net yards...At Seattle, Sept. 22, blocked for an offense that didn't allow Teddy Bridgewater to get sacked...Vs. Tampa Bay, Oct. 6, blocked for an offense that gained 457 net yards of total offense, four passing touchdowns and did not allow Bridgewater to get sacked...Blocked for back-to-back 100-yard rushing games from Latavius Murray at Chicago, Oct. 20 and vs Tampa Bay, Oct. 27...Vs. San Francisco, Dec. 9, blocked for an offense that gained 465 total net yards, six touchdowns and didn't allow Drew Brees to get sacked...Vs. Indianapolis, Dec. 16, blocked for a line that did not surrender a sack. **2018** – Started the first 15 regular season games and both playoff contests at right tackle, earning *AP* second-team All-Pro honors...At N.Y. Giants, Sept. 30, part of an offensive line that blocked for Kamara gaining a season-high 139 yards rushing and season-best three TDs...Vs. L.A. Rams, Nov. 4, blocked for an offense that didn't surrender a sack for second consecutive week and gained 487 total net yards...At Cincinnati, Nov. 11, blocked for an offense that didn't surrender a sack for third consecutive week and gained 509 total net yards...Vs. Philadelphia, Nov. 18, blocked for an offensive line that did not surrender a sack for fourth consecutive week and gained 546 total net yards...In NFC Divisional Playoff game vs. Philadelphia, 1/13/19, paved the way for a rushing attack that recorded 137 yards. **2017** – Started all 16 regular season games and both postseason contests...Started at left tackle in his NFL debut on Monday Night Football in opener at Minnesota, Sept. 11...Started at right tackle vs. New England, Sept. 17 and at Carolina, Sept. 24...Started at left tackle before moving to right tackle in second half following season-ending knee injury to Zach Strief against Miami at London's Wembley Stadium, Oct. 1, the position he would man for the remainder of season...Blocked for back-to-back 100-yard rushing games from Mark Ingram II vs. Detroit, Oct. 15 and at Green Bay, Oct. 22...Part of an offense that blocked for Brees passing 23-of-28 for 299 yards vs. Chicago, Oct. 29...Opened up running lanes for 151 yards on the ground vs. Tampa Bay,

VETERANS

Nov. 5...Part of an offensive line that blocked for 131 yards rushing and didn't allow Brees to be sacked vs. N.Y. Jets, Dec. 17.

COLLEGE – Played only one season at Wisconsin after transferring from Wisconsin-Stevens Point in 2015, where he played his first two seasons...Started all 14 games at left tackle in 2016 in Madison on the way to consensus first-team All-American and All-Big Ten honors...Anchored an offensive line that helped the Badgers rush for 203.1 yards per game...Ranked as season's top run blocker among FBS tackles by Pro Football Focus...Allowed just one sack and eight pressures, per PFF...First-team All-Wisconsin Intercollegiate Athletic Conference and a third-team All-Region selection as a sophomore in 2014, where as a starter at left tackle, helped UWSP rank third in league in scoring offense and total offense...As a freshman in 2013, was a second-team All-WIAC selection, when he played in nine games with eight starts at left tackle and was named team's offensive freshman of the year...Initially enrolled at Division II Winona State in 2012, but did not compete...Took classes at Mid-State Technical College after leaving Winona State, before enrolling at UW-Stevens Point...Sociology major.

PERSONAL – Attended Stevens Point (Wis.) Area HS, where as a senior, was named first-team All-State by the Wisconsin Football Coaches Association, AP honorable mention All-State, first-team All-Region, first-team All-Wisconsin Valley Conference, team Most Valuable Player and Offensive Player of the Year... Played in the 2012 WFCB All-Star Game...Enjoys hunting, fishing and watching hockey...Chose the Jockey Being Family Foundation as his cause for the National Football League's 'My Cause, My Cleats' promotion in both 2021 and 2022 to bring awareness to the importance of post-adoption services...Ryan Mack Ramczyk was born April 22, 1994 in Stevens Point, Wisc.

RYAN RAMCZYK

Games Played/Started: New Orleans – (2017, 16/16); (2018, 15/15); (2019, 16/16); (2020, 16/16); (2021, 10/10); (2022, 16/16); (2023, 12/12)
Totals: 101/101

POSTSEASON

Games Played/Started: New Orleans – (2017, 2/2); (2018, 2/2); (2019, 1/1); (2020, 2/2) **Totals: 7/7**



MONTY RICE

59 | LB

HEIGHT: 6-0 • WEIGHT: 233

COLLEGE: GEORGIA

JOINED SAINTS: WAI-23 (TEN)

NFL EXPERIENCE: 4

BORN: 1/8/99

NFL CAREER – Rice was originally drafted in the third round (92nd overall) by the Tennessee Titans in the 2021 NFL Draft. He appeared in 35 games with ten starts

VETERANS

for the Titans (2021-23) and has career totals of 110 tackles (59 solo), five stops for loss, two passes defended and 18 special teams stops. Awarded off of waivers to New Orleans in Week 14 of the 2023 season, Rice will look to take advantage of a full offseason with the club to compete for a roster spot on both defense and special teams.

CAREER TRANSACTIONS – Awarded off waivers to New Orleans Saints, 12/6/23; Waived by Tennessee, 12/5/23; Activated from Injured Reserve by Tennessee, 10/8/22; Placed on Injured Reserve by Tennessee, 8/24/22; Placed on Injured Reserve by Tennessee, 11/30/21; Signed a four year contract with the Titans, 7/26/21; Selected in the third round (92nd overall) of the 2021 NFL Draft by the Titans.

2023 – Appeared in 12 games for Titans, totaling 17 tackles (eight solo) and nine special teams stops, leading the team through Week 13. Led the team with a career-best three special teams tackles at Pittsburgh, Nov. 2...Finished with team-leading eight tackles and a stop for loss at Jacksonville, Nov. 19...Awarded off waivers to Saints, where he spent the final five weeks but did not see game action.

2022 – Played in 13 games with six starts at linebacker for Titans, finishing fourth on team in tackles with a career-high 63 (career-best 36 solo), four stops for loss, one pass defense and three special teams tackles. Missed first four games on Injured Reserve, before making his season debut Oct. 9 at Washington...Vs. Denver, Nov. 13, made his first start of the season and posted seven tackles, including one stop for loss...At Green Bay, Nov. 17, started and registered three tackles...At Philadelphia, Dec. 4, saw action as a reserve and on special teams and produced six tackles, including a stop for loss, as well as a coverage stop...Started and totaled 12 stops and a tackle for loss vs. Jacksonville, Dec. 11...At L.A. Chargers, Dec. 18, started and recorded five tackles, a quarterback pressure and a pass defended...Led team with career-best 13 tackles, including one stop for loss, vs. Dallas, Dec. 29. **2021** – Appeared in ten games with four starts as a rookie for Titans and registered 30 tackles (15 solo), one pass defense and six special teams stops. Made his first career start at Indianapolis and posted seven tackles and a pass defense, Oct. 10...Led the team with ten tackles vs. New Orleans, Nov. 14.

COLLEGE – In four seasons at Georgia (2017-20), appeared in 47 games with 28 starts, totaling 219 tackles, 10.5 stops for loss, two sacks, five passes defended, three forced fumbles and a fumble recovery returned for a TD...As a senior in 2020, a finalist for the Butkus Award, given to nation's best linebacker, when he finished with 49 tackles (30 solo), one sack, one pass defense, two forced fumbles and one 20-yard fumble return for a TD. Earned All-SEC first-team (*AP*) and All-America second-team (*The Athletic*)...As a junior in 2019, led Georgia with 89 tackles (50 solo), adding 14 pressures and three stops for loss...Sociology major.

PERSONAL – Attended James Clemens (Madison, Ala.) HS, where he earned Alabama Sports Writers Association Class 7A first-team defense honors...Posted 137 tackles, four interceptions, a blocked punt for touchdown, and three offensive touchdowns as a senior in 2016.

VETERANS

MONTY RICE

Year	Team	GP	GS	Tot	TACKLES			Yds	INTERCEPTIONS					FUMBLES		
					Solo	Asst	Sk		No	Yds	Lg	TD	PD	FF	FR	Yds
2021	Tennessee	10	4	30	15	15	0.0	0.0	0	0	-	0	1	0	0	0
2022	Tennessee	13	6	63	36	27	0.0	0.0	0	0	-	0	1	0	0	0
2023	Tennessee	12	0	17	8	9	0.0	0.0	0	0	-	0	0	0	0	0
NFL Totals		35	10	110	59	51	0.0	0.0	0	0	-	0	2	0	0	0

ADDITIONAL STATISTICS: Special Teams Tackles – (2021, 6); (2022, 3); (2023, 9) **Total: 18.**

SINGLE-GAME HIGHS: Tackles – 13, vs. Dallas (12/29/22); **Solo Tackles** – 8, last vs. Dallas (12/29/22); **Sacks** – 0; **Interceptions** – 0; **Passes Defended** – 1 (2x), last at L.A. Chargers (11/18/22); **Special Teams Tackles** – 3, at Pittsburgh (11/2/23).



JAMES ROBINSON

26 | RB

HEIGHT: 5-9 • WEIGHT: 219

COLLEGE: ILLINOIS STATE

JOINED SAINTS: FA-23

NFL EXPERIENCE: 4

BORN: 9/8/98

NFL CAREER – Signed by the Jacksonville Jaguars as an undrafted free agent after the 2020 NFL Draft, in 40 career games, Robinson has recorded 2,264 rushing yards, 615 receiving yards, and 23 touchdowns. Started 14 games for Jacksonville in 2020 totaling 1,414 yards from scrimmage and 1,070 yards rushing with ten total touchdowns. His scrimmage yards are the most ever by an undrafted rookie in NFL history while his rushing yards rank second. Fourth undrafted rookie with 1,000 rushing yards and fastest-ever to 1,000. Appeared in 14 games with 13 starts for the Jaguars in 2021, totaling 767 yards on the ground and eight touchdowns. Appeared in seven games for Jacksonville in 2022 before being traded to the New York Jets and playing four games, totaling 425 yards on the ground and three touchdowns to go along with 51 receiving yards and two scores. Appeared in one game for Green Bay in 2023, adding a rush and reception in a win against Kansas City before being signed to the Saints practice squad for the last four weeks. Will compete for a roster spot in the Saints backfield for the 2024 campaign.

CAREER TRANSACTIONS – Signed by Saints to a reserve/future contract, 1/9/24; Signed to Saints practice squad, 12/13/23; Practice squad contract terminated by Green Bay, 12/5/23; Elevated to Packers active roster (standard), 12/2/23; Signed to Packers practice squad, 11/29/23; Waived by Green Bay, 11/27/23; Signed to Packers active roster, 11/22/23; Signed to Packers practice squad, 10/17/23; Waived by New York Giants, 8/27/23; Signed by Giants, 7/21/23; Waived by Patriots, 6/12/23; Agreed to terms with New England on a two-year contract, 3/15/23; Traded from Jacksonville to New York Jets in exchange for future considerations, 10/25/22; Placed on Injured Reserve by Jacksonville, 12/27/21; Agreed to terms as an undrafted free agent with Jacksonville, 4/27/20.

VETERANS

2023 – Signed to the Saints practice squad in Week 15 after being released from Green Bay practice squad. Robinson appeared in one game for the Packers in a win against the Chiefs, recording one two-yard carry and one reception, Dec. 3.

2022 – Totaled 425 yards on the ground with three touchdowns and 11 receptions for 51 yards and two scores for Jaguars and N.Y. Jets...Recorded 66 yards on 11 carries and one score at Washington, Sept. 11...Added 64 rushing yards and a TD to go with two receptions for 14 yards in win vs. Colts, Sept. 18...Racked up 116 total yards, including 100 rushing yards on 17 carries (5.9 avg) and a TD with three receptions in win at Chargers, Sept. 25...Totaled 54 rushing yards and one reception at Indianapolis, Oct. 16...Recorded 48 rushing yards with two receptions and a TD in win vs. Buffalo, Nov. 6.

2021 – Started 13 games for Jaguars, recording 767 rushing yards on 164 carries (4.7 avg) and eight touchdowns, while adding 31 catches for 222 yards through the air...Recorded 88 rushing yards and a score with a career-high tying six receptions for 46 yards vs Arizona, Sept. 26...Ran for a career-high 149 yards on 18 carries (8.3 avg) and a TD vs. Tennessee, Oct. 10...Totaled 115 total scrimmage yards (86 rushing, 29 receiving) vs Atlanta, Nov. 28...Recorded 75 yards rushing on 18 carries with a TD and three receptions for 13 yards vs Houston, Dec. 19.

2020 – Robinson as an undrafted rookie played a major part in the Jaguars offense, recording 14 starts, totaling 1,070 yards rushing and seven touchdowns and 49 catches for 344 yards and three scores...Recorded first 100-yard rushing game (102 yards) on 16 carries (6.4 avg) and a touchdown with three grabs for 18 yards at Tennessee, Sept. 20. Joined former Colts RB James Mungro as only the second undrafted running back since 1988 to post 100 total yards from scrimmage with a touchdown in their first or second career game...Finished with 129 yards from scrimmage, including a career-high 83 receiving yards on career-best six grabs while also adding 46 rushing yards and two touchdowns vs. Miami, Sept. 24...Totaled 119 rushing yards and a score with four catches for 18 yards and another touchdown at Chargers, Oct. 25...Recorded his third 100 yard rushing game of the season with 109 yards on 23 carries (4.7 avg) at Green Bay, Nov. 15...Racked up 159 yards from scrimmage with a season-high 128 on the ground and a touchdown with five catches for 31 yards vs Cleveland, Nov. 29.

COLLEGE – Played in 46 games for Illinois State and finished second in school record books in rushing yards (4,444), rushing touchdowns (44), all-purpose yards (5,218) and total touchdowns scored (46)...Named a consensus first-team FCS All-American after leading the Missouri Valley Football Conference in rushing yards (1,899), yards per game (126.6) and TDs (16) in 2019...Named Phil Steele first-team All-American in 2018 after leading the MVFC with 1,290 rushing yards and scoring 13 TDs...Ranked econd in MVFC and 11th in FCS with 12 rushing TDs and 933 rushing yards in 2017...Appeared in nine games with two starts, totaling 322 rushing yards as a freshman.

PERSONAL – Attended Lutheran (Rockford, Ill.) HS, where he lettered in both football and basketball...Born September 8, 1998 in Rockford, Illinois.

JAMES ROBINSON


Year	Team	RUSHING							RECEIVING				
		GP	GS	Att	Yds	Avg	Lg	TD	No	Yds	Avg	Lg	TD
2020	Jacksonville	14	14	240	1,070	4.5	47	7	49	344	7.0	28	3

VETERANS

JAMES ROBINSON

2021	Jacksonville	14	13	164	767	4.7	58	8	31	222	7.2	26	0
2022	Jax-NVJ	11	5	110	425	3.9	50t	3	11	51	4.6	10	2
2023	Green Bay	1	0	1	2	2.0	2	0	1	-2	-2.0	-2	0
NFL Totals		40	32	515	2,264	4.4	50	18	92	615	6.7	28	5

SINGLE-GAME HIGHS: Carries – 25, vs. Houston (11/8/20); Rushing Yards – 149, vs. Tennessee (10/10/21); Long Rush – 58, vs. Tennessee (10/10/21); Rushing TDs – 2 (2x), at Cincinnati (9/30/21); Receptions – 6 (3x), last vs. Arizona (9/26/21); Receiving Yards – 83, vs. Miami (9/24/20); Long Reception – 28, vs. Indianapolis (9/13/20); Receiving TDs – 1 (5x), last vs. Buffalo (11/6/22); Total Yards From Scrimmage – 159, vs. Cleveland (11/29/20); Total TDs – 2 (4x), last at Washington (9/11/22).



CESAR RUIZ

51 | C/G

HEIGHT: 6-4 • WEIGHT: 316

COLLEGE: MICHIGAN

JOINED SAINTS: D1-2020

NFL EXPERIENCE: 5

BORN: 6/14/99

NFL CAREER – An athletic, versatile and intelligent lineman, the club’s first round draft pick in 2020 has settled into the right guard position on the Black and Gold offensive line. Ruiz has played in 62 games with 56 starts in his career, opening all 16 contests he appeared in during the 2023 campaign. The former Michigan standout has the flexibility to play across the offensive line, opening games at right guard, center, and even seeing time at right tackle in his four seasons with New Orleans. After signing an extension at the start of the 2023 season, Ruiz will look to continue his consistent play and help lead the Saints offensive line in 2024.

CAREER TRANSACTIONS – Signed a four-year contract extension, 9/9/23; Placed on Injured Reserve, 12/20/22; Signed, 7/27/20; Selected in the first round (24th overall) of the 2020 NFL Draft.

2023 – Started all 16 games he appeared in at RG...At Green Bay, Sept. 24, left in second quarter (concussion protocol)...Vs. Tampa Bay, Oct. 1, inactive (concussion)...At New England, Oct. 8, returned to start and play in 50th career NFL game...At Houston, Oct. 15, started at RG and also saw action at RT after Ryan Ramczyk exited...At Indianapolis, Oct. 29, blocked for an offense that gained a season-high 511 total net yards and 161 yards rushing...At Atlanta, Nov. 26, made his 50th career start...Blocked for an offense that gained 154 yards rushing in season finale vs. Atlanta, 1/7/24. **2022** – Opened all 14 games he appeared in before being placed on Injured Reserve with a Lisfranc injury, suffered late in team’s win vs. Atlanta, Dec. 18, starting at RG for 13 games and at C for one at Tampa Bay, Dec. 5...Vs. Seattle, Oct. 9, blocked for an offense that gained 235 yards rushing with two 100-yard rushers and three rushing TDs...Moved to C in second quarter vs. Baltimore, Nov. 7, due to Erik McCoy’s injury. **2021** – Only Saints offensive player to open all 17 games. After starting season-opening win over

VETERANS

Green Bay, Sept. 12, at RG, moved to C for the next four contests due to McCoy's injury, before returning to RG for final 12 games. **2020** – Played in 15 games with nine starts at RG and opened both postseason contests...Started vs. Atlanta, Nov. 22, blocking for an offense that gained 168 yards rushing...Started at Denver, Nov. 29, and blocked for an offense that rushed for 229 yards and four TDs...Started vs. Minnesota, Dec. 25, for an offense that rushed for a season-high 264 yards and club-record seven TDs, including an NFL record-tying six by RB Alvin Kamara.

COLLEGE – Started his final 31 games at Michigan during a 36-game career – five at RG and the last 26 at C...Opened all 13 games in 2019 and selected second-team All-Big Ten by conference coaches...In 2018, earned All-Big Ten third-team (coaches), starting all 13 games at center...In 2017, played in ten games and made five starts at right guard...Majored in Afro-American and African studies.

PERSONAL – Attended IMG (Bradenton, Fla.) Academy, where he helped lead his team to undefeated seasons in 2015 and 2016...In 2016, anchored an IMG offensive line that helped produce 2,000 yards passing and 1,879 yards rushing in 11 games...Played in 2017 Under Armour All-American Game...ESPN four-star recruit, ranked No. 69 nationally and the No. 1 center...Attended 2016 “Opening” Nike Camp...Transferred to IMG from Camden (N.J.) HS, where he spent his first two years...In December, Ruiz and several teammates teamed up with prominent New Orleans chefs and NOCCA students for a cooking competition featuring Dairy Max products and meals.

CESAR RUIZ

Games Played/Started: New Orleans – (2020, 15/9); (2021, 17/17); (2022, 14/14); (2023, 16/16) Totals: 62/56

POSTSEASON

Games Played/Started: New Orleans – (2020, 2/2) Totals: 2/2



NICK SALDIVERI

64 | OL

HEIGHT: 6-6 • WEIGHT: 316

COLLEGE: OLD DOMINION

JOINED SAINTS: D4A-23

NFL EXPERIENCE: 2

BORN: 8/14/00

NFL CAREER – In his second season in New Orleans, Saldiveri will look forward to being healthy after battling injuries his rookie year and compete for a starting role on the offensive line. The former Old Dominion standout appeared in four games last season, seeing time at right guard, at tackle in the jumbo package, and on special teams. He spent the last month of the season on Injured Reserve (shoulder).

CAREER TRANSACTIONS – Placed on Injured Reserve (shoulder), 12/9/23; Signed to a four-year contract, 5/12/23; Selected in the fourth round (104th overall) of the 2023 NFL Draft.

VETERANS

2023 – Played in four games, seeing time at RG, at T in the jumbo package, and on special teams...Vs. Tampa Bay, Oct. 1, made NFL debut on special teams... At New England, Oct. 8, appeared on offense for the first time at T in the jumbo package and rotated in on special teams...At Houston, Oct. 15, played at RG late in the fourth quarter and also saw action on special teams...Vs. Jacksonville, Oct. 19, rotated in at T in the jumbo package and also saw action on special teams... Placed on Injured Reserve with a shoulder injury, Dec. 9, ending his first season.

COLLEGE – Started 35-of-38 games over college career, seeing action predominantly at RT and RG...Started all 11 games in 2022, ten at RT and one at RG, earning second-team All-Sun Belt. Helped pave the way for Blake Watson to set the ODU single-game rushing record with 259 yards and three TDs, at Coastal Carolina...In 2021, started all 13 games at RT, earning third-team All-Conference USA honors. Also saw action at RG...Became the first offensive lineman in ODU history to score a touchdown when he recovered a fumble in bowl-eligibility clinching win over Charlotte. Helped lead way for Watson to become the second player in ODU history to rush for 1,000 yards. ODU ranked fifth in C-USA with 158.3 rush yards per game...Helped ODU set single-game record for rushing yards (358) in the win over Hampton...2020 season canceled due to the COVID-19 pandemic... In 2019, started 11 games at RT as a redshirt freshman, missing one contest due to an injury. One of two ODU freshman to start on offensive line...In 2018, earned a redshirt as a true freshman, but appeared in games against Middle Tennessee, VMI and Rice...Graduated with a degree in sport management, being named to the National Football Foundation's Hampshire Society.

PERSONAL – Became the first player from Parkwood (Monroe, N.C.) HS selected in the NFL Draft...Earned first-team All-Southern Carolina's Conference...Also on the track & field team throwing the shot put and discus...In the spring, joined students and teachers in football drills and workouts to unveil a Get Fit Fitness Zone at Houma Junior High School in a partnership between the Saints and UnitedHealthcare.

NICK SALDIVERI

Games Played/Started: New Orleans – (2023, 4/0) Totals: 4/0



KHALEN SAUNDERS

50 | DT

HEIGHT: 6-0 • WEIGHT: 324
COLLEGE: WESTERN ILLINOIS
JOINED SAINTS: UFA-23 (KC)
NFL EXPERIENCE: 6
BORN: 8/9/96

NFL CAREER – Originally selected by the Chiefs in the third round (84th overall) of the 2019 NFL Draft out of Western Illinois, Khalen Saunders enters his sixth NFL season and second with New Orleans in 2024. The St. Louis native has appeared

VETERANS

in 55 career regular season games with 22 starts, recording 138 tackles (64 solo), 4.5 sacks, three passes defended and four stops for loss. The sixth-year pro has also appeared in six postseason contests, posting eight tackles (six solo) and one sack as a member of Kansas City's Super Bowl LIV and LVII Championship teams. Saunders turned in his most productive season as a pro in 2023, starting all 17 games for the first time and recorded career-highs in tackles (57), solo stops (24), and saw action at fullback in the goal-line package.

CAREER TRANSACTIONS – Agreed to terms with the New Orleans Saints (UFA-KC), 3/17/23; Placed on Injured Reserve (knee) by the Chiefs, 11/30/21; Activated from Injured Reserve by the Chiefs, 10/24/20; Placed on Injured Reserve (elbow) by the Chiefs, 9/19/20; Signed by the Chiefs to a four-year contract, 6/4/19; Selected by the Chiefs in the third round (84th overall) of the 2019 NFL Draft.

2023 – Started all 17 games he played in for the first time in his NFL career, posting a career-high 57 tackles (24 solo), one pass defense and one stop for a loss in first season with the Black and Gold...At Carolina, Sept. 18, recorded four tackles (three solo)...At Green Bay, Sept. 24, recorded four tackles...Vs. Tampa Bay, Oct. 1, recorded five assisted tackles...At New England, Oct. 8, recorded two tackles (one solo). Helped lead Saints defense to a 34-0 shutout where they gave up only 45 rushing yards on 18 attempts (2.5 avg.)...At Indianapolis, Oct. 29, started and saw action at FB on offense in the goal line package. Paved the way for a key fourth-quarter TD run by Taysom Hill...Vs. Chicago, Nov. 5, started and saw action at FB on offense in the goal line package. Finished with five tackles (two solo), tying a season-high...Recorded five tackles at Atlanta, Nov. 26...Vs. Detroit, Dec. 3, started and rotated in at FB in his 50th career NFL appearance, finishing with four tackles (one solo)...Vs. Carolina, Dec. 10, finished with five tackles (two solo). **2022** – Played in 16 games in 2022 and posted 48 tackles, a career-high 3.5 sacks and one pass defense in final season in Kansas City. Also appeared in three postseason contests and posted five tackles and one sack as a member of the Super Bowl LVII Champions...At Indianapolis, Sept. 25, tallied a career-high eight tackles (three solo)...Vs. Tennessee, Nov. 6, recorded six tackles (three solo) and a 12-yard sack of Titans QB Malik Willis...Vs. Jacksonville, Nov. 13, posted two tackles (one solo) and a takedown of Jaguars QB Trevor Lawrence...In the AFC Championship victory vs. Cincinnati, 1/29/23, recorded a postseason career-high three solo tackles...In Super Bowl LVII vs. Philadelphia, 2/12/23, tallied two tackles (one solo) and his first postseason sack, taking down Eagles QB Jalen Hurts for a one-yard loss as the Chiefs won 38-35. **2021** – Appeared in seven games for Chiefs and recorded eight tackles (two solo)...At Tennessee, Oct. 24, Posted four tackles (one solo)...Placed on Injured Reserve with a season-ending knee injury, Nov. 30. **2020** – Appeared in three regular season contests with one start, posting three solo tackles as the Chiefs advanced to Super Bowl LV. **2019** – Appeared in 12 regular season games with four starts as a rookie and recorded 22 tackles (13 solo), a sack and a pass defense. Appeared in all three postseason contests, tallying three tackles (two solo) as a member of the Super Bowl LIV Champions...In Super Bowl, LIV vs. San Francisco, 2/2/20, recorded one solo tackle as Kansas City won 31-20.

COLLEGE – Appeared in 46 games for Western Illinois, tallying 203 tackles (120 solo), 17.5 sacks for 113 yards lost, six passes defended, four forced fumbles and three fumble recoveries in four seasons...Appeared in 11 games as a senior in 2018, recorded 72 tackles (42 solo), 6.5 sacks for 38 yards lost, one pass defended, one forced fumble and one fumble recovery...Became WIU's first-ever

VETERANS

Senior Bowl participant and recorded the first sack of the 2019 game...Majored in math education.

PERSONAL – Lettered in football, wrestling and track & field at Parkway Central (Chesterfield, Mo.) HS...Earned All-Conference and All-State honors...Team placed second in state of Missouri during 2013 season...Was runner-up junior year in the state track meet in shot put...Older brother, Kameron, has been a choreographer and dancer on three of Taylor Swift’s tours, including her current “Eras” tour... Enjoys playing piano...For Week 13 My Cause My Cleats contest vs. Detroit, wore specially designed cleats to promote the National Kidney Foundation...Rode in the 2024 Krewe of Tucks Mardi Gras parade...Born on Aug. 9, 1996...First name pronounced: KAH-len.

KHALEN SAUNDERS

Year	Team	GP	GS	Tot	TACKLES			Yds	INTERCEPTIONS					FUMBLES		
					Solo	Asst	Sk		No	Yds	Lg	TD	PD	FF	FR	Yds
2019	Kansas City	12	4	22	13	9	1.0	0.0	0	0	-	0	1	0	0	0
2020	Kansas City	3	1	3	3	0	0.0	0.0	0	0	-	0	0	0	0	0
2021	Kansas City	7	0	8	2	6	0.0	0.0	0	0	-	0	0	0	0	0
2022	Kansas City	16	0	48	22	26	3.5	22.5	0	0	-	0	1	0	0	0
2023	New Orleans	17	17	57	24	33	0.0	0.0	0	0	-	0	1	0	0	0
NFL totals		55	22	138	64	74	4.5	22.5	0	0	-	0	3	0	0	0

SINGLE-GAME HIGHS: Tackles – 8, at Indianapolis (9/25/22); Solo Tackles – 3 (4x), last vs. Carolina (12/10/23); Sacks – 1 (4x), last vs. Denver (1/1/23); Interceptions – 0; Passes Defended – 1 (3x), last vs. N.Y. Giants (12/17/23); Forced Fumbles – 0; Fumble Recoveries – 0.

POSTSEASON

Year	Team	GP	GS	Tot	TACKLES			Yds	INTERCEPTIONS					FUMBLES		
					Solo	Asst	Sk		No	Yds	Lg	TD	PD	FF	FR	Yds
2019	Kansas City	3	0	3	2	1	0.0	0.0	0	0	-	0	0	0	0	0
2022	Kansas City	3	0	5	4	1	1.0	1.0	0	0	-	0	0	0	0	0
NFL totals		6	0	8	6	2	1.0	1.0	0	0	-	0	0	0	0	0

POSTSEASON SINGLE-GAME HIGHS: Tackles – 3, vs. Cincinnati (1/29/23); Solo Tackles – 3, vs. Cincinnati (1/29/23); Interceptions – 0; Sacks – 1, vs. Philadelphia (2/12/23); Passes Defended – 0; Forced Fumbles – 0.



NEPHI SEWELL

45 | LB

HEIGHT: 6-0 • WEIGHT: 228

COLLEGE: UTAH

JOINED SAINTS: FA-22

NFL EXPERIENCE: 2

BORN: 12/19/98

NFL CAREER – After signing as an undrafted free agent prior to the 2022 campaign, the former University of Utah standout has been a valued member of the special teams units in his first two seasons with New Orleans, while also providing depth at linebacker. Across two seasons with the Saints, he has appeared in 20 games,

VETERANS

totaling ten tackles (seven solo) to go along with five stops and a forced fumble on special teams.

CAREER TRANSACTIONS – Placed on Injured Reserve, 1/5/24; Signed to a reserve/future contract, 1/9/23; Re-signed to the practice squad, 12/20/22; Waived, 12/17/22; Standard practice squad elevation, 11/10/22; Signed to the practice squad, 8/31/22; Waived, 8/30/22; Agreed to terms with New Orleans as an undrafted free agent, 5/1/22.

2023 – Played in 16 games on special teams while seeing time at linebacker, totaling ten tackles (seven solo) and adding five coverage stops and a forced fumble that was recovered on a punt play and returned for a touchdown by teammate D'Marco Jackson...Recorded two tackles on special teams vs Tampa Bay, Oct. 1...Played on special teams and at linebacker at Houston, Oct. 15, recording the first solo tackle of his career...Had one special teams stop in win at Indianapolis, Oct. 29...Played on special teams and posted one tackle at Atlanta, Nov. 26...Rotated in at WLB and on special teams, recording a career-high and tying a team-high with eight tackles (five solo), including two stops for loss in victory vs Carolina, Dec. 10...Rotated in at WLB and special teams in win vs N.Y. Giants, Dec. 17, posting one solo tackle and a forced fumble on a punt that was recovered and returned for a touchdown by Jackson...Played on both defense and special teams at Tampa Bay, Dec. 31. Left in the second quarter with a season-ending knee injury. **2022** – Appeared in four games on special teams for New Orleans, contributing on coverage units, while spending remainder of season on practice squad.

COLLEGE – In three seasons with Utah, Sewell played in 21 games with 17 starts and posted 143 tackles (89 solo) with 13 stops for loss, three interceptions, two forced fumbles, two fumble recoveries, and four passes defended...Prior to his time at Utah, Sewell spent two seasons at Nevada, appearing in 23 games with 19 starts and recorded 113 tackles (64 solo) with two interceptions, four pass breakups, a fumble recovery, and a forced fumble...Played in 13 games with 12 starts in 2021. Named an *Associated Press* first-team All-Pac 12 selection, when he recorded 89 tackles (54 solo) with one interception and one forced fumble. Had three games with ten-plus tackles. Finished with eight tackles in the Rose Bowl vs. sixth-ranked Ohio State...Started all five games in COVID-19 shortened 2020 season and earned Pac-12 All-Conference honorable mention honors. Ranked second on the team with 40 tackles (27 solo), two interceptions, two passes defended, and two fumble recoveries...Arrived as a walk-on before earning a scholarship in 2019 camp and played in three games with one start vs. Texas in the Alamo Bowl, where he posted a season-high six stops...Started 11 games at safety as a sophomore at Nevada in 2018. Finished with 53 tackles (32 solo), one pick, one pass defense and one fumble recovery...Played in all 12 games with eight starts as a true freshman in 2017. Recorded 58 tackles (32 solo), 4.5 stops for a loss, three passes defended, one forced fumble, and one fumble recovery. Earned Nevada's "Hustle Award" (special teams)...Majored in International Studies.

PERSONAL - Prepped at Desert Hills (St. George, Utah) HS...A two-time first-team All-State selection...Played RB, CB, and KR in his prep days...Helped lead the team to the Utah state championship as a senior in 2016...Brother, Gabriel played linebacker at Nevada from 2016-19...Brothers, Penei and Noah, both played at Oregon...Penei is a member of the Detroit Lions after getting selected seventh overall in the 2021 NFL Draft...Noah was selected by the Chicago Bears in the fifth

VETERANS

round of the 2023 NFL Draft...Born in American Samoa on 12/19/98 and moved to United States in 2012.

NEPHI SEWELL

Year	Team	GP	GS	Tot	TACKLES			INTERCEPTIONS					FUMBLES				
					Solo	Asst	Sk	Yds	No	Yds	Lg	TD	PD	FF	FR	Yds	
2022	New Orleans	4	0	0	0	0	0.0	0.0	0	0	-	0	0	0	0	0	0
2023	New Orleans	16	0	10	7	3	0.0	0.0	0	0	-	0	0	0	0	0	0
NFL Totals		20	0	10	7	3	0.0	0.0	0	0	-	0	0	0	0	0	0

ADDITIONAL STATISTICS: Special Teams Tackles - (2023, 5) Total: 5; Special Teams Forced Fumbles - (2023, 1) Total: 1.

SINGLE-GAME HIGHS: Tackles - 8, vs. Detroit (12/3/23); Solo Tackles - 5, vs. Detroit (12/3/23); Sacks - 0; Passes Defensed - 0; Special Teams Tackles - 2, at Green Bay (9/24/23).



RASHID SHAHEED

22 | WR/RS

HEIGHT: 6-0 ▪ WEIGHT: 180

COLLEGE: WEBER STATE

JOINED SAINTS: FA-22

NFL EXPERIENCE: 3

BORN: 8/31/98

NFL CAREER – A speedy and talented wideout/return specialist, Rashid Shaheed burst onto the scene in 2022 as an undrafted free agent out of Weber State. Shaheed was activated from the practice squad in mid-October and made an instant impact as a rookie. He developed even further in his second season, earning Pro Bowl honors as a return specialist and *Associated Press* first-team All-Pro (punt returner). The speedster caught 46 passes for 719 yards (club-best 15.6 avg.) with five touchdowns to tie for the team lead in scoring grabs, carried for seven times for 37 yards, brought back 18 kickoffs for 384 yards and returned 25 punts for 339 yards (13.6 avg.) with a 76-yard touchdown, leading the team with 1,479 all-purpose yards, which ranked tenth in the NFL and tying for the team lead with six total touchdowns. Through his first two campaigns, he has appeared in 27 games with 14 starts, posting 74 catches for 1,207 yards (16.3 avg) and seven touchdowns, 11 carries for 94 yards with a score, 532 punt return yards (11.8 avg), the touchdown return and 704 kickoff return yards (22.0 avg).

CAREER TRANSACTIONS – Signed to active roster, 10/15/22; Signed to practice squad, 8/31/22; Waived, 8/30/22; Agreed to terms with Saints, 5/1/22.

HONORS – 2023: *Associated Press* first-team All-Pro (punt returner), PFWA All-NFL and All-NFC (punt returner), Pro Bowl (starter-return specialist).

2023 – Appeared in 15 games with eight starts, catching 46 passes for 719 yards (club-best 15.6 avg.) with five touchdowns and rushing seven times for 37 yards. Finished the season ranked second in the NFC and third in the NFL in punt return average (13.6) and was selected as a Pro Bowl starter (return specialist). He

VETERANS

2023 GAME BY GAME

Date	Opp.	RECEIVING								PUNT RETURNS				
		GP	ST	REC	YDS	AVG	LG	TD	PR	YDS	AVG	LG	TD	
9/10	TEN	X		5	89	17.8	41	1	2	6	3.0	6	0	
9/18	@CAR	X		4	63	15.8	45	0	1	16	16.0	16	0	
9/24	@GB	X	X	0	0	-	-	0	1	76	76.0	76t	1	
10/1	TB	X		3	33	11.0	12	0	2	45	22.5	29	0	
10/8	@NE	X	X	2	28	14.0	25	0	3	22	7.3	12	0	
10/15	@HOU	X		2	85	42.5	51	1	0	0	-	-	0	
10/19	JAX	X	X	4	28	7.0	12	0	0	0	-	-	0	
10/29	@IND	X		3	153	51.0	58t	1	4	46	11.5	15	0	
11/5	CHI	X	X	3	22	7.3	12	0	2	20	10.0	14	0	
11/12	@MIN	X		5	24	4.8	15	0	2	22	11.0	12	0	
11/26	@ATL	X	X	2	9	4.5	5	0	1	6	6.0	6	0	
12/3	DET			Inactive (Quad)							Inactive (Quad)			
12/10	CAR			Inactive (Quad)							Inactive (Quad)			
12/17	NYG	X		3	36	12.0	19t	0	3	35	11.7	14	0	
12/21	@LAR	X	X	5	70	14.0	45t	1	0	0	-	-	0	
12/31	@TB	X	X	2	14	7.0	9	0	2	27	13.5	16	0	
1/7	ATL	X	X	3	65	21.7	39t	1	2	18	9.0	9	0	
2023 Season		15	8	46	719	15.6	58t	5	25	339	13.6	76t	1	

brought back 25 punts for 339 yards (13.6 avg.) with a 76-yard touchdown, while returning 18 kickoffs for 384 yards (21.3 avg.) to accumulate a club-best 1,479 all-purpose yards, ranked tenth in the NFL. Selected AP first-team All-Pro punt returner...Contributed on offense and special teams, posting five grabs for 89 yards (17.8 avg) with a touchdown, two carries for 11 yards and five kickoff returns for 110 yards in season debut vs Tennessee, Sept. 10...Added one punt return for 16 yards, two kickoff returns for 47 yards and four receptions for 63 yards (15.8 avg) at Carolina, Sept. 18...Started at receiver and delivered in the return game, notching the third-longest punt return in franchise history, a 76-yard runback for a touchdown, while adding two kickoff returns for 32 yards at Green Bay, Sept. 24...Vs Tampa Bay, Oct. 1, added two punt returns for 45 yards (22.5 avg) and three grabs for 33 yards...Recorded two catches for 85 yards (42.5 avg), including a 34 yard touchdown and two carries for 18 yards at Houston, Oct. 15...Posted four receptions for 28 yards vs Jacksonville, Oct. 19...Had a breakout performance in win at Indianapolis, Oct. 29, recording three catches for career-high 153 yards (51.0 avg) and a season-long 58-yard touchdown while also adding four punt returns for 46 yards on special teams...Started on offense and special teams vs Chicago, Nov. 5, adding three grabs for 22 yards, two punt returns for 20 yards, and one kickoff return for 24 yards...Tied a season-high with five receptions for 24 yards offensively, adding two punt returns for 22 yards and two kickoff returns for 54 yards (27.0 avg) for the special teams units at Minnesota, Nov. 12...Added two grabs for nine yards at Atlanta, Nov. 26, before leaving due to quad injury and missing next two contests...Returned from injury, totaling three receptions for 36 yards and three punt returns for 35 yards in win vs N.Y. Giants, Dec. 17...Started and tied a season-high five catches for 70 yards, including a 45-yard touchdown grab at L.A. Rams, Dec. 21...In win at Tampa Bay, Dec. 31, posted two grabs for 14 yards and contributed two punt returns for 27 yards and two kickoff returns for 41 yards...Recorded three receptions for 65 yards (21.7 avg) with a 39-yard TD grab and returned two punts for 18 yards in finale win vs Atlanta, 1/7/24. **2022** – Appeared in 12 games with six starts as a rookie and caught 28 passes for 488 yards (17.4 avg.) with two touchdowns, carried four times for 57 yards and one TD, returned 20 punts for 193 yards (9.7 avg.) and 14 kickoffs for 320 yards (22.9 avg.)...Vs. Cincinnati, Oct. 16, played in his first career game after being signed

VETERANS

from practice squad. Recorded a 44-yard touchdown run on his first career touch. Shaheed was the first Saint to score on their career first touch since WR Brandon Coleman scored a 12-yard touchdown against the Arizona Cardinals on Sept. 13, 2015. It was also tied for the longest rush for a first career rush in club history with WR Torrance Small, who had a 44-yard rushing touchdown in his first career carry vs. Philadelphia on Oct. 1, 1995...At Arizona, Oct. 20, saw action on offense and special teams. Had a 53-yard receiving touchdown, returned two punts for 28 yards and one kickoff for 23 yards. Became the first Saint ever to score a touchdown on each of his first two offensive touches...Vs. Las Vegas, Oct. 30, started and handled return duties. Finished with a career-high three receptions for 38 yards and returned two punts for 15 yards...At Pittsburgh, Nov. 13, caught a 12-yard pass and returned four kickoffs for 93 yards...Vs. L.A. Rams, Nov. 20, caught an eight-yard pass and had four punt returns for 40 yards...At San Francisco, Nov. 27, rushed once for six yards, caught two passes for 53 yards (26.5 avg.), including a game-long 35-yard gain and returned two punts for 18 yards and two kickoffs for 47 yards...At Tampa Bay, Dec. 5, started and handled return duties and had four receptions for 75 yards, returned two punts for 59 yards, including a 42-yard return and brought back a kickoff 30 yards for 164 all-purpose yards...Vs. Atlanta, Dec. 18, started and handled return duties, finishing with three receptions for season-high 95 yards to lead the receivers and had a 68-yard touchdown reception in win. Shaheed's 68-yard touchdown catch from Taysom Hill in the first quarter was the longest touchdown play of the season for the Saints and fifth-longest reception by a Saints rookie all-time...At Cleveland, Dec. 24, started and handled return duties in a sure-handed manner for what was the coldest game New Orleans played in franchise history. Finished with four receptions for 41 yards and returned two kickoffs for 47 yards...At Philadelphia, 1/1/23, started and handled return duties. Recorded a club-best six receptions for team-high 79 yards, including a team-long 58-yard reception, returned three punts for 18 yards and brought back one kickoff 27 yards...In finale vs. Carolina, 1/8/23, started and handled return duties. Recorded three receptions for 34 yards and had a seven-yard carry.

COLLEGE: Five-year letterman for Weber State finished college career as one of the FCS' most prolific kickoff returners...Appeared in 52 career games and finished with 88 kickoff returns for 2,560 yards (29.1 avg.) with seven TDs and had 40 career punt returns for 575 yards (10.8 avg.). Logged 146 receptions for 2,164 yards (14.8 avg.) with 18 touchdowns and a long of 73 yards. Also had 30 rushes for 179 yards (6.0 avg.) with two scores. Finished as Weber State leader in kickoff return average. Accumulated 5,478 all-purpose yards, third in school history, and third in career punt return yardage. Finished seventh in career receiving yards with 2,164 yards and 18 TDs. 146 receptions ranks tenth in school history. The only player in Weber State history to earn All-American honors in four seasons... As a fifth-year senior in 2021, earned multiple first-team All-American honors as a kick returner and punt returner. Finished the season with two kickoffs returned for touchdowns. Had a 100-yard kickoff return for TD in the opener at Utah and had a 98-yard return in a win at Idaho State to break the FCS all-time record for return TDs, which was tied in 2022. Led the Big Sky conference in all-purpose yards. Had 39 receptions for 695 yards (17.8 avg.) with four TDs...During the COVID-shortened season in the spring of 2021, earned FCS All-America and was named first-team All-Big Sky. Recorded ten kickoff returns in six games for 288 yards (28.8 avg.) with a 100-yard return for a TD. Led team in receiving with 21 catches for 251 yards and three TDs...Played first eight games of junior year

VETERANS

(2019) before tearing ACL...Finished with 20 receptions for 231 yards with three TDs, including a career-long 73 yard TD grab. Had 12 kickoff returns for 238 yards (19.8 avg.) and nine punt returns for 151 yards (16.8 avg.), as his special teams contributions led Weber State to their third-straight Big Sky title...Played in all 13 games as sophomore in 2018 and led Wildcats to a Big Sky title and trip to FCS Playoff Quarterfinals. Finished season second in nation in kickoff return average (34.3 avg.) on 19 returns for 651 yards with two touchdowns. Had 100-yard and 79-yard returns for TDs. Caught a team-high 41 passes for 442 yards and five TDs. Earned first-team All-Big Sky and Hero Sports All-American (kickoff returner) honors...Played in all 14 games as true freshman. Helped lead the Wildcats to a school-record 11 wins and a Big Sky title. First-team All-America and first-team All-Big Sky. Named the top Collegiate Return Specialist by FCS Athletic Directors Association (FCS ADA.) The only freshman named to the FCS ADA All-America team and the first Wildcat to ever be recognized. Fourth in nation in kickoff return average (29.7). Had 25 returns for 743 yards (29.7 avg.) with two TDs. Saw time at receiver and defensive back, recording an interception and 25 receptions for 545 yards and three TDs. Had 149 receiving yards with a TD at California. Had career day rushing vs. Montana Western, finishing with 134 yards on 16 carries and a TD. Had 100-yard kickoff return vs. Southern Utah...Health Promotion major.

PERSONAL: Played at Mt. Carmel (San Diego, Calif.) HS, where he was a two-time San Diego Section CIF selection and second-team All-State...Had 3,748 total yards with 24 touchdowns on offense and two interceptions with one touchdown on defense...Set school records for receiving yards in a game and for the longest kickoff return...Also ran track & field and was a two-time section champion, clocking a 38.54 in the 400, receiving a scholarship offer from USC. The sport runs deep in family bloodlines. Father Haneef, ran track at Arizona State and mother, Cassandra, ran track at San Diego State...Younger sister, Aysha, runs track at California and his youngest sister is an aspiring high school track star... In 2023, joined his teammates Alontae Taylor and Chris Olave to work with the children at Martin Behrman Charter School to help open a new fit zone with a play football experience, while promoting a healthy lifestyle in speaking to the youth...Played in 2023 Saints Hall of Fame Golf Tournament at Chateau Country Club...Participated in NFL’s “My Cause, My Cleats” promotion, wearing specially designed cleats to support breast cancer awareness...In October, he and several teammates joined Ochsner oncology patients and their supporters for a dinner at the Ochsner Sports Performance Center...In December, visited the new Boys and Girls Club location in New Orleans, participating with kids in crafting holiday art, dancing, and games while also providing each child dinner and Christmas gifts... Rode in the 2024 Krewe of Tucks Mardi Gras parade...In March, hosted a Verizon Play Football Experience at Green Park Elementary in Metairie.

RASHID SHAHEED

Year	Team	RECEIVING							RUSHING				
		GP	GS	No	Yds	Avg	Lg	TD	Att	Yds	Avg	Lg	TD
2022	New Orleans	12	6	28	488	17.4	68t	2	4	57	14.3	44t	1
2023	New Orleans	15	8	46	719	15.6	58t	5	7	37	5.3	12	0
NFL Totals		27	14	74	1,207	16.3	68t	7	11	94	8.5	44t	1

VETERANS

RASHID SHAHEED

Year	Team	KICKOFF RETURNS					PUNT RETURNS					
		No	Yds	Avg	Lg	TD	No	FC	Yds	Avg	Lg	TD
2022	New Orleans	14	320	22.9	31	0	20	25	193	9.7	42	0
2023	New Orleans	18	384	21.3	28	0	25	23	339	13.6	76t	1
NFL Totals		32	704	22.0	31	0	45	48	532	11.8	76t	11

SINGLE-GAME HIGHS: **Receptions** – 6, at Philadelphia (1/1/23); **Receiving Yards** – 153, at Indianapolis (10/29/23); **Long Reception** – 68t, vs. Atlanta (12/18/22); **Receiving TDs** – 1 (7x), last vs. Atlanta (1/7/24); **Rushes** – 2 (2x), last at Houston (10/15/23); **Rushing Yards** – 44, vs. Cincinnati (10/16/22); **Long Rush** – 44t, vs. Cincinnati (10/16/22); **Punt Returns** – 4 (2x), last at Indianapolis (10/29/23); **Punt Return Yards** – 76, at Green Bay (9/24/23); **Long Punt Return** – 76t, at Green Bay (9/24/23); **Punt Return TDs** – 1, at Green Bay (9/24/23); **Kickoff Returns** – 5, vs. Tennessee (9/10/23); **Kickoff Return Yards** – 110, at Tennessee (9/10/23); **Long Kickoff Return** – 31, at Pittsburgh (11/13/22); **All-Purpose Yards** – 216, vs. Tennessee (9/10/23).



NATHAN SHEPHERD

93 | DT

HEIGHT: 6-4 • WEIGHT: 315
 COLLEGE: FORT HAYS STATE
 JOINED SAINTS: UFA-23 (NYJ)
 NFL EXPERIENCE: 7
 BORN: 10/9/93

NFL CAREER – Originally selected by the New York Jets in the third round (72nd overall) of the 2018 NFL Draft out of Fort Hays State, this versatile defensive tackle enters his seventh NFL season, his second with the Saints. The Ajax, Ontario, Canada native has appeared in 90 career games with 29 starts, totaling 161 tackles (86 solo) and nine sacks for a loss of 75 yards. In 2023, he started all 17 games for New Orleans, posting career-highs in tackles (50), solo stops (26) and sacks (three).

CAREER TRANSACTIONS – Agreed to terms with the New Orleans Saints (UFA-NYJ), 3/17/23; Re-signed by the New York Jets to a one-year contract, 3/16/22; Signed by the Jets to a four-year contract, 9/10/19; Selected by the Jets in the third round (72nd overall) of the 2018 NFL Draft.

2023 – Started all 17 contests for the Saints, totaling career-highs in tackles (50) and sacks (three) while adding three stops for loss...Recorded two stops (one solo) and a sack for a loss of six yards in win at Carolina, Sept. 18...Vs Tampa Bay, Oct. 1, added four tackles (one solo)...Posted two stops for a defense that shut out New England and allowed only 45 yards rushing on 18 carries (2.5 avg.), Oct. 8...Added four tackles (one solo) at Houston, Oct. 15...Recorded three tackles and a half sack in win at Indianapolis, Oct. 29...In win vs Chicago, Nov. 5, totaled five stops (three solo)...Notched five tackles (two solo) vs Detroit, Dec. 3...Recorded a career-high seven tackles (career-high four solo) and a half sack in win vs Carolina, Dec. 10...Added three solo stops in win vs Giants, Dec. 17...Posted three solo tackles, one sack for a loss of seven yards and one tackle for loss in season

VETERANS

finale win vs Atlanta, 1/7/24. **2022** – Played in all 17 games with three starts in final season with Jets and posted 33 tackles, 1.5 sacks and four stops for loss as part of a defensive line rotation for a unit ranked fourth in the National Football League in total defense (311.1 ypg.) and scoring defense (18.6 ppg.) and tenth in rushing yards per play (4.2 avg.)...Posted three tackles (two solo) and a sack vs. New England, Oct. 30...Started and finished with four tackles (two solo) and one split sack vs. Chicago, Nov. 27. **2021** – Appeared in all 17 games with one start, one of four Jets defensive players to play every game. Finished with 28 tackles, eight QB hits and 15 QB pressures. **2020** – Appeared as part of a Jets defense that allowed only 4.03 yards per carry, the seventh-best average in the league. Registered 17 tackles and 2.5 sacks, including 10 stops and 2.5 sacks over the final three games (all starts). **2019** – Limited to the final nine games of the season. Registered 15 tackles and first two sacks of career. Added five stops for loss, contributing to a defense that led the NFL with 117 tackles for no gain or negative yards. **2018** – Appeared in all 16 games (five starts). Registered 18 tackles and five quarterback hits, ranking in the top 10 among rookie defensive linemen (according to Radar360).

COLLEGE – Started his college career as a 205-pound DE at Simon Fraser (B.C.) University in 2012...Transferred to Fort Hays State in 2015 after working two years to save money, where he played from 2015-17 and earned AFCA and D2Football.com first-team All-American honors and *Associated Press* second-team All-American recognition as a senior in 2017, when he finished with 38 tackles, 12.5 tackles for loss and four sacks, receiving an invite to the 2018 Senior Bowl... Over his career, compiled 27 stops for loss and ten takedowns...Only the third player ever drafted from Fort Hayes State and the first in over 30 years.

PERSONAL – Played LB at J. Clarke Richardson (Ajax, Ontario) Collegiate...Started playing football as a youth with the Ajax/Pickering Dolphins Football Club...As a result of Canadian universities not offering full athletic scholarships, Shepherd was forced to withdraw from Simon Fraser before enrolling at Fort Hays State the following year. In his time between the two schools – two seasons – he worked in a plant nursery, electrical construction, which his father does, and at a factory that made boxes for beer and soda, working out by doing push-ups before or after his 12- to 14-hour shifts...After initially paying his way to Fort Hays State for the second semester of 2015, supporting himself by working several side jobs, Shepherd earned a scholarship.

NATHAN SHEPHERD

Year	Team	GP	GS	Tot	TACKLES			Yds	INTERCEPTIONS				FUMBLES			
					Solo	Asst	Sk		No	Yds	Lg	TD	PD	FF	FR	Yds
2018	N.Y. Jets	16	5	18	10	8	0.0	0.0	0	0	-	0	0	0	0	0
2019	N.Y. Jets	9	0	15	9	6	2.0	23.0	0	0	-	0	0	0	0	0
2020	N.Y. Jets	14	3	17	8	9	2.5	20.5	0	0	-	0	0	0	0	0
2021	N.Y. Jets	17	1	28	17	11	0.0	0.0	0	0	-	0	0	0	0	0
2022	N.Y. Jets	17	3	33	16	17	1.5	11.5	0	0	-	0	0	0	0	0
2023	New Orleans	17	17	50	26	24	3.0	20.0	0	0	-	0	0	0	0	0
NFL totals		90	29	161	86	75	9.0	75.0	0	0	0	0	0	0	0	0

SINGLE-GAME HIGHS: Tackles – 7, vs. Carolina (12/10/23); Solo Tackles – 4, vs. Carolina (12/10/23); Sacks – 1.0 (7x), last vs. Atlanta (1/7/24); Passes Defensed – 0; Forced Fumbles – 0; Fumble Recoveries – 0.

VETERANS



EQUANIMEOUS ST. BROWN

13 | WR

HEIGHT: 6-5 • WEIGHT: 214
COLLEGE: NOTRE DAME
JOINED SAINTS: UFA-24 (CHI)
NFL EXPERIENCE: 7
BORN: 9/30/96

NFL CAREER – A seventh-year receiver who comes to New Orleans to compete after spending the past two seasons with the Chicago Bears. Originally a sixth round pick (207th overall) of the Green Bay Packers in 2018, in six seasons with Green Bay (2018-21) and Chicago (2022-23), he has career totals in 60 regular season games with 28 starts of 63 receptions for 928 yards (14.7 avg.) and two touchdowns, has carried 11 times for 80 yards and has recorded seven tackles and returned a kickoff 17 yards on special teams.

CAREER TRANSACTIONS – Agreed to terms with the New Orleans Saints on a one-year contract (UFA-Chi.), 4/12/24; Activated by the Chicago Bears from Injured Reserve, 11/9/24; Placed by the Bears on Injured Reserve (hamstring), 10/13/23; Signed by Chicago to a one-year contract extension, 1/4/23; Signed by Chicago to a one-year contract (UFA-GB), 3/18/22; Signed by the Green Bay Packers to the active roster, 10/13/21; Elevated by Green Bay to the active roster (standard), 10/9/21; Elevated by Green Bay to the active roster (COVID-19 Replacement), 10/2/21; Elevated by Green Bay to the active roster (standard), 9/20/21; Signed by Green Bay to the practice squad, 9/1/21; Waived by Green Bay, 8/31/21; Activated by Green Bay from Injured Reserve, 10/17/20; Placed by Green Bay on Injured Reserve (knee), 9/19/20; Placed by Green Bay on Injured Reserve (ankle), 8/31/19; Signed by Green Bay to a four-year contract, 5/7/18; Selected in the sixth round (207th overall) of the 2018 NFL Draft by Green Bay.

2023 – Appeared in seven games with two starts in last season in Chicago and recorded five receptions for 62 yards. **2022** – Started in 16 games for Chicago and recorded 21 receptions for 323 yards with one touchdown and carried six times for 54 yards for a career-high 377 total yards from scrimmage...Scored a touchdown in his Week One Bears debut, vs. San Francisco, Sept. 11, hauling in an 18-yard pass from Justin Fields with 12:50 left...At Green Bay, Sept. 18, finished with two catches for 39 yards...Finished the Week Three win vs. Houston, Sept. 25, with one reception for 20 yards and two rushes totaling 43 yards, with those 63 yards from scrimmage being the third-most combined yards he's logged in a game in his career...Led team with 48 receiving yards and recorded season-high four receptions in Bears' Week Seven MNF victory at New England, Oct. 24... Caught one pass for six yards at Dallas, Oct. 30...Vs. the Lions, Nov. 13, rushed twice for nine yards...Caught two passes for 24 yards at Atlanta, Nov. 20...At N.Y. Jets, Nov. 27, caught one pass for seven yards...Finished with career-best 85 yards on three catches against the Packers, Dec. 4, after he hauled in a 56-yard reception from Fields with 7:06 left in second quarter...Caught a pass for a 20-yard gain against the Eagles, Dec. 18, before leaving due to injury...Had two catches for 20 yards at Detroit, 1/1/23. **2021** – Appeared in 13 games with two starts in his

VETERANS

final season in Green Bay and ranked No. 3 on the team with six special teams tackles and posted nine receptions for 98 yards (10.9 avg.) and three carries for 14 yards (4.7 avg.)...Signed to active roster from the practice squad, Oct. 13...Was on the Packers' practice squad for the first five weeks, but was elevated to the active roster for three games (Weeks Two, Four and Five)...Vs. Washington, Oct. 24, posting a 13-yard carry to the Commanders 14 midway through the second quarter...Played 21 snaps on offense and 16 on special teams at Minnesota, Nov. 21, posting season-high 43 receiving yards on two catches (21.5 avg.) with an 11-yard carry...Appeared on 51 plays on offense at Detroit, 1/9/22, the most among wideouts, and caught two passes for 22 yards (11.0 avg.)...In NFC Divisional Playoff vs. San Francisco, 1/22/22, recorded a special teams tackle. **2020** - Played in 12 games with one start for Packers and posted seven receptions for 117 yards (16.7 avg.) and one TD, with six picking up first downs, a seven-yard carry and a special teams tackle...Also appeared in both postseason contests, recording two receptions for 37 yards (18.5 avg.) and two tackles on special teams...Started as the third WR for the first time on the season at Indianapolis, Nov. 22, and posted a 23-yard reception, taking a screen pass down to the Colts two-yard line to set up RB Aaron Jones' two-yard TD run on the next play...Played 38 snaps and registered a season-high two receptions for 39 yards (19.5 avg.) vs. Chicago, Nov. 29, including a 24-yarder on a third-and-ten in the third quarter, and added a seven-yard run...Posted his first career TD reception vs. the Titans, Dec. 27, when he caught a 21-yarder from QB Aaron Rodgers on the opening play of the second quarter...Appeared on 32 plays on offense in his NFL playoff debut vs. the Rams in the NFC Divisional Playoff, 1/16/21, and posted a 27-yard reception down to the Los Angeles four on a third-and-seven on Green Bay's opening drive...Hauled in a ten-yard reception and was tied for the team lead with two tackles on special teams during the NFC Championship vs. Tampa Bay, 1/24/21. **2019** - Was placed on Injured Reserve on Aug. 31 after sustaining an ankle injury in the preseason vs. Oakland, Aug. 22, in Winnipeg. **2018** - Played in 12 games with seven starts and posted 21 receptions for 328 yards (15.6 avg.). Ranked No. 5 in the league among rookies (min. 15 rec.) in yards per catch. Of his 21 receptions on the season, 13 picked up first downs (58.3 pct.) and 12 were for 15-plus yards (52.2 pct.)...Made his first career start at Detroit, Oct. 7, opening as the third WR and finishing No. 2 on the team with 89 receiving yards on three receptions (29.7 avg.), highlighted by a 54-yard reception late in the fourth quarter. His average of 29.7 yards per catch was the best by a Packers rookie (min. three rec.) since WR James Jones posted a 35.7-yard average (3-107) at Denver on Oct. 29, 2007...At Minnesota, Nov. 25, started and hauled in three receptions for 53 yards (17.7 avg.), with all three catches picking up first downs (15, 23, 15 yards). Also had his first career carry, picking up five yards on a jet sweep in the first quarter...Started and played 39 snaps at N.Y. Jets, Dec. 23, pacing team with a career-high 94 yards on a career-best five receptions (18.8 avg.). Late in the first half, he made an inside move before cutting it up the field to find an opening as he hauled in a pass from Rodgers and took it 34 yards to the New York 24-yard line on a drive that would be capped off by RB Jamaal Williams' seven-yard TD run.

COLLEGE - Played in 32 games with 25 starts in three seasons at Notre Dame, recording 92 receptions for 1,484 yards (16.1 avg.) and 13 TDs...In 2017, started all 13 games, recording team-highs in receptions (33) and receiving yards (515), ranking second with four receiving TDs. Registered 20-plus yard receptions. On Biletnikoff Award watch list...In 2016, started all 12 games and led team with 58 receptions for 961 yards and nine TDs, all third-most by a Notre Dame sophomore.

VETERANS

Averaged 16.6 yards per catch and 28.7 yards on nine TD receptions...Ranked No. 6 in receiving yards, tied for No. 6 in TD receptions and No. 7 in receiving yards per game (80.1) among FBS freshmen and sophomores. Ranked among the country's top 50 receivers overall in receiving TDs (t-No. 36), receiving yards per game (No. 41) and receiving yards (No. 45). Registered at least one TD catch in seven of the 12 games. Recorded two multi-receiving-TD games and also eclipsed 100 yards receiving in two contests. Finished with five of the team's ten receptions of at least 40 yards. Became first Irish receiver with multiple TD catches of at least 67 yards (79 and 67) in a game since Michael Floyd in 2009, when he registered four catches for 182 yards and two TDs against Syracuse, Oct. 1. His average of 45.5 yards per catch was the second-best mark in school history (min. four receptions) behind only Floyd's 47.3-yard average (four catches for 189 yards) vs. Nevada in 2009...Tallied a career-best seven receptions for 94 yards (13.4 avg.) and a TD at USC, Nov. 26...Majored in management consulting.

PERSONAL – Lettered three years at Servite (Anaheim, Calif.) HS...Listed as the 63rd player nationally by ESPN 300 and 71st by Tom Lemming. Recorded 32 receptions for 485 yards (15.2 avg.) and four TDs at WR as a senior in 2014... Played in the Under Armour All-American Bowl in St. Petersburg, Fla....First name is pronounced eck-wah-nihm-ee-ous...Nicknamed “EQ”...Born on Sept. 30, 1996 in Placentia, Calif...Is fluent in English, German and French...Father, John, was a two-time Mr. Universe and three-time Mr. World in weightlifting...Mother, Miriam, was born in Germany...His younger brother, Amon-Ra St. Brown plays WR for the Detroit Lions and the brothers hosted a youth football camp in Germany in June.

EQUANIMEOUS ST. BROWN

Year	Team	RECEIVING							RUSHING				
		GP	GS	No	Yds	Avg	Lg	TD	Att	Yds	Avg	Lg	TD
2018	Green Bay	12	7	21	328	15.6	54	0	1	5	5.0	5	0
2019	Green Bay	0	0	0	0	-	-	0	0	0	-	-	0
2020	Green Bay	12	1	7	117	16.7	24	1	1	7	7.0	7	0
2021	Green Bay	13	2	9	98	10.9	26	0	3	14	4.7	13	0
2022	Chicago	16	16	21	323	15.4	56	1	6	54	9.0	41	0
2023	New Orleans	7	2	5	62	12.4	21	0	0	0	-	-	0
NFL Totals		60	28	63	928	14.7	56	2	11	80	7.3	41	0

ADDITIONAL STATISTICS: Special Teams Tackles – (2020, 1); (2021, 6) **Total: 7; Kickoff Returns** – 1 for 17 yards in 2021.

SINGLE-GAME HIGHS: Receptions – 5, at N.Y. Jets (12/23/18); **Receiving Yards** – 94, at N.Y. Jets (12/23/18); **Long Reception** – 56, vs. Green Bay (12/4/22); **Receiving TDs** – 1 (2x), last vs. San Francisco (9/11/22); **Rushes** – 2 (2x), last vs. Detroit (11/13/22); **Rushing Yards** – 43, vs. Houston (9/25/22); **Long Rush** – 41, vs. Houston (9/25/22); **Special Teams Tackles** – 2 (2x), last vs. L.A. Rams (11/28/21); **Kickoff Returns** – 1, vs. Minnesota (1/2/22); **Kickoff Return Yards** – 17, vs. Minnesota (1/2/22); **Long Kickoff Return** – 17, vs. Minnesota (1/2/22); **All Purpose Yards** – 94, at N.Y. Jets (12/23/18).

POSTSEASON

Year	Team	RECEIVING							RUSHING				
		GP	GS	No	Yds	Avg	Lg	TD	Att	Yds	Avg	Lg	TD
2020	Green Bay	2	0	2	37	18.5	27	0	0	0	-	-	0
2021	Green Bay	1	1	0	0	-	-	0	1	1	1.0	1	0
NFL Totals		3	1	2	37	16.5	27	0	1	1	1.0	1	0

ADDITIONAL STATISTICS: Special Teams Tackles – (2020, 2); (2021, 1) **Total: 3.**

POSTSEASON SINGLE-GAME HIGHS: Receptions – 1 (2x), last vs. Tampa Bay (1/24/21); **Receiving Yards** – 27, vs. L.A. Rams (1/16/21); **Long Reception** – 27, vs. L.A. Rams (1/16/21); **Receiving TDs** – 0; **Rushes** – 1, vs. San Francisco (1/22/22); **Rushing Yards** – 1, vs. San Francisco (1/22/22); **Long Rush** – 1, vs. San Francisco (1/22/22); **Special Teams Tackles** – 2, vs. Tampa Bay (1/24/21).

VETERANS



ALONTAE TAYLOR

1 | CB

HEIGHT: 6-0 • WEIGHT: 199

COLLEGE: TENNESSEE

JOINED SAINTS: D2-22

NFL EXPERIENCE: 3

BORN: 12/20/97

NFL CAREER – Selected by New Orleans in the second round (49th overall) of the 2022 NFL Draft, Taylor has appeared in 30 contests with 22 starts in his first two campaigns, totaling 120 tackles (94 solo), one sack, two interceptions, 25 passes defended, seven stops for loss, and a forced fumble. After starting his rookie season primarily as a special teams contributor, then opening nine of the last 11 games at outside corner, Taylor continued to be a big piece of the Saints secondary in 2023, starting 13 of 17 contests and adapting to a new role as slot corner.

CAREER TRANSACTIONS – Activated from Injured Reserve, 10/20/22; Placed on Injured Reserve, 9/24/22; Signed a four year contract, 7/19/22; Selected in the second round of the 2022 NFL Draft (49th overall).

2023 GAME BY GAME

DEFENSE

Date	Opp.	GP	ST	SOLO	AST	TOT	SACK / YDS	INT / YDS	PD	FF	FR
9/10	TEN	X		2	2	4	0 / 0	0 / 0	1	0	0
9/18	@CAR	X		5	0	5	0 / 0	0 / 0	1	0	0
9/24	@GB	X	X	5	0	5	1 / 14	0 / 0	5	0	0
10/1	TB	X	X	3	1	4	0 / 0	0 / 0	0	0	0
10/8	@NE	X	X	4	2	6	0 / 0	0 / 0	0	0	0
10/15	X	X		3	0	3	0 / 0	0 / 0	0	0	0
10/19	JAX	X	X	5	1	6	0 / 0	0 / 0	0	0	0
10/29	@IND	X	X	2	1	3	0 / 0	0 / 0	0	0	0
11/5	CHI	X		2	0	2	0 / 0	0 / 0	1	0	0
11/12	@MIN	X	X	4	1	5	0 / 0	0 / 0	2	0	0
11/26	@ATL	X	X	3	3	6	0 / 0	0 / 0	0	0	0
12/3	DET	X	X	2	1	3	0 / 0	0 / 0	0	0	0
12/10	CAR	X	X	3	3	6	0 / 0	0 / 0	2	1	0
12/17	NYG	X	X	4	2	6	0 / 0	0 / 0	0	0	0
12/21	@LAR	X	X	5	1	6	0 / 0	0 / 0	0	0	0
12/31	@TB	X	X	3	1	4	0 / 0	1 / 0	1	0	0
1/7	ATL	X	X	1	0	1	0 / 0	1 / 16	1	0	0
2023 Season		17	13	56	19	75	1 / 14	2 / 16	14	1	0

2023 – Appeared in all 17 contests with 13 starts manning the nickel role, recording 75 tackles (56 solo), one sack, two interceptions, 14 passes defended, six stops for loss, and one forced fumble, all career-highs while his 14 passes defended tied for ninth in the National Football League...Recorded four tackles (two solo) and one pass defense in opening win vs Tennessee, Sept. 10, playing a pivotal role in a secondary that forced Titans QB Ryan Tannehill into a career-

VETERANS

low 28.8 passer rating...Added five solo stops, two stops for loss, and one pass defense at Carolina, Sept. 18...Posted five solo tackles, one sack, two stops for loss and a career-high five passes defended, tied for the league's highest single-game total in 2023, at Green Bay, Sept. 24...Had six tackles (four solo) to tie for the team lead in a 34-0 shutout victory, where New Orleans surrendered only 111 net passing yards, at New England, Oct. 8...Made six stops (five solo) vs Jacksonville, Oct. 19...Recorded five tackles (four solo), a stop for loss, and two passes defended at Minnesota, Nov. 12...At Atlanta, Nov. 26, totaled six tackles (three solo)...Recorded six tackles (three solo), one forced fumble and two passes defended, vs Carolina, Dec. 10, with New Orleans surrendering a season-low 110 net passing yards...Totalled six stops (four solo) and one stop for loss, vs N.Y. Giants, Dec. 17...Tied season-highs in tackles (six) and solo tackles (five) in a Thursday night contest at Rams, Dec. 21...Posted first career interception, while adding four tackles (three solo) and one pass defended in win at Tampa Bay, Dec. 31...Recorded his second straight game with a pick in finale vs. Atlanta, 1/7/24, while also adding a solo stop and a pass defense. **2022** – Appeared in 13 games with nine starts and finished season with with 45 tackles (38 solo), one stop for loss and a club-best 11 passes defended, adding a special teams tackle. Pass defense total ranked fourth among NFL rookies and was only fourth Saints rookie to lead the team (Saints did not track statistic before 1980)...In opener at Atlanta, Sept. 11, made debut on special teams...Vs. Tampa Bay, Sept. 18, recorded a pass defense in first NFL defensive action...At Arizona, Oct. 20, returned from knee injury that sidelined him four weeks and had first NFL start at LCB, recording three solo stops...Vs. Las Vegas, Oct. 30, opened at RCB, where he would start four straight weeks. Registered three solo tackles and game-high tying three passes defended in 24-0 shutout...Vs. Baltimore, Nov. 7, recorded five tackles (three solo) and a pass defense...At Pittsburgh, Nov. 13, posted a career-high six solo tackles...Vs. L.A. Rams, Nov. 20, started and finished with five solo tackles and one pass defense...At Tampa Bay, Dec. 5, started at NCB and recorded career-high eight tackles (career-high tying six solo) and a pass defense...Vs. Atlanta, Dec. 18, started and made four solo tackles and three passes defended...At Cleveland, Dec. 24, started and recorded five tackles (three solo) and one pass defense, as New Orleans surrendered only 135 net passing yards...Vs. Carolina, 1/8/23, started at LCB and recorded two solo tackles as New Orleans surrendered only 32 net passing yards, the sixth lowest total by a Saints opponent all-time and QB Sam Darnold managed only a 2.8 passer rating, the lowest an opposing quarterback (min. ten att.) had against the Saints all-time.

COLLEGE – Started playing CB as a freshman at Tennessee after playing QB in high school and beginning his college career at WR. Took to the secondary and special teams quickly, playing in 45 games with 31 starts and finishing college career with totals of 162 tackles (115 solo), a split sack, five stops for loss, three forced fumbles, a fumble recovery for a touchdown, four interceptions, one returned 56 yards for a TD, 17 passes defended and a blocked punt...In 2021, proved to be one of the best CBs in the SEC, when he started all 12 games of the regular season and had a career-best 60 tackles, six passes defended, two interceptions, an additional pick on a two-point conversion attempt and a forced fumble to be selected fourth-team All-Southeastern Conference (Phil Steele)...In 2020, appeared in eight games and made five starts at CB despite battling ham-

VETERANS

string injury. Finished with 29 tackles, two stops for loss, five pass defenses and an interception. Earned SEC Academic Honor Roll accolades for second straight year, as well as being voted by his peers to the first of two terms as the vice chair of the SEC Football Leadership Council, where he ended up being instrumental as a student voice in helping the SEC return to play during the Covid-19 pandemic... In 2019, saw action in all 13 games with six starts at CB and finished season with 33 tackles, an interception, a split sack and four passes defended. Was a member of the SEC Academic Honor Roll...In 2018, played in all 12 games with eight starts as he became Tennessee's first true freshman DB to start an opener since 2013 against West Virginia, posting 40 tackles (28 solo), one stop for loss, two forced fumbles, two breakups, one fumble recovery for a touchdown and one blocked kick...Graduated with a bachelor's degree in communication studies.

PERSONAL - Rated a four-star prospect and a consensus top 10 recruit in Tennessee out of Coffee County (Manchester, Tenn.) HS...Member of the ESPN 300...Invited to play in the 2018 Under Armour All-American Game...Played in the 2017 Toyota East West TN Football All-Star Classic - named MVP of the East Team after throwing the game-winning touchdown on a double-pass...In 2017, made Tennessee Sports Writers Association Class 6A All-State team and earned Region 3-6A Athlete of the Year...Tallied 8,225 yards of total offense and 75 TDs during four-year career at QB...In April, 2023, joined teammates Chris Olave and Rashid Shaheed to work with children at Martin Behrman Charter School to help open a new fit zone with a football experience, promoting a healthy lifestyle in speaking to the youth...Interacted with fans at the 2023 Saints Draft Crawfish Cook-off, which benefited several Autism-related non-profits...For the league's "My Cause, My Cleats" promotion in 2022, wore specially designed cleats to support the National Alliance on Mental Illness (NAMI)...In October, he and several teammates joined Ochsner oncology patients and their supporters for a dinner at the Ochsner Sports Performance Center...Partnered with Inspire NOLA to host a turkey and ham giveaway for the community in November prior to Thanksgiving... In April, he, Olave and Carl Granderson visited with students at Alice Harte Charter School ahead of standardized testing week...His late grandmother, Ginger Irene Burnett Reese, was his biggest motivator...Grew up playing baseball, basketball and football but focused solely on football after freshman year...Originally from Winchester, Tenn., but moved to nearby Manchester in fourth grade... Alontae Devaun Taylor was born Dec. 3, 1998.

ALONTAE TAYLOR

Year	Team	TACKLES							INTERCEPTIONS					FUMBLES		
		GP	GS	Tot	Solo	Asst	Sk	Yds	No	Yds	Lg	TD	PD	FF	FR	Yds
2022	New Orleans	13	9	45	38	7	0.0	0.0	0	0	-	-	11	0	0	0
2023	New Orleans	17	13	75	56	19	1.0	14.0	2	16	14	0	14	1	0	0
NFL totals		30	22	120	94	26	1.0	14.0	2	16	14	0	25	1	0	0

ADDITIONAL STATISTICS: Special Teams Tackles - (2022, 1) Total: 1.

SINGLE-GAME HIGHS: Tackles - 8, at Tampa Bay (12/5/22); Solo Tackles - 6 (2x), last at Tampa Bay (12/5/22); Sacks - 1, at Green Bay (9/24/23); Interceptions - 1 (2x), last vs. Atlanta (1/7/24); Passes Defended - 5, at Green Bay (9/24/22); Forced Fumbles - 1; vs. Carolina (12/10/23); Fumble Recoveries - 0; Special Teams Tackles - 1, at Cleveland (12/24/22).

VETERANS



RODERIC TEAMER

30 | S

HEIGHT: 6-0 • WEIGHT: 205

COLLEGE: TULANE

JOINED SAINTS: FA-24

NFL EXPERIENCE: 5

BORN: 5/12/97

NFL CAREER – A fifth-year safety with the ability to excel on special teams, this New Orleans native and former Brother Martin High School and Tulane University standout joined the Saints at the end of the offseason after competing in the team's minicamp on a tryout basis. Teamer's career totals in 40 regular season games with 11 starts with the Los Angeles Chargers and Las Vegas Raiders include 93 tackles (67 solo), one sack, three stops for loss, one interception, three passes defended and ten special teams stops. In 2023, Teamer appeared in six games for Las Vegas and recorded four tackles and one special teams stop.

CAREER TRANSACTIONS – Signed by New Orleans Saints, 6/20/24; Released by Las Vegas, 11/27/23; Activated by Raiders from Injured Reserve, 11/25/23; Placed by Raiders on Injured Reserve (hamstring), 10/18/23; Re-signed by Raiders (ERFA), 4/11/22; Activated by Raiders from Injured Reserve, 11/20/21; Placed by Raiders on Injured Reserve (shoulder), 10/20/21; Signed by Las Vegas Raiders to a one-year contract, 6/3/21; Waived by Colts, 5/14/21; Signed by Indianapolis Colts to reserve/future contract, 1/10/21; Waived by Chargers, 8/11/20; Signed by Los Angeles Chargers as an undrafted free agent, 5/10/19.

2023 – In six games in his final season with the Raiders, totaled four tackles (three solo) and one special teams stop...Recorded one special teams tackle at Denver, Sept. 10...Finished with two tackles (one solo), vs. Green Bay, Oct. 9. **2022** – Played in a single-season career-high 17 games with three starts in second season with Raiders. Totaled 35 tackles (23 solo), a career-high two stops for loss, a pass defense and added five special teams stops...Sept. 11, at L.A. Chargers, recorded two tackles and one special teams stop...Sept. 25, at Tennessee, tallied a season-high five solo tackles...Oct. 2, vs. Denver, recorded one tackle and one special teams stop...Oct. 10, at Kansas City, notched one tackle...Nov. 20, at Denver, combined for five tackles (three solo) and appeared on special teams...Dec. 4, vs. L.A. Chargers, combined for three tackles (two solo)...Dec. 8, at L.A. Rams, recorded one solo stop and one assisted special teams tackle...1/1/23, vs. San Francisco, notched four tackles (two solo), including one stop for loss...1/7/23, vs. Kansas City, registered five tackles (four solo) and a stop for loss. **2021** – Played in ten games with two starts in first season with Raiders. Totaled 14 tackles (11 solo), a pass defense and with four special teams stops. Missed three games after being placed on Injured Reserve prior to Week Seven. Declared inactive for first three weeks...Oct. 4, at L.A. Chargers, made season debut in a reserve role and recorded two solo tackles...Oct. 17, at Denver, recorded two solo tackles...Nov. 25, at Dallas, recorded a special teams tackle...1/2/22, at Indianapolis, made first start of season and finished with a season-high eight

VETERANS

tackles (seven solo)...1/9/22, vs. L.A. Chargers, made second-straight start, assisting on a tackle and registering a pass defense...1/15/22, in AFC Wild Card Playoff at Cincinnati, started and posted five tackles (three solo). **2020** – Waived during training camp by the Chargers and did not play in 2020. **2019** – Appeared in seven games with six starts for Chargers, totaling 40 tackles (30 solo), a sack, an interception and two passes defended...Inactive for eight contests...Sept. 22, at Detroit, made NFL debut, starting and recording seven tackles (six)...Sept. 29, at Miami, posted four tackles (two solo)...Oct. 6, vs. Denver, set a career-high with nine tackles (five solo)...Oct. 20, at Tennessee, tallied six tackles, one three-yard interception return and a pass defense. Picked off Ryan Tannehill for first career interception...Oct. 27, at Chicago, tied career-high with nine tackles (eight), while adding a sack and a pass defense. Registered first career sack, taking down Mitchell Trubisky.

COLLEGE – Played four seasons at Tulane (2015-18), appearing in 46 games and totaling 197 tackles (128 solo), three sacks, three interceptions, 15 passes defended, four forced fumbles and a fumble recovery...As senior, played in 13 games and finished with 72 tackles (45 solo), a sack, an interception, seven passes defended and a forced fumble...Played in ten games during junior season, totaling 48 tackles (32 solo), two passes defended, a forced fumble and a fumble recovery...As sophomore, played in 12 games and totaled 58 tackles (36 solo), two sacks, an interception, two passes defended and a forced fumble...Played in 11 games as a true freshman and tallied 19 tackles (15 solo), one interception, three passes defended and one forced fumble.

PERSONAL – Attended Brother Martin (New Orleans, La.) HS, where he helped lead the Crusaders to two state playoff appearances, including reaching the state semifinals as a senior in 2014...Posted 280 tackles during prep career, earning first-team All-District 9-5A in each of his final two seasons...Named first-team All-State and All-Metro as a senior after posting 116 tackles, one sack and two interceptions.

RODERIC TEAMER

Year	Team	GP	GS	Tot	TACKLES			Yds	INTERCEPTIONS					FUMBLES		
					Solo	Asst	Sk		No	Yds	Lg	TD	PD	FF	FR	Yds
2019	L.A. Chargers	7	6	40	30	10	1.0	0.0	1	3	3	0	2	0	0	0
2021	Las Vegas	10	2	14	11	3	0.0	0.0	0	0	-	0	1	0	0	0
2022	Las Vegas	17	3	35	23	12	0.0	0.0	0	0	-	0	0	0	0	0
2023	Las Vegas	6	0	4	3	1	0.0	0.0	0	0	-	0	0	0	0	0
NFL totals		40	11	93	67	26	1.0	0.0	1	3	3	0	3	0	0	0

ADDITIONAL STATISTICS: Special Teams Tackles – (2021, 4); (2022, 5); (2023, 1) Total: 10.

SINGLE-GAME HIGHS: Tackles – 9 (2x), last at Chicago (10/27/19); Solo Tackles – 8, at Chicago (10/27/19); Sacks – 1, at Chicago (10/27/19); Interceptions – 1, at Tennessee (10/20/19); Passes Defended – 1 (3x), last vs. L.A. Chargers (1/9/22); Special Teams Tackles – 2 (2x), last at L.A. Rams (12/8/22).

POSTSEASON

Year	Team	GP	GS	Tot	TACKLES			Yds	INTERCEPTIONS					FUMBLES		
					Solo	Asst	Sk		No	Yds	Lg	TD	PD	FF	FR	Yds
2021	Las Vegas	1	1	5	3	2	0.0	0.0	0	0	-	0	1	0	0	0
NFL totals		1	1	5	3	2	0.0	0.0	0	0	-	0	0	0	0	0

POSTSEASON SINGLE-GAME HIGHS: Tackles – 5, at Cincinnati (1/15/22); Solo Tackles – 3, at Cincinnati (1/15/22).

VETERANS



PAYTON TURNER

98 | DE

HEIGHT: 6-6 • WEIGHT: 270
COLLEGE: HOUSTON
JOINED SAINTS: D1-21
NFL EXPERIENCE: 3
BORN: 1/7/99

NFL CAREER – With the 28th overall pick in the 2021 NFL Draft, the Saints added to the line with this gifted pass rusher. In 2022, Turner appeared in eight games and posted 16 tackles (11 solo), two sacks and five stops for loss, also contributing on special teams. The University of Houston standout missed 15 contests in 2023 before returning in the season finale and recovering a fumble in a win over Atlanta. He looks to continue to develop as part of the defensive front in the 2024 season.

CAREER TRANSACTIONS – Activated from Injured Reserve, 1/5/24; Placed on Injured Reserve (toe), 9/13/23; Activated from Injured Reserve, 2/15/22; Placed on Injured Reserve (shoulder), 11/11/21; Signed to a four-year contract, 6/8/21; Selected in the first round (28th overall) of the 2021 NFL Draft.

2023 – Appeared in two games and finished with one tackle, two quarterback hits, and a fumble recovery. After injuring his toe in the season-opening win over Tennessee, he was placed on Injured Reserve for 16 weeks before being activated prior to the season finale vs Atlanta...Added a tackle in win vs. Titans, Sept. 10...Returned from Injured Reserve and recorded the first fumble recovery of his career vs Atlanta, 1/7/24. **2022** – Played in eight games and finished with 16 tackles (11 solo), two sacks and five stops for loss, also contributing on special teams with one blocked field goal...At Atlanta, Sept. 11, played on defense and special teams and blocked a late fourth quarter field goal attempt to preserve the largest fourth quarter comeback in franchise history...At Carolina, Sept. 25, played on defense and special teams, recording a stop for loss...Vs. Las Vegas, Oct. 30, registered four tackles and a career-high two sacks for a 15-yard loss... At Pittsburgh, Nov. 13, saw action on both defense and on special teams, tying a career-high with five tackles (career-high tying four solo)...Vs. L.A. Rams, Nov. 20, rotated at DE and finished with one solo tackle for loss. **2021** – In five games, recorded 12 tackles (nine solo) and one sack for a four-yard loss, while also contributing on special teams...At Carolina, Sept. 19, saw his first NFL action at DE in debut, recording his first sack and five total tackles (four solo) with three stops for loss...Vs. N.Y. Giants, Oct. 3, recorded one solo tackle...At Washington, Oct. 10, saw time on defense and recorded three tackles (one solo)...Inactive for next two contests (calf)...Vs. Atlanta, Nov. 7, rotated in at DE and recorded three solo tackles...Placed on Injured Reserve (shoulder), Nov. 11.

COLLEGE – During his four collegiate seasons, notched career totals of 115 tackles (68 solo), ten sacks, 25 tackles for loss, an interception, a forced fumble, ten passes defensed and a blocked punt...Made four starts at BANDIT position and

VETERANS

appeared in five games as senior for Houston...Team captain who led the Cougars with 10.5 tackles for loss and five sacks, earning second-team All-American Athletic Conference honors. Registered 25 tackles. Set career-highs for stops for loss (4.5) and sacks in season-opening win vs. Tulane, Oct. 8...Started 12 games as a junior and recorded 34 tackles (20 solo), eight stops for loss and four sacks...Started first 11 games before suffering season-ending foot injury as a sophomore, posting 42 tackles (21 solo), four passes defended and a blocked punt...Appeared in 11 games as a true freshman, totaling 14 tackles and was one of seven Cougars to record at least one interception.

PERSONAL – Named to the 2016 18-6A All-District first-team at Westside (Houston, Texas) HS...Missed the majority of his senior year due to a torn ACL, posting 22 tackles and one interception in four games, before returning late in the basketball season right before the playoffs...Started athletic career as a youth playing baseball as a pitcher/first baseman. Also a member of the Westside basketball program, a sport where he was also heavily recruited...Mother, Alaina and aunt, Cass Bauer-Bilodeau, were standout basketball players at Montana State...A huge fan of Star Wars, has collected over 400 action figures...In 2022, appeared at Algiers Charter School for a UnitedHealth Fit Zone appearance to encourage exercise...In 2022, hosted a Saints Play Football Experience at Willow School...Played in the 2023 Saints Hall of Fame Football Tournament...Interacted with fans at the 2023 Saints Draft Crawfish Cook-off, which benefited several Autism-related non-profits...Rode in the 2024 Krewe of Tucks Mardi Gras parade.

PAYTON TURNER

Year	Team	GP	GS	Tot	TACKLES			Yds	INTERCEPTIONS					FUMBLES			
					Solo	Asst	Sk		No	Yds	Lg	TD	PD	FF	FR	Yds	
2021	New Orleans	5	0	12	9	3	1.0	4.0	0	0	-	0	0	0	0	0	0
2022	New Orleans	8	0	16	11	5	2.0	15.0	0	0	-	0	0	0	0	0	0
2023	New Orleans	2	0	1	0	1	0.0	0.0	0	0	-	0	0	0	1	0	0
NFL Totals		15	0	29	20	9	3.0	19.0	0	0	-	0	0	0	1	0	0

ADDITIONAL STATISTICS: Blocked Field Goals – (2022, 1) Total:1.

SINGLE-GAME HIGHS: Tackles – 5 (2x), last at Pittsburgh (11/13/22); Solo tackles – 4 (2x), at Carolina (9/19/21) and at Pittsburgh (11/13/22); Sacks – 2, vs. Las Vegas (10/30/22); Fumble Recoveries – 1, vs. Atlanta (1/7/24); Blocked Field Goals – 1, at Atlanta (9/11/22).



OLISAEMEKA UDOH

74 | G/T

HEIGHT: 6-6 • WEIGHT: 320

COLLEGE: ELON

JOINED SAINTS: UFA-24 (MIN)

NFL EXPERIENCE: 6

BORN: 2/14/97

NFL CAREER – Originally selected in the sixth round (193rd overall) by the Minnesota Vikings in the 2019 NFL Draft, Udoh enters his sixth NFL season

VETERANS

and first with New Orleans after signing as an unrestricted free agent in the offseason. In five seasons with Minnesota, Udoh appeared in 43 games with 18 starts at right guard and left tackle, while also starting a postseason contest at right tackle.

CAREER TRANSACTIONS – Agreed to terms with the New Orleans Saints on a one-year contract (UFA-Min.), 3/19/24; Placed by Minnesota on Injured Reserve, 9/19/23; Re-signed to a one-year contract with Minnesota, 3/21/23; Activated by Minnesota from Reserve/COVID-19, 1/1/22; Placed by Minnesota on Reserve/COVID-19, 12/27/21; Signed to a four-year contract by Minnesota, 5/2/19; Selected by the Minnesota Vikings in the sixth round (193rd overall) of the 2019 NFL Draft.

2023 – Played in two games with one start at LT in Week Two in his final season for the Vikings before suffering season-ending quadriceps injury. **2022** – Provided depth along Vikings offensive line, appearing in all 17 regular season games before, moving into starting lineup at RT in Week 18 and for Minnesota’s NFC Wild Card Playoff appearance. **2021** – Played in all 17 contests with 14 starts at RG and two at LG...Made first NFL start in opener at Cincinnati, Sept. 12, opening at RG. **2020** – Appeared in six games, providing depth for the offensive line unit. **2019** – Inactive the first 16 weeks of his rookie campaign before making his NFL debut vs Chicago, Dec. 29, seeing time at RT.

COLLEGE – At Elon, started 45 consecutive games from 2015-18, redshirting in 2014...As a redshirt senior in 2018, he earned Phil Steele FCS first-team All-America honors in helping Elon average 199.5 yards per game on the ground to finish second in the Colonial Athletic Association...Earned an invite to the NFL Combine, East-West Shrine Game and Reese’s Senior Bowl...Became the highest-drafted player from Elon since RB Jimmy Smith by Washington in 1984 (102nd overall)...Earned a degree in in exercise science.

PERSONAL – Prepped at Terry Sanford (Fayetteville, N.C.) HS...Started as a defensive lineman before transitioning to offensive line as a senior, earning second-team Cape Fear Region honors...Also lettered in track and field, competing in the shot put...Donated 500 meals to workers at Cape Fear (N.C.) Valley Medical Center in 2020 as they worked around the clock to treat COVID-19 patients...Parents, Benjamin and Rita, were born in Nigeria and are a doctor and nurse in their own medical practice...Interested in pursuing a career in medicine like his parents following his football career...Younger brother, Ezemdi, played football at North Carolina State and sister, Ona, was a starter at Wake Forest in basketball...Name pronounced OH-lee-suh-MEE-kah OO-doh, which translates to “God is good” in Nigerian.

OLISAEMEKA UDOH

Games Played/Started: Minnesota – (2019, 1/0); (2020, 6/0); (2021, 17/16); (2022, 17/1); (2023, 2/1) Totals: 43/18

POSTSEASON

Games Played/Started: Minnesota – (2019, 1/1) Totals: 1/1

VETERANS



KENDAL VICKERS

91 | DT

HEIGHT: 6-3 • WEIGHT: 295

COLLEGE: TENNESSEE

JOINED SAINTS: FA-24

NFL EXPERIENCE: 4

BORN: 5/23/95

NFL CAREER – Vickers is a three-year NFL veteran who was originally signed by the Pittsburgh Steelers as an undrafted free agent out of Tennessee in 2018. In his career, he has appeared in 26 games with two starts for the Las Vegas Raiders (2020-22) and the Buffalo Bills (2023) and recorded 22 tackles (ten solo) and two sacks. He will look to compete and provide depth along the defensive front.

CAREER TRANSACTIONS – Signed by the Saints to a one-year contract, 5/13/24; Signed to the Cardinals practice squad, 11/2/23; Practice squad contract terminated by the Bills, 10/31/23; Elevated to the Bills active roster (standard), 10/21/23; Elevated to the Bills active roster (standard), 10/7/23; Signed to the Bills practice squad, 8/30/23; Waived by Buffalo, 8/29/23; Signed to a reserve/future contract by Buffalo, 1/9/23; Practice squad contract terminated by the Bills, 12/21/22; Signed to the Buffalo practice squad, 12/8/22; Waived by Las Vegas, 12/6/22; Placed on Reserve/COVID-19 by Las Vegas, 12/29/21; Elevated to active roster (standard) by the Raiders, 11/10/21; Elevated to active roster (standard) by the Raiders, 10/16/21; Signed to the Raiders practice squad, 9/1/21; Waived by Las Vegas, 8/31/21; Reinstated by Las Vegas from Reserve/COVID-19, 11/21/20; Placed on Reserve/COVID-19 by Las Vegas, 11/18/20; Signed by the Raiders to a reserve/future Contract, 1/23/20; Waived by Pittsburgh, 9/1/18; Signed as an undrafted free agent by Pittsburgh, 5/3/18.

2023 – Appeared in two games for Buffalo, posting two tackles (one solo). Also spent time on the practice squads of Buffalo and Arizona. **2022** – Played in eight games for Las Vegas and recorded ten tackles (four solo)...Added a season-high four tackles (one solo) vs Arizona, Sept. 18...Recorded a solo stop in win vs Denver, Oct. 2... At Kansas City, Oct. 10, contributed a tackle for the third straight week... Rotated in at defensive end and added one solo stop vs Indianapolis, Nov. 13. **2021** – Appeared in one game with Las Vegas, spending majority of the season on the practice squad. **2020** – After competing in the CFL in 2019, he was signed by Oakland prior to the 2020 campaign and appeared in 15 games with two starts, recording ten tackles (five solo) and two sacks...Made his NFL debut in season opening win at Carolina, Sept. 13... Recorded his first career tackle vs Buffalo, Oct. 4...Made first start of his career at DT in win at Kansas City, adding one solo stop, Oct. 11...Added two solo tackles vs Kansas City, Nov. 22...Started at DT in win at New York Jets, Dec. 6... Recorded two tackles and his first career sack for a loss of eight yards vs Los Angeles Chargers, Dec. 17...Contributed a solo stop and a sack for the second consecutive week vs Miami, Dec. 26. **2019** – Played in 18 games for Edmonton of CFL and recorded 12 tackles, two sacks and one forced fumble. **2018** – Spent the preseason with Pittsburgh.

VETERANS

COLLEGE – Spent five seasons at Tennessee (2013-17) and posted career totals of 108 tackles (43 solo), 4.5 sacks, 14.5 stops for loss and three forced fumbles across 43 appearances...As redshirt senior in 2017, finished with a career-best 50 tackles, including seven stops for loss and 1.5 sacks, as well as two forced fumbles... Started all 13 games in 2016 and recorded 38 stops, six tackles for loss, 2.5 sacks and one forced fumble... Majored in communications studies.

PERSONAL – Coached by Jim Bryant during his prep career at Havelock (N.C.) HS... Three-year letterwinner and 2012 team captain at Havelock, helping his team win back-to-back 3-A State Championship titles as a junior (16-0) and senior (15-1)...Named All-State senior season, All-Conference as a junior and senior and All-Area each of his varsity seasons...Was rated a three-star prospect by Rivals and 247 Sports Composite...Kendal Bryant Vickers was born on May 23, 1995 in Havelock, NC.

KENDAL VICKERS

Year	Team	GP	GS	Tot	TACKLES			Yds	INTERCEPTIONS				FUMBLES				
					Solo	Asst	Sk		No	Yds	Lg	TD	PD	FF	FR	Yds	
2020	Las Vegas	15	2	10	5	5	2.0	14.0	0	0	-	0	0	0	0	0	0
2021	Las Vegas	1	0	0	0	0	0.0	0.0	0	0	-	0	0	0	0	0	0
2022	Las Vegas	8	0	10	4	6	0.0	0.0	0	0	-	0	0	0	0	0	0
2023	Buffalo	2	0	2	1	1	0.0	0.0	0	0	-	0	0	0	0	0	0
NFL Totals		26	2	22	10	12	2.0	14.0	0	0	-	0	0	0	0	0	0

SINGLE-GAME HIGHS: Tackles – 4, vs. Arizona (9/18/22); Solo Tackles – 2, vs. Kansas City (11/22/20); Sacks – 1 (2x), last vs. Miami (12/26/20); Interceptions – 0; Passes Defensed – 0; Forced Fumbles – 0; Fumble Recoveries – 0.



PETE WERNER

20 | LB

HEIGHT: 6-3 • WEIGHT: 242

COLLEGE: OHIO STATE

JOINED SAINTS: D2-21

NFL EXPERIENCE: 3

BORN: 6/5/99

NFL CAREER – Selected by the Saints in the second round (60th overall) of the 2021 NFL draft, Pete Werner has become a mainstay in the New Orleans defense, appearing in 43 games with 35 starts, posting 231 tackles (151 solo), four passes defensed, one interception and two forced fumbles. Werner is coming off his most statistically productive campaign in year three, posting a career-high 93 tackles (career-high 60 solo) and tying for the team lead with his first two fumble recoveries, while starting all 16 games he appeared in.

CAREER TRANSACTIONS – Signed to a four-year contract, 6/8/21; Selected by Saints in the second round (60th overall) of the 2021 NFL Draft.

2023 – Started all 16 games he played in at WLB, posting career-best 93 tack-

VETERANS

2023 GAME BY GAME

DEFENSE

Date	Opp.	GP	ST	SOLO	AST	TOT	SACK / YDS	INT / YDS	PD	FF	FR
9/10	TEN	X	X	3	5	8	0.5 / 4.0	0 / 0	0	0	0
9/18	@CAR	X	X	3	4	7	0 / 0	0 / 0	0	0	0
9/24	@GB	X	X	7	4	11	0 / 0	0 / 0	0	0	0
10/1	TB	X	X	5	3	8	0 / 0	0 / 0	0	0	0
10/8	@NE	X	X	2	1	3	0 / 0	1 / 0	1	0	0
10/15	@HOU	X	X	4	2	6	0 / 0	0 / 0	0	0	0
10/19	JAX	X	X	4	0	4	0 / 0	0 / 0	0	0	0
10/29	@IND	X	X	2	1	3	0 / 0	0 / 0	0	0	0
11/5	CHI	X	X	3	0	3	0 / 0	0 / 0	0	0	1
11/12	@MIN	X	X	3	3	6	0 / 0	0 / 0	0	0	0
11/26	@ATL	X	X	7	1	8	0 / 0	0 / 0	0	0	0
12/3	DET						Inactive (Shoulder/Oblique)				
12/10	CAR	X	X	2	0	2	0 / 0	0 / 0	0	0	1
12/17	NYG	X	X	3	3	6	0 / 0	0 / 0	0	0	0
12/21	@LAR	X	X	2	3	5	0 / 0	0 / 0	0	0	0
12/31	@TB	X	X	8	1	9	0 / 0	0 / 0	0	0	0
1/7	ATL	X	X	2	2	4	0 / 0	0 / 0	0	0	0
2023 Season		16	16	60	33	93	0.5 4.0	1 0	1	0	2

les (career-high 60 solo), one interception, two fumble recoveries (tied for team lead) and one pass defense...Recorded eight tackles (three solo) and a half-sack in the season-opening win vs Tennessee, Sept. 10...Posted a season-best 11 stops (seven solo) at Green Bay, Sept. 24. Performance marked the seventh double-digit tackle game of his career...Vs Tampa Bay, Oct. 1, added eight tackles (five solo)...Recorded first career interception, three tackles, and one pass defense in shutout victory at New England, Oct. 8...In win vs Chicago, Nov. 5, had a key fumble recovery to seal the game in fourth quarter, adding three solo tackles...At Atlanta, Nov. 26, recorded eight tackles (seven solo)...Recorded two solo stops and one fumble recovery vs Carolina, Dec. 10...Posted five tackles (two solo), including season-high two stops for loss at L.A. Rams, Dec. 21...Added nine tackles (season-best eight solo) and a stop for loss in win at Tampa Bay, Dec. 31...In finale win vs Atlanta, 1/7/24, posted four stops (two solo). **2022** - Played in 12 games with 11 starts (did not open finale) at WLB, recording 79 tackles, (55 solo), three passes defended, two forced fumbles and a special teams stop, as New Orleans ranked fifth in total defense. Despite missing five contests, ranked third on the team in tackles...In opening win at Atlanta, Sept. 11, started and played on special teams and tallied 12 tackles (career-high 11 solo), a stop for loss, his first-career forced fumble and one coverage stop...Vs. Tampa Bay, Sept. 18, recorded eight tackles (six solo) and one pass defense...At Carolina, Sept. 25, led the team with ten tackles (six solo)...Vs. Seattle, Oct. 9, posted seven tackles (four solo) and one forced fumble on the first play from scrimmage of the third quarter...At Arizona, Oct. 20, led team with seven tackles (three solo), two stops for loss and a pass defense...Vs. Las Vegas, Oct. 30, led team with 11 tackles (seven solo), including a stop on the last play of the contest at the Saints four-yard line to preserve a 24-0 shutout win, adding one pass defense. Third double-digit tackle total of 2022... Vs. Atlanta, Dec. 18, returned after missing four games (ankle) and had with four tackles (three solo)...At Cleveland, Dec. 24, inactive (hamstring)...At Philadelphia, 1/1/23, started and saw action on special teams, downing a punt at the Eagles four-yard line...Vs. Carolina, 1/8/23, recorded two assisted tackles. **2021** - Played in 15 games with eight starts at WLB, posting 59 tackles (37 solo) and three special teams stops...In opening win vs. Green Bay (played in Jacksonville, Fla. due

VETERANS

to Hurricane Ida), Sept. 12, made debut on special teams...Inactive (hamstring) at Carolina, Sept. 19...At New England, Sept. 26, made first career NFL start and also played on special teams, finishing with two defensive tackles (one solo)...Started and had ten tackles (six solo), vs. N.Y. Giants, Oct. 3...At Washington, Oct. 10, started and led the team with a career-high 13 tackles (eight solo)...Started and recorded six tackles (five solo), at Seattle, Oct. 25...Vs. Tampa Bay, Oct. 31, started and recorded four tackles (three solo) with one stop for loss...Rotated at WLB and on special teams, recorded two tackles (one solo) with one stop for loss and recorded two assisted coverage stops, vs. Atlanta, Nov. 7...Rotated in at WLB and on special teams and finished with a solo tackle and a coverage stop, at Tampa Bay, Dec. 19...Vs. Miami. Dec. 27, Started and led Saints defense with ten tackles...Rotated at WLB and special teams and finished with two tackles (one solo), vs. Carolina, 1/2/22.

COLLEGE – As a senior, voted by Big Ten coaches as first-team All-Conference and also was a Butkus Award semifinalist, starting all eight games during an abbreviated season due to the COVID-19 pandemic, recording 54 tackles (28 solo), 2.5 stops for loss, a sack, two forced fumbles and one pass defense as the Buckeyes reached the College Football Playoff championship game...In 2019, started all 14 games for CFP semifinalists and second on Buckeyes with 64 tackles, 5.5 tackles for loss for -11 yards, three passes defended and two fumble recoveries, earning honorable mention All-Big Ten...As sophomore, started 13 of 14 games for Big Ten and Rose Bowl champion Buckeyes and recorded 58 tackles (38 solo), a career-high 7.5 stops for loss, three sacks, two forced fumbles and seven passes defended...Lettered as true freshman, playing in 11 games and contributing nine tackles, most on special teams...Graduated with a degree in real estate and urban analysis major and was three-time Academic All-Big Ten selection.

PERSONAL – Rivals, 247Sports and Scout four-star prospect as a standout OLB at Indianapolis (Ind.) Cathedral HS...Ranked among the Top 300 players nationally by both Scout and 247Sports and among the Top 20 outside linebackers...A first-team *Associated Press* Class 6A all-state pick as a senior for a team that went 7-5 and advanced to the regional finals...Missed three games due to injury, but recorded 64 tackles, including 17 stops for loss and eight sacks...Finished third for *Indianapolis Star* Mr. Football honors and earned the Star's state's top linebacker award...Rated No. 1 OLB in Midwest by Scout and PrepStar all-Midwest region honoree...Father, Greg, starred in both football and baseball at DePauw University, is a member of its Athletics Hall of Fame and played two years in the NFL with the New York Jets and Philadelphia Eagles and has an orthodontist practice...Older brother, Dan, played football at Harvard from 2016-18...In October, 2023, Werner and several of his Saints teammates joined Ochsner oncology patients and their supporters for a dinner at the Ochsner Sports Performance Center...Provided moral support to New Orleans area military in the Saints/Dudley DeBosier Battle of the Branches seven-on-seven Flag Football Tournament in 2022 and 2023 for Salute to Service Month at the Ochsner Sports Performance Center. Military members from the Army, Marines, Air Force, and Navy formed teams that competed in a round-robin tournament, while also engaging in individual and team challenges like Tug-A-War, 40 Yard Dash, Long Ball Throw, Pushup Challenge, and Field Goal Kicking...Team nominee for 2023 NFL Salute to Service Award which recognizes players, coaches, staff, and alumni with com-

VETERANS

mitment to honoring and supporting military and veteran communities...Participated in NFL's My Cause, My Cleats initiative to promote The Uniform Funding Foundation (TUFF), which serves thousands of youth athletes through uniform donations, college enrichment tours, skills camps...Participated in 2023 and 2024 Zurich Classic Celebrity Shootout for Charity, winning 10,000 dollars as a member of the winning team in both years, which he has donated to the Boys and Girls Club of Metro Louisiana...Annual participant in Saints Hall of Fame Golf Tournaments in both New Orleans and South Mississippi...Wants to become involved in commercial real estate after his playing career.

PETE WERNER

Year	Team	GP	GS	Tot	TACKLES			Yds	INTERCEPTIONS					FUMBLES			
					Solo	Asst	Sk		No	Yds	Lg	TD	PD	FF	FR	Yds	
2021	New Orleans	15	8	59	36	23	0.0	0.0	0	0	-	0	0	0	0	0	0
2022	New Orleans	12	11	79	55	24	0.0	0.0	0	0	-	0	3	2	0	0	0
2023	New Orleans	16	16	93	60	33	0.5	4.0	1	0	0	1	0	2	2	3	3
NFL Totals		43	35	231	151	80	0.5	4.0	1	0	0	0	4	2	2	3	3

ADDITIONAL STATISTICS: Special Teams Tackles - (2021, 3); (2022, 1) Total: 4.

SINGLE-GAME HIGHS: Tackles - 13, at Washington (10/10/21); Solo Tackles - 11, at Atlanta (10/10/21); Sacks - 0.5, vs. Tennessee (9/10/23); Interceptions - 1, at New England (10/8/23); Passes Defensed - 1 (4x), last at New England (10/8/23); Forced Fumbles - 1 (2x), last vs. Las Vegas (10/30/22); Fumble Recoveries - 1 (2x), last vs. Carolina (12/10/23).



JAMAAL WILLIAMS

21 | RB

HEIGHT: 6-0 ▪ WEIGHT: 224

COLLEGE: BYU

JOINED SAINTS: UFA-23 (DET)

NFL EXPERIENCE: 8

BORN: 4/3/95

NFL CAREER - Signed by the Saints as an unrestricted free agent from Detroit in 2023 after originally being selected by Green Bay in the fourth round of the 2017 NFL Draft, Williams has appeared in 103 games with 44 starts, posting career totals of 1,021 carries for 3,958 yards and 31 touchdowns, while adding 178 receptions for 1,253 receiving yards and eight scores. After battling a hamstring injury suffered in Week Two that forced him to be placed on Injured Reserve for four contests, finished with 306 yards rushing and one touchdown to go along with 18 receptions for 62 yards. A sound ballcarrier, he went 752 career touches before fumbling the ball and became the league's first active running back to reach 600 carries before fumbling.

CAREER TRANSACTIONS - Activated by New Orleans from Injured Reserve, 10/19/23; Placed by New Orleans on Injured Reserve, 9/23/23; Signed to a

VETERANS

three-year contract by the New Orleans Saints (UFA-Det.), 3/17/23; Signed by the Detroit Lions to a two-year contract (UFA-GB), 3/17/21; Signed by Green Bay to a four-year contract, 6/1/17; Selected in the fourth round (134th overall) of the 2017 NFL Draft by the Green Bay Packers.

HONORS – 2022: Offensive Player of the Week (Week 18); FedEx Ground Player of the Week (Weeks 11 and 17).

2023 – Appeared in 13 contests with four starts for the Saints, totaling 306 yards on 106 attempts with a score and adding 18 receptions for 62 yards... Vs. Tennessee, Sept. 10, started the season opener and recorded 45 rushing yards on 18 carries to go along with two receptions for seven yards...Added 29 yards rushing in Monday night win at Carolina, Sept. 18. Suffered hamstring injury, causing him to be placed on Injured Reserve, missing four contests...After being activated day before, recorded 30 yards on six carries (5.0 avg) and an eight-yard catch in win at Indianapolis, Oct. 29...Posted 11 attempts for 43 yards in win vs Carolina, Dec. 10...Recorded season-highs in carries (19), rushing yards (58) and receptions (four) in win at Tampa Bay, Dec. 31...In season finale victory vs. Atlanta, 1/7/24, Williams posted 26 rushing yards and a touchdown, as well as three grabs for eight yards. **2022** – Played in 17 games with nine starts for Lions, recording 262 attempts for 1,066 yards and NFL-best and franchise-record 17 touchdowns, adding on 12 receptions for 73 yards. Had ten rushing TDs that came from exactly one yard out, tied for third-most in NFL history...Vs. Seattle, Oct. 2, started and recorded 19 attempts for 108 yards (5.7 avg.) and two TDs and a one-yard reception...At N.Y. Giants, Nov. 20, started and had 17 attempts for 64 yards and career-high three TDs...Vs. Buffalo, Nov. 24, rushed 18 times for 66 yards and a TD, giving him tenth consecutive game with at least 50 rushing yards, a career-best streak and the longest active streak in NFL...Vs. Chicago, 1/1/23, started and attempted 22 times for a career-high 144 yards (6.6 avg.) and one TD with a career-long of 58 yards, while adding one 13-yard reception to finish with career-best 157 total yards from scrimmage...At Green Bay, 1/8/23, started and finished with 16 attempts for 72 yards and two TDs. The multi-rushing touchdown game was his sixth of the season, as he surpassed Barry Sanders to hold the new team record while becoming only the third player in the NFL to have six multi-rushing touchdown games in the last ten years. **2021** – Played in 13 games with 11 starts for Lions as he finished with 153 attempts for 601 yards and three TDs, adding on 26 receptions for 157 yards. Williams ranked fifth among NFL running backs with 27.5% of his rushes resulting in first downs...Vs. San Francisco, Sept. 12, started and carried nine times for 54 yards (6.0 avg.) and one touchdown, catching eight throws for 56 yards. Became first Lions running back since 2014 to tally 50 rushing yards, 50 receiving yards and one TD in a game...Vs. Baltimore, Sept. 26, started and rushed 12 times for 42 yards and a TD, adding two grabs for 25 yards...At Chicago, Oct. 3, started and rushed 14 times for 66 yards (4.7 avg.)...Vs. Minnesota, Dec. 5, started and posted 17 carries for 71 yards, adding a nine-yard reception...At Atlanta, Dec. 26, started and had season-highs of 19 carries for 77 yards. **2020** – Played in 14 games with three starts in final season for Packers, rushing 119 times for 505 yards and two touchdowns while tacking on 31 receptions for 236 yards and a TD...Vs. Detroit, Sept. 20, finished with eight attempts for 63 yards (7.9 avg.)...At Houston, Oct. 25, recorded 19 attempts for a season-high 77 rushing

VETERANS

yards and one TD and added four receptions for 37 yards for 114 total yards from scrimmage...Vs. Minnesota, Nov. 1, rushed 16 times for 75 yards and added six receptions for 27 yards to notch his second consecutive performance with 100+ total yards from scrimmage...Vs. Chicago, Nov. 30, finished with 17 rushes for 73 yards and one TD...In NFC Divisional Playoff win vs. L.A. Rams, 1/16/21, carried 12 times for 65 yards (5.4 avg.). **2019** – Played in 14 games with two starts for Green Bay, totaling 107 attempts for 460 yards and one touchdown as well as 39 receptions for 253 yards and five TDs...Vs. Lions, Oct. 15, recorded 14 attempts for season-high 104 yards and added four receptions for 32 yards and a TD... At Kansas City, Oct. 28, recorded both a rushing and receiving TD in 31-24 road victory. **2018** – Played in 16 games with eight starts for Packers, finishing with 121 attempts for 464 yards and three touchdowns and catching 27 passes for 210 yards...Vs. Vikings, Sept. 16, rushed for 59 yards on a season-high 16 attempts... At N.Y. Jets, Dec. 23, rushed for a season-high 95 yards with a TD on 15 attempts (6.3 avg.) and had six receptions for 61 yards for 156 total yards from scrimmage. **2017** – Started in seven of the 16 games he appeared in for Green Bay, rushing 153 times for 556 yards and four touchdowns while adding 25 receptions for 262 yards and two TDs...Vs. Lions, Nov. 7, scored first career TD on only rush and added two receptions for 31 yards...At Steelers, Nov. 27, recorded first career multi-touchdown game with a rushing TD and a receiving TD. Finished with 21 attempts for 66 yards and four receptions for 69 yards (17.3 avg.)...Vs. Tampa Bay, Nov. 27, rushed 21 times for 113 yards (5.4 avg.) and one TD, adding two receptions for ten yards. Marked first 100-yard rushing game.

COLLEGE – Played four seasons at BYU (2012-12, 2016), starting in 34 of 42 games he appeared in. Left as the program’s all-time leader in rushing yards (3,901), rushing attempts (726) and 100-yard rushing games (16). Became the fourth player in school history to register multiple 1,000 yard rushing seasons. His 35 rushing touchdowns rank third in school history and his 4,468 all-purpose yards rank fifth.

PERSONAL – Starred at Summit (Fontana, Calif.) HS, where he helped his team to a CIF division title. As a senior, earned first-team all-league and first-team All-CIF honors after rushing for 1,252 yards and 22 TDs on 141 carries (8.9 avg.)... Cousin Victor Butler played linebacker for the Dallas Cowboys (2009-12), Saints (2013) and Indianapolis Colts (2014)...Mother Nicolle was a sprinter at UCLA...An anime fan...In 2023 offseason, established the Jamaal Williams Foundation-a new non-profit founded to provide financial and community supports to assist in youth development and help meet the needs of those facing food insecurities, wearing designed shoes to publicize the foundation in the team’s “My Cause My Cleats” game...His foundation’s first fundraising event took place in May, 2023 a live stream event with the voice actor behind Naruto Azumaki to raise money... Interacted with fans at the 2023 New Orleans Saints Draft Crawfish Cook-off, which benefited several Autism-related non-profits.

VETERANS

JAMAAL WILLIAMS

Year	Team	GP	GS	RUSHING					RECEIVING				
				Att	Yds	Avg	Lg	TD	No	Yds	Avg	Lg	TD
2017	Green Bay	16	7	153	556	3.6	25	4	25	262	10.5	54t	2
2018	Green Bay	16	8	121	464	3.8	20	3	27	210	7.8	26	0
2019	Green Bay	14	2	107	460	4.3	45	1	39	253	6.5	17	5
2020	Green Bay	14	3	119	505	4.2	25	2	31	236	7.6	29	1
2021	Detroit	13	11	153	601	3.9	20	3	26	157	6.0	15	0
2022	Detroit	17	9	262	1,066	4.1	58	17	12	73	6.1	17	0
2023	New Orleans	13	4	106	306	1.9	17	1	18	62	3.4	12	0
NFL Totals		103	44	1,021	3,958	2.9	58	31	178	1,253	7.0	54t	8

ADDITIONAL STATISTICS: Kickoff Returns – (2018, 4 returns for 95 yards, 23.8 avg., 30 LG); (2019, 1 return for 9 yards); (2020, 1 return for 20 yards); **Total: 6 returns for 124 yards, 20.7 avg., 30 LG.**

SINGLE-GAME HIGHS: Rushes – 24, vs. Green Bay (11/6/22); **Rushing Yards** – 144, vs. Chicago (1/1/23); **Long Rush** – 58, vs. Chicago (1/1/23); **Rushing TDs** – 3, at New York Giants (11/20/22); **Receptions** – 8, vs. San Francisco (9/12/21); **Receiving Yards** – 95, vs. Atlanta (10/5/20); **Long Reception** – 54t, at Pittsburgh (11/26/17); **TD Receptions** – 1 (8x), last at Indianapolis (11/20/20).

POSTSEASON

Year	Team	GP	GS	RUSHING					RECEIVING				
				Att	Yds	Avg	Lg	TD	No	Yds	Avg	Lg	TD
2019	Green Bay	2	0	4	9	2.3	4	0	3	10	3.3	9	0
2020	Green Bay	2	1	19	88	4.6	12	0	4	22	5.5	11	0
NFL Totals		4	1	23	97	4.2	12	0	7	32	4.6	11	0

ADDITIONAL POSTSEASON STATISTICS: Kickoff Returns – (2020, 1 return for 30 yards) **Total: 1 return for 30 yards.**

POSTSEASON SINGLE-GAME HIGHS: Rushes – 12, vs. Los Angeles Rams (1/16/21); **Rushing Yards** – 65, vs. Los Angeles Rams (1/16/21); **Long Rush** – 12, vs. Tampa Bay (1/24/21); **Rushing TDs** – 0; **Receptions** – 4, vs. Tampa Bay (1/24/21); **Receiving Yards** – 22, vs. Tampa Bay (1/24/21); **Long Reception** – 11 vs. Tampa Bay (1/24/21); **Receiving TDs** – 0.



CEDRICK WILSON JR.

11 | WR

HEIGHT: 6-2 • WEIGHT: 197

COLLEGE: BOISE STATE

JOINED SAINTS: UFA-24 (MIA)

NFL EXPERIENCE: 7

BORN: 11/20/95

NFL CAREER – Wilson enters 2024, signing with the Saints to compete and add veteran leadership, having previously appeared in 68 career regular season games with seven starts, recording 101 receptions for 1,269 yards with 11 receiving touchdowns in his first six NFL seasons along with nine grabs for 113 yards in three postseason contests. Originally a sixth round pick by Dallas in the 2018 NFL Draft, Wilson has spent his first six seasons with the Cowboys (2018-21) and Miami Dolphins (2022-23).

CAREER TRANSACTIONS – Agreed to terms with the New Orleans Saints on a two-year contract (UFA-Mia.), 3/14/24; Signed by the Miami Dolphins (UFA-Dal.),

VETERANS

3/16/22; Activated by Dallas from Reserve/COVID-19, 12/17/21; Placed by Dallas on Reserve/COVID-19, 12/13/21; Re-signed by Dallas to a one-year contract (RFA), 4/22/21; Placed by Dallas on Injured Reserve, 12/10/19; Signed by Dallas to active roster, 9/14/19; Signed to Dallas practice squad, 9/2/19; Waived by Dallas, 8/31/19; Placed by Dallas on Injured Reserve, 8/1/18; Signed by Dallas to a four-year contract, 5/11/18; Selected by the Dallas Cowboys in the sixth round (208th overall) of the 2018 NFL Draft.

2023 – Played in 15 regular season games with three starts in his final season with the Miami Dolphins...Finished with 22 receptions for 296 yards (13.5 avg.) and three touchdowns and four punt returns for 30 yards (7.5 avg.)...Vs. New England, Oct. 29, caught a second quarter one-yard TD from QB Tua Tagovailoa to give Miami a 14-7 lead...At Kansas City (Frankfurt), Oct. 29, Caught a 31-yard TD from Tagovailoa to put Miami on the board with 4:47 left in third quarter... At Baltimore, Dec. 31, had two receptions for 27 yards (13.5 avg.) and a TD. Caught a first quarter eight-yard TD from Tagovailoa...In AFC Wild Card Playoff at Kansas City, 1/13/24, had three receptions for 37 yards. **2022** – Played in 15 regular season games for Miami and recorded 12 receptions for 136 yards, one eight-yard carry and 13 punt returns for 97 yards...In Dolphins debut vs. New England, Sept. 11, had two receptions for 20 yards and an eight-yard carry...At Chicago, Nov. 6, had two receptions for 23 yards and an eight-yard punt return... Vs. Houston, Nov. 26, had two receptions for 26 yards (13.0 avg.) and three punt returns for 22 yards (7.3 avg.)...In AFC Wild Card Playoff at Buffalo, 1/15/23, had one 14-yard reception and two punt returns for 53 yards (26.5 avg.). Returned a punt for a career-long 50 yards in second quarter, which was the longest punt return in Dolphins postseason history. **2021** – Played in 16 regular season games with four starts in final season in Dallas...45 receptions for 602 yards (13.4 avg.) and six TDs, two carries for 11 yards, three-for-three passing for 88 yards with a 118.8 passer rating, 11 punt returns for 36 yards and a solo special teams tackle... Vs. Carolina, Oct. 3, had two receptions for 30 yards (15.0 avg.) and a TD. Caught a third quarter 23-yard TD from QB Dak Prescott to give Dallas a 33-14 lead...Nov. 25, vs. Las Vegas, had seven receptions for 104 yards (14.9 avg.) and two punt returns for 16 yards...At Philadelphia, 1/8/22, had five receptions for a career-high 119 yards (23.8 avg.) and two TDs. Caught first quarter 14-yard TD pass from Prescott to tie game at 7-7. Hauled in second quarter 24-yard TD from Prescott on third-and-five to give Dallas a 17-10 advantage...In NFC Wild Card Playoff vs. San Francisco, 1/16/22, had five receptions for 62 yards. **2020** – Played in all 16 games for Dallas and finished with 17 receptions for 189 yards with two TDs, completed two-of-two passes for 23 yards with a TD for a 154.2 passer rating, returned five punts for 20 yards and had a solo special teams tackle...At Seattle, Sept. 27, recorded five receptions for 107 yards (21.4 avg.) and two TDs and one punt return for one yard. Caught a second quarter 40-yard TD from Prescott on first and ten to cut Seattle's lead to 16-15. Hauled in a 42-yard TD pass in the third quarter from Prescott...Caught three passes for 34 yards and had a six-yard punt return vs. Cleveland, Oct. 4...Recorded four receptions for 22 yards and threw an 11-yard TD pass to Prescott to give Dallas a 24-20 lead in the second quarter, vs. N.Y. Giants, Oct. 4...At Minnesota, Nov. 20, caught one pass for a seven-yard gain and forced a fumble on punt coverage in the first quarter of 31-28 win. **2019** – Played in six games for Dallas, spent one week on the practice squad, inactive for

VETERANS

six contests and missed the rest of season after being placed on Injured Reserve, Dec. 10. Had five receptions for 46 yards, three kickoff returns for 64 yards (21.3 avg.) and two punt returns for 13 yards...At N.Y. Jets, Oct. 13, had five receptions for 46 yards. **2018** – Missed season on Injured Reserve.

COLLEGE – Two-year letterman (2016-17) and one-year starter in 2017 at Boise State after he transferred from Coffeyville (Kan.) Community College following sophomore season (2015)...In his two seasons at Boise State, appeared in 27 games with 18 starts and recorded 139 receptions for 2,640 yards (19.0 avg.) with 18 touchdowns, returned 31 kickoffs for 742 yards (23.9 avg.), brought back ten punts for 132 yards (13.2 avg.) and completed four-of-five passes (80.0 pct.) for 130 yards and s TD...Played in 14 games with 13 starts as senior and finished with 83 receptions for 1,511 yards (18.2 avg.) and seven TDs, had 18 kickoff returns for 465 yards (25.8 avg.) and was two-of-three passing (66.7 pct.) for 46 yards... First-team All-Mountain West Conference selection. His 1,511 receiving yards were a single-season school record. In Las Vegas Bowl win over Oregon, caught ten passes for 221 yards and a TD and was named game's MVP...In 2016, played in 13 games with five starts and finished with 56 receptions for 1,129 yards (20.2 avg.) and 11 touchdowns, carried three times for seven yards, returned 13 kickoffs for 277 yards, returned ten punts for 132 yards (13.2 avg.) and was two-of-two passing for 84 yards and one TD. Honorable mention All-MWC and Academic All-MWC...In 2015 at Coffeyville, had 66 receptions for 1,045 yards (15.8 avg.) and 17 touchdowns to earn NJCAA All-American honors...Played in 11 games as a true freshman and had 629 receiving yards and ten TDs for All-Conference honors... Received communications degree.

PERSONAL – Played quarterback at White Station (Memphis, Tenn.) HS, leading them to the state semifinals as a junior and was named to the 6A All-State team and 1G-AAA All-District team as a senior...His father, Cedrick Wilson Sr. is a former NFL wideout, who played for seven years in the league, including a Super Bowl championship with the Pittsburgh Steelers...In 2023, participated in a 35-mile bike ride for the Dolphins Charity Challenge to benefit cancer research.

CEDRICK WILSON JR.

Year	Team	RECEIVING							RUSHING				
		GP	GS	No	Yds	Avg	Lg	TD	Att	Yds	Avg	Lg	TD
2019	Dallas	6	0	5	46	9.2	14	0	0	0	-	-	0
2020	Dallas	16	0	17	189	11.1	42t	2	3	-12	-4.0	-1	0
2021	Dallas	16	4	45	602	13.4	73t	6	2	11	5.5	6	0
2022	Miami	15	0	22	136	11.3	21	0	1	8	8.0	8	0
2023	Miami	15	3	22	296	13.5	31t	3	0	0	-	-	0
NFL Totals		68	7	101	1,269	12.6	73t	11	6	7	1.2	8	0

Year	Team	KICKOFF RETURNS				PUNT RETURNS						
		No	Yds	Avg	Lg	TD	No	FC	Yds	Avg	Lg	TD
2019	Dallas	3	64	21.3	22	0	2	2	13	6.5	13	0
2020	Dallas	0	0	-	-	0	5	5	20	4.0	10	0
2021	Dallas	0	0	-	-	0	11	5	36	3.3	14	0
2022	Miami	0	0	-	-	0	13	16	97	7.5	15	0
2023	Miami	0	0	-	-	0	4	2	30	7.5	14	0
NFL Totals		3	64	21.3	22	0	35	30	196	5.6	15	0

ADDITIONAL STATISTICS: Special Teams Tackles – (2020, 1); (2021, 1) **Total: 2; Special Teams Forced Fumbles** – (2020, 1) **Total: 1; Passing** – (2020, 2-for-2 for 23 yards and 1 TD); (2021, 3-for-3 for 88 yards) **Total: 5-for-5 for 111 yards and 1 TD.**

VETERANS

CEDRICK WILSON JR.

SINGLE-GAME HIGHS: **Receptions** – 7, vs. Las Vegas (11/25/21); **Receiving Yards** – 119, at Philadelphia (1/8/22); **Long Reception** – 73t, at Minnesota (10/31/21); **Receiving TDs** – 2 (2x), last at Philadelphia (1/8/22); **Rushes** – 2, at Philadelphia (11/1/20); **Rushing Yards** – 8, vs. New England (9/11/22); **Long Rush** – 8, vs. New England (9/11/22); **Punt Returns** – 3 (2x), last vs. Las Vegas (11/19/23); **Punt Return Yards** – 30, vs. Las Vegas (11/19/23); **Long Punt Return** – 15, vs. Houston (11/27/22); **Punt Return TDs** – 0; **Kickoff Returns** – 3, at Chicago (12/5/19); **Kickoff Return Yards** – 64, at Chicago (12/5/19); **Long Kickoff Return** – 22, at Chicago (12/5/19) **Special Teams Tackles** – 1 (2x), last at Tampa Bay (9/9/21).

POSTSEASON

RECEIVING		RUSHING											
Year	Team	GP	GS	No	Yds	Avg	Lg	TD	Att	Yds	Avg	Lg	TD
2021	Dallas	1	0	5	62	12.4	24	0	0	0	0.0	-	0
2022	Miami	1	0	1	14	14.0	14	0	0	0	0.0	-	0
2023	Miami	1	0	3	37	12.3	19	0	0	0	0.0	-	0
NFL Totals		3	0	9	113	12.6	24	0	0	0	0.0	-	0

KICKOFF RETURNS						PUNT RETURNS						
Year	Team	No	Yds	Avg	Lg	TD	No	FC	Yds	Avg	Lg	TD
2022	Miami	0	0	0.0	-	0	2	1	53	26.5	50	0
NFL Totals		0	0	0.0	-	0	2	1	53	26.5	50	0

POSTSEASON SINGLE-GAME HIGHS: **Receptions** – 5, vs. San Francisco (1/16/22); **Receiving Yards** – 62, vs. San Francisco (1/16/22); **Long Reception** – 24, vs. San Francisco (1/16/22); **Punt Returns** – 2, at Buffalo (1/15/23); **Punt Return Yards** – 53, at Buffalo (1/15/23); **Long Punt Return** – 50, at Buffalo (1/15/23); **All-Purpose Yards** – 67, at Buffalo (1/5/23).



ZACH WOOD

49 | LS

HEIGHT: 6-3 • WEIGHT: 255
 COLLEGE: SOUTHERN METHODIST
 JOINED SAINTS: FA-17
 NFL EXPERIENCE: 8
 BORN: 1/10/93

NFL CAREER – Wood was signed by the Saints prior to the 2017 season opener after spending the 2016 and 2017 preseasons competing for snapping duties with the Dallas Cowboys and has since snapped for all punts and placekicks in all 115 regular season games and seven postseason contests. Selected as a team captain in 2023, Wood provided consistency to one of the league’s top special teams units.

CAREER TRANSACTIONS – Signed a four-year contract extension with New Orleans, 7/28/23; Agreed to terms with New Orleans on a four-year contract, 3/18/20; Signed by New Orleans Saints, 9/9/17; Waived by Dallas Cowboys, 9/2/17; Signed a reserve/future contract with Dallas, 1/16/17; Waived by Dallas, 9/1/16; Signed by Dallas as an undrafted rookie free agent, 5/24/16.

2023 – Snapped for punts and placements in all 17 games and recorded two special teams tackles. Voted by teammates as a team captain. **2022** – Snapped for punts and placements in all 17 games and recorded a career-high four special teams tackles. **2021** – Snapped for punts and placements in all 17 games. **2020**

VETERANS

- Snapped for punts and placements in all 16 regular season games and both playoff contests. **2019** - Handled long snapping for all 16 regular season games and NFC Wild Card Playoff vs. Minnesota, 1/5/20. **2018** - Handled long snapping duties for all 16 regular season games and both postseason contests. **2017** - After spending offseason and preseason with Dallas, signed by New Orleans, Sept. 9, two days before season opener and handled long snapping duties for all 16 regular season games and both playoff contests. **2016** - Signing a contract with the Cowboys after participating in their rookie minicamp on a tryout basis and went to training camp with Dallas.

COLLEGE - Started 33-of-43 games he played over four seasons at Southern Methodist, tallying 137 tackles, 22 tackles for loss, nine sacks, two forced fumbles at defensive end and three blocked kicks on special teams...Played in ten games, starting nine and recorded 39 tackles with ten tackles for loss, 3.5 sacks, two pass deflections and three blocked kicks as a senior in 2015...Appeared in all 12 contests in 2014 and led team with four sacks to go along with 40 tackles.... Played in and started all 12 games as a sophomore in 2013 and tied for fifth on team with 49 tackles and six stops for loss, adding a sack and two forced fumbles...Appeared in nine games in 2012, making nine tackles and registering a half-sack...Graduated with a bachelor's degree in applied physiology and health management with a minor in sport management.

PERSONAL - 2010 Class 4A All-State honorable mention selection at Rowlett (Texas) HS, totaling 115 tackles and 10 sacks as senior...First became acquainted with long snapping in college...Participated in 2018 Saints Hall of Fame Golf Tournament in Biloxi, Miss and the 2019 and 2023 tournaments in the New Orleans area.

ZACH WOOD

Games Played/Started: New Orleans - (2017, 16/0); (2018, 16/0); (2019, 16/0); (2020, 16/0); (2021, 17/0); (2022, 17/0); (2023, 17);
NFL Totals: 115/0.

ADDITIONAL STATISTICS: Special Teams Tackles - (2018, 1);(2022, 4); (2023, 2) Total: 7.

POSTSEASON

Games Played/Started:New Orleans - (2017, 2/0); (2018, 2/0); (2019, 1/0); (2020, 2/0) NFL Totals: 7/0.



CHASE YOUNG

99 | DE

HEIGHT: 6-5 • WEIGHT: 264

COLLEGE: OHIO STATE

JOINED SAINTS: UFA-24 (SF)

NFL EXPERIENCE: 5

BORN: 4/14/99

NFL CAREER - Originally selected by Washington with the second overall pick in the 2020 NFL Draft out of Ohio State, this talented edge rusher is entering his fifth season in the league and first with New Orleans. In four campaigns for

VETERANS

Washington (2020-23) and San Francisco (2023), Young appeared in 43 regular season games with 32 starts and recorded 100 tackles (67 solo), 16.5 sacks, 20 stops for loss, nine passes defended, six forced fumbles and three fumble recoveries. In six postseason games/starts, Young recorded 11 tackles (seven solo) and one sack.

CAREER TRANSACTIONS – Signed by New Orleans Saints to a one-year contract (UFA-SF), 3/18/24; Traded by Washington Commanders to San Francisco 49ers for 2024 third-round draft pick, 10/31/23; Activated by Washington from Reserve/Physically Unable to Perform, 11/21/22; Placed by Washington on Reserve/Physically Unable to Perform, 8/23/22; Placed by Washington on Injured Reserve, 11/16/21; Signed by Washington to a four-year contract, 7/23/20; Selected as the second overall pick of the 2020 NFL Draft by Washington.

HONORS – 2020: *Associated Press* and PFWA NFL Defensive Rookie of the Year, PFWA All-Rookie Team, Pro Bowl.

2023 – In 16 regular games between Washington (seven) and San Francisco (nine), totaled 25 stops (17 solo), tied a career-high of 7.5 sacks for a loss of 49 yards and seven tackles for loss. Started all three postseason contests for the 49ers on their way to a Super Bowl LVII appearance and totaled eight tackles (six solo), one sack for a four-yard loss and two stops for loss...Inactive for opener due to neck injury, Sept. 10...Made his season debut for Washington in Week Two, recording three tackles (two solo) and 1.5 sacks at Denver, Sept. 17...At Philadelphia, Oct. 1, finished with three stops (two solo) and a sack for a five-yard loss...Notched season-high two sacks for a 22-yard loss and added three solo tackles at N.Y. Giants, Oct. 22...Recorded one solo tackle vs. Philadelphia, Oct. 29...Made his debut for San Francisco at Jacksonville, Nov. 12, posting one tackle and a half sack...Added two solo stops and one sack for a nine-yard loss vs Tampa Bay, Nov. 19...Played on the defensive line unit in wins at Seattle (Nov. 23) and Philadelphia (Dec. 3)...Recorded a pass defense vs Seattle, Dec. 10...Posted two tackles (one solo) and a half sack at Arizona, Dec. 17...Added one solo stop in Christmas Day win vs Baltimore...At Washington, Dec. 31, recorded one solo tackle...In regular season finale vs L.A. Rams, 1/7/24, posted two stops (one solo)...Moved to starting lineup for playoffs and added three tackles (two solo) in NFC Divisional Playoff victory over Green Bay, 1/20/24...Recorded two stops, a sack and tackle for loss in Super Bowl against Kansas City, 2/11/24. **2022** – Missed the first 14 games recovering from a knee injury suffered the prior season. In three games with two starts, Young totaled five tackles (three solo) and a pass defense...In season debut at San Francisco, Dec. 24, added two stops (one solo) and a pass defense...Recorded one tackle vs Cleveland 1/1/23...Added two solo tackles in season finale win vs Dallas, 1/8/23. **2021** – Started all nine contests he appeared in, recording 26 tackles (15 solo), 1.5 sacks, three stops for loss, two forced fumbles and two passes defended...In season opener vs L.A. Chargers, Sept. 12, added three stops (one solo) and a pass defense...Posted three solo tackles vs N.Y. Giants, Sept. 16...At Buffalo, Sept. 26, recorded three tackles (two solo)...Tied a season-high four tackles (three solo) in win at Atlanta, Oct. 3...Vs. New Orleans, Oct. 10, added three stops and his first sack of the season...Totaled three tackles and half a sack vs Kansas City, Oct. 17...Recorded four stops (three solo) at Denver, Oct. 31...Posted a solo tackle vs Tampa Bay before suffering a season-ending knee injury, Nov. 14. **2020** – After being selected with the second overall pick in the 2020 NFL Draft, Young burst onto the scene and was a force for Washington's defensive line unit, starting all 15 games he appeared in and

VETERANS

recorded 44 tackles (32 solo), 7.5 sacks, ten stops for loss, four forced fumbles, three fumble recoveries, and four passes defended on his way to a Pro Bowl Selection and Defensive Rookie of the Year (*Associated Press* and PFWA)...Made his NFL debut in win vs Philadelphia, Sept. 13, racking up four tackles (two solo), 1.5 sacks and one forced fumble...Added four solo tackles and a sack at Arizona, Sept. 20...Inactive Week Four due to a groin injury...Recorded two solo stops at L.A. Rams, Oct. 11...At N.Y. Giants, Oct. 18, posted three tackles (two solo)...Vs Dallas, Oct. 25, tied a career-high six stops (career-best five solo)...Added one solo tackle and a sack in win vs N.Y. Giants, Nov. 8...Recorded two solo stops at Detroit, Nov. 15...Vs Cincinnati, Nov. 22, added three stops (two solo) to go along with a forced fumble and a pass defense...In win at Dallas, Nov. 26, posted two solo stops and a sack for a loss of nine yards...Added two solo tackles in win at Pittsburgh, Dec. 7...In win at San Francisco, Dec. 13, tied his career/season-high of six tackles (two solo), one sack for a loss of eight yards, one forced fumble/fumble recovery returned for 47 yards and two passes defended...Vs Carolina, Dec. 27, racked up three solo tackles, one sack, one forced fumble/fumble recovery and one pass defense...In regular season finale win at Philadelphia, 1/3/21, added two solo stops, one sack, and one fumble recovery...Added three tackles (one solo) in playoff debut vs Tampa Bay in NFC Wild Card Playoff, 1/9/21.

COLLEGE CAREER – In three seasons at Ohio State from 2017-2019, Young appeared in 34 games, racking up 98 tackles (68 solo), 30.5 sacks, 40.5 stops for loss, nine forced fumbles and eight passes defended. His 30.5 sacks in three seasons rank second all-time in OSU history behind Mike Vrabel, who had 36 in four campaigns...In his final season, was the nucleus of Ohio State's defense, leading the country and setting school records in sacks (16.5) and sack yards (117) on his way to a being selected a unanimous All-American, Big Ten Male Athlete of the Year, Big Ten Defensive Player of the Year and a finalist for the Heisman Trophy, one of just ten defensive players to be a finalist for the award since 1982. Also won the Bronko Nagurski Trophy, Chuck Bednarik Award, Ted Hendricks Award, *Chicago Tribune* Silver Football, Nagurski-Woodson Defensive Player of the Year and Smith-Brown Defensive Lineman of the Year. Later named to the Big Ten Network's 2010s All-Decade Team as the only unanimous selection...In 2018, appeared in 14 games with 34 tackles (25 solo), 10.5 sacks, two forced fumbles and 15.5 stops for loss on his way to a second-team All-Big Ten selection...Appeared in 12 contests as a freshman, adding 19 tackles (12 solo), 3.5 sacks, a forced fumble and six stops for loss...Inspired by his father, Greg, and relatives in law enforcement, Young pursued a major in Criminology.

PERSONAL – Prepped at DeMatha Catholic (Hyattsville, Md.) HS. Won a state title as a senior, recording 118 tackles with 19 sacks and was a consensus 5-star prospect, No. 1 player in Maryland and one of the top ten players regardless of position in the nation. Since coming into the NFL, Young has collaborated with CUDDL for the NFL's "My Cause My Cleats" initiative. CUDDL is a fundraising and wish list platform that sends much needed aid and supplies to verified nonprofit animal rescues with the intention of helping as many animals as possible. The organization was founded by current NFL referee, John Hussey. Hosted free camps during his time in Washington to give back to local youth... Was the honorary pace driver for the Federated Auto Parts 400 at Richmond (Va.) Raceway in 2022. He engaged in a Q&A with fans and was able to visit his friend and NASCAR driver Chase Elliott...His sister, Weslie, played college basketball at North Carolina Wesleyan. Born on April 14, 1999.

VETERANS

CHASE YOUNG


Year	Team	GP	GS	Tot	TACKLES				INTERCEPTIONS					FUMBLES		
					Solo	Asst	Sk	Yds	No	Yds	Lg	TD	PD	FF	FR	Yds
2020	Washington	15	15	44	32	12	7.5	34.5	0	0	-	0	4	4	3	57
2021	Washington	9	9	26	15	11	1.5	3.5	0	0	-	0	2	2	0	0
2022	Washington	3	2	5	3	2	0.0	0.0	0	0	-	0	1	0	0	0
2023	Wash-SF	16	16	25	17	8	7.5	49.0	0	0	-	0	2	0	0	0
NFL Totals		43	32	100	67	33	16.5	87.0	0	0	0	0	9	6	3	57

SINGLE-GAME HIGHS: Tackles – 6 (2x), last at San Francisco (12/13/20); Solo Tackles – 5, vs. Dallas (10/25/20); Sacks – 2, at N.Y. Giants (10/22/23); Interceptions – 0; Passes Defensed – 2, at San Francisco (12/13/20); Forced Fumbles – 1 (6x), last at Denver (10/31/21); Fumble Recoveries – 1 (3x), last at Philadelphia (1/3/21).

POSTSEASON

Year	Team	GP	GS	Tot	TACKLES				INTERCEPTIONS					FUMBLES		
					Solo	Asst	Sk	Yds	No	Yds	Lg	TD	PD	FF	FR	Yds
2020	Washington	1	1	3	1	2	0.0	0.0	0	0	-	0	0	0	0	0
2023	San Francisco	3	3	8	6	2	1.0	4.0	0	0	-	0	0	0	0	0
NFL Totals		4	4	11	7	4	1.0	4.0	0	0	3	0	0	0	0	0

POSTSEASON SINGLE-GAME HIGHS: Tackles – 3 (3x), last vs. Detroit (1/28/24); Solo Tackles – 3, vs. Detroit (1/28/24); Sacks – 1, vs. Kansas City (2/11/24); Interceptions – 0; Passes Defensed – 0; Forced Fumbles – 0; Fumble Recoveries – 0.



LANDON YOUNG

67 | T

HEIGHT: 6-7 • WEIGHT: 321

COLLEGE: KENTUCKY

JOINED SAINTS: D6-21

NFL EXPERIENCE: 4

BORN: 8/21/97

NFL CAREER – Fourth-year lineman has the ability to play both tackle positions. A 2021 sixth round draft pick out of Kentucky, Young has appeared in 39 games with seven starts in his three seasons with the Black and Gold. He looks to continue to refine his skills and provide valuable depth to the Saints offensive line heading into 2024.

CAREER TRANSACTIONS – Placed on Injured Reserve, 11/23/21; Signed to a four-year contract, 6/8/21; Selected by Saints in the sixth round (206th overall) of the 2021 NFL Draft.

2023 – Appeared in 13 games with four starts, three at RT, while also making contributions as a sixth lineman and on special teams...Started in the jumbo set for an offense that rushed for 148 yards (season-high 5.3 avg) at Atlanta, Nov. 26...Made his first of three starts at RT as part of a unit that allowed just one sack in win vs N.Y. Giants, Dec. 17...Started for an offense that ran for 108 yards

VETERANS

in win at Tampa Bay, Dec. 31. **2022** – Appeared in 16 games with two starts, one at each tackle position...Vs. Baltimore, Nov. 7, appeared at T in the jumbo package and saw action on special teams...Vs. L.A. Rams, Nov. 20, made his first start of season at LT...Vs. Carolina, 1/8/23, Started at RT for first time in NFL career. **2021** – Appeared in ten games with one start before being placed on Injured Reserve (foot), Nov. 23...Vs. Green Bay, Sept. 12, made NFL regular season debut on special teams...At Washington, Oct. 10, played on special teams and made his debut on offense in the jumbo package...At Philadelphia, Nov. 21, made first career NFL start at LT, playing through what would be a season-ending foot injury.

COLLEGE – Appeared in 49 career games, with 26 starts, 24 in a row at LT...As a senior and team captain, selected by coaches as a first-team All-SEC selection with second-team honors from the *AP*. Started 11 games at left tackle and graded at 89 percent, not missing an assignment and leading the line with 56 knockdown blocks...After missing his entire junior season in 2018 due to injury, returned to start all 13 games at left tackle and was named third-team All-SEC by Athlon, totaling 64 knockdown blocks with only one missed assignment...Red-shirted his junior year after missing entire season with a knee injury suffered in training camp...As a sophomore, played in all 13 games with six starting assignments at left tackle...As a true freshman, finished with 27 knockdown blocks, playing in 12 games.

PERSONAL – Prepped at Lafayette (Lexington, Ky.) HS...A five-star recruit by Rivals and 247Sports...No. 1 prospect in Kentucky and also the nation's 12th overall prospect by 247sports...Named top offensive lineman in the U.S. Army All-American Game for the West squad...Helped Lafayette average 36.7 points per game and advance to Class 6A state title game...Two-time first-team All-State (*Louisville Courier-Journal*, *AP*)...2015 *Herald-Leader* "Class of Commonwealth"...Six-year letterwinner in wrestling and four-year letterwinner in track and field in the shot put and discus...Won 2016 Kentucky High School Athletic Association state wrestling title, finished his senior year with a 19-0 record...Ranked as state's top wrestler at 285 after finishing fourth in the state as a junior...Three-time Class 3-A track and field champion in discus...2015 state shot put title and finished second in 2016...Named the 2014 Gatorade Kentucky Boys Track and Field Athlete of the Year...2013 USATF National Junior Olympics Track and Field Championships runner-up in both the shot put and discus...Member of National Honor Society...Born on Aug. 21, 1997 in Grayson County, Kentucky.

LANDON YOUNG

Games Played/Started: New Orleans – (2021, 10/1); (2022, 16/2); (2023, 13/4) NFL Totals: 39/7.

2024 DRAFT SELECTIONS



**TALIESE
FUAGA**

75 | T

HEIGHT: 6-6 • WEIGHT: 324

COLLEGE: OREGON STATE

JOINED SAINTS: 1ST ROUND (14TH OVERALL)

BORN: 4/5/02

COLLEGE CAREER – The Saints addressed an immediate need while also looking to the future when they drafted Taliese Fuaga in the first round (14th overall) of the 2024 NFL Draft out of Oregon State. Possessing the strength, footwork and ability to play every offensive line position but center, Fuaga will start working at tackle for New Orleans. Fuaga comes to the Saints after four seasons in Corvallis, where he made 25 starts at right tackle in 39 games, including opening all 12 contests in 2023, when he received first-team All-American honors.

CAREER TRANSACTIONS – Signed to a four-year contract, 5/9/24; Selected in the first round (14th overall) of the 2024 NFL Draft.

2023 – First-team All-American selection started all 12 games and played 700 snaps at right tackle, as part of an offensive line that helped OSU average 4.9 yards per carry and 167.1 rushing yards per game...Earned an 88.2 overall grade from Pro Football Focus, and a 90.9 mark in run blocking...PFF graded him at 80.0 in pass blocking...Helped OSU rush for 277 yards on 40 carries (6.9 avg.) with six touchdowns, as the OSU offensive line surrendered only one sack in 62-17 win vs. Stanford, Nov. 11...Represented the National team at the Reese's Senior Bowl. **2022** – PFF honorable mention All-American and first-team All-Pac-12 (second-team by *Associated Press* and conference coaches) started all 13 games at right tackle, as part of an offensive line that helped pave the way for the Beavers to average 396 yards per game overall and 196.5 yards per game on the ground, which was among the league's leaders, graded out at 80.8 by Pro Football Focus, including a 79.6 mark in run blocking...Blocked for an offense that gained 268 yards on 43 carries (6.2 avg.) with five touchdowns and surrendered only one sack to power a 38-34 come-from-behind win vs. Oregon, Nov. 26. **2021** – Played in ten games along the line for OSU...Pac-12 Academic Honor Roll. **2020** – Saw action in four games along the line for OSU in COVID-19 pandemic shortened season.

DRAFT PICKS

PERSONAL – Played at Mount Tahoma (Tacoma, Wash.) HS...Rated three stars by 247Sports and Rivals...Played in the 2020 Polynesian Bowl...Played on the defensive line at Mount Tahoma, where he tallied 40 tackles, 10.5 stops for loss and five sacks, in addition to seeing offensive line action...First-team All-League on the offensive line and received second-team recognition on the defensive line as a senior and an All-Area nomination...Second-team All-League selection as a junior...Majored in sociology...Full name is pronounced tah-lee-ESS-ay Foo-AH-gah...Born April 5, 2003 in Renton, Wash.

TALIESE FUAGA

Games Played/Started: Oregon State – (2020, 4/0); (2021, 10/0); (2022,13/13); (2023, 12/12) College Totals: 39/25.



KOOL-AID McKINSTRY

34 | CB

HEIGHT: 5-11 • WEIGHT: 199

COLLEGE: ALABAMA

JOINED SAINTS: 2ND ROUND (41ST OVERALL)

BORN: 9/30/02

COLLEGE CAREER –When the New Orleans Saints drafted Kool-Aid McKinstry with their second round pick (41st overall) of the 2024 NFL Draft, the team added one of college football’s top corners and elite punt returners. McKinstry played three seasons for Alabama, where he recorded 92 tackles, five stops for loss, two sacks, two interceptions and 25 passes defended. In two seasons (2022-23) as the Tide’s primary punt returner, he returned 35 punts for 418 yards (11.9 avg.).

CAREER TRANSACTIONS – Signed to a four-year contract, 5/31/24; Selected in the second round (41st overall) of the 2024 NFL Draft.

2023 – One of nation’s top corners, who also contributed on punt returns...A consensus first-team All-American (*Associated Press*, *The Sporting News*, CBS Sports, *Pro Football Focus*, *Sports Illustrated* and *USA Today*). Garnered second-team All-America accolades by the AFCA, The Athletic and Walter Camp Foundation. Earned first team All-SEC honors from the *AP* and conference coaches. Selected as a semifinalist for the Jim Thorpe Award and Lott IMPACT Trophy...Started all 14 games and broke up seven passes to go with 32 tackles, including two for loss. Also returned 14 punts for 86 yards with a long gain of 33... In season opener vs. Middle Tennessee, returned five punts for 66 yards (13.7 avg.) to be selected as one of the coaching staff’s special teams players of the week. Recorded a long punt return of 33 yards to set up an eventual Crimson Tide

DRAFT PICKS

touchdown. Also contributed three tackles...Vs. Ole Miss, helped UA's secondary limit the high-powered Rebel offense to only 245 yards passing and ten total points. Recorded three tackles, including one for two-yard loss, while adding a pass breakup to be named a defensive player of the week by the Tide coaches...At Mississippi State, did not allow a completion on the night, breaking up one pass. Played a key role in limiting the Bulldogs to only 107 yards passing...At Kentucky, totaled three tackles, including half a stop for a two-yard loss, to go with a pass breakup. Added two punt returns for 22 yards...At Auburn, recorded one tackle in Iron Bowl as the Tigers avoided throwing in his direction...In SEC Championship victory over Georgia, had his day cut short due to injury, but contributed two tackles, including half a stop for loss, to go with a pass breakup prior to his exit... In Rose Bowl loss to Michigan, totaled five tackles. **2022** - Opened all 13 games, while also handling punt return duties...Earned first-team All-America honors from Pro Football Focus at cornerback. Named a second-team All-American at corner by the AFCA, CBS Sports and *The Sporting News*. Also an AP third-team honoree on defense. Picked up second-team honors as a punt returner by the FWAA and was tabbed third-team at punt returner by PFF. Selected to the All-SEC first-team as a defensive back by both the AP and conference coaches. Also picked up second-team All-SEC honors from the conference coaches as a return specialist...Ranked second among Division I punt returners with 332 yards on 21 returns with a long of 45...Averaged 15.8 yards per return, also ranked second in the nation and first in the conference...Totaled 35 tackles (29 solo), including two stops for 16 yards in losses and one sack for a 12-yard loss. Also contributed a team-high 16 passes defended and a 26-yard interception return...A Bednarik Award semifinalist, presented annually to the nation's top defensive player...At Texas, recorded a career-high seven tackles, including one stop for a 12-yard loss, to go with a pass defense...Vs. ULM, contributed to the Tide's 262 combined punt return yards to break previous school record of 204 that was set back in 1947. Accumulated 136 yards, third-most in UA single-game history on five returns (27.2 avg.)...Vs. Vanderbilt, contributed three tackles, three passes defended and racked up 91 yards on four punt returns (22.8 avg.)...At Arkansas, earned defensive and special teams player of the week accolades from coaching staff for his standout play in Fayetteville, when he recorded six tackles, including one for a four-yard loss, and two passes defended. Returned three punts for 77 yards (25.6 avg.) with a career-long of 45...At Tennessee, targeted once and did not allow a completion...Vs. Mississippi State, broke up a career-high four passes to go with four tackles...At LSU, recorded two tackles and one pass defense...Vs. Austin Peay, picked off his first pass of the season, returning the interception 26 yards, to go with three tackles. Added one punt return for ten yards...Vs. Auburn, had four tackles to go with one punt return in the Iron Bowl...In the Allstate Sugar Bowl 45-20 win over Kansas State, broke up a game-high three passes to go with one tackle. **2021** - As a freshman, earned a contributing role in the Crimson Tide's deep secondary unit during training camp...Selected to Freshman All-SEC Team by coaches...In 15 games with six starts, recorded 25 tackles (eight solo), including one sack for a 13-yard loss, one interception and two passes defended...In opener against Miami, saw his first collegiate playing time...Vs. Mercer, made his first start of the season. Totaled six tackles to tie for second on the UA defense. Also picked off his first career pass and added two pass breakups to be selected as one of the team's defensive players of the week by coaching staff...At Florida, recorded a special teams tackle...Vs. LSU, got starting and finished with one

DRAFT PICKS

tackle...Vs. Arkansas, entered in a pinch and stepped up. Recorded two tackles... At Auburn, got the starting nod in the Iron Bowl. Recorded two tackles, including a huge sack for a 13-yard loss late in game. Also broke up the Tigers' two-point try in the fourth overtime to give UA the ball back in position to win...In SEC Championship game against Georgia, made a second straight start at cornerback for the Crimson Tide. Finished with three tackles on the day...In Cotton Bowl/College Football Playoff Semifinal against Cincinnati, totaled five tackles in his start...In College Football Playoff National Championship game against Georgia, finished with four tackles against the Bulldogs.

PERSONAL – Widely considered the top cornerback in the 2021 signing class, playing for Head Coach Sam Shade at Pinson (Al.) Valley HS...A five-star on the 247Composite, where he ranked as the nation's No. 23 overall player, the No. 1 corner and the top player in Alabama...The No. 18 player nationally in the Top247 by 247Sports and the site's top-ranked cornerback...Rivals.com ranked him 46th nationally, the No. 2 cornerback and the No. 1 recruit in Alabama...Four-star recruit and No. 38 in the ESPN300 (ESPN.com) and the No. 4 athlete, the No. 2 player in Alabama and No. 17 player in the Southeast by ESPN...No. 13 on the Prep-Star Top 150 Dream Team and the publication's No. 1 cornerback and top player in his state...Selected to Under Armour All-America Game...Earned Alabama All-State honors from Max Preps...A playmaker on both sides of the football, leading the Indians to the Alabama 6A State Championship in 2020 and three titles in four years.

KOOL-AID MCKINSTRY

Year	School	GP	GS	TACKLES					INTERCEPTIONS					FUMBLES		
				Tot	Solo	Asst	Sk	Yds	No	Yds	Lg	TD	PD	FF	FR	Yds
2021	Alabama	15	6	25	8	17	1.0	13.0	1	0	-	0	2	0	0	0
2022	Alabama	13	13	35	29	6	1.0	12.0	1	26	26	0	16	0	0	0
2023	Alabama	14	14	32	24	8	0.0	0.0	0	0	-	0	7	0	0	0
College Totals		42	33	92	61	31	2.0	25.0	2	26	26	0	25	0	0	0

Year	Team	KICKOFF RETURNS					PUNT RETURNS				
		No	Yds	Avg	Lg	TD	No	Yds	Avg	Lg	TD
2021	Alabama	0	0	-	-	0	0	0	-	-	0
2022	Alabama	1	4	4.0	4	0	21	332	15.8	45	0
2023	Alabama	0	0	-	-	0	14	86	6.1	33	0
NFL Totals		1	4	4.0	4	0	35	418	11.9	45	0

SINGLE-GAME HIGHS: Tackles – 7, at Texas (9/10/22); Interceptions – 1 (2x), last vs Austin Peay (11/19/22); Passes Defensed – 4, vs. Mississippi State (10/22/22); Sacks – 1 (2x), last at Texas (9/10/22); Punt Returns – 5, vs. ULM (9/17/22); Punt Return Yards – 136, vs. ULM (9/17/22); Long Punt Return – 45, at Arkansas (10/1/22).

DRAFT PICKS



SPENCER RATTLER

18 | QB

HEIGHT: 6-0 • WEIGHT: 211

COLLEGE: SOUTH CAROLINA

JOINED SAINTS: 5TH ROUND (150TH OVERALL)

BORN: 9/28/02

COLLEGE CAREER – The New Orleans Saints selected Spencer Rattler out of South Carolina with the team's first selection in the fifth round (150th overall) of the 2024 NFL Draft. In five seasons at Oklahoma (2019-21) and South Carolina (2022-23), Rattler completed 900-of-1,313 passes (68.5 pct.) for 10,807 yards with 77 touchdowns and only 32 interceptions. Despite playing only two seasons in Garnet & Black, the Phoenix, Ariz. native finished his Gamecock career first in school history in completion percentage (67.5), fifth in completions (523) and passing yards (6,212) and ninth in passing touchdowns (37).

CAREER TRANSACTIONS – Signed to a four-year contract, 5/9/24; Selected in the fifth round (150th overall) of the 2024 NFL Draft.

2023 – Selected as a team captain and a co-winner of the Team MVP Award in his final season at South Carolina. Started all 12 games. Completed 275-of-399 passes (68.9 pct.) for 3,186 yards with 19 touchdown passes and eight interceptions. Ranked fifth in the Southeastern Conference and 27th in the NCAA in passing yards with the third-highest single-season total in Gamecocks history... Averaged 265.5 yards passing per game, ranked third in the SEC and 22nd in the nation...Set school single-season records for completions (275) and completion percentage (68.9)...Logged five 300-yard passing games, one shy of the school record...Threw for over 300 yards against North Carolina (353), Furman (345), Florida (313), Jacksonville State (399) and Vanderbilt (351)...The 399-passing yard performance vs. Jacksonville State ranks eighth in school history...Threw two 70+ yard TDs vs. Mississippi State, including a career-long 76-yarder...Tossed a season-high four touchdowns vs. Florida...Rushed for 104 yards and four TDs...Longest rush was a 28-yarder against Mississippi State...Invited to the Senior Bowl where he was voted the best quarterback on the American Team by opposing defenders and capped the week by being selected as game's Most Valuable Player. **2022** – Redshirt junior who started all 13 games in his first season with the Gamecocks, helping them log an 8-5 record...Along with defensive tackle Zacch Pickens, named the Team MVP and was one of five Rex Enright Captain's Award winners, along with SEC Academic Honor Roll honors...Completed 264-of-399 passes (66.2 pct.) for 3,026 yards with 18 touchdowns and 12 interceptions...Rushed for 46 yards with three scores. Also caught a 15-yard pass...Had school's fourth-highest passing yardage mark vs. Tennessee (438) and one of the best games by a signal-caller in school history in the upset win over the fifth-ranked Volunteers. Completed 30-of-37 passes for 438 yards and a school-record six touchdowns with zero picks. The 30 completions, 438 yards and six TDs were all career-highs. Also caught a 15-yard pass, the

DRAFT PICKS

first of career. Selected as the Walter Camp National Offensive Player of the Week, the CFPA National Performer of the Week and co-SEC Offensive Player of the Week...Led Carolina to another Top-10 win against No. 7 Clemson, finishing 25-of-39 for 360 yards and two touchdowns, while rushing for another score. Found wide receiver Antwane Wells for a career-long 72-yard TD...Finished the regular season as hot as any quarterback in the country...Engineered victories over both Tennessee and Clemson by completing 55-of-76 passes (72.4 pct.) for 798 yards and eight touchdowns with only two interceptions...Completed 29-of-46 passes for 246 yards and two touchdowns in TaxSlayer Bowl against Notre Dame. The 46 attempts were a career-high. **2021** – Appeared in nine games at Oklahoma, starting each of the first six contests. Completed 140-of-187 passes (74.9 pct.) for 1,483 yards with 11 touchdowns and five interceptions. Ranked first in the Big 12 and second nationally in completion percentage and fourth in the Big 12 in passing efficiency rating (155.5)...Matched career-high with 30 completions against Tulane when he threw for 304 yards in season opener...Tied school record for TD passes in a half with five vs. Western Carolina...22-for-25 against Kansas State and completed 55 of his last 68 attempts (80.8 pct.). **2020** – Davey O'Brien Award Semifinalist...Named National Freshman of the Year by CBS Sports...Became second OU quarterback to be named an FWA All-American (Sam Bradford)...A first-team *Associated Press* All-Big 12 selection and the organization's co-Big 12 newcomer of the year...Academic All-Big 12 first-team honoree...Started all 11 games. Completed 214-of-317 passes for 3,031 yards and 28 touchdowns with seven interceptions. Rushed for 160 yards and six touchdowns. Passed for at least 200 yards in ten games and for at least two TDs in nine contests. Had 15 touchdown passes and just two interceptions in his final seven games. 92.5 passing grade by PFF ranked third nationally. Led the nation's freshmen in passing touchdowns, passing offense (275.5 ypg.) and total offense (290.1 ypg.)...Among all players who played at least six games, finished eighth in passing TDs, ninth in yards per pass attempt (9.6), tenth in pass efficiency rating (172.6), 14th in completion percentage (67.5), 15th in passing offense and 16th in yards per completion (14.2)...Completed 14-of-23 passes for 247 yards and three touchdowns, and rushed seven times for 40 yards and one score in Cotton Bowl win over No. 10 Florida...Named Big 12 Championship Most Outstanding Player after completing 22-of-34 passes for 272 yards with one touchdown pass and rushing for a nine-yard score in win over No. 8 Iowa State...Accounted for five touchdowns (four passing, one rushing) in victory over No. 14 Oklahoma State. Completed 17-of-24 passes (71 pct.) for 301 yards, four TDs and zero interceptions (good for his second-best passer rating of the season [231.2]) and rushed for a nine-yard score against Oklahoma State. Named Davey O'Brien QB of the Week, Big 12 Offensive Player of the Week and Big 12 Newcomer of the Week...Registered 212 yards on 15-of-27 passing and a TD and rushed for a TD in just over one half vs. Kansas...Completed 21-of-30 passes for 288 yards and two TDs as Sooners mounted six straight scoring drives at Texas Tech...Threw for 332 yards and two touchdowns (including a 61-yarder) on 13-of-22 passing at TCU...Completed 23-of-35 passes for 209 yards and three TDs and rushed for a career-high 51 yards and a score on 14 carries in quadruple-overtime win over No. 22 Texas. 15-of-22 for 135 yards and two TDs after halftime...Completed 25-of-36 passes for 300 yards with two TDs and rushed for 20 yards and a TD at Iowa State...Posted career-high 30 completions, 41 attempts, 387 yards and four TDs vs. Kansas State...Completed 14-of-17 passes for 290 yards and four

DRAFT PICKS

TDs vs. Missouri State in first career start. Became first Oklahoma freshman to throw four touchdowns in first start...Also set OU freshman records for passing efficiency rating (303.3), yards per completion (23.7) and yards per attempt (17.1) vs. MSU...Passing efficiency rating vs. Missouri State set a Big 12 freshman record and rated as the third-highest in school history regardless of class.

2019 – Appeared in three games and completed 7-of-11 passes for 81 yards with one touchdown...Ran three times for 23 yards...Was one-for-three passing for eight yards and ran once for eight yards vs. No. 1 LSU in CFP Semifinal at the Chick Fil A Peach Bowl...Was two-for-four for 23 yards vs. Texas Tech...Completed all four passes for 50 yards and his first career touchdown (nine yards) in collegiate debut vs. South Dakota. Also ran for 15 yards on two carries in the contest.

PERSONAL – Graduated from Pinnacle (Phoenix, Ariz.) HS in 2019...Five-star recruit by 247Sports and Rivals and a four-star prospect by ESPN...The consensus No. 1 quarterback in the class of 2019...An All-American Bowl selection...Led his team to the 7-on-7 title at Nike’s “Opening” tournament...Elite 11 quarterback competition MVP...Rated ninth overall in the 2019 class by 247Sports, 13th by Rivals and 29th by ESPN...Touted as the No. 1 recruit in Arizona by 247Sports, ESPN and Rivals...Threw for an Arizona state high school record 11,083 yards in his career with 116 TD passes...Ran for over 1,000 career yards with 14 touchdowns...Graduated in December, 2023 with a bachelor’s degree in interdisciplinary studies...Spencer Michael Rattler was born Sept. 28, 2000 in Phoenix, Ariz.

SPENCER RATTLER

Year	School	PASSING									
		GP	GS	Att	Cmp	Pct	Yds	Yds/Att	TD	Int	Lg
2019	Oklahoma	3	0	11	7	63.6	81	7.4	1	0	8
2020	Oklahoma	11	11	317	214	67.5	3,031	9.6	28	7	33
2021	Oklahoma	9	6	187	140	74.9	1,483	7.9	11	5	23
2022	South Carolina	13	13	399	264	66.2	3,026	7.6	18	12	72t
2023	South Carolina	12	12	399	275	68.9	3,186	8.0	19	8	76t
College Totals		48	42	1,313	900	68.5	10,807	8.2	77	32	76t

RUSHING

Year	School	Att	Yds	Avg	Lg	TD
2019	Oklahoma	3	23	7.7	8	0
2020	Oklahoma	81	160	2.0	6	6
2021	Oklahoma	43	77	1.8	14	3
2022	South Carolina	73	46	0.6	17	3
2023	South Carolina	97	104	1.1	28	4
College Totals		297	410	1.4	28	16

SINGLE-GAME HIGHS: Attempts – 46, vs. Notre Dame (12/30/22); Completions – 30 (3x), last vs. North Carolina (9/2/23); Passing Yards – 438, vs. Tennessee (11/19/22); Long Completion – 76t, vs. Mississippi State (9/23/23); Touchdown Passes – 6, vs. Tennessee (11/19/22); Rushes – 14, vs. Texas (10/20/20); Rushing Yards – 51, vs. Texas (10/20/20); Long Rush – 28, vs. Mississippi State (9/23/23); Rushing TDs – 1 (16x), last vs. Vanderbilt (11/11/23).

DRAFT PICKS



BUB MEANS

16 | WR

HEIGHT: 6-2 • WEIGHT: 215

COLLEGE: PITTSBURGH

JOINED SAINTS: 5TH ROUND (170TH OVERALL)

BORN: 1/10/01

COLLEGE CAREER – With their second fifth round draft pick (170th overall), the Saints selected wide receiver Bub Means out of Pittsburgh. After starting his college career as a defensive back at Tennessee in 2019, the Georgia native spent two seasons at Louisiana Tech (2020-21) and two at Pitt (2022-23), recording career totals of 90 receptions for 1,552 yards (17.2 avg.) with ten touchdowns.

CAREER TRANSACTIONS – Signed to a four-year contract, 5/9/24; Selected in the fifth round (170th overall) of the 2024 NFL Draft.

2023 – Played in all 12 games for Pittsburgh, starting ten at wide receiver...Honorable Mention All ACC...Compiled 41 receptions for 721 yards (17.6 avg.) and six touchdowns. Led Pitt in receiving yards and TD catches...75 yard touchdown catch at Virginia Tech marked a career-long and was the Panthers' longest of the season...Posted career-highs with nine catches for 109 yards (including a 22-yard TD) at Wake Forest...Finished with four receptions for 71 yards (17.8 avg.) with one TD in win vs. Louisville...Vs. Boston College, had three receptions for 78 yards (26.0 avg.), including a 61-yard TD grab to put Pitt ahead for good in the third quarter in a 24-16 win...Selected to play in the East-West Shrine Bowl.

2022 – Joined Pitt as a transfer from Louisiana Tech with immediate eligibility and went on to play in all 13 games, starting seven...compiled 27 receptions for 401 yards (14.9 avg.) and two touchdowns. Also rushed for ten yards...Posted a season-high 90 yards on three catches (30.0 avg.) with a TD at Virginia...Had a season-high six catches (for 38 yards) vs. Rhode Island...Played a vital role in the Sun Bowl victory over UCLA with four catches for 84 yards (21.0 avg.) and a TD. Made a crucial 17-yard catch on the final drive against the Bruins, helping to set up the game-winning field goal. **2021** – At Louisiana Tech, compiled 22 receptions for 430 yards (team-high 19.6 yards per catch) and two TDs in 11 contests (two starts). Registered multiple receptions in eight games...Averaged 20.3 yards per return on club-best 12 kickoff returns (244 yards)...Added an eight-yard rush and completed his only pass attempt of year for 22 yards at UTEP...Conference USA All-Freshman...Had season-high 94 receiving yards (on two catches) with a 72-yard TD at Mississippi State...Had five catches for 67 yards and a score at North Carolina State...Posted career-highs with four kickoff returns for 90 yards (22.5 avg.) with a long of 27 yards against UTSA. **2020** – Redshirted in first year at Louisiana Tech after transferring from Tennessee. **2019** – Spent season at Tennessee as a defensive back, appearing in four games.

PERSONAL – Garnered 25 scholarship offers out of Lovejoy (Ga.) HS, which he helped to the Georgia 6A state playoffs as a senior...Twice selected first-team

DRAFT PICKS

All-Region 4-6A...Compiled nearly 900 receiving yards with 11 touchdown catches over his final two varsity seasons...Missed part of his senior season in 2018, but still caught 19 passes for 460 yards and six TDs...Had over 400 receiving yards and five touchdown catches as a junior in 2017...Majored in communications...Jerrod Means was born Jan. 10, 2001 in Las Vegas, Nevada.

BUB MEANS

Year	School	RECEIVING							RUSHING				
		GP	GS	No	Yds	Avg	Lg	TD	Att	Yds	Avg	Lg	TD
2019	Tennessee	4	0	0	0	-	-	0	0	0	-	-	0
2020	Louisiana Tech	0	0	0	0	-	-	0	0	0	-	-	0
2021	Louisiana Tech	11	2	22	430	19.6	72	2	1	-8	-8.0	-8	0
2022	Pittsburgh	13	7	27	401	14.9	45	2	3	10	3.6	6	0
2023	Pittsburgh	12	10	41	721	17.6	75t	6	0	0	-	-	0
College Totals		40	19	90	1,552	17.2	75t	10	4	2	0.5	6	0

SINGLE-GAME HIGHS: Receptions – 9, at Wake Forest (10/21/23); Receiving Yards – 109, at Wake Forest (10/21/23); Long Reception – 75t, at Virginia Tech (10/1/23); Receiving TDs – 1 (10x), last at Duke (11/25/23).



JAYLAN FORD

53 | LB

HEIGHT: 6-2 • WEIGHT: 240

COLLEGE: TEXAS

JOINED SAINTS: 5TH ROUND (175TH OVERALL)

BORN: 11/28/01

COLLEGE CAREER – The Saints selected Jaylan Ford with the 175th overall pick in the fifth round of the 2024 NFL Draft out of Texas. The 6-2, 240-pound defender possesses a combination of speed, instincts and strength needed to excel on both defense and special teams. The Frisco, Texas native started 28-of-49 games for the Longhorns during his college career with totals of 287 tackles (141 solo), 27.5 stops for loss, three sacks, ten passes defended, six interceptions, four forced fumbles and three fumble recoveries. Heading into his rookie campaign, Ford will look to provide depth at the linebacker position and contribute on special teams.

CAREER TRANSACTIONS – Signed to a four-year contract, 5/9/24; Selected in the fifth round (175th overall) of the 2024 NFL Draft.

2023 – Butkus Award semifinalist...A consensus first-team All-Big 12 selection by (conference head coaches, the *Associated Press*, and Phil Steele) and *USA Today* All-Big 12...A Phil Steele honorable mention All-America selection...Appeared in and started all 14 games. Totaled 101 tackles (46 solo), 10.5 stops for loss, one sack, two interceptions, one forced fumble, one fumble recovery, six quarterback hurries and two pass breakups. Became the first Longhorn with back-to-back

DRAFT PICKS

100-tackle seasons since Keenan Robinson in 2010-11. Had at least five tackles in 13 games and seven-plus stops in nine contests...Had five tackles (one solo) and one interception vs. Rice, his seventh takeaway over his last eight games. Fifth career pick, the fourth Longhorn LB to achieve the feat...Registered eight tackles (four solo), one stop for loss and an interception at Baylor, his eighth takeaway over his last 11 games, including six interceptions. Named the Reese's Senior Bowl National Defensive Player of the Week...Posted six tackles (two solo), a season-high 2.5 stops for loss, one sack and one forced fumble at Houston... Had a season-high 11 tackles (four solo) with one tackle for loss and two quarterback hurries against BYU...Registered eight tackles (four solo), 1.5 tackles for loss and recovered one fumble against Kansas State...Reese's Senior Bowl invitee. **2022** - Named a third-team All-American by the *Associated Press*...A first-team All-Big 12 Selection by both the Big 12 Conference head coaches and the *Associated Press*...Dave Campbell's Texas Football Defensive Player of the Year...Played in 13 games with 12 starts...Totaled a career-high 119 tackles (61 solo), ten tackles for loss, two sacks, three forced fumbles, two fumble recoveries, four interceptions, two quarterback hurries and two pass breakups...Registered career-highs with 15 tackles (ten solo) and one forced fumble and notched half a sack versus UTSA...Recorded 12 tackles (eight solo), one stop for loss and one forced fumble at Texas Tech...Had 14 tackles (seven solo) and one tackle for loss against West Virginia...Made seven tackles (four solo), one stop for loss and had one pass breakup in a shutout of Oklahoma in the Red River Showdown... Registered eight tackles (two solo), one fumble recovery and had his first career interception against Iowa State. Tabbed the Big 12 Defensive Player of the Week for his performance against the Cyclones...Recorded six tackles (four solo), two tackles for loss and one sack at Oklahoma State...Made 10 tackles (six solo), had one forced fumble, one fumble recovery and an interception return for 18 yards at Kansas State. Netted Big 12 Defensive Player of the Week accolades for his standout performance against the Wildcats...Tallied nine tackles (three solo) and half a sack against TCU...Made five solo tackles and had a 12-yard interception return at Kansas...Registered 13 tackles (two solo), two stops for loss, one quarterback hurry, one pass breakup and an 18-yard interception return against Baylor. His interception against the Bears his fourth of season, tying the single-season interception record for a Texas linebacker, last accomplished by Derrick Johnson (2002 and 2003). Earned third Big 12 Defensive Player of the Week honor for efforts against Baylor, becoming the third Longhorn to earn the accolade three times in the same season (Johnson, '04; Jackson Jeffcoat, '13)... Totaled ten tackles (five solo) against Washington in the Alamo Bowl. Marked his seventh game with double-digit tackles in 2022 and the eighth of his career...119 season tackle total was the most for a Longhorn since 2014 (Jordan Hicks - 147; Steve Edmond - 131). All four of interceptions set up Texas TDs. **2021** - Played in all 12 games with two starts. Registered 53 tackles (29 solo) with a team-leading six stops for loss...Had three tackles (one solo) in Texas' season-opening win versus Louisiana-Lafayette...Collected 12 tackles (seven solo) with a stop for loss and a quarterback hurry against Oklahoma State...Made five tackles (three solo) including a stop for loss at West Virginia...Recorded six solo tackles and two stops for loss against Kansas State. **2020** - Played in all ten games, contributing primarily on special teams and started in the Valero Alamo Bowl versus Colorado. Logged 14 tackles (five solo) and one tackle for loss...Recorded three tackles (two solo) in his debut versus UTEP...Recorded a career-high seven tackles (two solo)

DRAFT PICKS

and one stop for loss in the regular season finale at Kansas State...Posted four tackles in the Alamo Bowl win over Colorado.

PERSONAL – A two-time All-State honoree who led Lone Star (Frisco, Texas) HS to the state semifinals as senior...Ranked No. 112 overall in Texas by Rivals...No. 988 nationally, No. 71 at outside linebacker, and No. 123 overall in Texas according to 247Sports...Rated No. 102 at outside linebacker and No. 156 overall in Texas by ESPN...Ranked No. 51 in SportsDay’s Top 100 Recruits by the Dallas Morning News...Named second-team 5A All-State in 2019, when he amassed 142 tackles (115 solo), including 11 stops for loss, a sack, six pressures, an interception, a pass defense and a forced fumble. Part of a defense that allowed just 15.7 points per game, including six games of seven points or fewer, including two shutouts. Helped Lone Star to a 14-1 overall record, including a 7-0 district mark/title, and an appearance in the 5A Division 1 state semifinals. Named third-team 2019 Super Team and to the Texas Top 300 by Dave Campbell’s Texas Football...Earned honorable mention 5A All-State honors as a junior in 2018 and named Defensive MVP of District 5-5A Division 1, when he compiled 105 tackles, including eight stops for loss, with eight passes defended, three forced fumbles and three interceptions. Part of a defense that allowed just 11.3 points per game, including 31 points in their first six games, two of which were on a safety, and seven total games of seven points or less. Helped Lone Star to a 10-3 record, including a 6-1 district mark and 5A Division I regional playoffs appearance...Tabbed the District 13-5A Defensive Newcomer of the Year in 2017 as a sophomore. Part of a defense that allowed just 13.1 points per game, including four shutouts. Helped Lone Star to a 12-2 overall record, including a 7-0 district mark/title, and an appearance in the 5A Division 2 quarterfinals.

JAYLAN FORD

Year	School	GP	GS	Tot	TACKLES				INTERCEPTIONS					FUMBLES			
					Solo	Asst	Sk	Yds	No	Yds	Lg	TD	PD	FF	FR	Yds	
2020	Texas	10	0	14	5	9	0.0	0.0	0	0	0	0	0	0	0	0	0
2021	Texas	12	2	53	29	24	0.0	0.0	0	0	0	0	0	0	0	0	0
2022	Texas	13	12	119	61	58	2.0	21.0	4	48	18	0	6	3	2	0	0
2023	Texas	14	14	101	46	55	1.0	9.0	2	5	5	0	4	1	1	0	0
College Totals		49	28	287	141	146	3.0	30.0	6	53	18	0	10	4	3	0	0

SINGLE-GAME HIGHS: Tackles – 15, vs. UTSA (9/17/22); Sacks – 3, vs. UNLV (10/22/22); Interceptions – 1 (6x), last at Baylor (9/23/23); Long Interception Return – 18 (2x), last vs. Baylor (11/25/22); Passes Defended – 1 (10x), last vs. Texas Tech (11/24/23); Forced Fumbles – 1 (4x), last at Houston (10/21/23); Fumble Recoveries – 1 (3x), last at Kansas State (11/4/23).

DRAFT PICKS



**KHRISTIAN
BOYD**

97 | DT

HEIGHT: 6-2 • WEIGHT: 320

COLLEGE: TEXAS

JOINED SAINTS: 6TH ROUND (199TH OVERALL)

BORN: 11/28/01

COLLEGE CAREER – A big-bodied interior defender who cranked up his pressure totals for Northern Iowa in 2023, the New Orleans Saints selected Khristian Boyd in the sixth round (199th overall) of the 2024 NFL Draft. During his college career, Boyd appeared in 49 games and recorded 149 tackles (59 solo), 22.5 stops for loss, 10.5 sacks, five passes defended and two forced fumbles.

CAREER TRANSACTIONS – Signed to a four-year contract, 5/9/24; Selected in the sixth round (199th overall) of the 2024 NFL Draft.

2023 – All-Missouri Valley Football Conference first-team...FCS third-team All-American (*AP*, *STATS Perform*, *FCS Football Central*)...2024 Hula Bowl invitee...Started all 11 games on the defensive line...Had 43 tackles (17 solo), including 6.5 stops for loss of 28 yards, 3.5 sacks for a loss of 23 yards and a pass defense...Finished with five tackles and a sack/stop for loss at Idaho State, Sept. 16...Made five tackles, 1.5 stops for loss and a split sack at Indiana State, Oct. 7...Made seven tackles and one sack vs. North Dakota State, Nov. 18.

2022 – Consensus second-team All-MVFC...Played in ten games and recorded 32 tackles (12 solo), five stops for loss, a sack, two passes defended and two forced fumbles...Notched six tackles and one sack/stop for loss vs. Indiana State, Oct. 1...Had a solo tackle and a forced fumble vs. Utah Tech, Oct. 15...Posted one solo stop for loss and a forced fumble at Southern Illinois, Oct. 29. **FALL 2021** – Started two of ten games and tallied 20 tackles (seven solo tackles), 3.5 tackles for a loss for 11 yards, and two sacks for a loss of ten yards...Best game was against Western Illinois, Nov. 20, with two tackles for loss/sacks for a loss of ten yards.

SPRING 2021 – Started all seven games played and finished with 24 tackles (13 solo) and added one pass defense. Tied for second on the team with 3.5 sacks for a loss of 19 yards. Ranked third on the team with 5.5 stops for loss...Recorded a career-high two sacks and 2.5 stops for loss as part of seven tackle (five solo) day at Youngstown State, Feb. 27, in 21-0 shutout win...Had seven stops and a split sack/half stop for loss vs. Illinois State, March 6...Finished game with seven tackles (six solo), 2.5 stops for loss, one sack and one pass breakup at Western Illinois, March 27. **2019** – Appeared in ten games and recorded 25 tackles (nine solo), two stops for loss, a split sack for a two-yard loss and one pass defense...Notched a career-high nine tackles at James Madison, Dec. 13. **2018** – Redshirted...Played against Indiana State, Sept. 27 and recorded two tackles.

PERSONAL – Three-star prospect was rated as the 31st-best recruit in the state of Missouri by 247Sports.com out of Blue Springs (Mo.) HS...Claimed All-State, All-Conference and All-District recognition as a senior, when he earned team

DRAFT PICKS

captain status with the Wildcats and notched 54 tackles (22 solo), four sacks, two forced fumbles and one fumble recovery...Led his team to back-to-back runner-up finishes in the Missouri state championship...Earned an 11-3 record with the Wildcats in 2017...Also lettered in basketball and track & field...Volunteered in free time with Micah Ministries and Won By One to Jamaica...Graduated with a bachelor's degree in movement and exercise science with a minor in strength condition, sports administration and coaching.

KHRISTIAN BOYD

Year	School	GP	GS	TACKLES				Yds	INTERCEPTIONS					FUMBLES			
				Solo	Asst	Sk			No	Yds	Lg	TD	PD	FF	FR	Yds	
2018	Northern Iowa	1	0	2	1	1	0.0	0.0	0	0	-	0	0	0	0	0	0
2019	Northern Iowa	10	2	25	9	16	0.5	2.0	0	0	-	0	1	0	0	0	0
SP2021	Northern Iowa	7	7	27	13	14	3.5	19.0	0	0	-	0	1	0	0	0	0
FL2021	Northern Iowa	10	2	20	7	13	2.0	10.0	0	0	-	0	0	0	0	0	0
2022	Northern Iowa	10	10	32	12	20	1.0	5.0	0	0	-	0	2	2	0	0	0
2023	Northern Iowa	11	11	43	17	26	3.5	23.0	0	0	-	0	1	0	0	0	0
College Totals		49	32	149	59	90	10.5	59.0	0	0	-	0	5	2	0	0	0

SINGLE-GAME HIGHS: Tackles – 9, at James Madison (12/13/19); Sacks – 2 (2x), at Youngstown State (2/27/21) and vs. Western Illinois (11/20/21); Passes Defensed – 1 (5x), last vs. Western Illinois (11/4/23); Forced Fumbles – 1 (2x), last at Southern Illinois (10/29/22).



JOSIAH EZIRIM

72 | T

HEIGHT: 6-6 • WEIGHT: 320

COLLEGE: EASTERN KENTUCKY

JOINED SAINTS: 7TH ROUND (239TH OVERALL)

BORN: 5/21/01

COLLEGE CAREER – An offensive lineman who has shown promise the past two seasons at right tackle after converting from defensive tackle, New Orleans selected Ezirim in the seventh round (239th overall) of the 2024 NFL Draft out of Eastern Kentucky. A two-time All-Conference selection and 2024 FCS All-American, Ezirim was a key anchor on the Colonels' offensive line for their conference's most productive offense (437.4 yards per game.).

CAREER TRANSACTIONS – Signed to a four-year contract, 5/9/24; Selected by the Saints in the seventh round (239th overall) of the 2024 NFL Draft.

2023 – Ezirim started all 11 games for Eastern Kentucky at right tackle, contributing to the Colonels' achievement of having the top offense in the United Athletic Conference (437.4 ypg.). They totaled 4,811 yards on the season, scoring 37 touchdowns and averaging 29.5 points per game...He was selected as an Associated Press third-team All-American, voted first-team All-UAC by the league coaches and Phil Steele's UAC Offensive Lineman of the Year. Earned an invitation to the East-West Shrine Bowl, where he was coached by Saints Pro Football

DRAFT PICKS


Hall of Fame Finalist/Offensive Assistant Jahri Evans, and was invited to the NFL Scouting Combine. **2022** – Phil Steele fourth-team All-Atlantic Sun Conference selection, when he played in all 12 games and opened the final eight contests at right tackle...Part of a line that helped ECU rank third nationally in passing offense per game (329.7 ypg.), fifth in third-down conversion percentage (51.9), tenth in total offense per game (451.3 ypg.), 11th in scoring offense (36.2 ppg.), and 18th in red zone offense (87.9 pct.)...Helped ECU tally its highest point total in program history. **2021** – Converted to the offensive side of the ball and played in five games for Eastern Kentucky **2020** – Saw action in six games along the defensive line and on special teams and recorded nine tackles...Had four tackles in the opener at Marshall, Sept. 5...Finished with four tackles in the 2020 Opportunity Bowl victory against Western Carolina, Nov. 21. **2019** – Played in ten games along the defensive line and finished his first season with three tackles.

PERSONAL – Helped Hilliard (Ohio) Davidson HS to an 11-2 record, a conference championship and a regional runner-up finish as a senior in 2018...Finished the season with 67 tackles (25 solo), three sacks and one forced fumble...Had 39 tackles and three sacks as a junior in 2017...Full name is Josiah Nnamdi Ezirim... Father, Emmanuel, moved from Nigeria to the United States when he was 13 and played soccer at Ohio State...Majored in business.

JOSIAH EZIRIM

Games Played/Started: Eastern Kentucky – (2019, 10/0); (2020, 6/0); (2021, 5/0); (2022/12/8); (2023 11/11) College Totals: 44/19.

ADDITIONAL ROOKIES & FIRST YEAR PLAYERS



KYLER BAUGH

MINNESOTA (6-2, 305)
NFL EXPERIENCE: R

69 | DT

Agreed to terms as an undrafted free agent, 4/27/24... Talihiina, Okla. native enrolled at Minnesota in January, 2022 with two seasons of eligibility after transferring from Houston Baptist and played in 26 games and made 77 tackles, seven stops for loss and four sacks, broke up four passes, forced a fumble and recovered a fumble...Earned All-Big Ten Honorable Mention both seasons and Academic All-Big Ten in 2023...Played in 13 games in 2023 and made 41 tackles (18 solo), 5.5 stops for loss, three sacks, broke up three passes, forced a fumble and recovered one fumble...Broke up one pass, had two sacks and made three tackles vs. Eastern Michigan...Broke up one pass, notched a split sack, had one stop for loss and totaled five tackles at North Carolina...Registered two tackles, one stop for loss, one forced fumble and one fumble recovery at Northwestern...Had four tackles and half a stop for loss at Iowa...Totalled five tackles and had a split sack against Illinois...Recorded six tackles and one pass breakup against Wisconsin...In 2022, played in 13 games and made 36 tackles (13 solo) and had 1.5 sacks, one stop for loss and one pass defense...Made Minnesota debut and totaled three tackles vs. New Mexico State...Had two tackles and broke up one pass at Michigan State...Registered four tackles against Purdue...Recorded five tackles and one half stop for loss at Illinois...Made three tackles at Penn State...Had a split sack and four tackles at Nebraska...Recorded three tackles and notched a split sack vs. Syracuse...Spent three seasons (2019-21) at Houston Baptist where he played in 26 games with 18 starts and made 104 tackles, which included 11 stops for loss and five sacks, four passes defended, a forced fumble and a fumble recovery...In 2021, played in 11 games with eight starts, recording 52 tackles with 4.5 stops for loss, including 3.5 sacks...Tallied a career-best nine tackles against Northern Colorado...Played in all four games in COVID-19 pandemic shortened 2020 season and had 11 tackles, including season-high six stops at Texas Tech...In 2019, played in 11 games as freshman, recording 41 tackles, six stops for loss, 1.5 sacks, one quarterback hurry and four passes defended...Made a season-high seven tackles twice...Three-time Southland Conference Commissioner's Academic Honor Roll (2019-21) selection...Graduated from Minnesota with a bachelor's degree in human resource development...Three-year letterman at Talihiina (Okla.) HS for Head Coach Kelly Gravitt...As a senior, made 122 tackles and was named a Vype 100 Player in Oklahoma...Made 119 stops as a junior in 2018 and earned 6A Defensive Player of the Year, all-state and Black Diamond All-Conference honors...Was a member of the Oklahoma Indian Honor Society Superintendent Honor Roll all four years...Born on Nov. 28, 2001 in Talihiina, Okla.



MILLARD BRADFORD

TCU (5-10, 190)
NFL EXPERIENCE: R

38 | S

Agreed to terms with Saints, 4/27/24...Played five years at TCU and was a two-time Honorable Mention All-Big 12 selection (2022-23)...Finished his Horned Frog career with 231 stops (175 solo), 16.5 tackles for loss, one sack for a nine-yard loss, four interceptions, 21 passes defended,

ADDITIONAL ROOKIES & FIRST YEAR PLAYERS

two forced fumbles and two fumble recoveries...In 2023, ranked fifth on TCU with 54 tackles...Had one interception, one pass defense and five tackles (four solo) vs. Texas...Also had a pick/pass defense to go with three stops in 44-11 win over BYU...Totalled season-best nine tackles (seven solo) at Kansas State...Finished with eight stops at Oklahoma...Forced one fumble and made the fumble recovery to go with one pass defense and five tackles vs. Colorado...Totalled six stops in the 42-17 victory over Baylor...Had six solo stops and one pass defense at Texas Tech...In 2022, finished fifth on the team with 58 tackles while ranking third with eight pass breakups. Started all 12 games he played, missing three contests at midseason due to injury...Had a team-best and season-high eight tackles, including two for loss, with a pass breakup in the College Football Playoff Semifinal win over Michigan...Returned an interception 36 yards for a touchdown in a 62-14 victory over Iowa State...Totalled at least seven tackles and one pass defense in four of the last five contests, including the 29- 28 win at Baylor, the Big 12 Championship Game and College Football Playoff National Championship...Began the year with two passes defended and four solo stops in the 38-13 victory at Colorado...Had six stops (five solo) in the 55-24 rout of Oklahoma...Had five tackles with one for loss as TCU held Texas to 199 yards of offense in a 17-10 win in Austin...Also had a tackle for loss as part of a five-stop effort in the 34-24 victory over Texas Tech...In 2021, played in 11 games with starts in eight of the final nine contests, missing the West Virginia game due to injury. Finished fourth on TCU with 52 tackles (41 solo), including 2.5 stops for loss, a sack for a nine-yard loss, one interception and three passes defended...Totalled team-best and a season-high ten tackles at Oklahoma State...Recorded five stops, including first career sack, in 30-28 win over No. 12 Baylor...Had an interception vs. Texas to go with eight stops, including one tackle for loss, in just second career start...Also posted eight tackles and a pass defense at Oklahoma...Had a pass defense and two stops in 52-31 win at Texas Tech...Closed out 2021 campaign with team-high seven tackles at Iowa State...Appeared in all ten games in 2020 with his first career start coming in 59-23 win at Kansas. Totalled a career-high 3.5 tackles for loss among eight stops against the Jayhawks...Came back the next week with another eight tackles and a pass defense in the 29-22 win over No. 15 Oklahoma State...Placed fifth on TCU with 44 tackles (35 solo), 6.5 stops for loss and one pass defense...Had one tackle for loss as part of a five-stop effort in 33-23 win at Baylor...Recorded seven stops, including one tackle for loss, vs. Oklahoma...Had one tackle for loss as part of four-stop effort vs. Kansas State...In 2019, played in all 12 games. Placed 12th on TCU with 23 tackles and tied for third with four special teams stops...Had two tackles for loss as part of a career-high 13 stops (ten solo), at Oklahoma, including a spectacular strip and recovery of the ball in the same motion while tackling quarterback Jalen Hurts...Recorded three tackles versus Baylor...Graduated with a bachelor's degree in youth advocacy/social work...Rated by 247Sports as the No. 1 prep school player in the country at Fork Union Military Academy...Ranked as the nation's No. 54 safety prospect coming out of O'Connor (Helotes, Texas) HS...Born on September 24, 1999 in Deridder, La.

ADDITIONAL ROOKIES & FIRST YEAR PLAYERS



MARK EVANS II

ARKANSAS-PINE BLUFF (6-4, 295)

NFL EXPERIENCE: 1

68 | OL

Signed by Saints to a reserve/future contract, 1/8/24... Signed to Saints practice squad, 9/27/23...Waived by New Orleans, 8/29/23...Agreed to terms with the New Orleans Saints, 4/30/23...He appeared in 45 games with 40 starts in his career at Arkansas-Pine Bluff, primarily at LT...Started all ten games at LT in 2022, earning first-team All-SWAC for third consecutive season...Started all ten games at LT in 2021, earning first-team All-SWAC for second consecutive season...Started all five games he played in at LT in the spring, 2021 (2020 season postponed due to COVID-19), helping the Golden Lions reach the SWAC championship game, earning his first of three consecutive first-team All-SWAC selections...Started every game at left tackle in 2019, emerging as one of the league's top linemen. Offensive line allowed second-fewest sacks in SWAC (18). Helped Taeyler Porter become only third player in program history with back-to-back 1,000-yard rushing seasons. Offense posted seven games of 30+ points or more, including back-to-back 50+ point games at Alabama A&M and vs. Langston. Offensive unit posted season-best 614 total yards at Alabama A&M, one of eight 400+ yard total offense games on season...Started four-of-nine games as a freshman in 2018. Offense produced four 500+-yard total offense games, including season-high 579 vs. Morehouse. Opened holes for Porter's career-best 38-carry, 226-yard 3-TD game at Grambling...Prepped at C.E. King (Houston, Texas) HS.



MATTHEW HAYBALL

VANDERBILT (6-0, 189)

NFL EXPERIENCE: R

43 | P

Agreed to terms with the New Orleans Saints, 4/27/24... Punted last two college seasons at Vanderbilt after serving as Florida Atlantic's punter for three seasons...Finished as Vandy's all-time leader in punting average (46.5)... Named All-American (second-team) in 2023 by Walter Camp, FWAA, AP, The Athletic and Phil Steele as Vanderbilt's first All-American since 2016 and first All-American punter since 1996. First-team All-SEC punter (coaches and Phil Steele). A Ray Guy Award Finalist and College Football Network SEC Punter of the Year, who accepted an invitation to the Shrine Bowl. SEC Fall Academic Honor Roll...Averaged 47.6 yards per punt in 2023, the second-best single-season punting average in school history and ranked seventh nationally in net punting (43.1). One of only 14 punters in the nation with a long punt of 71 yards or more...At the end of the regular season, was the only active punter across all divisions of NCAA football to have eclipsed 13,000 career punting yards...Had five punts inside the 20 at South Carolina, tying his season-best...Named Ray Guy Award Punter of the Week after his performance in the game versus Kentucky, when he punted seven times for an average of 50.3 yards per punt, which is the highest punting average by a Vanderbilt punter in a game since 2002...Career-long punt of 71 yards in win over Hawaii...In 2022, punted 59 times for an average of 45.4 yards, ranked second in the SEC and 11th nationally. Had a long of 65 yards, pinned opponents inside the 20-yard line 21 times and forced a fumble at Alabama...Served as Florida Atlantic's punter for three seasons...In 2021, totaled

ADDITIONAL ROOKIES & FIRST YEAR PLAYERS

61 punts for 2,785 yards with the Owls, good for an average for 45.6 yards per punt...Named Conference-USA Honorable Mention in 2021 and 2020, also making the C-USA All-Academic Team...Finished freshman season in 2019 ranked 33rd nationally with 43.5 yards per punt...Graduated with a bachelor's degree in finance at FAU and pursued a graduate degree in leadership and organizational performance at Vanderbilt...West Adelaide, Australia native attended Sacred Heart College (grades 7-12 in Australia)...Born March 12, 1997.




SINCERE HAYNESWORTH

TULANE (6-1, 310)
NFL EXPERIENCE: R

61 | C

Agreed to terms with the New Orleans Saints, 4/27/24... Five-year starter for the Green Wave who anchored the interior of their offensive line, playing a key role in the program's resurgence both as a blocker and with his leadership abilities...Tabbed the American Athletic Conference's Center and Offensive Lineman of the Year by College Football Network in 2023...Claimed second-team Group of Five All-America honors from HERO Sports...Named a fourth-team All-American and first-team All-AAC pick (Phil Steele and league coaches)...Helped Tulane total 5,181 yards in total offense and 41 touchdowns...The team scored over 20 points 12 times and over 30 points in six contests with a high of 37 against South Alabama...In 2022, a first-team All-American Athletic Conference selection...Played and started all 14 games at center...Helped clear the way for the AAC Offensive Player of the Year (Tyjae Spears), the Offensive MVP of the AAC Championship Game (Michael Pratt) and the Offensive MVP of the Goodyear Cotton Bowl (Spears)...Tulane averaged 36 points, 204.8 rushing yards and 236.6 passing yards per game...The team put up a total of 6,179 yards and 64 offensive touchdowns during the season...Started all 12 games at center in 2021...Part of an O-line unit that blocked for the Olive and Blue as they averaged 164.9 yards rushing per game...Led an O-line that helped Tulane gain more than 100 yards on the ground in 10 out of 12 games...Earned All-AAC recognition for the second consecutive season as an honorable mention selection...Started all 12 games for the Green Wave at center in 2020, the only player on the line to start all 12 games...Blocked in an O-line unit that led the way for Tulane to average 217.1 rushing yards per game...Made 11 appearances and five starts as a true freshman in 2019...Graduated with a degree in psychology...Earned three-star ratings from 247Sports.com and Rivals.com at Pearland (Texas) HS...Finished his senior year at Pearland with a 7-0 record in 6A Region III District play, going 10-1 overall to earn a spot in playoffs...Led his team to the second round of the Texas State Championship in 2015 and 2016...Born on April 13, 2001 in Buffalo, N.Y.



KYLE HERGEL

BOSTON COLLEGE (6-2, 315)
NFL EXPERIENCE: R

60 | G

Agreed to terms with the New Orleans Saints as an undrafted free agent, 4/27/24...At North Dakota (2018-21), Texas State (2021-22) and Boston College (2023), appeared in 57 games with 56 starts on the offensive

ADDITIONAL ROOKIES & FIRST YEAR PLAYERS

line...Started all 13 games for the Eagles at left guard in 2023 and was selected Honorable Mention All-ACC...Started all 12 games he played in for Texas State at right guard in 2022 and earned Pro Football Focus All-Sun Belt first-team... Started all 12 games for the Bobcats in the Fall of 2021, playing 855 snaps at left guard and four snaps at right guard, after transferring and earned All-Sun Belt Honorable Mention...In the Spring of 2021, started the season's first five games for North Dakota...In 2019, broke into the lineup, opening all 12 games at right guard for the Fighting Hawks and earned All-Football Championship Subdivision Independent Newcomer of the Year...Graduated from Texas State with a degree in occupational workplace leadership and received a master's degree in Sports Administration from BC...Attended Clarkson Football North (Mississauga, Ontario, Canada) HS, where he was a three-star recruit by 247 Sports and captain... Born on October 7, 1999 in Toronto, Ontario, Canada.



DALLIN HOLKER

COLORADO STATE (6-3, 241)
NFL EXPERIENCE: R

85 | TE

Agreed to terms with Saints as an undrafted free agent, 4/27/24...Played at Colorado State in 2023 and enjoyed one of the most productive single-seasons by any Ram in program history...Unanimous second-team All-American by all five NCAA selectors, John Mackey Award finalist and NFL Scouting Combine participant...Team captain tallied 767 yards on 64 receptions with six touchdowns...Reception and yardage totals were the most by any FBS tight end during the regular season...767 receiving yards were the second-most in a single-season by a CSU tight end...64 receptions were the third-most in a single-season by a CSU tight end...Spent three seasons at BYU (2018-22), with the 2019 and 2020 seasons on his mission in Vina del Mar, Chile... Recorded 42 receptions for 521 yards and three touchdowns in his BYU career... Appeared in three games in 2022, finishing with nine catches for 86 yards and one touchdown...Played in all 13 games in 2021, with 14 catches for 200 yards and one TD...Played in 13 games as a freshman (2018), starting four, totaling 19 receptions for 235 yards and a TD...Played at Lehi (Utah) HS...A three-star recruit by 247Sports, Rivals and ESPN...Ranked No. 16 player Utah by 247Sports...Led Lehi to the state championship as a senior...Named 2017 *Deseret News* 5A MVP... *Salt Lake Tribune* 5A All-State first-team...Posted 97 receptions, 1,766 yards and 22 touchdowns as senior, the second-most yards in state history, despite missing two games...Had over 100 receiving yards in eight of 12 games and went over 150 in six contests in senior campaign...Averaged 147.2 receiving yards per game, when he recorded 105 receptions for 1,295 yards and 11 TDs as junior...Also played basketball at Lehi...Wife, Taye Raymond-Holker, also transferred from BYU and was on the Colorado State track & field team as a sprinter and jumper and won two Mountain West Conference championships in 2022-23...Also fluent in Spanish...Born on April 7, 2000 in Lehi, Utah.

ADDITIONAL ROOKIES & FIRST YEAR PLAYERS



JERMAINE JACKSON

IDAHO (5-7, 170)
NFL EXPERIENCE: R

80 | WR

Agreed to terms with Saints, 4/27/24...Played four seasons at Idaho after transferring from the College of San Mateo (Calif.)...In 2023, was named a team captain by teammates and appeared in all 13 games, making 48 receptions for 593 yards (12.4 avg.) with two receiving touchdowns and two off of punt returns. Did all punt returns for the Vandals (18) to gain 332 yards (18.4 avg.). Completed 18 kickoff returns for a total of 478 yards (26.6 avg.)...Saw some action on the ball, taking seven receptions to grab 89 total yards at Cal Poly...Received Big Sky Special Teams Player of the Week honors after an 84-yard kickoff return against Eastern Washington for a career-high 151 kick return yards and 225 all-purpose yards...Earned another Big Sky Special Teams Player of the Week award after a 79-yard punt return for a TD against Idaho State...Returned a punt 86 yards for a touchdown in second round FCS Playoff win over Southern Illinois...Racked up honors on All-Big Sky second-team as a receiver and as a punt returner...In 2022, Appeared in all 12 games for the Vandals. Recorded 54 receptions for 1,049 yards and four touchdowns. Earned first-team Big Sky Conference honors at wide receiver and at punt returner. Had four games with over 100 yards receiving, including a career high 132 yards and one touchdown against Portland State...Tallied 15 punt returns for 208 yards (13.9 avg.), including a 79-yard touchdown against Drake. Had three kickoff returns on the year, including a 95-yard TD against Southeastern Louisiana in first round of FCS Playoffs. Led the Big Sky and ranked 11th in the FCS for yards per reception (19.4). Ran nine times for 48 yards...Caught a 20-yard TD pass and returned a punt 79 yards for a score in opening win vs. Drake for 192 all-purpose yards...In Fall of 2021, appeared in four games to reserve a redshirt and caught eight passes for 93 yards...In the Spring of 2021, appeared in one contest and returned two kickoffs for 62 yards before sustaining a season-ending knee injury...Graduated with a communications degree...Competed for the College of San Mateo for two seasons...First-team All-State as a receiver and returner as a sophomore in 2019, when he helped lead San Mateo to the CCCAA Northern California Football Conference Championship and finished with 47 receptions for 622 yards and five TDs...Prepped at San Leandro (Calif.) HS...Born on June 2, 2000 in Oakland, Calif.



MICHAEL JACOBSON

IOWA STATE (6-7, 244)
NFL EXPERIENCE: 1

86 | TE

Signed by New Orleans to a reserve/future contract, 1/9/24...Signed to the Saints practice squad, 9/13/23...Waived by Indianapolis, 8/27/23...Re-signed by Indianapolis, 8/5/23; Waived by the Colts, 8/30/22...Signed by Indianapolis to a reserve/future contract, 1/10/22...Signed to the Colts practice squad, 10/5/21...Released from the Seattle Seahawks practice squad, 9/25/21...Signed to the Seahawks practice squad, 9/15/21...Waived by Seattle, 8/10/21...Signed by the Seahawks, 8/6/21...After spending parts of two seasons in Indianapolis and Seattle, Jacobson spent the majority of the

ADDITIONAL ROOKIES & FIRST YEAR PLAYERS

2023 campaign on New Orleans' practice squad...Rated the top basketball player in Iowa by 247Sports after prepping at Waukee HS...Went on to play four years of basketball at Nebraska (2015-17) and Iowa State (2018-20)...Had an offer to play football at Iowa State before deciding to play basketball at Nebraska...Started 123 games during collegiate basketball career with his best season coming in 2018-19 with Iowa State, where he averaged 11.1 points per game and a team-high 5.9 rebounds per game...Majored in finance...His father, Bill, played basketball at Nebraska-Omaha and his grandfather, Bob, competed in football and baseball at Iowa State...Born 4/4/1997.




TRAJAN JEFFCOAT

ARKANSAS (6-4, 266)
NFL EXPERIENCE: R

76 | DE

Agreed to terms with the Saints, 4/29/24...In five college seasons between Missouri (2018-22) and Arkansas (2023), Jeffcoat appeared in 60 games and totaled 101 tackles (68 solo), 15.5 sacks, 28 stops for loss, two forced fumbles and a fumble recovery...Two-time SEC Academic Honor Roll selection (2020-21)...Started all 12 games in 2023 for the Razorbacks, making 16 stops with 8.5 tackles for loss and four sacks. Led the team with 29 quarterback pressures and 18 hurries according to Pro Football Focus...Started 11-of-13 games in his final season at Missouri in 2022, adding 21 tackles and one sack...Started all 13 games in 2021 and recorded 34 stops (23 solo), ten tackles for loss, 3.5 sacks, one forced fumble and one fumble recovery...In 2020 Covid-19 shortened campaign, was selected first-team All-SEC (AP and conference coaches) after totaling 23 tackles (18 solo), six stops for loss, a team-high six sacks and a forced fumble in nine contests...Redshirted in 2019...In 2018, saw action in all 13 games as a true freshman, adding seven tackles (six solo) and a stop for loss/sack...Graduated from Missouri with a degree in general studies...Rated a three-star prospect by Rivals and No. 19 prospect in South Carolina after leading Irmo (Columbia, S.C.) HS with 13 sacks and 23 additional quarterback hurries as a senior in 2017...Born on October 7, 1999 in Orangeburg, S.C.



LAWRENCE JOHNSON

SOUTHEAST MISSOURI STATE (6-0, 205)
NFL EXPERIENCE: R

37 | S

Agreed to terms as an undrafted free agent, 4/27/24...Six-year letterman at Southeast Missouri State, who played in 55 games and recorded career totals of 283 tackles (179 solo), 18.5 stops for loss, five sacks for a loss of 37 yards, two interceptions, 23 passes defended, three forced fumbles and three fumble recoveries...In 2023, Played in ten games and was credited with 65 tackles (43 solo), five stops for loss, one sack, five passes defended, two forced fumbles and one fumble recovery, earning Big South-Ohio Valley Conference Association second-team All-Conference honors. Selected to the 2024 Hula Bowl...Finished with five tackles and a half stop for loss vs. Lindenwood...Finished with nine tackles (team-high six solo), a half stop for loss and one pass defense vs. Eastern Illinois...Posted seven tackles at Tennessee Tech...In 35-31 win at Nicholls State, made eight tackles, 1.5 stops for loss and

ADDITIONAL ROOKIES & FIRST YEAR PLAYERS

one pass defense...In 2022, was first-team All-OVC and was named to three different All-America teams, including the American Football Coaches Association (second-team), Stats Perform (third-team) and Phil Steele (third-team). Started 12 games in the secondary and was Southeast Missouri's second-leading tackler with 86 stops (45 solo). Led team with ten tackles for loss and tied for first with four sacks. Added one interception, a team-high nine passes defended and a fumble recovery returned for a touchdown. Turned in double-digit tackles in four games. Ninth in the OVC in tackles, 11th in sacks and fourth in stops for loss... Finished with a season-high 12 tackles in opener at Iowa State...Posted ten tackles vs. Central Arkansas, vs. Tennessee Tech and at Montana...Returned his only interception of the season 14 yards vs. Tennessee Tech...Scored a TD when he returned a fumble 13 yards at Montana...Notched season-high two sacks for a loss of 27 yards to go with six tackles at Tennessee State...Earned OVC Defensive Player of the Week honors for performance against Tennessee Tech...In 2021, played in first six games and made three starts at strong safety before suffering season-ending shoulder injury. Finished with 23 tackles (14 solo). Had one fumble recovery...Tallied season-high eight tackles at Missouri...Added six stops and a fumble recovery at Sam Houston State...In 2020, started eight games at strong safety. Led the team in total tackles (55) and solo stops (36). Had one stop for loss, five passes defended and one forced fumble. Ranked ninth in the OVC with 6.9 tackles per game. Posted three double-digit tackle performances highlighted with season-high 12 stops vs. Tennessee Tech...Added seven tackles, an interception and one pass defense at Southern Illinois...Led the team in tackles in each of the final three games...In 2019, played in 13 games with 11 starts and ranked fourth on team with 53 tackles (40 solo), two stops for loss and three passes defended...Finished with season-high nine tackles, (all solo), vs. Tennessee Tech...Finished with seven tackles vs. West Virginia State, at Jacksonville State and vs. Illinois State...In 2018, played in eight games on special teams as freshman and recorded a stop...Graduated with bachelor's degree in corporate communications...Completed 69-of-127 passes for 1,214 yards and seven touchdowns as a senior at Riverview Gardens (St. Louis, Mo.) HS. Ran for 799 yards and an additional nine scores, averaging 9.4 yards per rush...Threw for 908 yards and six TDs on 57-of-126 passes as a junior. Carried the ball 45 times for 127 yards and five more TDs...Born on September 2, 1999.



JACOB KIBODI

LOUISIANA-LAFAYETTE (6-1, 225)

NFL EXPERIENCE: R

35 | **RB**

Agreed to terms, 4/27/24...Transfer finished his college career with the Ragin' Cajuns from 2021-23 after starting out at Texas A&M from 2017-19...In 2023, played in 12 games and carried 129 times for 729 yards with seven touchdowns and caught nine passes for 79 yards with one TD, reaching the century mark rushing three times...Carried ten times for 54 yards and had a career-long 37-yard catch at Old Dominion...Carried seven times for 108 yards with one TD, including a 59-yard carry, at UAB...Vs. Buffalo, carried seven times for 100 yards with two TDs, including a 69-yard carry, and caught a pass for a 16-yard gain...At Minnesota, carried seven times for 65 yards, including a 52-yard carry...At South Alabama, carried 23 times for 119 yards, including a 56-yard rush, with two TDs...In 2022, had 169 rushing yards on 37 carries (4.6 avg.) in nine games...Most utilized in a win over Arkansas State

ADDITIONAL ROOKIES & FIRST YEAR PLAYERS

where he set season-highs in attempts (12) and yards (54)...Played in one contest in 2021...Appeared in 15 games for the Aggies before transferring...In 2019, played in seven games and carried 31 times for 123 yards with one TD and caught six passes for 37 yards...His best game of the season came vs. Lamar when he rushed 11 times for 47 yards with a TD...As a sophomore, appeared in two games and rushed three times for 26 yards...Rushed for 121 yards and one score as a freshman in 2017...Graduated with a degree in business...Rushed for 1,208 yards and 12 TDs on 141 carries as a senior in 2016 at Christian Life (Baton Rouge, La.) Academy, where he was rated as a consensus three-star recruit and one of the top 50 players in the state of Louisiana...Younger brother, Caleb, plays linebacker at ULL...Last name is pronounced Kuh-Bo-Dee...Born on Oct. 4, 1998 in Baton Rouge, La.



JORDAN MIMS


FRESNO STATE (6-0, 205)

NFL EXPERIENCE: 1

33 | **RB**

Signed by New Orleans to reserve/future contract, 1/9/24...Elevated by New Orleans to active roster (standard), 1/6/24; Re-signed to New Orleans practice squad, 10/23/23; Waived by New Orleans, 10/19/23...Signed by New Orleans to active roster, 10/14/23...Signed to New Orleans practice squad, 8/31/23...Waived by Buffalo, 8/29/23...Signed by Buffalo as an undrafted free agent, 5/12/23...Appeared in two contests for Saints in 2023, recording one assisted special teams tackle at Houston, Oct. 15...Played at Fresno State from 2017-22, where he had 3,285 yards rushing, fourth on school's all-time list, on 679 carries (4.8 avg.) and 37 touchdowns, while averaging 4.8 yards per carry...Also caught 91 passes for 971 yards and eight TDs...Earned first-team All-Mountain West honors in 2022 with 261 carries for 1,372 yards (5.3 avg.) and 18 TDs, becoming the first Bulldog to top the 1,000-yards rushing mark since 2014...Added 21 receptions for 126 yards and a TD...In his final collegiate game, earned the Jimmy Kimmel LA Bowl MVP honors with a career-high 209 rushing yards on 18 carries (11.6 avg.) vs. Washington State...Averaged 7.6 yards per carry in a 15-114 rushing performance at Southern California...In 2021, registered 719 rushing yards on 127 carries and 6 TDs, while catching 25 passes for 324 yards and 4 scores in 13 games...Logged 186 yards rushing at San Diego State to go along with two rushing scores...Raced for a career-long 84-yard touchdown run vs. New Mexico...Started three games as a true freshman in 2017 and posted 627 rushing yards on 151 carries...Earned an undergraduate degree in mass communication and journalism-advertising and a master's degree in education curriculum...Competed in football, track & field and basketball at Menlo-Atherton (Calif.) HS...As junior, earned the 49ers High School Player of the Week for a 321-yard performance in a 31-10 win over Aragon...Lists Christian McCaffrey as his favorite athlete growing up.

ADDITIONAL ROOKIES & FIRST YEAR PLAYERS




NOURI NOUILI

NEBRASKA (6-4, 315)

NFL EXPERIENCE: R

63 | G

Agreed to terms with Saints, 4/27/24...Frankfurt, Germany native was a member of Nebraska's team for three seasons, moving into starting lineup after beginning college career at Colorado State...Started 11 games in his final season at Nebraska in 2023, missing one start (Purdue) due to injury. Opened ten games at right guard before starting at left guard against Iowa. Played a big role in Nebraska ranking second in the Big Ten in rushing... Played in every game of the 2021 season, starting the final seven games at left guard. After joining the team as a walk-on, he was placed on scholarship for the season prior to the Ohio State game...Made his first start as a Husker at left guard against Northwestern, when the Huskers ran for 427, totaled 657 yards of offense and scored 56 points, Nebraska's highest output in a Big Ten Conference game...Joining Nebraska's team in 2020, was on the team's travel squad for four of five games...Played in eight games with seven starts at guard as a true freshman for Colorado State in 2019. The first true freshman offensive lineman to start for CSU since 1996...Graduated with a bachelor's degree in criminology with a minor in psychology...Volunteered with the International Student-Athlete Alliance, Operation Christmas Child, the N-Volved Leadership Group, Legacy Retirement home, the Nebraska Football Road Race and the Huskers' Day of Service.... Exchange student at Norris (Firth, Neb.) HS...An honorable mention All-State selection as a senior, when he totaled 32 tackles and seven stops for a loss, also playing on the offensive line...Played football in home country of Germany prior to coming to the United States...Nouredin Nouili was born on October 31, 2000 in Frankfurt, Germany.



ANFERNEE ORJI

VANDERBILT (6-2, 230)

NFL EXPERIENCE: 1

58 | LB

Signed by the Saints to a reserve/future contract, 1/9/24... Signed to the Saints practice squad, 8/30/23...Waived by New Orleans, 8/29/23...Agreed to terms with New Orleans Saints, 4/30/23...A four-year contributor at linebacker for Vanderbilt, he led the Commodores in tackles three straight seasons...In 2022 as a senior, he logged 103 tackles, three forced fumbles and returned a fumble 28 yards for a TD in a win over Hawaii to capture second-team Phil Steele All-SEC honors...In 2021, led team with 93 tackles and 13 tackles for loss, starting all 12 games. Added one sack, one pass breakup, two QB hurries and a forced fumble. Had at least one tackle for loss in eight of 12 games on the year, including six of eight SEC games...In 2020, started all nine games he played in and recorded a team-high 66 tackles, 1.5 stops for loss, one sack, two passes defended and one forced fumble...In 2019, appeared in nine contests and recorded six tackles and one pass defense...Graduated with a bachelor's degree in communications and science technology...Prepped at Rockwall (Texas) HS, where he was rated a four-star prospect by Rivals...Recorded 299 tackles and five interceptions in four-year career...94 tackles and pair of interception returns for touchdowns as a senior co-captain...Varsity letters in football,

ADDITIONAL ROOKIES & FIRST YEAR PLAYERS

track and wrestling...Class President three of his four years...Played the viola in his school's orchestra from fifth grade to the 11th grade...Worked at a Subway sandwich shop in high school...Born in Dallas, Texas on Nov. 5, 1998...Full name is Anfernee Chikezie Orji.



RICO PAYTON

PITTSBURG STATE (6-2, 230)

NFL EXPERIENCE: R

36 | CB

Agreed to terms with New Orleans Saints, 4/27/24...Spent final four college seasons at Pittsburg (Kan.) State after starting his career at Southern Illinois...In 2023, team captain recorded 35 tackles with four interceptions and 15 passes defended. Made four tackles, two interceptions and three passes defended in 20-10 victory over Central Oklahoma...In 2022, Started eight of the 13 games played in and posted 14 tackles (11 solo) with four passes defended and a fumble recovery to earn All-Mid-America Intercollegiate Athletics Association honors...Started two of the nine games played in 2021 and posted 12 tackles (eight solo), one interception and six passes defended...Opted out of 2020 (COVID-19 pandemic shortened season)...Played in all 11 games, including two starts, in 2019. Had 14 tackles (11 solo), 1.5 stops for loss and four passes defended...Redshirted for Southern Illinois in 2018...Recreation services, sport and hospitality major...A Missouri Class 6A All-State and All-Conference and All-District performer as a senior at Lindbergh (St. Louis, Mo.) HS...Set a school record for single-season touchdowns (29)...Also set a record for most rushing touchdowns in a season (18)...Led his team to an 11-2 record as a senior...All-Conference basketball player and state qualifier in track & field...Earned a gold certificate for a 4.0 GPA as a junior...Born on November 28, 1999.



CHARLIE SMYTH

INTERNATIONAL PLAYER PATHWAY (6-4, 220)

NFL EXPERIENCE: R

39 | K

Signed by the New Orleans Saints to a three-year contract, 3/29/24...Prior to signing with New Orleans, Smyth was selected by the National Football League to participate in its International Player Pathway (IPP) program based on his performance as a goalkeeper in Gaelic football...Smyth has played Gaelic football since the age of four, which he describes as a mix between soccer and rugby...Made his senior debut in 2023 in Ireland's elite inter-county league, where he excelled at goalie because of his ability to kick the ball through the uprights on free kicks...Ulster-under 20 winner with Down GAA (Gaelic Athletic Association) in 2021...Trained for seven months after hours of his 9-4 job as a teacher having never kicked an American football, including time training at IMG academy prior to the National Football League scouting combine and participating in a pro day at the University of South Florida...Studied at Belfast University and is now completing his master's degree in physical education...Also served as a school teacher, instructing Irish Language...Born in Newry, Ireland on June 26, 2001.

ADDITIONAL ROOKIES & FIRST YEAR PLAYERS



ISAIAH STALBIRD

SOUTH DAKOTA STATE (6-1, 215)

NFL EXPERIENCE: R

44 | LB

Agreed to terms with Saints, 4/27/24...Played at Nebraska in 2019 and South Dakota State from 2020-23 and appeared in 64 career games and had totals of 251 tackles, 18.5 stops for loss, three sacks, an interception, 19 passes defended, five forced fumbles, two fumble recoveries and two blocked punts, representing the 2022 and 2023 Football Championship Subdivision National Champions...As a senior in 2023, recorded 80 tackles (48 solo), 6.5 stops for loss, three sacks, three forced fumbles, one fumble recovery, one interception and six passes defended...In 2022, played in 12 games with ten starts and finished third on team with 55 tackles and tied for third on squad with four passes defended...Made six tackles, including a stop for loss in opener at Iowa...Recorded season-high eight solo tackles, also breaking up a pass and returning a fumble eight yards to set up a Jackrabbit touchdown in road win at North Dakota...Came up big in FCS playoffs, racking up 22 stops in four contests...Notched five tackles and broke up a pass in quarterfinal win over Holy Cross...Matched season-high with eight tackles in semifinal win over Montana State and credited with seven stops in championship game vs. North Dakota State...Moved full-time to linebacker in Fall of 2021 and started 14 of 15 games...Shared team lead with two forced fumbles and ranked second on squad with 73 tackles...Tallied career-high nine tackles and broke up a pass in opening win at Colorado State...Notched five tackles, including 1.5 stops for loss, in shutout victory at Indiana State...Forced a fumble, broke up a pass and had five tackles vs. Southern Illinois...Again made nine tackles in home victory over North Dakota State...Closed regular season with eight tackles, one stop for loss and a pass defense in win over North Dakota...Collected at least three tackles in all four FCS playoff games, highlighted by his third nine-tackle performance of the season in second-round victory at Sacramento State...Forced a fumble and totaled four tackles in semifinal game at Montana State...In 2020-21 season, saw action in all ten games, including starting the first two games of the season...Recorded at least one tackle in every game while playing at safety and in the nickel position...Tallied four tackles and blocked a punt in opener at Northern Iowa, earning squad's Special Teams Player of the Week...Notched tackles for loss as part of three-stop performances in consecutive games at North Dakota and vs. Western Illinois...Also broke up season-high two passes at UND...Opened Football Championship Subdivision playoff run with season-high five tackles, adding a stop for loss and pass defense in win over Holy Cross...Registered three tackles in both semifinal win over Delaware and national championship game vs. Sam Houston...Played in 12 games for the Cornhuskers in 2019, seeing action at safety and on special teams. Finished with 13 tackles and one blocked punt...Graduated with a bachelor's degree in human development and family studies...Joined the Huskers as a walk-on after a standout career at Kearney (Neb.) HS...Earned first-team All-State from the *Omaha World-Herald* and was a *Lincoln Journal Star* Super State selection...Registered 77 tackles as a senior...Added 22 receptions for 393 yards and six TDs as a wide receiver...Born on July 18, 2000 In Chicago, Ill.

ADDITIONAL ROOKIES & FIRST YEAR PLAYERS



MASON TIPTON

YALE (5-11, 187)
NFL EXPERIENCE: R

84 | WR

Agreed to terms with Saints as an undrafted free agent, 4/27/24...Finished ranked third in school history in career touchdown receptions (19), fifth in career receptions (132) and sixth in career receiving yards (2,067)...Three-time All-Ivy selection...Unanimous first-team All-Ivy selection in 2023 after leading the league with ten TD receptions, which was sixth in the FCS and tied for the fourth-most in school history...Named to the New England Football Writers Association All-New England team...Finished with 52 receptions for 786 yards (15.1 avg.), both career-highs...Caught at least one touchdown pass in seven of Yale's ten contests...Had three touchdown receptions in victory at Brown...Caught a season-high ten passes in win at Princeton...Season-high 136 receiving yards in win over Morgan State...Had a 15-yard touchdown run in win over Sacred Heart...Honorable mention All-Ivy selection in 2022. Appeared in eight games, missing two contests due to injury and finished with 29 receptions for 386 yards with two touchdowns...Had a season-high 83 receiving yards in the victory at Cornell...Had a season-high six receptions in the victory over Dartmouth...Named All-Ivy second-team in 2021, when he appeared in all ten games and led the Bulldogs with 570 receiving yards and three TDs. Ranked seventh nationally with 21.1 yards per catch...Had a season-high 132 receiving yards with five catches including a touchdown against Penn...Made three catches for 61 yards against Harvard on Nov. 20 in the 137th edition of The Game...In 2019, worked his way into the starting lineup as a first-year player in three-wide sets. Selected to two Ivy League Weekly Honor Rolls for his performances against Princeton and Harvard. Played in eight games, caught 24 passes for 325 yards and four touchdowns...Graduated with a bachelor's degree in biology...At Archbishop Hoban (Akron, Ohio) HS, was a three-time state champion and three-year letterman...First-team All-Region and All-League with 48 receptions and 1,186 yards with six touchdowns his senior year...Three-year letterman and first-team All-Region and All-League in baseball...Greater Akron All-Star with .423 batting average...A member of the National Honor Society...Father, Lawrence, played football at the University of Akron...Born on September 27, 2000 in Akron, Ohio.



REJZOHN WRIGHT

OREGON STATE (6-2, 193)
NFL EXPERIENCE: 1

28 | DB

Signed by the New Orleans Saints to a reserve/future contract, 1/16/24...Waived by the Las Vegas Raiders, 10/10/23...Signed to the Raiders practice squad, 10/5/23...Waived by the Carolina Panthers, 8/26/23...Agreed to terms as an undrafted free agent with the Panthers, 5/12/23...Spent preseason with Carolina Panthers before being signed to and spending a week on the Las Vegas practice squad...After starting out at Laney College and being ranked as the nation's fifth-ranked junior college cornerback, Wright transferred to Oregon State, appearing in 30 games with 25 starts and recording career totals of 91 tackles, one sack, four interceptions, 17 passes defended, two fumble recoveries and one forced fumble...Started 11-of-12 games

ADDITIONAL ROOKIES & FIRST YEAR PLAYERS

as a senior in 2022 and was named All-Pac-12 first-team, recording 38 tackles, one fumble recovery, two interceptions and nine passes defended...Started all 13 games in 2021, making 52 tackles with two interceptions, eight passes defended and one sack earning All-Pac-12 Honorable Mention...Graduated with a degree in sociology...Prepped at James Logan (East Palo Alto, Calif.) HS, where he also played basketball...During his time at Laney, was featured on the Netflix documentary series "Last Chance U"...Rejzohn (pronounced: Ray-zhawn) Wright was born on Sept. 4, 2000 in Union City, Calif.

2024 ALPHABETICAL ROSTER

NO.	NAME	POS.	HT.	WT.	BORN	EXP.	COLLEGE	H.S. HOMETOWN
24	ABRAM, JOHNNATHAN	S	5-11	205	10/25/96	6	MISSISSIPPI STATE	COLUMBIA, MISS.
29	ADEBO, PAULSON	CB	6-1	192	7/3/99	4	STANFORD	MANSFIELD, TEXAS
0	AMADI, UGO	S	5-9	201	5/16/97	6	OREGON	NASHVILLE, TENN.
69	BAUGH, KYLER	DT	6-2	305	11/28/01	R	MINNESOTA	TALIHINA, OKLA.
97	BOYD, KHRISTIAN	DT	6-2	320	2/23/00	R	NORTHERN IOWA	BLUE SPRINGS, MO.
38	BRADFORD, MILLARD	S	5-10	191	9/24/99	R	TCU	HELOTES, TEXAS
90	BRESEE, BRYAN	DT	6-5	305	10/6/01	2	CLEMSON	DAMASCUS, MD.
4	CARR, DEREK	QB	6-3	215	3/28/91	11	FRESNO STATE	BAKERSFIELD, CALIF.
56	DAVIS, DEMARIO	LB	6-2	248	1/11/89	13	ARKANSAS STATE	BRANDON, MISS.
68	EVANS II, MARK	OL	6-4	295	10/11/99	1	ARKANSAS-PINE BLUFF	HOUSTON, TEXAS
72	EZIRIM, JOSIAH	T	6-6	329	5/21/01	R	EASTERN KENTUCKY	HILLIARD, OHIO
53	FORD, JAYLAN	LB	6-2	240	11/28/01	R	TEXAS	FRISCO, TEXAS
55	FOSKEY, ISAAH	DE	6-5	270	10/30/00	2	NOTRE DAME	CONCORD, CALIF.
75	FUAGA, TALIESE	T	6-6	324	4/5/02	R	OREGON STATE	TACOMA, WASH.
6	GAY JR., WILLIE	LB	6-1	243	2/15/98	5	MISSISSIPPI STATE	STARKVILLE, MISS.
96	GRANDERSON, CARL	DE	6-5	261	12/18/96	6	WYOMING	SACRAMENTO, CALIF.
48	GRAY, J.T.	DB	6-0	202	1/18/96	7	MISSISSIPPI STATE	CLARKSDALE, MISS.
19	GRUPE, BLAKE	K	5-7	156	11/5/98	2	NOTRE DAME	SEDALIA, MO.
3	HAENER, JAKE	QB	6-1	200	3/10/99	2	FRESNO STATE	DANVILLE, CALIF.
5	HARRIS, WILL	DB	6-1	206	12/19/95	6	BOSTON COLLEGE	SUWANEE, GA.
43	HAYBALL, MATTHEW	P	6-0	189	3/12/97	R	VANDERBILT	WEST ADELAIDE, AUSTRALIA
61	HAYNESWORTH, SINCERE	C	6-1	310	4/13/01	R	TULANE	PEARLAND, TEXAS
15	HEDLEY, LOU	P	6-4	220	6/27/93	2	MIAMI (FLA.)	MANDURAH, AUSTRALIA
95	HEFLIN, JACK	DT	6-3	304	3/8/98	2	IOWA	PROPHETSTOWN, ILL.
60	HERGEL, KYLE	G	6-2	315	10/7/99	R	BOSTON COLLEGE	MISSISSAUGA, ONTARIO, CAN.
77	HERRON, JUSTIN	T	6-5	290	11/27/95	5	WAKE FOREST	SILVER SPRING, MD.
7	HILL, TAYSON	QB	6-2	221	8/23/90	8	BRIGHAM YOUNG	POCATELLO, IDAHO
85	HOLKER, DALLIN	TE	6-3	241	4/7/00	R	COLORADO STATE	LEHI, UTAH
88	HORSTED, JESPER	TE	6-3	237	2/27/97	5	PRINCETON	ST. PAUL, MINN.
40	HORVATH, ZANDER	FB	6-3	230	12/10/98	2	PURDUE	MISHAWAKA, IND.
31	HOWDEN, JORDAN	DB	6-0	209	5/14/00	2	MINNESOTA	SAN DIEGO, CALIF.
47	HUDSON, KHALEKE	LB	6-0	220	12/6/97	5	MICHIGAN	MCKEESPORT, PA.
89	HUDSON, TOMMY	TE	6-5	255	2/22/97	2	ARIZONA STATE	SAN JOSE, CALIF.
52	JACKSON, D'MARCO	LB	6-1	233	7/20/98	3	APPALACHIAN STATE	SPARTANBURG, S.C.
80	JACKSON, JERMAINE	WR	5-7	170	6/2/00	R	IDAHO	SAN LEANDRO, CALIF.
86	JACOBSON, MICHAEL	TE	6-7	244	4/4/97	1	IOWA STATE	WAUKEE, IOWA
27	JEAN-CHARLES, SHEMAR	DE	5-10	184	6/20/98	4	APPALACHIAN STATE	MIRAMAR, FLA.
76	JEFFCOAT, TRAJAN	DE	6-4	266	10/7/99	R	ARKANSAS	COLUMBIA, S.C.
83	JOHNSON, JUWAN	TE	6-4	231	9/13/96	5	OREGON	GLASSBORO, N.J.
37	JOHNSON, LAWRENCE	S	6-0	205	9/2/99	R	SOUTHEAST MISSOURI STATE	ST. LOUIS, MO.
94	JORDAN, CAMERON	DE	6-4	287	7/10/89	14	CALIFORNIA	CHANDLER, ARIZ.
41	KAMARA, ALVIN	RB	5-10	215	7/25/95	8	TENNESSEE	ATLANTA, GA.
35	KIBODI, JACOB	RB	6-1	225	10/4/98	R	LOUISIANA-LAFAYETTE	BATON ROUGE, LA.
92	KPASSAGNON, TANDH	DE	6-7	289	6/14/94	8	VILLANOVA	AMBLER, PA.
57	LALOS, NIKO	DE	6-5	269	6/25/97	2	DARTMOUTH	AKRON, OHIO
23	LATTIMORE, MARSHON	CB	6-0	192	5/20/96	8	OHIO STATE	CLEVELAND, OHIO
66	LEMIEUX, SHANE	G/C	6-4	310	5/12/97	5	OREGON	YAKIMA, WASH.
32	MATHIEU, TYRANN	S	5-9	190	5/13/92	12	LSU	NEW ORLEANS, LA.
42	MCCAIN, MAC	CB	6-0	185	2/6/98	2	NORTH CAROLINA A&T	GREENSBORO, N.C.
78	MCCOY, ERIK	C/G	6-4	303	8/27/97	6	TEXAS A&M	LUFKIN, TEXAS
34	MCKINSTRY, KOOL-AID	CB	5-11	199	9/30/02	R	ALABAMA	PINSON, ALA.
16	MEANS, BUB	WR	6-2	215	1/10/01	R	PITTSBURGH	LLOVEJOY, GA.
25	MILLER, KENDRE	RB	6-0	220	6/11/02	2	TCU	MOUNT ENTERPRISE, TEXAS
33	MIMS, JORDAN	RB	6-0	205	6/16/99	1	FRESNO STATE	ATHERTON, CALIF.
87	MOREAU, FOSTER	TE	6-4	250	5/6/97	6	LSU	NEW ORLEANS, LA.
14	MORGAN JR., STANLEY	WR	6-0	205	9/7/96	5	NEBRASKA	NEW ORLEANS, LA.
63	NOULI, NOURI	G	6-4	315	10/31/00	R	NEBRASKA	FRANKFURT, GERMANY
12	OLAVE, CHRIS	WR	6-0	187	6/27/00	3	OHIO STATE	SAN MARCOS, CALIF.
58	ORJI, ANFERNEE	LB	6-2	230	10/6/00	1	VANDERBILT	ROCKWALL, TEXAS
62	PATRICK, LUCAS	OL	6-3	313	7/30/93	8	DUKE	BRENTWOOD, TENN.
36	PAYTON, RICO	CB	6-0	182	11/28/99	R	PITTSBURG STATE	ST. LOUIS, MO.
70	PENNING, TREVOR	T	6-7	325	5/15/99	3	NORTHERN IOWA	MASON CITY, IOWA

2024 ALPHABETICAL ROSTER

17	PERRY, A.T.	WR	6-5	205	10/26/99	2	WAKE FOREST	LAKE WORTH, FLA.
10	PETERMAN, NATHAN	QB	6-2	225	5/4/94	7	PITTSBURGH	JACKSONVILLE, FLA.
46	PRENTICE, ADAM	FB	6-0	245	1/16/97	4	SOUTH CAROLINA	CLOVIS, CALIF.
71	RAMCZYK, RYAN	T	6-6	314	4/22/94	8	WISCONSIN	STEVENS POINT, WIS.
18	RATTLERI, SPENCER	QB	6-0	211	9/28/00	R	SOUTH CAROLINA	PHOENIX, ARIZ.
59	RICE, MONTY	LB	6-0	233	1/8/99	4	GEORGIA	HUNTSVILLE, ALA.
26	ROBINSON, JAMES	RB	5-9	219	8/9/98	4	ILLINOIS STATE	ROCKFORD, ILL.
51	RUIZ, CESAR	C/G	6-4	316	6/14/99	5	MICHIGAN	CAMDEN, N.J.
64	SALDIVERI, NICK	OL	6-6	316	8/14/00	2	OLD DOMINION	MONROE, N.C.
50	SAUNDERS, KHALEN	DT	6-0	324	8/9/96	6	WESTERN ILLINOIS	ST. LOUIS, MO.
45	SEWELL, NEPHI	LB	6-0	228	12/19/98	2	UTAH	ST. GEORGE, UTAH
22	SHAHEED, RASHID	WR/RS	6-0	180	8/31/98	3	WEBER STATE	SAN DIEGO, CALIF.
93	SHEPHERD, NATHAN	DT	6-4	315	10/9/93	7	FORT HAYS STATE	AJAX, ONTARIO, CANADA
39	SMYTH, CHARLIE	K	6-4	210	6/26/01	R	INTERNATIONAL PLAYER	NEWRY, IRELAND
13	ST. BROWN, EQUANIMEOUS	WR	6-5	214	9/30/96	6	NOTRE DAME	ANAHEIM, CALIF.
44	STALBIRD, ISAIAH	LB	6-1	215	7/18/00	R	SOUTH DAKOTA STATE	KEARNEY, NEB.
1	TAYLOR, ALONTAE	CB	6-1	199	12/3/98	3	TENNESSEE	MANCHESTER, TENN.
30	TEAMER, RODERIC	S	6-0	205	5/12/97	5	TULANE	NEW ORLEANS, LA.
84	TIPTON, MASON	WR	5-11	187	9/27/00	R	YALE	AKRON, OHIO
98	TURNER, PAYTON	DE	6-6	270	1/7/99	4	HOUSTON	HOUSTON, TEXAS
74	UDOH, OLISAEMEKA	OL	6-6	320	2/14/97	6	ELON	FAYETTEVILLE, N.C.
91	VICKERS, KENDAL	DT	6-3	295	5/23/95	3	TENNESSEE	HAVELOCK, N.C.
20	WERNER, PETE	LB	6-3	242	6/5/98	4	OHIO STATE	INDIANAPOLIS, IND.
21	WILLIAMS, JAMAAL	RB	6-0	224	4/3/95	8	BRIGHTMAN YOUNG	FONTANA, CALIF.
11	WILSON JR., CEDRICK	WR	6-2	197	11/20/95	7	BOISE STATE	MEMPHIS, TENN.
49	WOOD, ZACH	LS	6-3	255	1/10/93	8	SOUTHERN METHODIST	ROWLETT, TEXAS
28	WRIGHT, REJZOHN	DB	6-2	193	9/4/00	1	OREGON STATE	UNION CITY, CALIF.
99	YOUNG, CHASE	DE	6-5	265	4/14/99	5	OHIO STATE	HYATTSVILLE, MD.
67	YOUNG, LANDON	T	6-7	321	8/21/97	4	KENTUCKY	LEXINGTON, KY.

HEAD COACH: DENNIS ALLEN. Assistants: **Clancy Barone** (Tight Ends), **John Benton** (Offensive Line), **Rick Dennison** (Senior Offensive Assistant), **Jahri Evans** (Offensive Assistant), **Derrick Foster** (Running Backs), **Phil Galiano** (Assistant Special Teams), **Matt Giordano** (Defensive Assistant), **Peter Giunta** (Senior Defensive Assistant), **Todd Grantham** (Defensive Line), **Adam Gristick** (Defensive Assistant), **Michael Hodges** (Linebackers), **Andrew Janocko** (Quarterbacks), **Klint Kubiak** (Offensive Coordinator), **Mike Martinez** (Assistant to the Head Coach), **DeNarius McGhee** (Assistant Wide Receivers), **Kevin Petry** (Offensive Assistant), **Darren Rizzi** (Assistant Head Coach/Special Teams Coordinator), **Marcus Robertson** (Secondary), **Jordan Traylor** (Offensive Assistant), **Keith Williams** (Wide Receivers), **Joe Woods** (Defensive Coordinator), **Brian Young** (Pass Rush Specialist).

2024 NUMERICAL ROSTER

NO.	NAME	POS.	HT.	WT.	AGE	EXP.	COLLEGE	H.S. HOMETOWN
0	UGO AMADI	S	5-9	201	27	6	OREGON	NASHVILLE, TENN.
1	ALONTAE TAYLOR	CB	6-1	199	25	3	TENNESSEE	MANCHESTER, TENN.
3	JAKE HAENER	QB	6-1	200	25	2	FRESNO STATE	DANVILLE, CALIF.
4	DEREK CARR	QB	6-3	215	33	11	FRESNO STATE	BAKERSFIELD, CALIF.
5	WILL HARRIS	DB	6-1	206	28	6	BOSTON COLLEGE	SUWANEE, GA.
6	WILLIE GAY JR.	LB	6-1	243	26	5	MISSISSIPPI STATE	STARKVILLE, MISS.
7	TAYSON HILL	QB	6-2	221	33	8	BRIGHAM YOUNG	POCATELLO, IDAHO
10	NATHAN PETERMAN	QB	6-2	225	30	8	PITTSBURGH	JACKSONVILLE, FLA.
11	CEDRICK WILSON JR.	WR	6-2	197	28	7	BOISE STATE	MEMPHIS, TENN.
12	CHRIS OLAVE	WR	6-0	187	23	3	OHIO STATE	SAN MARCOS, CALIF.
13	EQUANIMEOUS ST. BROWN	WR	6-5	214	27	6	NOTRE DAME	ANAHEIM, CALIF
14	STANLEY MORGAN JR.	WR	6-0	205	27	5	NEBRASKA	NEW ORLEANS, LA.
15	LOU HEDLEY	P	6-4	220	30	2	MIAMI (FLA.)	MANDURAH, AUSTRALIA
16	BUB MEANS	WR	6-2	215	23	R	PITTSBURGH	LOVEJOY, GA.
17	A.T. PERRY	WR	6-5	205	24	2	WAKE FOREST	LAKE WORTH, FLA.
18	SPENCER RATTLER	QB	6-0	211	23	R	SOUTH CAROLINA	PHOENIX, ARIZ.
19	BLAKE GRUPE	K	5-7	156	25	2	NOTRE DAME	SEDALIA, MO.
20	PETE WERNER	LB	6-3	242	25	4	OHIO STATE	INDIANAPOLIS, IND.
21	JAMAAL WILLIAMS	RB	6-0	224	29	8	BRIGHAM YOUNG	FONTANA, CALIF.
22	RASHID SHAHEED	WR/RS	6-0	180	25	3	WEBER STATE	SAN DIEGO, CALIF.
23	MARSHON LATTIMORE	CB	6-0	192	28	8	OHIO STATE	CLEVELAND, OHIO
24	JOHNATHAN ABRAM	S	5-11	205	27	6	MISSISSIPPI STATE	COLUMBIA, MISS.
25	KENDRE MILLER	RB	6-0	220	21	2	TCU	MOUNT ENTERPRISE, TEXAS
26	JAMES ROBINSON	RB	5-9	219	25	4	ILLINOIS STATE	ROCKFORD, ILL.
27	SHEMAR JEAN-CHARLES	DB	5-10	184	25	4	APPALACHIAN STATE	MIRAMAR, FLA.
28	REJZOHN WRIGHT	DB	6-2	193	23	1	OREGON STATE	UNION CITY, CALIF.
29	PAULSON ADEBO	CB	6-1	192	24	4	STANFORD	MANSFIELD, TEXAS
30	RODERIC TEAMER	S	6-0	205	27	5	TULANE	NEW ORLEANS, LA.
31	JORDAN HOWDEN	DB	6-0	209	24	2	MINNESOTA	SAN DIEGO, CALIF.
32	TYRANN MATHIEU	S	5-9	190	32	12	LSU	NEW ORLEANS, LA.
33	JORDAN MIMS	RB	6-0	205	24	1	FRESNO STATE	ATHERTON, CALIF.
35	JACOB KIBODI	RB	6-1	225	25	R	LOUISIANA-LAFAYETTE	BATON ROUGE, LA.
36	RICO PAYTON	CB	6-0	182	24	R	PITTSBURG STATE	ST. LOUIS, MO.
37	LAWRENCE JOHNSON	S	6-0	205	24	R	SOUTHEAST MISSOURI STATE	ST. LOUIS, MO.
38	MILLARD BRADFORD	S	5-10	191	24	R	TCU	HELOTES, TEXAS
39	CHARLIE SMYTH	K	6-4	210	22	R	INTERNATIONAL PLAYER PATHWAY	NEWRY, IRELAND
40	ZANDER HORVATH	FB	6-3	230	25	2	PURDUE	MISHAWAKA, IND.
41	ALVIN KAMARA	RB	5-10	215	28	8	TENNESSEE	ATLANTA, GA.
42	MAC MCCAIN	CB	6-0	185	26	2	NORTH CAROLINA A&T	GREENSBORO, N.C.
43	MATTHEW HAYBALL	P	6-0	189	27	R	VANDERBILT	WEST ADELAIDE, AUSTRALIA
44	ISAAH STALBIRD	LB	6-1	215	23	R	SOUTH DAKOTA STATE	KEARNEY, NEB.
45	NEPHI SEWELL	LB	6-0	228	25	2	UTAH	ST. GEORGE, UTAH
46	ADAM PRENTICE	FB	6-0	245	27	4	SOUTH CAROLINA	CLOVIS, CALIF.
47	KHALEKE HUDSON	LB	6-0	220	26	5	MICHIGAN	MCKEESPORT, PA.
48	J.T. GRAY	DB	6-0	202	28	7	MISSISSIPPI STATE	CLARKSDALE, MISS.
49	ZACH WOOD	LS	6-3	255	31	8	SOUTHERN METHODIST	ROWLETT, TEXAS
50	KHALEN SAUNDERS	DT	6-0	324	27	6	WESTERN ILLINOIS	ST. LOUIS, MO.
51	CESAR RUIZ	C/G	6-4	316	24	5	MICHIGAN	CAMDEN, N.J.
52	D'MARCO JACKSON	LB	6-1	233	25	3	APPALACHIAN STATE	SPARTANBURG, S.C.
53	JAYLAN FORD	LB	6-2	240	22	R	TEXAS	FRISCO, TEXAS
55	ISAAH FOSKEY	DE	6-5	270	23	2	NOTRE DAME	CONCORD, CALIF.
56	DEMARIO DAVIS	LB	6-2	248	35	13	ARKANSAS STATE	BRANDON, MISS.
57	NIKO LALOS	DE	6-5	269	26	2	DARTMOUTH	AKRON, OHIO
58	ANFERNEE ORJI	LB	6-2	230	23	1	VANDERBILT	ROCKWALL, TEXAS
59	MONTY RICE	LB	6-0	233	25	4	GEORGIA	HUNTSVILLE, ALA.
60	KYLE HERGEL	G	6-2	315	24	R	BOSTON COLLEGE	MISSISSAUGA, ONTARIO, CAN.
61	SINCERE HAYNESWORTH	C	6-1	310	23	R	TULANE	PEARLAND, TEXAS
62	LUCAS PATRICK	OL	6-3	313	30	8	DUKE	BRENTWOOD, TENN.
63	NOURI NOUJLI	G	6-4	315	23	R	NEBRASKA	FRANKFURT, GERMANY
64	NICK SALDIVERI	OL	6-6	316	23	2	OLD DOMINION	MONROE, N.C.
66	SHANE LEMIEUX	G/C	6-4	310	27	5	OREGON	YAKIMA, WASH.
67	LONDON YOUNG	T	6-7	321	26	4	KENTUCKY	LEXINGTON, KY.

2023 NUMERICAL ROSTER

68	MARK EVANS II	OL	6-4	295	24	1	ARKANSAS-PINE BLUFF	HOUSTON, TEXAS
69	KYLER BAUGH	DT	6-2	305	22	R	MINNESOTA	TALIHINA, OKLA.
70	TREVOR PENNING	T	6-7	325	25	3	NORTHERN IOWA	MASON CITY, IOWA
71	RYAN RAMCZYK	T	6-6	314	30	8	WISCONSIN	STEVENS POINT, WIS.
72	JOSIAH EZIRIM	T	6-6	329	23	R	EASTERN KENTUCKY	HILLIARD, OHIO
74	OLISAEMEKA UDOH	OL	6-6	320	27	6	ELON	FAYETTEVILLE, N.C.
75	TALIESE FUAGA	T	6-6	324	22	R	OREGON STATE	TACOMA, WASH.
76	TRAJAN JEFFCOAT	DE	6-4	266	24	R	ARKANSAS	COLUMBIA, S.C.
77	JUSTIN HERRON	T	6-5	290	28	5	WAKE FOREST	SILVER SPRING, MD.
78	ERIK MCCOY	C/G	6-4	303	26	6	TEXAS A&M	LUFKIN, TEXAS
80	JERMAINE JACKSON	WR	5-7	170	23	R	IDAHO	SAN LEANDRO, CALIF.
83	JUWAN JOHNSON	TE	6-4	231	27	5	OREGON	GLASSBORO, N.J.
84	MASON TIPTON	WR	5-11	187	23	R	YALE	AKRON, OHIO
85	DALLIN HOLKER	TE	6-3	241	24	R	COLORADO STATE	LEHI, UTAH
86	MICHAEL JACOBSON	TE	6-7	244	27	1	IOWA STATE	WAUKEE, IOWA
87	FOSTER MOREAU	TE	6-4	250	27	6	LSU	NEW ORLEANS, LA.
88	JESPER HORSTED	TE	6-3	237	27	5	PRINCETON	ST. MAUL, MINN.
89	TOMMY HUDSON	TE	6-5	255	27	2	ARIZONA STATE	SAN JOSE, CALIF.
90	BRYAN BRESEE	DT	6-5	305	22	2	CLEMSON	DAMASCUS, MD.
91	KENDAL VICKERS	DT	6-3	295	29	3	TENNESSEE	HAVELOCK, N.C.
92	TANDH KPASSAGNON	DE	6-7	289	29	8	VILLANOVA	AMBLER, PA.
93	NATHAN SHEPHERD	DT	6-4	315	30	7	FORT HAYS STATE	AJAX, ONTARIO, CANADA
94	CAMERON JORDAN	DE	6-4	287	34	14	CALIFORNIA	CHANDLER, ARIZ.
95	JACK HEFLIN	DT	6-3	304	26	2	IOWA	PROPHETSTOWN, ILL.
96	CARL GRANDERSON	DE	6-5	261	27	6	WYOMING	SACRAMENTO, CALIF.
98	PAYTON TURNER	DE	6-6	270	25	4	HOUSTON	HOUSTON, TEXAS
99	CHASE YOUNG	DE	6-5	265	25	5	OHIO STATE	HYATTSVILLE, MD.

HEAD COACH: DENNIS ALLEN. **Assistants:** Clancy Barone (Tight Ends), John Benton (Offensive Line), Rick Dennison (Senior Offensive Assistant), Jahri Evans (Offensive Assistant), Derrick Foster (Running Backs), Phil Galiano (Assistant Special Teams), Matt Giordano (Defensive Assistant), Peter Giunta (Senior Defensive Assistant), Todd Grantham (Defensive Line), Adam Gristick (Defensive Assistant), Michael Hodges (Linebackers), Andrew Janocko (Quarterbacks), Clint Kubiak (Offensive Coordinator), Mike Martinez (Assistant to the Head Coach), DeNarius McGhee (Assistant Wide Receivers), Kevin Petry (Offensive Assistant), Darren Rizzi (Assistant Head Coach/Special Teams Coordinator), Marcus Robertson (Secondary), Jordan Traylor (Offensive Assistant), Keith Williams (Wide Receivers), Joe Woods (Defensive Coordinator), Brian Young (Pass Rush Specialist).

HOW THE SAINTS WERE BUILT

2011 (1)

DRAFT

DE Cameron Jordan (1a)

2017 (5)

DRAFT

CB Marshon Lattimore (1a)

T Ryan Ramczyk (1b)

RB Alvin Kamara (3a)

FREE AGENTS

LS Zach Wood (FA)

WAIVERS

QB Taysom Hill (GB)

2018 (2)

FREE AGENTS

LB Demario Davis (UFA-NYJ)

DB J.T. Gray (Rookie FA)

2019 (2)

DRAFT

C Erik McCoy (2)

FREE AGENTS

DE Carl Granderson (Rookie FA)

2020 (8)

DRAFT

C Cesar Ruiz (1)

FREE AGENTS

TE Juwan Johnson (Rookie FA)

2021 (6)

DRAFT

DE Payton Turner (1)

LB Pete Werner (2)

CB Paulson Adebo (3)

T Landon Young (6)

FREE AGENTS

DE Tanoh Kpassagnon (UFA-KC)

WAIVERS

FB Adam Prentice (DEN)

2022 (7)

DRAFT

WR Chris Olave (1a)

HOW THE SAINTS WERE BUILT

T Trevor Penning (1b)
CB Alontae Taylor (2)
LB D'Marco Jackson (5a)

FREE AGENTS

S Tyrann Mathieu (UFA-KC)
LB Nephi Sewell (Rookie FA)
WR/RS Rashid Shaheed (Rookie FA)

2023 (25)

DRAFT

DT Bryan Bresee (1)
DE Isaiah Foskey (2)
RB Kendre Miller (3)
OL Nick Saldiveri (4a)
QB Jake Haener (4b)
DB Jordan Howden (5)
WR A.T. Perry (6)

FREE AGENTS

S Johnathan Abram (UFA-SEA)
S Ugo Amadi (FA)
QB Derek Carr (FA)
OL Mark Evans II (Rookie FA)
K Blake Grupe (Rookie FA)
P Lou Hedley (Rookie FA)
DL Jack Heflin (FA)
TE Tommy Hudson (FA)
TE Michael Jacobson (FA)
DB Shemar Jean-Charles (FA)
DE Niko Lalos (FA)
RB Jordan Mims (FA)
TE Foster Moreau (UFA-LV)
LB Anthony Orji (Rookie FA)
RB James Robinson (FA)
DT Khalel Saunders (UFA-KC)
DT Nathan Shepherd (UFA-NYJ)
RB Jamaal Williams (UFA-DET)

WAIVERS

LB Monty Rice (TEN)

2024 (40)

DRAFT

T Taliese Fuaga (1)
CB Kool-Aid McKinstry (2)
QB Spencer Rattler (5a)
WR Bub Means (5b)
LB Jalyan Ford (5c)
DT Khristian Boyd (6)
T Josiah Ezirim (7)

FREE AGENTS

DT Kyler Baugh (Rookie FA)
S Millard Bradford (Rookie FA)
LB Willie Gay Jr. (UFA-KC)
DB Will Harris (UFA-DET)
P Matthew Hayball (Rookie FA)
C Sincere Haynesworth (Rookie FA)
G Kyle Hergel (Rookie FA)
T Justin Herron (FA)
TE Dallin Holker (Rookie FA)
TE Jesper Horsted (UFA-LV)
FB Zander Horvath (FA)
LB Khaleke Hudson (UFA-WAS)
WR Jermaine Jackson (Rookie FA)
DE Trajan Jeffcoat (Rookie FA)

S Lawrence Johnson (Rookie FA)
RB Jacob Kibodi (Rookie FA)
G/C Shane Lemieux (UFA-NYG)
CB Mac McCain (FA)
WR Stanley Morgan Jr. (FA)
G Nouri Nouili (Rookie FA)
CB Rico Payton (Rookie FA)
OL Lucas Patrick (UFA-CHI)
QB Nathan Peterman (UFA-CHI)
K Charlie Smyth (Rookie FA)
LB Isaiah Stalbird (Rookie FA)
WR Equanimeous St. Brown (UFA-CHI)
S Roderic Teamer (FA)
WR Mason Tipton (Rookie FA)
OL Olisaemeka Udoh (UFA-MIN)
DT Kendal Vickers (FA)
WR Cedrick Wilson Jr. (UFA-MIA)
DB Rejzohn Wright (FA)
DE Chase Young (UFA-SF)



NEW ORLEANS SAINTS

REVIEW

2023 NFL SEASON IN REVIEW

2023 NFL STANDINGS

NATIONAL FOOTBALL CONFERENCE

	NFC East				
	W	L	T	PCT.	PTS. PA
Dallas	12	5	0	.706	509 315
Philadelphia	11	6	0	.647	433 428
New York Giants	6	11	0	.353	266 407
Washington	4	13	0	.235	329 518

	NFC North				
	W	L	T	PCT.	PTS. PA
Detroit	12	5	0	.706	461 395
Green Bay	9	8	0	.529	383 350
Minnesota	7	10	0	.412	344 362
Chicago	7	10	0	.412	360 379

	NFC South				
	W	L	T	PCT.	PTS. PA
Tampa Bay	9	8	0	.529	348 325
New Orleans	9	8	0	.529	402 327
Atlanta	7	10	0	.412	321 373
Carolina	2	15	0	.118	236 416

	NFC West				
	W	L	T	PCT.	PTS. PA
San Francisco	12	5	0	.706	491 298
L.A. Rams	10	7	0	.588	404 377
Seattle	9	8	0	.529	364 402
Arizona	4	13	0	.235	330 455

AMERICAN FOOTBALL CONFERENCE

	AFC East				
	W	L	T	PCT.	PTS. PA
Buffalo	11	6	0	.647	451 311
Miami	11	6	0	.647	496 391
New York Jets	7	10	0	.412	268 355
New England	4	13	0	.235	236 366

	AFC North				
	W	L	T	PCT.	PTS. PA
Baltimore	13	4	0	.765	483 280
Cleveland	11	6	0	.647	396 362
Pittsburgh	10	7	0	.588	304 324
Cincinnati	9	8	0	.529	366 384

	AFC South				
	W	L	T	PCT.	PTS. PA
Houston	10	7	0	.588	377 353
Jacksonville	9	8	0	.529	377 371
Indianapolis	9	8	0	.529	396 415
Tennessee	6	11	0	.353	305 367

	AFC West				
	W	L	T	PCT.	PTS. PA
Kansas City	11	6	0	.647	371 294
Las Vegas	8	9	0	.471	332 331
Denver	8	9	0	.471	357 413
L.A. Chargers	5	12	0	.294	346 398

2023 NFL POSTSEASON RESULTS



NFC WILD CARD PLAYOFF GAMES

Detroit Lions 24, Los Angeles Rams 23
Tampa Bay Buccaneers 32, Philadelphia Eagles 9
Green Bay Packers 48, Dallas Cowboys 32

AFC WILD CARD PLAYOFF GAMES

Kansas City Chiefs 26, Miami Dolphins 7
Buffalo Bills 31, Pittsburgh Steelers 17
Houston Texans 45, Cleveland Browns 14



NFC DIVISIONAL PLAYOFF GAMES

Detroit Lions 31, Tampa Bay Buccaneers 23
San Francisco 49ers 24, Green Bay Packers 21

AFC DIVISIONAL PLAYOFF GAMES

Kansas City Chiefs 27, Buffalo Bills 24
Baltimore Ravens 34, Houston Texans 10



NFC CHAMPIONSHIP GAME

San Francisco 49ers 34, Detroit Lions 31



AFC CHAMPIONSHIP GAME

Kansas City Chiefs 17, Baltimore Ravens 10



SUPER BOWL LVIII

Kansas City Chiefs 25, San Francisco 49ers 22

SEASON FINAL STATISTICS

2023

RECORD: 9-8

FINISH: 2ND-NFC SOUTH

Date	W/L	Score	Opponent	Attendance	SCORING	TD	Ru	Pa	Rt	PAT	FG	S	PTS	INTERCEPTIONS	NO.	YDS	AVG	LONG	TD																																			
9/10	W	16-15	Tennessee	70,024	Grube	0	0	0	0	40/40	30/37	0	130	Mathieu	4	122	30.5	74	1																																			
9/18	W	20-17	at Carolina	72,709	Kamara	6	5	1	0	0	0	0	42	Adebo	4	32	8.0	27	0																																			
9/24	L	17-19	at Green Bay	78,043	Hill	6	4	2	0	0	0	0	36	Taylor	2	16	8.0	16	0																																			
10/1	L	9-26	Tampa Bay	70,003	Shaheed	6	0	5	1	0	0	0	36	Maye	2	5	2.5	5	0																																			
10/8	W	34-0	at New England	64,628	Olave	5	0	5	0	0	0	0	32	Baun	1	10	10.0	10	0																																			
10/15	L	13-20	at Houston	71,810	Graham	4	0	4	0	0	0	0	24	Abram	1	0	0.0	0	0																																			
10/19	L	24-31	Jacksonville	70,009	J. Johnson	4	0	4	0	0	0	0	24	L. Johnson	1	0	0.0	0	0																																			
10/29	W	38-27	at Indianapolis	65,427	Perry	4	0	4	0	0	0	0	24	Lattimore	1	0	0.0	0	0																																			
11/5	W	24-17	Chicago	70,006	Jones	2	2	0	0	0	0	0	12	Werner	1	0	0.0	0	0																																			
11/12	L	19-27	at Minnesota	66,933	Jackson	1	0	0	1	0	0	0	6	Yiaddom	1	0	0.0	0	0																																			
11/26	L	15-24	at Atlanta	70,166	Kirkwood	1	0	1	0	0	0	0	6	Saints	18	185	10.3	74	1																																			
12/3	L	28-33	Detroit	70,003	Mathieu	1	0	0	1	0	0	0	6	Opponents	11	181	16.5	92t	2																																			
12/10	W	28-6	Carolina	70,009	Miller	1	1	0	0	0	0	0	6																																									
12/17	W	24-6	N.Y. Giants	70,038	Moreau	1	0	1	0	0	0	0	6	PUNTING	No.	Yds	Avg	Net	TB	In	Lg	B																																
12/21	L	22-30	at L.A. Rams	73,228	Thomas	1	0	1	0	0	0	0	6	Hedley	75	3224	43.0	39.7	4	31	62	0																																
12/31	W	23-19	at Tampa Bay	65,471	Williams	1	0	1	0	0	0	0	6	Saints	75	3224	43.0	39.7	4	31	62	0																																
1/7	W	48-17	Atlanta	70,072	Saints	44	13	28	3	40/40	30/37	0	402	Opponents	73	3290	45.1	39.2	2	28	66	0																																
					Opponents	34	10	22	2	29/29	30/35	0	327																																									
TEAM STATISTICS					2-Pt. Conversions: Saints: 4/4, Opponents: 2/5					PUNT RET.					Ret					FC					Yds					Av					Long					TD														
Total First Downs					337					300					Shaheed					25					23					339					13.6					76t					1									
Rushing					112					100					SACKS: GrAnderson 9.5, Davis 6.5, Breesee 4.5,					Bowden					7					1					53					7.6					16					0				
Passing					199					167					Kpassagon 3.5, Shepherd 3.0, Baun 2.0, Jordan					Saints					32					24					392					12.3					76t					1				
Penalty					26					33					2.0, Howden 1.0, Maye 1.0, Taylor, 1.0, Foskey 0.5,					Opponents					29					24					163					5.6					14					0				
3rd Down: Made/Att					91/235					78/226					Werner 0.5																																							
3rd Down Pct.					38.7					34.5					Saints: 34.0, Opponents: 35.0																																							
4th Down: Made/Att					9/19					11/26																																												
4th Down Pct.					47.4					42.3					FUM/LOST:																																							
POSSESSION AVG.					31:10					28:50					Carr 7/3, Baun 1/1, Bowden 1/0, Hill 1/1, Prentice 1/1,																																							
TOTAL NET YARDS					5732					5562					Shaheed 1/1, Williams 1/0 Saints: 13.7																																							
Avg. Per Game					337.2					327.2																																												
Total Plays					1121					1054					RUSHING					No					Yds					Avg					LG					TD														
Avg. Per Play					5.1					5.3					Kamara					180					694					3.9					17					5														
NET YARDS RUSHING					1742					2038					Hill					81					401					5.0					27					4														
Avg. Per Game					102.5					119.9					Williams					106					306					2.9					17					1														
Total Rushes					480					462					Miller					41					156					3.8					18					1														
NET YARDS PASSING					3990					3524					Jones TM					21					70					3.3					19					2														
Avg. Per Game					234.7					207.3					Carr					32					40					1.3					10					0														
Sacked/Yards Lost					35/225					34/244					Shaheed					7					37					5.3					12					0														
Gross Yards					4225					3768					Bowden					5					32					6.4					29					0														
Att./Completions					606/406					558/333					Prentice					2					12					6.0					7					0														
Completion Pct.					67.0					59.7					Winston					5					-6					-1.2					-1					0														
Had Intercepted					11					18					Saints					480					1742					3.6					29					13														
PUNTS/AVERAGE					75/43.0					73/45.1					Opponents					462					2038					4.4					48					10														
NET PUNTING AVG.					75/39/7					73/39.2																																												
PENALTIES/YARDS					96/946					102/775					RECEIVING					No.					Yds					Avg					Long					TD														
FUMBLES/BALL LOST					13/7					16/11					Grube					87					1123					12.9					51					5														
TOUCHDOWNS					44					34					Kamara					75					466					6.2					25					1														
Rushing					13					10					Shaheed					46					719					15.6					58t					5														
Passing					28					22					Thomas					39					448					11.5					31					1														
Returns					3					2					J. Johnson					37					368					9.9					32					4														
SCORE BY PERIODS					Q1					Q2					Q3					Q4					OT					PTS																								
Saints					74					111					91					126					0					402																								
Opponents					92					107					95					93					0					327																								

PASSING	Att	Cmp	Yds	Cmp%	Yds/Att	TD	TD%	Int	Int%	Long	Sack/Lost	Rating
Carr	548	375	3878	68.4	7.08	25	4.6	8	1.5	58t	31/218	97.7
Winston	47	25	264	53.2	5.62	2	4.3	3	6.4	30	2/13	57.4
Hill	11	6	83	54.5	7.55	1	9.1	0	0.0	44	2/4	109.3
Saints	606	406	4225	67.0	6.97	28	4.6	11	1.8	58t	35/235	94.8
Opponents	558	333	3768	59.7	6.75	22	3.9	18	3.2	71t	34/244	78.7

2023 DEFENSIVE STATISTICS

Name	Regular Defensive Plays									Special Teams				MISC			
	SOLO	AST	TOT	SACK / YDS	INT	PD	FF	FR	TKL	AST	FF	BL	TKL	AST	FF	FR	
DEMARIO DAVIS	74	47	121	6.5 38.5	0	4	1	1	0	0	0	0	0	0	0	0	
PETE WERNER	60	33	93	0.5 4.0	1	1	0	2	0	0	0	0	0	0	0	0	
CARL GRANDERSON	44	34	78	8.5 55.0	0	1	1	1	0	0	0	0	0	0	0	0	
PAULSON ADEBO	60	16	76	0 0	4	18	2	2	0	0	0	0	0	0	0	0	
ALONTAE TAYLOR	56	19	75	1.0 14.0	2	14	1	0	0	0	0	0	0	0	0	0	
TYRANN MATHIEU	50	25	75	0 0	4	8	0	0	0	0	0	0	0	0	0	0	
KHALEN SAUNDERS	24	33	57	0 0	0	1	0	0	0	0	0	0	0	0	0	0	
NATHAN SHEPHERD	26	24	50	3.0 20.0	0	0	0	0	0	0	0	0	0	0	0	0	
MARSHON LATTIMORE	39	9	48	0 0	1	8	0	0	0	0	0	0	0	0	0	0	
JORDAN HOWDEN	23	20	43	1.0 12.0	0	5	1	0	0	0	0	0	0	0	0	0	
CAMERON JORDAN	20	23	43	2.0 8.0	0	3	0	1	0	0	0	0	0	0	0	0	
MALCOLM ROACH	13	25	38	0 0	0	3	0	0	0	0	0	0	0	0	0	0	
MARCUS MAYE	27	10	37	1.0 0.0	2	2	0	0	0	0	0	0	0	0	0	0	
ISAAC VIADOM	20	11	31	0 0	1	14	0	1	5	1	0	0	0	0	0	0	
ZACK BAUN	18	9	27	2.0 15.0	1	2	0	0	2	1	0	0	0	0	0	0	
JOHNATHAN ABRAM	14	10	24	0 0	1	1	1	0	0	2	0	0	0	0	0	0	
BRYAN BRESEE	12	12	24	4.5 42.0	0	6	0	0	0	0	0	0	0	0	0	0	
TANDU KPASSAGNON	12	7	19	3.5 24.0	0	2	0	0	0	0	0	0	0	0	0	0	
UGO AMADI	5	6	11	0 0	0	2	0	0	1	0	0	0	0	0	0	0	
NEPHI SEWELL	7	3	10	0 0	0	0	0	0	4	1	1	0	0	0	0	0	
ISAIAH FOSKEY	5	5	10	0.5 1.5	0	1	0	0	0	0	0	0	0	0	0	0	
LONNIE JOHNSON JR.	3	1	4	0 0	1	2	0	0	5	0	0	1	0	0	0	0	
D'MARCO JACKSON	1	3	4	0 0	0	0	0	0	2	6	0	1	0	0	0	0	
P.J. MUSTIPHER	1	3	4	0 0	0	0	0	0	0	0	0	0	0	0	0	0	
KYLE PHILLIPS	1	2	3	0 0	0	0	0	0	0	0	0	0	0	0	0	0	
JASON PIERRE-PAUL	1	1	2	0 0	0	0	0	0	0	0	0	0	0	0	0	0	
J.T. GRAY	0	1	1	0 0	0	0	0	0	7	4	0	0	0	0	0	0	
JACK HEFLIN	0	1	1	0 0	0	0	0	0	0	0	0	0	0	0	0	0	
PAYTON TURNER	0	1	1	0 0	0	0	0	1	0	0	0	0	0	0	0	0	
TAYSON HILL	0	0	0	0 0	0	0	0	0	2	0	0	0	1	0	0	0	
ZACH WOOD	0	0	0	0 0	0	0	0	0	0	2	0	0	0	0	0	0	
TY SUMMERS	0	0	0	0 0	0	0	0	0	1	1	0	0	0	0	0	0	
KEITH KIRKWOOD	0	0	0	0 0	0	0	0	0	1	0	0	0	0	0	0	0	
JORDAN MIMS	0	0	0	0 0	0	0	0	0	0	1	0	0	0	0	0	0	
ADAM PRENTICE	0	0	0	0 0	0	0	0	0	1	4	0	0	0	0	0	0	
DEREK CARR	0	0	0	0 0	0	0	0	0	0	0	0	0	0	0	1	0	
CAMERON ERVING	0	0	0	0 0	0	0	0	0	0	0	0	0	0	0	0	1	
JAMES HURST	0	0	0	0 0	0	0	0	0	0	0	0	0	1	0	0	1	
JUWAN JOHNSON	0	0	0	0 0	0	0	0	0	0	0	0	0	1	0	0	1	
TONY JONES JR.	0	0	0	0 0	0	0	0	0	0	0	0	0	1	0	0	0	
ALVIN KAMARA	0	0	0	0 0	0	0	0	0	0	0	0	0	0	1	0	0	
ERIK MCCOY	0	0	0	0 0	0	0	0	0	0	0	0	0	1	0	0	0	
CHRIS OLAVE	0	0	0	0 0	0	0	0	0	0	0	0	0	1	0	0	0	
A.T. PERRY	0	0	0	0 0	0	0	0	0	0	0	0	0	1	0	0	1	
CESAR RUIZ	0	0	0	0 0	0	0	0	0	0	0	0	0	0	0	0	1	
MICHAEL THOMAS	0	0	0	0 0	0	0	0	0	0	0	0	0	1	0	0	0	
JAMAAL WILLIAMS	0	0	0	0 0	0	0	0	0	0	0	0	0	0	0	0	1	
TOTALS	616	394	1010	34 234	18	99	7	9	31	23	1	2	0	7	2	0	6

Defense: TKL: tackle, AST: assist, TOT: total, INT: interception, PD: pass defense, FF: forced fumble, FR: fumble recovery. Special Teams: BL: kicks blocked.

2023 GAME BY GAME SAINTS

Game	1st Downs					Offense					Net Rushing					Net Passing					Fumb.			Pen.		Punts					Returns					TDS			PAT		FG		2P		TOP
	Pts	T	R	Pa	Pe	Att	Yds	Avg	Att	Yds	Avg	Att	Com	Yds	TD	Int	Sk	Yds	#	Lst	#	Yds	#	Yds	Avg	P	Yds	KO	Yds	Int	Yds	Ru	Pa	Ret	M/A	M/A	M/A	M/A	M/A						
TEN	16	15	2	12	1	64	351	5.5	27	69	2.6	33	23	282	1	4	23	2	1	7	45	5	241	48.2	2	6	5	110	3	5	0	1	0	1/1	3/3	0/0	28:40								
@CHR	20	23	10	11	2	74	341	4.6	33	134	4.1	37	22	207	0	4	29	0	0	3	32	5	210	42.0	1	16	2	47	0	0	2	0	0	2/2	2/2	0/0	32:49								
@68	17	15	5	9	1	60	252	4.2	22	77	3.5	34	23	175	1	0	4	29	0	0	7	102	7	293	41.9	1	76	2	32	1	0	1	1	2/2	1/2	0/0	27:25								
IB	9	16	4	9	3	61	197	3.2	19	70	3.7	39	24	127	0	3	13	2	2	7	58	4	162	40.5	2	45	2	39	1	0	0	0	0	0/0	3/3	0/0	28:49								
@NE	34	17	6	11	0	70	304	4.3	42	136	3.2	26	18	168	2	0	2	15	0	0	12	86	7	307	43.93	3	23	1	18	2	27	1	2	1	4/4	2/2	0/0	39:34							
@HOU	13	24	9	13	2	78	430	5.5	25	89	3.6	51	33	341	1	2	16	1	1	7	83	3	126	42.0	0	0	1	19	1	10	0	1	0	1/1	2/4	0/0	31:33								
JAX	24	25	8	15	2	87	407	4.7	31	112	3.6	55	33	295	1	1	6	1	0	3	34	4	169	42.3	0	0	0	0	0	0	1	1	0	1/1	3/4	1/1	36:10								
@IND	38	24	10	12	2	66	511	7.7	36	161	4.5	29	20	350	2	0	1	4	1	1	8	73	4	158	39.5	4	46	0	0	1	27	3	2	0	5/5	1/1	0/0	30:09							
CHI	24	18	6	11	1	62	301	4.9	27	87	3.2	35	26	214	3	0	0	0	0	1	5	4	164	41.0	2	20	1	24	3	05	0	3	0	3/3	1/2	0/0	29:20								
@MIN	19	16	4	10	2	61	280	4.6	15	65	4.3	43	26	215	2	3	17	1	0	9	74	6	279	46.5	2	22	2	54	0	0	0	2	0	0/0	1/1	2/2	26:54								
@MIL	15	22	6	13	3	67	444	6.6	28	148	5.3	38	24	296	0	1	8	2	1	6	50	1	46	46.0	1	6	0	0	2	21	0	0	0	0/0	5/6	0/0	31:34								
DET	28	23	10	12	1	67	362	5.4	36	113	3.1	29	19	249	1	2	18	1	1	6	50	4	180	45.0	5	30	1	18	0	0	3	1	0	4/4	0/0	0/0	32:10								
CAR	28	14	5	8	1	52	207	4.0	25	97	3.9	26	18	110	2	1	9	0	0	3	30	5	200	40.0	2	23	1	28	0	0	1	2	1	4/4	0/1	0/0	25:10								
NVG	24	20	7	11	2	58	296	5.1	28	87	3.1	29	23	209	3	0	1	9	0	6	58	4	167	41.8	3	35	2	36	0	0	0	3	0	3/3	1/1	0/0	33:27								
@LAR	22	18	2	16	0	58	339	5.8	16	35	2.2	40	27	304	3	1	2	15	0	0	3	20	2	71	35.5	0	0	0	0	0	0	3	0	2/2	0/0	1/1	25:42								
@TB	23	20	6	13	1	70	310	4.4	35	108	3.1	34	25	202	2	0	1	6	0	5	31	6	268	44.7	2	27	2	41	2	0	0	2	0	2/2	3/3	0/0	36:38								
ATL	48	27	12	13	2	66	400	6.1	35	154	4.4	28	22	246	4	0	3	18	2	0	3	15	4	183	45.8	2	18	0	1	2	90	2	4	0	6/6	3/2	0/0	33:50							
Totals	402	337	112	169	26	1121	5262	5.1	490	1742	3.6	606	406	3990	26	11	35	295	13	7	96	846	75	3224	46.0	32	392	22	466	18	185	13	28	3	4040	3067	44	330							

2023 GAME BY GAME STARTERS

OFFENSE

Date	Opp.	WR	LT	LG	C	RG	RT	TE	WR	QB	RB	FB
9/10	TEN	Thomas	Penning	Hurst	McCoy	Ruiz	Ramczyk	Johnson	Olave	Carr	Williams	Moreau (TE)
9/18	@CAR	Thomas	Penning	Hurst	McCoy	Ruiz	Ramczyk	Moreau	Johnson (TE)	Carr	Williams	Hill (QB)
9/24	@SB	Kirkwood	Penning	Hurst	McCoy	Ruiz	Ramczyk	Johnson	Shaheed	Carr	Jones	Prentice
10/1	TB	Olave	Penning	Peat	McCoy	Hurst	Ramczyk	Graham	Kirkwood	Carr	Kamara	Hill (WR)
10/8	@NE	Olave	Penning	Hurst	McCoy	Ruiz	Ramczyk	Moreau	Thomas	Carr	Kamara	Shaheed (WR)
10/15	@HOU	Shaheed	Hurst	Garcia	McCoy	Ruiz	Ramczyk	Hill (QB)	Thomas	Carr	Kamara	Olave (WR)
10/19	JAX	Olave	Peat	Barca	McCoy	Ruiz	Erving	Moreau	Thomas	Carr	Kamara	Hill (QB)
11/5	CHI	Olave	Peat	Hurst	McCoy	Ruiz	Ramczyk	Moreau	Moreau (TE)	Carr	Kamara	Hill (QB)
11/12	@MIN	Olave	Peat	Hurst	McCoy	Ruiz	Ramczyk	J. Johnson	Thomas	Carr	Kamara	Thomas (WR)
11/26	@ATL	Shaheed	Peat	Hurst	McCoy	Ruiz	Ramczyk	Johnson	Olave	Carr	Kamara	Hill (QB)
12/3	DET	Perry	Peat	Hurst	McCoy	Ruiz	Ramczyk	J. Johnson	Olave	Carr	Kamara	Moreau (TE)
12/10	CAR	Perry	Peat	Hurst	McCoy	Ruiz	Ramczyk	Moreau	Kirkwood	Carr	Kamara	Bowden (WR)
12/17	NYG	Bowden	Peat	Hurst	McCoy	Ruiz	Young	Moreau	Kirkwood	Carr	Williams	Moreau (TE)
12/21	@LAR	Bowden	Peat	Hurst	McCoy	Ruiz	Young	Moreau	Shaheed	Carr	Kamara	Perry (WR)
12/31	@TB	Shaheed	Peat	Hurst	McCoy	Ruiz	Young	Johnson	Olave	Carr	Kamara	Williams (RB)
1/7	ATL	Shaheed	Peat	Hurst	McCoy	Ruiz	Erving	J. Graham	Johnson (TE)	Carr	Moreau (TE)	Hill (QB)

DEFENSE

Date	Opp.	DE	DT	DT	ROE	WLB	MLB	SAM	LCB	RCB	SS	FS
9/10	TEN	Jordan	Saunders	Shepherd	Granderson	Werner	Davis	Baun	Adebo	Lattimore	Maye	Mathieu
9/18	@CAR	Jordan	Saunders	Shepherd	Granderson	Werner	Davis	Baun	Adebo	Lattimore	Maye	Mathieu
9/24	@GB	Jordan	Saunders	Shepherd	Granderson	Werner	Davis	Taylor (RB)	Yardom	Lattimore	Howden	Mathieu
10/1	TB	Jordan	Saunders	Shepherd	Granderson	Werner	Davis	Baun	Taylor	Lattimore	Abram	Mathieu
10/8	@NE	Jordan	Saunders	Shepherd	Granderson	Werner	Davis	Taylor (RB)	Adebo	Lattimore	Howden	Mathieu
10/15	@HOU	Jordan	Saunders	Shepherd	Granderson	Werner	Davis	Baun	Adebo	Lattimore	Maye	Mathieu
10/19	JAX	Jordan	Saunders	Shepherd	Granderson	Werner	Davis	Taylor (RB)	Adebo	Lattimore	Maye	Mathieu
10/29	@IND	Jordan	Saunders	Shepherd	Granderson	Werner	Davis	Taylor (RB)	Adebo	Lattimore	Howden	Mathieu
11/2	@MIN	Jordan	Saunders	Shepherd	Granderson	Werner	Davis	Baun	Adebo	Lattimore	Maye	Mathieu
11/26	@ATL	Jordan	Saunders	Shepherd	Granderson	Werner	Davis	Taylor (RB)	Adebo	Lattimore	Maye	Mathieu
12/3	DET	Jordan	Saunders	Shepherd	Granderson	Werner	Davis	Taylor (RB)	Adebo	Lattimore	Howden	Mathieu
12/10	CAR	Jordan	Saunders	Shepherd	Granderson	Werner	Davis	Taylor (RB)	Adebo	Lattimore	Howden	Mathieu
12/17	NYG	Jordan	Saunders	Shepherd	Granderson	Werner	Davis	Taylor (RB)	Adebo	Lattimore	Howden	Mathieu
12/21	@LAR	Jordan	Saunders	Shepherd	Granderson	Werner	Davis	Taylor (RB)	Adebo	Lattimore	Howden	Mathieu
12/31	@TB	Jordan	Saunders	Shepherd	Granderson	Werner	Davis	Taylor (RB)	Adebo	Lattimore	Abram	Mathieu
1/7	ATL	Jordan	Saunders	Shepherd	Granderson	Werner	Davis	Taylor (RB)	Adebo	Lattimore	Abram	Mathieu

2023 TURNOVER TABLE

SAINTS TAKEAWAYS

Opp	Qtr	Turnover	Spot*	Result
vs. TEN	2	R. Tannehill intercepted by M. Lattimore	NO 41	Punt
vs. TEN	3	R. Tannehill intercepted by M. Maye	NO 1	Field Goal
vs. TEN	3	R. Tannehill intercepted by P. Adebo	TEN 33	Touchdown
at CAR	2	B. Young fumble recovered by P. Adebo	NO 23	Punt
at GB	3	J. Love intercepted by L. Johnson Jr.	NO 38	Punt
vs. TB	2	B. Mayfield intercepted by I. Yiadom	NO 1	Fumble
at NE	1	M. Jones intercepted by T. Mathieu, returned for 27 yd. TD	NE 27	Touchdown
at NE	3	M. Jones fumble recovered by C. Jordan	NE 29	Field Goal
at NE	3	M. Jones intercepted by P. Werner	NE 31	Touchdown
at HOU	1	C.J. Stroud intercepted by Z. Baun	NO 45	Fumble
vs. JAX	1	C. Kirk fumble recovered by C. Granderson	NO 40	Punt
vs. JAX	1	T. Campbell muff punt recovered L. Johnson Jr.	JAX 19	Field Goal
at IND	3	G. Minshew intercepted by P. Adebo	NO 2	Touchdown
vs. CHI	1	T. Bagent intercepted by P. Adebo	50	Touchdown
vs. CHI	3	D. Moore fumble recovered by P. Adebo	CHI 39	Field Goal
vs. CHI	4	T. Bagent intercepted by M. Maye	CHI 38	Downs
vs. CHI	4	T. Bagent intercepted by P. Adebo	CHI 46	Punt
vs. CHI	4	T. Bagent fumble recovered by P. Werner	CHI 20	End of Game
at ATL	2	D. Ridder intercepted by T. Mathieu	NO 1	End of Half
at ATL	3	D. Ridder intercepted by T. Mathieu	NO 28	Fumble
vs. CAR	1	B. Young fumble recovered by P. Werner	CAR 37	Punt
vs. CAR	2	J. Hekker fumble recovered by D. Jackson, returned for 8 yd. TD	CAR 8	Touchdown
at TB	2	B. Mayfield intercepted by A. Taylor	NO 2	Punt
at TB	3	R. White fumble recovered by D. Davis	NO 25	Field Goal
at TB	4	B. Mayfield intercepted by J. Abram	NO 46	Punt
at TB	4	T. Palmer fumble recovered by I. Yiadom	NO 13	Punt
vs. ATL	3	D. Ridder intercepted by A. Taylor	NO 41	Touchdown
vs. ATL	4	D. Ridder fumble recovered by P. Turner	ATL 10	Touchdown
vs. ATL	4	D. Ridder intercepted by T. Mathieu	NO 25	Touchdown

Saints Takeaway Totals: 29 Takeaways (18 interceptions, 11 fumbles), 78 points (9 TDs, 5 FGs).

SAINTS GIVEAWAYS

Opp	Qtr	Turnover	Spot*	Result
vs. TEN	1	R. Shaheed fumble recovered by A. Hooker	NO 24	Field Goal
vs. TEN	2	D. Carr intercepted by A. Hooker	TEN 12	End of Half
at CAR	2	D. Carr intercepted by V. Bell	NO 37	Fumble
vs. TB	2	A. Prentice fumble recovered by A. Winfield	NO 6	Touchdown
vs. TB	4	D. Carr fumble recovered by L. Hall	NO 19	Field Goal
vs. TB	4	J. Winston intercepted by D. Delaney	TB 42	End of Game
at HOU	1	Z. Baun fumble recovered by T. Howard	HOU 45	Touchdown
at HOU	4	D. Carr intercepted by N. Nelson	HOU 2	End of Game
vs. JAX	3	D. Carr intercepted by F. Oluokun, returned for 24 yd. TD	NO 24	Touchdown
at IND	2	D. Carr fumble recovered by D. Odeyingbo	NO 30	Touchdown
at MIN	4	J. Winston intercepted by M. Blackmon	MIN 18	Punt
at MIN	4	J. Winston intercepted by B. Murphy	MIN 9	Punt
at ATL	1	D. Carr intercepted by J. Bates returned for 92 yd. TD	ATL 8	Touchdown
at ATL	3	T. Hill fumble recovered by A. Huggins	ATL 5	Touchdown
vs. DET	1	D. Carr intercepted by B. Branch	NO 30	Touchdown
vs. DET	4	D. Carr fumble recovered by J. Paschal	NO 26	Touchdown
vs. CAR	2	D. Carr intercepted by D. Brown	NO 47	End of Half
at LAR	3	D. Carr intercepted by J. Fuller	LA 38	Touchdown

Opponent Takeaway Totals: 18 Takeaways (11 interceptions, 7 fumbles), 69 points (9 TDs, 2 FGs).

*Spot where the turnover was made

2023 PARTICIPATION REPORT

Name	TEN	@CAR	@GB	TB	@NE	@HOU	JAX	@DND	CHI	@MIN	@ATL	DET	CAR	NYG	@LAR	@TB	ATL	CP-SS-DNP-IA
ABRAM, Johnathan	PS	PS	PL	ST	PL	PS	PS	PS	PS	PS	PS	PL	PL	PL	PL	ST	ST	9-3-0-0
ADEBO, Paulson	ST	ST	IA	IA	ST	ST	ST	ST	ST	ST	ST	ST	ST	ST	ST	ST	ST	15-15-0-2
AMADI, Ugo	PL	PL	PL	PL	PL	PL	PL	PL	PL	PL	PL	PL	PL	PL	PL	PL	PL	17-0-0-0
BAUN, Zack	ST	ST	PL	ST	PL	ST	PL	ST	PL	ST	PL	PL	ST	PL	PL	PL	PL	17-6-0-0
BENJAMIN, Eno	IR	IR	IR	IR	IR	IR	IR	IR	IR	IR	IR	IR	IR	IR	IR	IR	IR	0-0-0-0
BOWDEN JR., Lynn	PS	IA	PL	PL	PL	PL	PL	PL	PL	PL	PL	PL	ST	ST	ST	PL	PL	15-3-0-1
BRESEE, Bryan	PL	PL	PL	PL	PL	PL	PL	PL	PL	PL	PL	PL	PL	PL	PL	PL	PL	17-0-0-0
CALLAWAY, Marquez	XXX	XXX	XXX	XXX	XXX	XXX	XXX	XXX	XXX	XXX	PS	PL	PL	PL	PS	PS	PS	3-0-0-0
CARR, Derek	ST	ST	ST	ST	ST	ST	ST	ST	ST	ST	ST	ST	ST	ST	ST	ST	ST	17-17-0-0
CONNELLY, Ryan	PL	IR	IR	IR	IR	IR	PS	PS	IR	IR	IR	IR	IR	IR	IR	IR	IR	1-0-0-0
DANTZLER, Cameron	XXX	XXX	PL	PL	PS	PS	PS	PS	PS	PS	DNP	IA	DNP	IA	IA	IA	XXX	2-0-2-4
DAVIS, Demario	ST	ST	ST	ST	ST	ST	ST	ST	ST	ST	ST	ST	ST	ST	ST	ST	ST	17-17-0-0
DAVIS, Shaq	PS	PS	PS	PS	PS	IR	IR	IR	IR	IR	IR	IR	PS	PS	PS	PS	PS	0-0-0-0
DOWELL, Andrew	IR	IR	IR	IR	IR	IR	IR	IR	IR	IR	IR	IR	IR	IR	IR	IR	IR	0-0-0-0
ERVING, Cameron	XXX	XXX	XXX	XXX	PS	PS	PS	PS	PS	PS	PS	PS	PS	DNP	DNP	PL	ST	3-2-2-0
EVANS II, Mark	XXX	XXX	XXX	PS	PS	PS	PS	PS	PS	PS	PS	PS	PS	PS	PS	PS	PS	0-0-0-0
FOSSKEY, Isaiah	IA	PL	PL	PL	PL	PL	PL	PL	IA	IA	PL	IA	IA	IA	IA	IA	PL	10-0-0-7
GARCIA, Max	PL	PL	PL	PL	PL	ST	ST	ST	PL	PL	PL	PL	PL	PL	PL	PL	PL	17-3-0-0
GOSSETT, Colby	XXX	XXX	XXX	XXX	XXX	XXX	XXX	XXX	XXX	XXX	XXX	XXX	XXX	XXX	XXX	XXX	PS	0-0-0-0
GRAHAM, Jimmy	PL	PL	PL	ST	PL	PL	PL	IA	IA	IA	IA	PL	PL	PL	PL	PL	ST	13-2-0-4
GRANDERSON, Carl	ST	ST	ST	ST	ST	ST	ST	ST	ST	ST	ST	ST	ST	ST	ST	ST	ST	17-17-0-0
GRAY, J.T.	IA	PL	PL	PL	PL	IA	IA	PL	PL	PL	PL	PL	PL	PL	PL	PL	PL	14-0-0-3
GRUPE, Blake	PL	PL	PL	PL	PL	PL	PL	PL	PL	PL	PL	PL	PL	PL	PL	PL	PL	17-0-0-0
HAENER, Jake	SUS	SUS	SUS	SUS	SUS	SUS	RE	IA	IA	IA	IA	IA	IA	IA	IA	IA	IA	0-0-0-10
HEDLEY, Lou	PL	PL	PL	PL	PL	PL	PL	PL	PL	PL	PL	PL	PL	PL	PL	PL	PL	17-0-0-0
HEFLIN, Jack	PS	PS	PS	PS	PS	PS	PS	PS	PS	PS	PS	PS	PL	PS	PS	PS	PS	1-0-0-0
HICKS, Faion	XXX	PS	PS	PS	PS	PS	PS	PS	PS	PS	PS	PS	PS	PS	PS	PS	PS	0-0-0-0
HILL, Taysom	PL	ST	PL	ST	PL	ST	PL	ST	PL	ST	PL	PL	IA	PL	PL	PL	ST	16-7-0-1
HOLTZ, J.P.	XXX	XXX	XXX	XXX	XXX	PL	PS	XXX	XXX	XXX	XXX	XXX	XXX	XXX	XXX	XXX	XXX	1-0-0-0
HOWDEN, Jordan	PL	PL	ST	IA	ST	PL	PL	ST	PL	PL	PL	ST	ST	ST	ST	PL	PL	16-7-0-1
HUDSON, Tommy	PS	PS	PS	PS	PS	PS	PS	PS	PS	PS	PS	PS	PS	PS	PS	PS	PS	0-0-0-0
HURST, James	ST	ST	ST	ST	ST	ST	IA	IA	ST	ST	ST	ST	ST	ST	ST	ST	ST	15-15-0-2
JACKSON, D'Marco	PL	PL	PL	PL	PL	PL	PL	PL	PL	PL	PL	PL	PL	PL	PL	PL	PL	17-0-0-0
JACOBSON, Michael	XXX	PS	PS	PS	PS	PS	PS	PS	PS	PS	PS	PS	PS	PS	PS	PS	PS	0-0-0-0
JEAN-CHARLES, Shemar	XXX	XXX	XXX	XXX	XXX	XXX	XXX	XXX	XXX	XXX	XXX	PS	PS	PS	PL	PL	PL	3-0-0-0
JOHNSON, Anthony	PS	PS	PS	PS	PS	XXX	XXX	XXX	XXX	XXX	XXX	XXX	XXX	XXX	XXX	XXX	XXX	0-0-0-0
JOHNSON, Juwan	ST	ST	ST	DNP	IA	IA	IA	ST	ST	ST	ST	ST	PL	PL	ST	ST	ST	13-11-1-3
JONES JR., Tony	PL	PL	ST	PL	XXX	XXX	XXX	XXX	XXX	XXX	XXX	XXX	XXX	XXX	XXX	XXX	XXX	4-1-0-0
JORDAN, Cameron	ST	ST	ST	ST	ST	ST	ST	ST	ST	ST	ST	ST	ST	ST	ST	ST	ST	17-17-0-0
KAMARA, Alvin	SUS	SUS	SUS	ST	PL	ST	ST	ST	ST	ST	ST	ST	ST	PL	ST	ST	IA	13-12-0-1
KIRKLIN, Jontrae	PS	XXX	XXX	XXX	XXX	PS	PS	PS	PS	PS	PS	PS	PS	PS	PS	PS	XXX	0-0-0-0
KIRKWOOD, Keith	PL	PL	ST	ST	PL	PL	PL	IA	IA	XXX	PL	PL	ST	ST	PL	PL	IA	13-4-0-3
KPASSAGNON, Tanoh	PL	PL	PL	PL	PL	PL	PL	PL	PL	PL	PL	PL	PL	PL	PL	PL	PL	17-0-0-0
KRAEMER, Tommy	PS	PS	PS	PS	PL	PS	PL	PS	PS	PS	PS	PS	PS	PS	PS	PL	PL	3-0-0-0
LALOS, Niko	PS	PS	PS	PS	PS	PS	PS	PS	PS	PS	PS	PS	PS	PS	PS	PS	PS	0-0-0-0
LATTIMORE, Marshon	ST	ST	ST	ST	ST	ST	ST	ST	ST	ST	IR	IR	IR	IR	IR	IR	IR	10-10-0-0
LITTLETON, Cory	XXX	XXX	XXX	XXX	XXX	XXX	XXX	XXX	XXX	PL	XXX	XXX	XXX	XXX	XXX	XXX	XXX	1-0-0-0
LUTON, Jake	XXX	XXX	XXX	IA	IA	IA	XXX	XXX	XXX	XXX	XXX	XXX	XXX	XXX	XXX	XXX	XXX	0-0-0-3
MATHIEU, Tyrann	ST	ST	ST	ST	ST	ST	ST	ST	ST	ST	ST	ST	ST	ST	ST	ST	ST	17-17-0-0
MAYE, Marcus	ST	ST	SUS	SUS	SUS	ST	ST	DNP	ST	ST	ST	IA	IR	IR	IR	IR	IR	7-7-1-1
McCOY, Erik	ST	ST	ST	ST	ST	ST	ST	ST	ST	ST	ST	ST	ST	ST	ST	ST	ST	17-17-0-0

2023 PARTICIPATION REPORT

Name	TEN	@CAR	@GB	TB	@NE	@HOU	JAX	@IND	CHI	@MIN	@ATL	DET	CAR	NYG	@LAR	@TB	ATL	GP-SS-DNP-IA
MERRITT, Kirk	PL	IA	PS	XXX	XXX	XXX	XXX	XXX	XXX	XXX	XXX	XXX	XXX	XXX	XXX	XXX	XXX	1-0-0-1
MILLER, Kendre	IA	IA	PL	PL	PL	PL	PL	PL	PL	IA	IA	IA	IA	IA	IA	PL	PL	8-0-0-9
MIMS, Jordan	PS	PS	PS	PS	PL	XXX	PS	PS	PS	PS	PS	PS	PS	PS	PS	PS	PS	2-0-0-0
MOREAU, Foster	ST	ST	IA	IA	ST	PL	ST	ST	PL	PL	PL	ST	ST	ST	ST	PL	ST	15-10-0-2
MUSTIPHER, P.J.	XXX	XXX	XXX	XXX	XXX	XXX	XXX	XXX	XXX	XXX	XXX	XXX	XXX	IA	PL	PL	PL	4-0-0-1
NORTON, Storm	PS	PS	PS	XXX	XXX	XXX	XXX	XXX	XXX	XXX	XXX	XXX	XXX	XXX	XXX	XXX	XXX	0-0-0-0
OLAVE, Chris	ST	PL	PL	ST	ST	ST	ST	ST	ST	ST	ST	ST	PL	IA	PL	ST	PL	16-11-0-1
ORJI, Anthony	SP	PS	PS	PS	PS	PS	PS	PS	PS	PS	PS	PS	PS	PS	PS	PS	PS	0-0-0-0
PEAT, Andrus	PL	PL	PL	ST	IA	PL	ST	ST	ST	ST	ST	ST	ST	ST	ST	ST	ST	16-12-0-3
PENISINI, John	XXX	XXX	XXX	XXX	XXX	XXX	XXX	XXX	XXX	XXX	XXX	XXX	PS	PS	PS	PS	PS	0-0-0-0
PENNING, Trevor	ST	ST	ST	ST	ST	PL	PL	PL	PL	PL	PL	PL	PL	PL	PL	PL	PL	17-5-0-0
PERRY, A.T.	IA	IA	IA	IA	IA	IA	IA	PL	PL	PL	PL	ST	ST	ST	PL	PL	PL	10-3-0-7
PHILLIPS, Kyle	PS	IA	IA	IA	IA	IA	IA	IA	IA	PL	IA	DNP	PL	PL	PL	PL	IA	5-0-1-10
PIERRE-PAUL, Jason	XXX	XXX	XXX	XXX	XXX	XXX	XXX	XXX	XXX	XXX	PL	XXX	XXX	XXX	XXX	XXX	XXX	1-0-0-0
PRENTICE, Adam	PL	PL	ST	PL	PL	PL	IR	IR	PL	PL	PL	PL	PL	PL	PL	IR	PL	13-1-0-0
RAMCZYK, Ryan	ST	ST	ST	ST	ST	ST	IA	ST	ST	ST	ST	ST	IA	IA	IA	IR	IR	16-12-0-3
RICE, Monty	XXX	XXX	XXX	XXX	XXX	XXX	XXX	XXX	XXX	XXX	XXX	XXX	IA	IA	IA	IA	IA	0-0-0-5
ROACH, Malcolm	PL	PL	PL	PL	PL	PL	PL	PL	PL	PL	PL	PL	IR	IR	IR	IR	IR	12-0-0-0
ROBINSON, James	XXX	XXX	XXX	XXX	XXX	XXX	XXX	XXX	XXX	XXX	XXX	XXX	XXX	PS	PS	PS	PS	0-0-0-0
RUIZ, Cesar	ST	ST	ST	IA	ST	ST	ST	ST	ST	ST	ST	ST	ST	ST	ST	ST	ST	16-16-0-1
SALDIVERI, Nick	IA	IA	IA	PL	PL	PL	PL	DNP	IA	IA	IA	IA	IR	IR	IR	IR	IR	4-0-1-7
SAUNDERS, Khalel	ST	ST	ST	ST	ST	ST	ST	ST	ST	ST	ST	ST	ST	ST	ST	ST	ST	17-17-0-0
SEIBERT, Austin	XXX	XXX	XXX	XXX	XXX	XXX	XXX	XXX	XXX	XXX	XXX	PS	XXX	XXX	XXX	XXX	XXX	0-0-0-0
SEWELL, Nephi	PL	PL	PL	PL	PL	PL	PL	PL	PL	PL	PL	PL	PL	PL	PL	PL	IR	16-0-0-0
SHAHEED, Rashid	PL	PL	ST	PL	ST	ST	PL	PL	ST	PL	ST	IA	IA	PL	ST	ST	ST	15-8-0-2
SHEPHERD, Nathan	ST	ST	ST	ST	ST	ST	ST	ST	ST	ST	ST	ST	ST	ST	ST	ST	ST	17-17-0-0
SMITH, Jaylon	PS	PS	PS	PS	PS	DNP	PS	XXX	XXX	XXX	XXX	XXX	XXX	XXX	XXX	XXX	XXX	0-0-1-0
SMITH, Tre'Quan	IR	IR	IR	XXX	XXX	XXX	XXX	XXX	XXX	XXX	XXX	XXX	XXX	XXX	XXX	XXX	XXX	0-0-0-0
SORENSEN, Daniel.	XXX	XXX	XXX	PS	PS	PL	PS	PS	PS	PS	PS	XXX	XXX	XXX	XXX	XXX	XXX	1-0-0-0
SUMMERS, Ty	XXX	PL	PL	PL	PL	PL	PL	PL	IA	PL	PL	PL	PL	PL	PL	PL	PL	15-0-0-1
TAYLOR, Alontae	PL	PL	ST	ST	ST	PL	ST	ST	PL	ST	ST	ST	ST	ST	ST	ST	ST	17-13-0-0
THOMAS, Michael	ST	ST	PL	PL	ST	ST	ST	ST	ST	IR	IR	IR	IR	IR	IR	IR	IR	10-7-0-0
TURNER, Payton	PL	IR	IR	IR	IR	IR	IR	IR	IR	IR	IR	IR	IR	IR	IR	IR	PL	2-0-0-0
TURNER, Trai	IR	IR	IR	IR	IR	IR	IR	IR	IR	IR	IR	IR	IR	IR	IR	IR	IR	0-0-0-0
WERNER, Pete	ST	ST	ST	ST	ST	ST	ST	ST	ST	ST	ST	IA	ST	ST	ST	ST	ST	16-16-0-1
WILLIAMS, Jamaal	ST	ST	IR	IR	IR	IR	PL	PL	PL	PL	PL	PL	PL	ST	PL	ST	PL	13-4-0-0
WILLIS, Jordan	XXX	XXX	XXX	XXX	XXX	XXX	XXX	XXX	PS	XXX	XXX	XXX	XXX	XXX	XXX	XXX	XXX	0-0-0-0
WINSTON, Jameis	DNP	DNP	PL	PL	PL	DNP	DNP	DNP	DNP	PL	DNP	PL	PL	DNP	DNP	DNP	PL	7-0-10-0
WOOD, Zach	PL	PL	PL	PL	PL	PL	PL	PL	PL	PL	PL	PL	PL	PL	PL	PL	PL	17-0-0-0
YIADOM, Isaac	PL	PL	ST	PL	PL	PL	PL	PL	PL	PL	ST	ST	ST	ST	ST	ST	ST	17-8-0-0
YOUNG, Landon	PL	PL	PL	PL	IA	IA	IA	PL	PL	PL	ST	PL	PL	ST	ST	ST	ST	13-4-0-4

DNP = Did Not Play PS = Practice Squad SUS = Suspension
 IA = Inactive RC = Reserve/ XXX = Not With
 IR = Injured Reserve COVID Team
 PL = Played ST = Started

2023 TEAM SUPERLATIVES

SAINTS

CATEGORY	HIGH		LOW	
POINTS	48	vs. ATL, 1/7/24	9	vs. TB, 10/1/23
TOTAL FIRST DOWNS	27	vs. ATL, 1/7/24	14	vs. CAR, 12/10/23
RUSHING FIRST DOWNS	12	vs. ATL, 1/7/24	2	2x, last at LAR, 12/21/23
PASSING FIRST DOWNS	16	at LAR, 12/21/23	8	vs. CAR, 12/10/23
PENALTY FIRST DOWNS	3	2x, last at ATL, 11/26/23	0	2x, last at LAR, 12/21/23
3RD DOWN CONVERSIONS	8	at TB, 12/31/23	3	3x, last vs. ATL, 1/7/23
4TH DOWN CONVERSIONS	4	vs. JAX, 10/19/23	0	9x, last at LAR, 12/21/23
TOTAL NET YARDS	511	at IND, 10/29/23	197	vs. TB, 10/1/23
TOTAL PLAYS	87	vs. JAX, 10/19/23	52	vs. CAR, 12/10/23
NET RUSHING YARDS	161	at IND, 10/29/23	35	at LAR, 12/21/23
RUSHING ATTEMPTS	42	at NE, 10/8/23	15	at MIN, 11/12/23
NET PASSING YARDS	350	at IND, 10/29/23	110	vs. CAR, 12/10/23
PASS ATTEMPTS	55	vs. JAX, 10/19/23	26	at NE, 10/8/23
PASS COMPLETIONS	33	2x, last vs. JAX, 10/19/23	18	2x, last vs. CAR, 12/10/23
INTERCEPTIONS	2	at MIN, 11/12/23	0	7x, last vs. ATL, 1/7/24
TIMES SACKED	4	3x, last at GB, 9/24/23	0	vs. CHI, 11/5/23
PUNTS	7	2x, last at NE, 10/8/23	1	at ATL, 11/26/23
PENALTIES	12	at NE, 10/8/23	1	vs. CHI, 11/5/23
PENALTY YARDS	102	at GB, 9/24/23	15	vs. CHI, 11/5/23
FUMBLES	2	4x, last vs. ATL, 1/7/24	0	8x, last at TB, 12/31/23
FUMBLES LOST	2	vs. TB, 10/1/23	0	11x, last vs. ATL, 1/7/24
TOUCHDOWNS	6	vs. ATL, 1/7/24	0	2x, last at ATL, 11/26/23
RUSHING	3	2x, last vs. DET, 12/3/23	0	10x, last at TB, 12/31/23
PASSING	4	vs. ATL, 1/7/24	0	3x, last at ATL, 11/26/23
RETURNS	1	3x, last vs. CAR, 12/10/23	0	14x, last vs. ATL, 1/7/24
TIME OF POSSESSION	39:24	at NE, 10/8/23	25:10	vs. CAR, 12/10/23

OPPONENTS

CATEGORY	HIGH		LOW	
POINTS	33	vs. DET, 12/3/23	0	at NE, 10/8/23
TOTAL FIRST DOWNS	25	at ATL, 11/26/23	8	at NE, 10/8/23
RUSHING FIRST DOWNS	15	at ATL, 11/26/23	1	2x, last at TB, 12/31/23
PASSING FIRST DOWNS	18	at LAR, 12/21/23	4	2x, last vs. CAR, 12/10/23
PENALTY FIRST DOWNS	3	6x, last at MIN, 11/12/23	0	vs. CHI, 11/5/23
3RD DOWN CONVERSIONS	8	3x, last vs. CAR, 12/10/23	1	at NE, 10/8/23
4TH DOWN CONVERSIONS	3	vs. NYG, 12/17/23	0	7x, last vs. ATL, 1/7/24
TOTAL NET YARDS	458	at LAR, 12/21/23	156	at NE, 10/8/23
NET RUSHING YARDS	238	at ATL, 11/26/23	45	at NE, 10/8/23
RUSHING ATTEMPTS	41	at ATL, 11/26/23	15	at TB, 12/31/23
NET PASSING YARDS	325	at LAR, 12/21/23	111	at NE, 10/8/23
PASS ATTEMPTS	44	at GB, 9/24/23	21	at ATL, 11/26/23
PASS COMPLETIONS	25	2x, last vs. ATL, 1/7/24	13	3x, last vs. CAR, 12/10/23
INTERCEPTIONS	3	2x, last vs. CHI, 11/5/23	0	6x, last at LAR, 12/21/23
TIMES SACKED	7	vs. NYG, 12/17/23	0	vs. JAX, 10/19/23
PUNTS	8	at NE, 10/8/23	2	3x, last at LAR, 12/21/23
PENALTIES	11	2x, last vs. TB, 12/31/23	3	2x, last at LAR, 12/21/23
PENALTY YARDS	91	vs. TB, 12/31/23	25	at LAR, 12/21/23
FUMBLES	3	2x, last vs. CAR, 12/10/23	0	8x, last at LAR, 12/21/23
FUMBLES LOST	2	4x, last at TB, 12/31/23	0	10x, last at LAR, 12/21/23
TOUCHDOWNS	4	2x, last vs. DET, 12/3/23	0	4x, last vs. NYG, 12/17/23
RUSHING	2	3x, last vs. DET, 12/3/23	0	8x, last vs. ATL, 1/7/24
PASSING	3	vs. TB, 10/1/23	0	4x, last vs. NYG, 12/17/23
RETURNS	1	2x, last at ATL, 11/26/23	0	14x, last vs. ATL, 1/7/24
TIME OF POSSESSION	34:50	vs. CAR, 12/10/23	20:26	at NE, 10/8/23

2023 INDIVIDUAL SUPERLATIVES

SAINTS

PASS ATTEMPTS	55	Derek Carr	vs. JAX, 10/19/23
PASS COMPLETIONS	33	Derek Carr	vs JAX, 10/19/22
GROSS PASSING YARDS	353	Derek Carr	at HOU, 10/15/23
COMPLETION PERCENTAGE	82.1%	Derek Carr	vs. NYG, 12/17/23
TOUCHDOWN PASSES	4	Derek Carr	vs. ATL, 1/7/24
PASSES HAD INTERCEPTED	2	Jameis Winston	at MIN, 11/12/23
RUSHING ATTEMPTS	22	Alvin Kamara	at NE, 10/8/23
YARDS RUSHING	80	Alvin Kamara	at NE, 10/8/23
RUSHING TOUCHDOWNS	2	3x, last Alvin Kamara	vs. DET, 12/3/23
LONGEST RUN FROM SCRIMMAGE	29	Lynn Bowden Jr.	at ATL, 11/26/23
RECEPTIONS	13	Alvin Kamara	vs. TB, 10/1/23
RECEIVING YARDS	153	Rashid Shaheed	at IND, 10/29/23
RECEIVING TOUCHDOWNS	2	A.T. Perry	vs. ATL, 1/7/24
LONGEST PASS RECEPTION	58	Rashid Shaheed	at IND, 10/29/23
TOTAL YARDS FROM SCRIMMAGE	153	2x, last Rashid Shaheed	at IND, 10/29/23
FIELD GOALS	5	Blake Grupe	at ATL, 11/16/23
LONGEST FIELD GOAL ATTEMPT	55	Blake Grupe	vs. CHI, 11/5/23
LONGEST FIELD GOAL MADE	55	Blake Grupe	vs. CHI, 11/5/23
PUNTS	7	Lou Hedley	2x, last at NE, 10/8/23
LONGEST PUNT	62	Lou Hedley	vs. JAX, 10/19/23
LONGEST PUNT RETURN	76t	Rashid Shaheed	at GB, 9/24/23
LONGEST KICKOFF RETURN	29	2x, last Lynn Bowden Jr.	vs. CAR, 12/10/23
TACKLES	12	Demario Davis	at NE, 10/8/23
INTERCEPTIONS	2	2x, last Tyrann Mathieu	at ATL, 11/26/23
LONGEST INTERCEPTION RETURN	74	Tyrann Mathieu	vs. ATL, 1/7/24
LONGEST FUMBLE RETURN	8t	D'Marco Jackson	vs. CAR, 12/10/23

OPPONENTS

PASS ATTEMPTS	44	Jordan Love	at GB, 9/24/23
PASS COMPLETIONS	25	Baker Mayfield	vs. TB, 10/1/23
GROSS PASSING YARDS	328	Matthew Stafford	at LAR, 12/21/23
COMPLETION PERCENTAGE	78.1%	Baker Mayfield	vs. TB, 10/1/23
TOUCHDOWN PASSES	3	Baker Mayfield	vs. TB, 10/1/23
PASSES HAD INTERCEPTED	3	2x, last Tyson Bagent	vs. CHI, 11/5/23
RUSHING ATTEMPTS	23	Chuba Hubbard	vs. CAR, 12/10/23
YARDS RUSHING	104	Kyren Williams	at LAR, 12/21/23
RUSHING TOUCHDOWNS	2	Travis Etienne	vs. JAX, 10/29/23
LONGEST RUN FROM SCRIMMAGE	48	Miles Sanders	vs. CAR, 12/10/23
RECEPTIONS	11	T.J. Hockensen	at MIN, 11/12/23
RECEIVING YARDS	164	Puka Nacua	at LAR, 12/21/23
RECEIVING TOUCHDOWNS	2	Cole Kmet	vs. CHI, 11/5/23
LONGEST PASS RECEPTION	71t	Bijan Robinson	vs. ATL, 1/7/24
TOTAL YARDS FROM SCRIMMAGE	180	Puka Nacua	at LAR, 12/21/23
FIELD GOALS	5	Nick Folk	vs. TEN, 9/11/23
LONGEST FIELD GOAL ATTEMPT	54	Eddie Pineiro	at CAR, 9/10/23
LONGEST FIELD GOAL MADE	54	Eddie Pineiro	at CAR, 9/10/23
PUNTS	8	Bryce Baringer	at NE, 10/8/23
LONGEST PUNT	66	Bradley Pinion	vs. ATL, 1/7/24
LONGEST PUNT RETURN	14	Kearis Jackson	vs. TEN 9/10/23
LONGEST KICKOFF RETURN	24	2x, last Raheem Blackshear	vs. CAR, 12/10/23
TACKLES	15	K. Nixon/T.J. Edwards	2x, last vs. CHI, 11/5/23
INTERCEPTIONS	1	11x, last Jordan Fuller	at LAR, 12/21/23
LONGEST INTERCEPTION RETURN	92t	Jessie Bates III	at ATL, 11/26/23
LONGEST FUMBLE RETURN	0	4x, last Josh Paschal	vs. DET, 12/3/23

TRANSACTIONS LOG (7/25/23-10/7/23)

2023

JULY

- 25 - Signed TE Jimmy Graham, C/G Max Garcia, and OL Trai Turner to one-year contracts. Waived TE Miller Forristall and G Koda Martin.
- 28 - Signed LS Zach Wood to a four-year contract extension.
- 30 - Signed DE Kyle Phillips to a one-year contract, re-signed G Koda Martin and placed DE Jabari Zuniga on reserve/retired list.

AUGUST

- 2 - Signed G Tommy Kraemer, awarded G Chuck Filiaga off waivers from Green Bay. Placed LB Andrew Dowell on Injured Reserve..
- 3 - Placed T Scott Lashley on Injured Reserve.
- 4 - Signed DE Cameron Jordan to a two-year contract extension.
- 6 - Signed WR Jontre Kirklin and placed RB Eno Benjamin on Injured Reserve.
- 9 - Signed TE J.P. Holtz. Waived/Injured G Koda Martin.
- 10 - Placed G Koda Martin on Injured Reserve.
- 11 - Signed LB Jaylon Smith and terminated the contract of WR Keke Coutee.
- 13 - Reached an injury settlement with G Koda Martin.
- 15 - Signed RB Darrell Williams and terminated the contract of WR James Washington.
- 22 - Reached an injury settlement with T Scott Lashley and waived WR Bryan Edwards.
- 29 - Waived S Johnathan Abram, LB Nick Anderson, WRs Kawaan Baker, Lynn Bowden Jr., Shaq Davis and Jontre Kirklin, FB Jake Bargas, DL Jerron Cage, TE Lucas Krull, DE Niko Lalos, DT Prince Emili, OLs Mark Evans II and Lewis Kidd, G Chuck Filiaga, DB Adrian Frye, P Blake Gillikin, DT Jack Hefflin, DB Anthony Johnson, G Tommy Kraemer, LB Ellis Merriweather, S Smoke Monday, B Anthony Orji, DE Kyle Phillips, OLs Alex Philstrom and Calvin Throckmorton and DB Troy Pride. Terminated the contracts of LB Ryan Connelly, TEs J.P. Holtz and Jessie James, T Storm Norton, CB Bradley Roby, LBs Jaylon Smith and Ty Summers and RB Darrel Williams. Traded K Wil Lutz to Denver Broncos in exchange for a 2024 seventh round draft pick. Placed QB Jake Haener and RB Alvin Kamara on Reserve/Suspended by Commissioner.
- 30 - Signed to the practice squad: S Johnathan Abram, WR Lynn Bowden Jr., LB Ryan Connelly, WR Shaq Davis, OL Mark Evans II, DL Jack Hefflin, DB Anthony Johnson, WR Jontre Kirklin, G Tommy Kraemer, DE Niko Lalos, RB Ellis Merriweather, T Storm Norton, LB Anfernee Orji, DE Kyle Phillips and LBs Jaylon Smith and Ty Summers.
- 31 - Terminated the practice squad contracts of RB Ellis Merriweather and LB Ty Summers.

SEPTEMBER

- 4 - Terminated the practice squad contract of OL Mark Evans II and signed TE Tommy Hudson to the practice squad.
- 9 - Placed WR Tre'Quan Smith on Injured Reserve. Standard elevations of LB Ryan Connelly and RB Tony Jones Jr. from the practice squad. Signed G/C Cesar Ruiz to a four-year contract extension.
- 12 - Signed WR Lynn Bowden Jr. and DE Kyle Phillips to the active roster from the practice squad, signed DB Faion Hicks, TE Michael Jacobson and LBs Terrell Lewis and Ty Summers to the practice squad, terminated the practice squad contract of WR Jontre Kirklin, placed LB Ryan Connelly on practice squad Injured Reserve and placed DE Payton Turner on Injured Reserve.
- 18 - Elevated LB Ty Summers and RB Tony Jones Jr. to the active roster (standard elevation).
- 19 - Waived WR Kirk Merritt.
- 20 - Signed DB Cameron Dantzier Sr. to the practice squad, signed RB Tony Jones Jr. to the active roster from the practice squad and placed S Marcus Maye on the Reserve/Suspended by Commissioner list.
- 21 - Signed LB Ty Summers to the active roster from the practice squad and signed RB Kirk Merritt to the practice squad..
- 23 - Placed RB Jamaal Williams on Injured Reserve. Elevated (standard) S Johnathan Abram and DB Cameron Dantzier Sr. to the active roster. Signed DE Carl Granderson to a four-year contract extension.
- 25 - Activated RB Alvin Kamara from Reserve/Suspended by Commissioner.
- 27 - Signed S Daniel Sorensen to the practice squad, re-signed OL Mark Evans II to the practice squad, signed QB Jake Luton to the active roster off of the Carolina practice squad, released WR Tre'Quan Smith from Injured Reserve and T Storm Norton terminated practice squad contract (signed to Atlanta active roster).
- 30 - Elevated S Johnathan Abram and DB Cameron Dantzier Sr. to the active roster (standard).

OCTOBER

- 2 - Terminated the practice squad contract of LB Terrell Lewis.
- 4 - Signed T Cameron Erving to the practice squad.
- 7 - Signed G Tommy Kraemer to the active roster off of the practice squad, waived RB Tony Jones Jr. and elevated (standard) S Johnathan Abram and S Daniel Sorensen to the active roster from the practice squad.

TRANSACTIONS LOG (10/9/23-1/16/24)

- 9- Terminated the practice squad contract of DB Anthony Johnson, activated S Marcus Maye from the Reserve/Suspended by Commissioner list, placed WR Shaq Davis on practice squad Injured Reserve and waived G Tommy Kraemer.
- 11- Signed TE J.P. Holtz, WR Jontre Kirklın and G Tommy Kraemer to the practice squad.
- 14- Elevated (standard) S Daniel Sorensen and TE J.P. Holtz from the practice squad to the active roster. Signed RB Jordan Mims from practice squad to active roster. Placed FB Adam Prentice on Injured Reserve.
- 16- Waived QB Jake Luton. Reinstated QB Jake Haener from Reserve/Suspended by Commissioner list.
- 19- Signed G Tommy Kraemer to the active roster from the practice squad, standard practice squad elevations of T Cameron Erving and LB Jaylon Smith and DE Jabari Zuniga to the active roster from the practice squad, waived RB Jordan Mims and activated RB Jamaal Williams from Injured Reserve.
- 20- Waived G Tommy Kraemer.
- 23- Signed RB Jordan Mims to the practice squad.
- 24- Signed G Tommy Kraemer to practice squad, activated LB Ryan Connelly from practice squad Injured Reserve and terminated practice squad contract of TE J.P. Holtz.

NOVEMBER

- 2- Signed LB Cory Littleton to the practice squad, LB Jaylon Smith terminated practice squad contract (signed to Las Vegas active roster) and placed LB Ryan Connelly on practice squad Injured Reserve.
- 4- Standard elevation of LB Cory Littleton to the active roster.
- 6- Signed DE Jordan Willis to the practice squad.
- 8- LB Cory Littleton terminated practice squad contract (signed to Houston active roster).
- 11- Waived WR Keith Kirkwood and activated FB Adam Prentice from Injured Reserve.
- 14- Waived FB Adam Prentice, re-signed WR Keith Kirkwood and terminated the practice squad contract of DE Jordan Willis.
- 16- Signed FB Adam Prentice and DE Jason Pierre-Paul to the practice squad.
- 21- Signed DB Cameron Dantzler Sr. to the active roster from the practice squad, signed WR Marquez Callaway to the practice squad and placed WR Michael Thomas on Injured Reserve.
- 25- Elevated DE Jason Pierre-Paul and FB Adam Prentice to the active roster from the practice squad (standard). Placed CB Marshon Lattimore on Injured Reserve.
- 28- DE Jason Pierre-Paul terminated practice

squad contract (signed with Miami active roster).

- 29- Signed DB Shemar Jean-Charles to the practice squad.
- 30- Signed K Austin Seibert to the practice squad and signed practice squad S Johnathan Abram to the active roster.

DECEMBER

- 2- Elevated (standard) practice squad WR Marquez Callaway and FB Adam Prentice.
- 5- Terminated the practice squad contract of S Daniel Sorensen.
- 6- Signed DT P.J. Mustipher to the active roster from Denver practice squad, awarded LB Monty Rice off waivers from Tennessee and placed S Marcus Maye and DL Malcolm Roach on Injured Reserve.
- 7- Terminated the practice squad contract of K Austin Seibert. Signed DT John Penisini to the practice squad. Activated WR Shaq Davis from practice squad Injured Reserve.
- 9- Elevated DL Jack Heflin and WR Marquez Callaway to the active roster from the practice squad (standard elevations). Signed practice squad FB Adam Prentice to active roster. Placed OL Nick Saldiveri on Injured Reserve.
- 13- Signed RB James Robinson to the practice squad.
- 16- Elevated T Cameron Erving and WR Marquez Callaway to the active roster from the practice squad (standard).
- 21- Elevated (standard) T Cameron Erving and DB Shemar Jean-Charles to the active roster.
- 30- Elevated (standard) DB Shemar Jean-Charles to the active roster from the practice squad, signed T Cameron Erving to the active roster from the practice squad and placed T Ryan Ramczyk on Injured Reserve.

JANUARY 2024

- 1- Waived DB Cameron Dantzler Sr.
- 3- Terminated practice squad contract of WR Jontre Kirklın and signed G Colby Gossett to the practice squad.
- 4- Signed DB Shemar Jean-Charles to the active roster from the practice squad..
- 5- Activated DE Payton Turner from Injured Reserve and placed LB Nephi Sewell on Injured Reserve.
- 6- Elevated (standard) G Tommy Kraemer and RB Jordan Mims from the practice squad to the active roster.
- 8- Signed G Tommy Kraemer, DL Jack Heflin, DB Faion Hicks, TES Tommy Hudson and Michael Jacobson, DE Niko Lalos, LB Anfernee Orji, DT John Pensini and RBs Jordan Mims and James Robinson to reserve/future contracts.
- 16- Signed DB Rejzohn Wright to a reserve/future contract.

TRANSACTIONS LOG (1/17/24-6/20/24)

17- Parted ways with Senior Offensive Assistant **Bob Bicknell**. Wide Receivers Coach **Kodi Burns** and Offensive Coordinator **Pete Carmichael**.

Ezirim to four-year contracts.

13- Signed OL **Lucas Patrick** and DT **Kendal Vickers** and waived NT **John Penisini**.

31- Signed CB **Kool-Aid McKinstry** to a four-year contract.

FEBRUARY 2024

14- Hired **Klint Kubiak** as offensive coordinator.

21- Hired **John Benton** as offensive line coach, **Rick Dennison** as senior offensive assistant, **Derrick Foster**, **Andrew Janocko** as quarterbacks coach, **DeNarius McGhee** as assistant wide receivers coach and **Keith Williams** as wide receivers coach .

JUNE 2024

14- Signed TE **Jesper Horsted** and waived WR **Kyle Sheets**.

17- Waived DB **Faion Hicks**.

20- Signed CB **Mac McCain**, S **Roderic Teamer** and waived DE **Nathan Latu**.

MARCH 2024

7- Agreed to terms with S **Tyrann Mathieu** on a two-year contract through the 2025 season. Signed FB **Horvath Alexander**.

11- Agreed to terms with LB **Demario Davis** on a two-year contract through the 2025 season.

12- Terminated contract of S **Marcus Maye**.

13- Agreed to terms with LB **Willie Gay** and FB **Adam Prentice** on one-year contracts.

15- Agreed to terms with WR **Stanley Morgan** on a one-year contract and WR **Cedrick Wilson Jr.** on a two-year contract.

18- Agreed to terms with QB **Nathan Peterman** and DE **Chase Young** on one-year contracts.

19- Agreed to terms with OL **Oliisaemeka Udoh** on a one-year contract and re-signed S **Ugo Amadi** to a one-year contract.

20- Agreed to terms with S **Johnathan Abram** on a one-year contract.

20- Signed K **Charlie Smyth** to a three-year contract.

April 2024

5- Agreed to terms with LB **Khaleke Hudson** on a one-year contract.

12- Agreed to terms with QB **Kellen Mond** and WR **Equanimeous St. Brown** on one-year contracts.

15- Signed DB **Shemar Jean-Charles** to a one-year contract.

24- Placed OL **James Hurst** on Reserve/Retired.

27- Agreed to terms with DE **Nathan Latu**, S **Millard Bradford**, G **Kyle Hergel**, DT **Kyler Baugh**, P **Matthew Hayball**, TE **Dallin Holker**, WRs **Jermaine Jackson**, **Kyle Sheets** and **Mason Tipton**, CB **Rico Payton**, LB **Isaiah Stalbird**, S **Lawrence Johnson**, RB **Jacob Kibodi**, C **Sincere Haynesworth** and G **Nouri Nouili**.

29- Agreed to terms with DE **Trajan Jeffcoat**.

30- Agreed to terms with T **Justin Herron** and G/C **Shane Lemieux** on one-year contracts.

MAY 2024

1- Signed DB **Will Harris** to a one-year contract.

8- Waived G **Tommy Kraemer** and QB **Kellen Mond**.

9- Signed T **Taliese Fuaga**, QB **Spencer Rattler**, WR **Bub Means**, LB **Jaylan Ford**, DT **Khristian Boyd** and T **Josiah**



NEW ORLEANS SAINTS
**FOOTBALL
OPERATIONS**

FOOTBALL OPERATIONS



JEFF IRELAND

SVP/ASST. GM-COLLEGE PERSONNEL

Jeff Ireland is in his tenth season with New Orleans, serving as the lead voice in the college scouting process and the NFL Draft preparation and first campaign as Senior Vice President/Assistant General Manager-College Personnel. In ten drafts, he has led the effort to select several impact players in RB Alvin Kamara, CB Marshon Lattimore, C Erik McCoy, WR Chris Olave and T Ryan Ramczyk, as well as significant contributors in CB Paulson Adebo, DT Bryan Bresee, G Cesar Ruiz, CB Alontae Taylor and LB Pete Werner.

In 2017, Ireland led a standout draft effort headlined by Lattimore and Kamara, who became the first duo from the same team since 1967 to sweep *AP* Defensive and Offensive Rookie of the Year and they were the first Saints duo selected to the Pro Bowl as rookies. In 2020, Kamara, the only Saint selected to the Pro Bowl in each of his first four campaigns, shattered the club's touchdown record with an NFL-best 21 scores and is the team's all-time leader in total touchdowns and rushing touchdowns. Lattimore has been selected to four Pro Bowls. McCoy has become the anchor of the interior offensive line, receiving his first Pro Bowl selection in 2023.

Prior to joining the Saints, Ireland served as general manager of the Miami Dolphins from 2008-13. Inheriting a 1-15 team upon his arrival, he worked with the personnel staff to overhaul the team's roster, efforts that resulted in an 11-5 mark and the AFC East title, an unprecedented turnaround. He replaced almost half the roster, bringing on board 27 new faces, including nine new starters. Eight players he acquired through the draft, free agency and trades accounted for a total of 14 Pro Bowl selections, with Jake Long and Cameron Wake earning *AP* first-team All-Pro.


Ireland joined Miami after a seven-year stint (2001-07) with the Dallas Cowboys, where he served his last three seasons as the team's vice president/college and pro scouting. He was originally hired as the team's national scout and in four years in that role, his talent evaluation led to the drafting of four Pro Bowl performers. In 2007, the Cowboys went 13-3 and won the NFC East. Of the 53 players on the roster, 38 were acquired over the three years (2005-07) he served as VP/scouting, seven making the Pro Bowl during that time.

Prior to joining the Cowboys, Ireland spent four years with the Kansas City Chiefs as an area scout. He served as a National Football Scouting Combine area scout from 1994-1996 and helped coach special teams at the University of North Texas from 1992-1993.

Ireland graduated in 1992 with a bachelor's degree in communications from Baylor, where he handled placekicking duties from 1988-1991 under Coach Grant Teaff, finishing third on the school's all-time scoring list with 213 points and set a program record with 45 field goals. He also was South team's kicker in the 1992 Senior Bowl.

The Abilene, Texas native is the stepson of Chiefs Hall of Fame LB/C E.J. Holub and the grandson of former Eagles player and Bears personnel executive Jim Parmer.

FOOTBALL OPERATIONS



KHAI HARLEY

SVP OF FOOTBALL OPERATIONS/ASSISTANT GENERAL MANAGER

Khai Harley is entering his 17th season with the Saints, having been promoted to senior vice president of football operations/assistant general manager in 2024.

A 23-year National Football League front office veteran, Harley first joined the Saints in 2008 as director of football administration, served as a vice president since 2013 and adding assistant general manager to his title in 2023. Harley works directly with EVP/General Manager Mickey Loomis on all aspects of football operations and specifically oversees the day-to-day administration of football operations for the organization.

Harley provides senior leadership and support to the entire organization with a focus on contract negotiation and strategic planning/management of the Saints salary cap and roster. He works in conjunction with the player personnel department, ensuring compliance with the NFL's Collective Bargaining Agreement. Harley works closely with the College and Pro Personnel departments on strategy and preparation for the NFL Draft, free agency and overall roster management.

He is a key liaison with the NFL Management Council and NFLPA on labor relations and league matters and has extensive knowledge in NFL salary cap administration, the NFL Collective Bargaining Agreement and the research of player contracts. He arrived in New Orleans in 2008 after serving for five years as the manager of labor operations with the NFL Management Council.

On a daily basis, Harley researches contracts and cap statistics internally and league-wide, similar to the daily and yearly reconciliation he did for all 32 clubs in his former position, where he calculated cap figures for each team, made adjustments for the following year and analyzed statistical trends related to signings.

Harley has also been a member of the NFL's Diversity Council, which promotes diversity programs throughout the league, recommends diversity initiatives and implement/oversees approved programs. After completing internships with both the Indianapolis Colts (scouting) and Philadelphia Eagles (administration), he joined the NFL League Office in 2002 as a player personnel analyst.

Prior to entering the NFL, Harley was a financial analyst with Bloomberg, L.P. from 1995-2000, analyzing domestic and international bond markets, studying trends in European markets, training employees and international staff and ensuring debt issuance within Emerging, Latin American and U.S. Private Placement Markets were in compliance with corporate and SEC guidelines.

Harley graduated with a degree in accounting from Rutgers University in 1998, twice receiving the National Association of Black Accountants Scholarship Award. He earned a master's degree in sports management from Springfield College in 2001. Harley was recognized by the Rutgers African-American Alumni Alliance in 2012 as a Hall of Fame inductee for his continuing contributions in supporting the educational programming, cultural awareness and development in continuing education in the undergraduate, graduate and post graduate levels. In 2019, he received the Salute to Excellence Award from the Fritz Pollard Alliance Foundation. He has been a frequent presenter in the NFL/Black College Football Hall of Fame QB Summit/Ozzie Newsome General Manager Forum and has participated in the NFL Front Office Accelerator program.

FOOTBALL OPERATIONS



MICHAEL PARENTON

VICE PRESIDENT OF PRO PERSONNEL

Michael Parenton enters his 13th season with the New Orleans Saints scouting department and was promoted to vice president of pro personnel in 2024. In charge of the team's pro personnel department since 2021, Parenton plays a key role in the team's overall roster construction and team-building process.

Parenton works daily with Executive Vice President/General Manager Mickey Loomis to continually upgrade the roster through free agent acquisitions, trades, waiver claims and practice squad signings. He and the team's pro scouts assist Head Coach Dennis Allen and the coaching staff with their weekly preparation for upcoming opponents by providing advance scouting reports during the season.

Parenton was director of pro personnel for the last three seasons and served seven seasons as a pro scout from 2015-21, after beginning his player personnel career as a scouting assistant in 2012.

As a player, Parenton appeared in two games with the New York Jets in 2009 as an offensive lineman and on special teams after being signed as an undrafted free agent out of Tulane. The former team captain was a four-year letterman for the Green Wave football team and an All-Conference USA selection all four seasons. A Thibodaux native, Parenton graduated with a bachelor's degree in finance and earned a master's of accountancy. He attended E.D. White High School in Thibodaux, where he lettered in football and track. He was a three-year starter on the offensive and defensive lines and a two-time first team 3A All-State selection.

Parenton and his wife, Jenna, have one daughter, Scout.



SCOTT KUHN

DIRECTOR OF FOOTBALL ADMINISTRATION

Scott Kuhn enters his second season with the New Orleans Saints as director of football administration and his 24th season in an NFL front office, possessing extensive experience in college and pro scouting and analytics.

Kuhn came to the Saints after spending 16 seasons as a member of the player personnel staff of the Minnesota Vikings. In the 2022 campaign, he was promoted to director of football quantitative methods/pro scout, where he oversaw research analysis and project development while also continuing in a pro scout role, which he held since first joining the organization in 2007. From 2016-21, he served as director of analytics/pro scout.

FOOTBALL OPERATIONS

During his Vikings tenure, Kuhn most recently worked with Minnesota's scouting, football, medical and strength and conditioning staffs on special projects. He served as the club's primary analyst on draft history, roster construction and player performance. Kuhn directed football analysis for game play and team tendencies along with coordinating XY (Zebra) data analysis. Kuhn also worked with the Vikings information technology department to build user interfaces based on analytics discovery.

Prior to his tenure in Minnesota, Kuhn worked with the Miami Dolphins as college scouting coordinator for his final five seasons of a six-year tenure with the club after joining them in 2000 as a player personnel intern.

A 1997 graduate of Kansas State, Kuhn holds a degree in anthropology. He is a native of Topeka, Kansas, where he attended Hayden High School. Kuhn and his wife Rita have two children, Alex and Julia.



DEREK STAMNOS
DIRECTOR OF FOOTBALL OPERATIONS

Entering his sixth season with the New Orleans Saints and 14th overall in the National Football League, Director of Football Operations Derek Stamnos oversees logistical and travel needs for the organization.

Stamnos joined the Saints after working for the Detroit Lions for five seasons, where he held a wide spectrum of football operations responsibilities during his tenure. After starting as manager of football administration in 2014, Stamnos served as manager of team operations in his final four seasons with the club. Prior to joining the Lions, Stamnos worked in the operations department for the Miami Dolphins from 2011-14

Stamnos has bachelor's degrees in both Business/Communications and in Business & Interdisciplinary Studies from Arizona State University, where he worked in football operations and recruiting as an undergraduate and for two years following graduation.



JUSTIN MATTHEWS
PRO SCOUT

Now in his 14th season with the New Orleans Saints, Justin Matthews enters his third season as a pro scout.

Matthews moved into his current position in 2021 after serving three seasons as the club's pro scouting coordinator (2018-20) and his first three campaigns in football operations as a player personnel analyst

(2015-17).

FOOTBALL OPERATIONS

In his current position, he assists Vice President of Pro Personnel Michael Parenton in monitoring daily league transactions, overseeing free agency, evaluating pro players and the development of advance scouting reports. Matthews is responsible for prepping all special teams advances for upcoming opponents. He also has extensive experience in compiling projects regarding leaguewide statistical trends and has assisted SVP of Football Operations/Assistant General Manager Khai Harley with salary cap management and player and contract analysis in addition to his scouting roles. Prior to joining the player personnel department in 2015, Matthews served as a video assistant for two years, initially starting with the club in their stadium operations department in 2010 as the Manager of Business Operations.

A native of Cherry Hill, N.J., Matthews is a graduate of Tulane University, where he received a bachelor's degree in both accounting and finance, and a master's of accountancy.



TOSAN EYETSEMITAN

PRO SCOUT

Tosan Eyetsemitan enters his third season as a pro scout with the Saints personnel department after serving as a football administration associate in 2021. In his role, he monitors professional moves throughout the NFL, evaluates professional players and performs advance scouting of future opponents.

Eyetsemitan joined the Saints after four seasons with the Cleveland Browns in their player personnel department, where he held responsibilities in pro scouting, college scouting and administration. Prior to his time in the NFL, Eyetsemitan worked for TD Securities as an investment banking analyst from 2014-17.

The Lincoln, R.I. native played linebacker at the University of Pennsylvania from 2010-13, moving into the starting lineup as a junior for the 2012 Ivy League champions. Following graduation with a bachelor's degree in international political economics in 2014, he participated in the Miami Dolphins' rookie minicamp. In 2022, Eyetsemitan received a master of science in legal studies from Cornell Law School.



JOSH HILL

PRO SCOUT

Following an eight-year playing career with the New Orleans Saints from 2013-20, Josh Hill enters his first season as a pro scout.

FOOTBALL OPERATIONS

Hill played tight end for New Orleans from 2013-20, where he filled various roles as a receiver, blocker, fullback and special teams contributor. Originally signed by the team as a free agent following the 2013 NFL Draft out of Idaho State, the Blackfoot, Idaho native appeared in 117 regular season games with 62 starts for New Orleans and posted career totals of 116 receptions for 1,071 yards with 15 touchdowns and recorded 27 special teams tackles. In nine post-season contests with four starts, he finished with 15 receptions for 166 yards.

Hill, who has worked in the strength and conditioning field since his retirement from his playing career, had career college totals of 152 receptions for 1,338 yards with nine touchdown grabs at Idaho State and graduated with a degree in sports management.



MIKE BAUGH

NATIONAL SCOUT


Mike Baugh, an experienced member of the Saints player personnel department who is entering his 32nd season in the NFL, is in his 22nd season as a member of the club's scouting staff and eighth as a national scout. Baugh is in his second stint with the Saints, rejoining the club in 2008 as an area scout after serving as a pro scout with the club from 2000-04.

From 2005-07, Baugh served as the Assistant Director of Player Personnel for the Miami Dolphins. Prior to arriving in Miami, his responsibilities with New Orleans included evaluating free agent prospects, advance scouting of opponents and assisting in yearly draft preparations.

Baugh opened his National Football League career with the Seattle Seahawks, spending eight years with the club in various capacities. He started as a public relations intern in 1992, served as an administrative assistant to head coaches Tom Flores and Dennis Erickson from 1993-96 and moved to the player personnel department in 1997, where he was a scouting assistant. In 1998, Baugh was named manager of football administration for Seattle and in 1999, his final year with the club, was promoted to assistant director of pro scouting.

Baugh graduated from Central Washington University with a business administration degree in business administration. He and his wife, Christine, have a daughter, Hannah, and a son, Brett.

FOOTBALL OPERATIONS



TERRY WOODEN

NATIONAL SCOUT

Bringing the perspective from a ten-year NFL playing career and as a college evaluator for the last 21 years, Terry Wooden enters his 18th year with the Saints and ninth as a national scout. For his first nine years with the club, he served as an area scout where his responsibilities included evaluating the college prospects located in the Western region of the country.

Wooden joined the Saints in 2007 after serving as a college scout for the Buffalo Bills from 2003-2006.

As a player, Wooden was selected in the second round (29th overall) by Seattle in the 1990 NFL Draft out of Syracuse and played for the Seahawks through 1996. After departing Seattle, he had stints with the Kansas City Chiefs (1997) and Oakland Raiders (1998). He posted career totals of 700 tackles, ten sacks, seven interception returns for 117 yards with one touchdown, 34 passes defended and 12 fumble recoveries. While with the Seahawks, he was voted by his teammates as the club's 1992 Ed Block Courage Award winner, presented to the player who best exemplifies the principles of courage and sportsmanship.

During his college career at Syracuse, Wooden was a four-year starter and selected to the All-East Coast Athletic Conference first-team three times. He graduated in 1990 with a bachelor's degree in sociology. Following his career, Wooden was voted to the Syracuse All-Century Team.

Terry's younger brother, JoJo Wooden, is the senior director of player personnel for the Las Vegas Raiders.



RYAN POWELL

NATIONAL SCOUT

Ryan Powell is in his first season as a national scout for the Saints and his 20th year with the organization.

Powell spent the previous 17 years as a pro scout, bringing extensive experience and perspective of both college and pro scouting to his new position. Powell, who also assisted in yearly draft preparations during his pro scouting tenure, served as a combine scout from 2005-06. Powell started his Saints front office career as a training camp intern in 2004.

Before his tenure with the Saints, Powell served as an assistant on the coaching staff at Linfield College, the 2004 NCAA Division III national champions. He also worked for the Seattle Seahawks for three summers (1998-2000) as a training

FOOTBALL OPERATIONS

camp assistant.

A native of Bend, Ore., Powell graduated with degrees in political science and history from Linfield in 2002. He had a standout prep career at Mountain View High School, where he earned All-State honors prior to playing linebacker at Linfield.



JON SANDUSKY

AREA SCOUT

Jon Sandusky, a veteran of 23 seasons in player personnel, enters his tenth season with the New Orleans Saints as an area scout. Prior to his arrival in New Orleans, he spent five seasons with the Cleveland Browns, four as director of player personnel and one as a player personnel associate. He joined the Browns in 2010 after serving nine years in the Philadelphia Eagles player personnel department. He joined the Eagles in 2001 as an intern, served as pro scout from 2002-07 and was promoted to director of pro personnel in 2008. In 2000, Sandusky began his career as a coaching intern in 2000 at Penn State.

A native of State College, Pa., Sandusky played safety for Penn State from 1996-99 and earned an exercise science degree. He was a member of the Big Ten's all-academic squad from 1998-99 and received the Frank Patrick Commitment Award in 1998 for his dedication, academics and conditioning.



CASEY TALLEY

AREA SCOUT

Casey Talley enters his ninth season as an area scout and his 13th year as a member of the New Orleans Saints player personnel staff.

Prior to his promotion in 2016, Talley worked for two years as the club's combine scout. From 2012-13, he served as a player personnel assistant. In his role, he assisted the team's player personnel department in various areas, including evaluating both college and professional players, advance scouting of upcoming opponents, in-season tryouts and attending college pro days.

Talley graduated from the University of Oklahoma in 2011 with a bachelor's degree in business administration.

FOOTBALL OPERATIONS



JOEY VITT JR.

AREA SCOUT

Joey Vitt Jr. is in his 16th season with the New Orleans Saints personnel department. He is entering his ninth season as an area scout, focusing on the Northeast region of country. He first joined the club in 2009 as a scouting assistant and served as a combine scout from 2012-14.

Vitt was born on March 3, 1980 in Towson, Maryland. He attended Towson University, where he majored in sports management. He is the son of longtime NFL coach Joe Vitt, who served as assistant head coach/linebackers with the Saints from 2006-16 and is currently a senior defensive assistant with the Denver Broncos.



C.J. LEAK

AREA SCOUT

Returning to New Orleans in 2021 to serve as an area scout, C.J. Leak enters his sixth season with the club and 17th overall on an NFL player personnel staff.

Leak returned to New Orleans after serving as the team's combine scout from 2016-17. From 2018-20, he served as assistant director of pro personnel of the

Houston Texans, with Houston capturing two straight AFC South division titles from 2018-19.

Prior to his first stint with New Orleans, Leak spent eight seasons (2008-15) with the Buffalo Bills player personnel department, including three as an area scout. He received his start with the Bills as a pro personnel assistant and then worked three years as the team's BLESTO scouting representative. Leak spent three seasons (2005-08) as a defensive graduate assistant/recruiting quality control coach at the University of Florida, where he helped the Gators capture two BCS National Championships.

Before joining the NFL front office ranks, Leak spent a portion of 2006 on the Bills' practice squad and spent the 2007 preseason with the Tampa Bay Buccaneers. As a collegiate athlete, he spent two years at Wake Forest before transferring to the University of Tennessee to finish out his playing career. Leak graduated from Tennessee in 2004 with a bachelor's degree in sociology.

Leak's father, Curtis, was drafted by the Green Bay Packers in 1976 and spent four years in the National Football League with Green Bay, Pittsburgh, Tampa Bay and the Los Angeles Rams. Leak's younger brother, Chris was the quarterback for the 2006 National Champion Gators and coached Florida's wide receivers in 2014.

FOOTBALL OPERATIONS



PAUL ZIMMER

AREA SCOUT

Paul Zimmer enters his 18th season with the New Orleans Saints and his third as an area scout. Zimmer is responsible for a region that includes the states of Alabama, Arkansas, Iowa, Louisiana and Missouri.

Zimmer moved into the college scouting position full-time in 2021 after spending eight seasons as the club's college scouting coordinator, after originally adding area scouting responsibilities in 2014. In that position, Zimmer was responsible for maintaining the day-to-day operations of the club's college scouting department and its scouting staff, as well as processing and organizing information on draft-eligible players. In addition to these duties, he took over as the area scout for colleges in Louisiana, Mississippi, Arkansas, and Missouri in 2017. From 2014-16, he served as the area scout for South Dakota, North Dakota, Minnesota, Montana, Iowa, and Nebraska.

The Sioux Falls, S.D. native served as a video assistant from 2010-13, where his primary duties were filming all games and practices, organizing weekly game film from other teams and creating specialized cutups for the coaching staff. He first joined the club as a ticket and suite sales account executive in 2007.

Zimmer played rugby at Northwest Missouri State and graduated in 2007 with a bachelor's degree in marketing.



MIKE DIJULIO

AREA SCOUT

Mike DiJulio, a 13-year veteran of player personnel, enters his seventh season with the New Orleans Saints in 2024. It will be his fifth year as an area scout after serving as a combine scout from 2018-19.

From 2014-16, DiJulio served as general manager of football operations for the Arena Football League's Orlando Predators, a time when the Predators qualified for the playoffs all three seasons, captured two division titles and advanced to the conference championship once. DiJulio also previously served as the director of player personnel for the Portland Thunder (2013-14) and as the director of communications/player personnel assistant for the Utah Blaze (2011-13).

DiJulio began his career in football as a research assistant for Scouting Services Inc. from 2009-11. He graduated from Washington State University with a bachelor's degree in social sciences.

FOOTBALL OPERATIONS



MATT PHILLIPS

AREA SCOUT

Matt Phillips enters his eighth season with the Saints and second as an area scout.

In his current role, Phillips focuses on scouting the Mid-South and Upper Midwest regions of the country. As the club's combine scout from 2019 through the 2023 NFL Draft, Phillips worked for the Saints and the

National Scouting Combine, where his reports on college prospects were shared with other teams that are members of the service. After arriving in New Orleans following graduation from college in 2017, Phillips served as a scouting assistant with the Saints for two seasons.

Phillips graduated from Ohio University in 2017 with a bachelor's degree in sports management and a minor in business administration. As an undergraduate, he served as a football recruiting assistant. The Chicago native also served in summer athletic department internships at Northwestern University in 2014 and 2015.



WILL MARTINEZ

COMBINE SCOUT

Will Martinez enters his sixth season with the Saints and second as combine scout.

As the club's combine scout, Martinez works for the Saints and the National Scouting Combine, where his reports on college prospects are shared with other teams that are members of the service. Coming to


New Orleans in 2019 following graduation from college, Martinez served as a scouting assistant with the Saints for two seasons before being promoted to scouting coordinator in 2021, a position in which he served for two years.

Prior to his arrival in New Orleans, Martinez served as a recruiting assistant at the University of Georgia in 2018, where he identified, evaluated and marketed football recruits within the Bulldogs coaching staff members' assigned regions and positions, while directly assisting in the program's recruiting operations for travel, official/unofficial visit itineraries, summer camps and film. He also managed a staff of student assistants in the Georgia recruiting department.

Martinez received his bachelor's degree in business administration from the University of Tennessee in 2018, where he was a wide receiver for the Volunteers' 2015 and 2016 bowl teams. He began his post-playing career as a student assistant in 2017, working with the defensive and special teams coaches. Martinez's father, Willie, owns nearly 40 years of coaching experience and

FOOTBALL OPERATIONS

currently serves as secondary coach at Tennessee.



ZIAD QUBTI
COLLEGE SCOUTING COORDINATOR

Ziad Qubti enters his second season as college scouting coordinator of the New Orleans Saints after spending four seasons in the college ranks.

Prior to joining New Orleans, Qubti served as assistant to the head coach at Louisiana Tech University from 2022-23, where he supported Head Coach Sonny Cumbie and the football staff in multiple facets. He served as the team's Pro Player and NFL Scout liaison, assisted in coordination of team travel, organized and managed the team's calendar and worked with multiple departments and stakeholders at the University for football-related projects.

Qubti received his bachelor's degree in business management from Texas Tech in 2021, where he served as an offensive student assistant for three years.



FRED MCAFEE
VICE PRESIDENT/PLAYER ENGAGEMENT

Fred McAfee begins his 18th year in a player development role after playing ten seasons with the club as part of a 15-year NFL playing career, both at running back and as a special teams ace. With a wide-range of responsibilities centered around helping players and their families improve their quality of life and invest in their futures, McAfee was promoted to Vice President/Player Engagement in 2021.

As part of the team's commitment to encouraging the lifelong wellness of their players, McAfee has created and fostered programs over the past 17 years as the organization's head of player engagement that allow players to develop off-the-field during and beyond their playing careers. Responsible for the team's off-field training and educating players through club and league initiatives, he also organizes continuing college education opportunities, internships, life skills training seminars, financial education classes and family assistance. Along with his daily interactions with veteran players, McAfee also runs the Saints rookie transition program, which serves as an introduction into life in the NFL, aiding them in learning how to manage the increased stress and responsibility of being an NFL player, assisting them during their integration into the team and creating a better understanding of what it takes and means to be a successful player, both on and off the field.

FOOTBALL OPERATIONS

The transition to the front office has been smooth for McAfee, who was known leaguewide as a positive influence in the locker room during his playing career. He played in 194 career regular season games and 14 postseason contests, including 122 regular season games and three playoff contests in two stints with New Orleans. Picked by the Saints in the sixth round of the 1991 NFL Draft out of Mississippi College, he played for the first three of the club's division champion teams and has been an administrator for the additional six, including the 2009 Super Bowl XLIV Championship campaign.

McAfee first played for the Saints from 1991-1993, leading New Orleans in rushing as a rookie with a career-high 494 yards. That season the Saints won their first NFC West division title. Following a seven-game stint with the Arizona Cardinals in 1994, he was signed by the Pittsburgh Steelers later that season. He stayed with the Steelers until 1998 and served as their special teams captain for two seasons. McAfee rejoined the Saints in 2000 following a brief stint in Tampa Bay and was voted to the 2002 Pro Bowl for his stellar special teams play. The final game of his playing career was the 2006 regular season finale vs. the Carolina Panthers, and one of the final carries of McAfee's career was a six-yard burst for a touchdown in the third quarter. McAfee was selected to the Saints Hall of Fame in 2022, for his excellence on special teams.

McAfee played at Mississippi College from 1987-90 and is the school's all-time leader in rushing (4,416), rushing touchdowns (38) and all-purpose yards (6,230). He graduated with a bachelor's degree in mass communications in 1991 and was inducted into the school's Athletic Hall of Fame in 2002, the Division II College Football Hall of Fame in 2011 and into the Mississippi Sports Hall of Fame in 2015. In 2007, he completed the NFL Managers Program at Stanford University's Executive Education Graduate School of Business. He has also completed his Athlete Development Professional Certification at the Wharton School of Business.

FOOTBALL OPERATIONS

FOOTBALL OPERATIONS



DEBBIE GALLAGHER
Executive Assistant
to the EVP/GM



DANNY LAWLESS
Director of Security



ZACH STUART
Director of Analytics



CHAD VINCENT
Director of Football
Applications



BEN AUTIN
Senior Software
Developer



ABBY WINGO
Software Developer



MICHAEL VENIT
Football Data Analyst



GRANT MATHEWS
Manager of Team
Operations



EVAN MEYERS
Assistant Player
Engagement/Legends &
Alumni Manager



DAN SIMMONS
Alumni/Legends
Development
Coordinator



HARRY PIPER
Personnel Assistant



RISHI DESAI
Scouting Assistant

FOOTBALL OPERATIONS



DOUG MILLER

EXEC. DIR. OF FOOTBALL COMMUNICATIONS

Douglas Miller enters his 33rd season in the National Football League and his 18th campaign with the New Orleans Saints, where he is responsible for the team's day-to-day communications and public relations efforts. Miller joined the Saints staff in 2006 after 15 seasons with the New York Jets, where he served in a variety of roles, including his last four as director of public relations. He began his career in 1991 as an intern in the Jets' department before being hired full-time.

Miller's worked 13 Super Bowls, numerous AFC Championship games and has served on a variety of committees, including the Super Bowl and NBA All-Star game.

The Pittsburgh, Pa. native first served as a student assistant in the Sports Information Department at the University of Pittsburgh as an undergraduate in the late 1980's. He completed his Bachelor of Arts from the State University of New York. Miller resides on the Northshore with his wife, Carolyn. They have one son, Tyler and one daughter, Lauren.

COMMUNICATIONS/PHOTOGRAPHY STAFF



MICHAEL C. HEBERT
Director of
Photography




JUSTIN MACIONE
Director of Football
Communications/
Publications Director




DAVIS FRIEND
Football Communications
Coordinator



SAM SHANNON
Corporate
Communications Manager



GRANT SEGAR
Communications, Govt.
Relations and Special
Projects Coordinator



CASS LAPEYRE
Football Communications
Associate

FOOTBALL OPERATIONS



DAVE DESPOSITO

VIDEO DIRECTOR

Dave Desposito, who oversees the filming of all games and practices and edits the video on a daily basis for the coaches, scouts and front office personnel, enters his 23rd season with the New Orleans Saints as video director.

Desposito's responsibilities include breaking down the opponent's weekly game video and keeping a detailed archive for the coaching staff. Under his supervision, the Saints have also installed a state-of-the-art, digital editing system networked throughout the Ochsner Sports Performance Center for the coaching and player personnel staff. Desposito also oversaw the club's upgrade to HD technology and is responsible for the "Thunder Cloud" tablet video downloads for players, coaches and road scouts and uploads the weekly game film to the NFL's network cloud.

Desposito came to New Orleans after serving as assistant video director from 1998-2001 for the Jacksonville Jaguars. He worked from 1993-97 for the New York Giants as an intern, coach's show assistant and video assistant.

A native of Little Ferry, N.J., Desposito graduated from William Paterson University with a degree in communications.

VIDEO STAFF



JOE ALLEY
Assistant Video Director



TIM YOUNGBLOOD
Video Assistant



CHRIS MCNEICE
Video Assistant

FOOTBALL OPERATIONS



BEN STOLLBERG

DIRECTOR OF SPORTS MEDICINE

Ben Stollberg is entering his 11th season with the Saints and fourth as Director of Sports Medicine after serving as Assistant Head Athletic Trainer from 2019-20 and Assistant Athletic Trainer from 2014-18.

Prior to his arrival in New Orleans at the start of the 2014 regular season, Stollberg served as an assistant athletic trainer at Mississippi State from 2011-14, where he worked with the Bulldogs football and women's tennis programs. In 2014, Stollberg received the Southeast Athletic Trainers Association's Backbone Award, which recognizes an outstanding assistant athletic trainer in the region.

Stollberg received a master's degree in kinesiology from LSU in 2011, where he served as a graduate assistant from 2009-11, working with the football and men's & women's track & field/cross country programs. He graduated from Marquette University in 2009 with a bachelor of health sciences degree in athletic training.

Stollberg is a member of the National Athletic Trainers Association (NATA) and the Professional Football Athletic Trainers Society. He is certified in Active Release Techniques and is a certified Performance Enhancement Specialist through the National Academy of Sports Medicine (NASM).



SHONE GIPSON

HEAD ATHLETIC TRAINER

Shone Gipson, a 22-year National Football League veteran, enters his fifth season as the New Orleans Saints' head athletic trainer.

Prior to coming to New Orleans in 2020, Gipson served the majority of his NFL athletic training career with the Buffalo Bills and Cleveland Browns. He served as head athletic trainer of the Bills (2015-17), promoted after 12 seasons as an assistant athletic trainer. He served as an assistant athletic trainer with the Browns (2018-19).

Gipson received a bachelor's degree in kinesiology with an emphasis in athletic training from the University of Houston in 1999, where he served as a student trainer for the Cougars' athletic teams. Following his graduation, Gipson served as a graduate assistant athletic trainer at Stephen F. Austin (1999-2001), serving as a summer training intern with the New York Giants (2000) while receiving a master of education in secondary education/athletic training emphasis. He served as a season-long assistant athletic training intern with the Bills (2002-03), before joining Texas A&M as an assistant athletic trainer for men's basketball and golf (2003-04), then returning to Buffalo (2004). He received his first NFL athletic training experience with an internship with the Washington Commanders (1998).

FOOTBALL OPERATIONS



JONATHAN GRESS

DIRECTOR OF REHABILITATION

Jonathan Gress joined the New Orleans Saints in 2018 as an assistant athletic trainer after serving as assistant athletic trainer/physical therapist with the Miami Dolphins for four seasons. In 2019, he was promoted to his current position, where he supervises the rehabilitation of injured players.

Prior to joining the Dolphins, Gress spent four years (2010-14) at the University of Arizona as an assistant athletic trainer/physical therapist. The Norman, Ok. native received his master's degree in physical therapy from Oklahoma University in 2008 and an additional master's degree in athletic training at Texas Tech in 2010.



KEVIN MANGUM

ASSISTANT ATHLETIC TRAINER

Among the club's longest-tenured employees, Assistant Athletic Trainer Kevin Mangum works in conjunction with the other members of the New Orleans Saints training staff to maintain the overall health and welfare of the team while also treating and rehabilitating injured players.

A native of Tylertown, Miss., Mangum has collected a lengthy list of honors as he enters his 44th season with the Saints, including being inducted into the Louisiana Athletic Trainers Association Hall of Fame in 2008.

His contributions have helped the Saints athletic training staff earn several awards, including the 2007 Southeastern Athletic Trainers' Association (SEATA) Professional Athletic Trainers Award, the Fain Cain Memorial Award in 2006 and the NFL Athletic Training Staff of the Year in 1986 and 2006. Mangum received the Southeast Athletic Trainers Association's 1991 Backbone Award, which recognizes an outstanding assistant athletic trainer in the region. In 2015, he was the NFC recipient of the Tim Davey Assistant Athletic Trainer Award, as voted on by his NFL peers with the Professional Football Athletic Trainers Society. In 2022, he was honored by the Saints Hall of Fame with the Joe Gemelli "Fleur-De-Lis" Award, the hall's annual honor recognizing contribution to the franchise. Mangum is a member of both the Southwest Mississippi Junior College and University of Southern Mississippi Sports Hall of Fames.

Mangum was a student athletic trainer for two years at Southwest Mississippi Junior College and two more at the University of Southern Mississippi before joining the Saints in 1981. He received a bachelor's degree in athletic administration with a specialization in athletic training from USM in 1981 and an advanced degree in physical education from the University of New Orleans in 1988.

FOOTBALL OPERATIONS



BOBBY FEEDBACK

ASSISTANT ATHLETIC TRAINER

Bobby Feedback enters his fourth season with the Saints as an assistant athletic trainer. In his role, Feedback assists Director of Sports Medicine Ben Stollberg, Head Athletic Trainer Shone Gipson and the rest of the sports medicine staff in matters pertaining to the supervision and/or administration of injury prevention, treatment and rehabilitation of the team's athletes.

Prior to coming to New Orleans, Feedback served in the same capacity for the University of Alabama Football program from 2018-21. He gained his first NFL experience as a seasonal intern with the Dallas Cowboys from 2014-16.

Feedback earned his bachelor's degree in athletic training from Eastern Kentucky University in 2014 and went on to earn a master's degree in health studies from Alabama in 2018.



NATALIE PHIPPS

ASSISTANT ATHLETIC TRAINER

Natalie Phipps, who brings nine years of experience in the athletic training field, enters her second season with the Saints. She is responsible for treating and rehabilitating players throughout the year as an assistant athletic trainer.

Phipps came to the Saints after spending one year as associate director of athletic medicine for football at Baylor University. After completing her doctoral studies at the University of Miami (Fla.) in May of 2021, Phipps served as a seasonal physical therapist and athletic trainer for the Indianapolis Colts for one year. From 2018-21, while completing her doctoral studies at Miami, she was engaged in several positions throughout the nation. During her tenure with the Hurricanes, she served as an athletic trainer for the school's Department of Wellness and Recreation Club and Intramural Sports. She also volunteered with the school's football program and served physical therapy rotations in Florida, Arizona and Massachusetts to complete her doctoral studies. Phipps received her first practical experience as an undergraduate at Ohio State, serving athletic training and rehabilitation needs with the Buckeyes' football, baseball and track and field programs.

Phipps originally graduated from Ohio State in 2018 with a bachelor's degree in athletic training from their school of health and rehabilitation sciences. She then received her doctorate of physical therapy from Miami in 2021.

FOOTBALL OPERATIONS



JAMIE MEEKS

DIRECTOR OF SPORTS NUTRITION

Since 2015, Jamie Meeks has served as the Director of Sports Nutrition, utilizing her experience and expertise as a Registered Dietitian (RD) and a Board Certified Specialist in Sports Dietetics (CSSD). A graduate of Louisiana State University, Meeks obtained her Bachelor's Degree in Nutritional Sciences/Dietetics in 2009 and Master's Degree in Kinesiology/Exercise Physiology in 2011. She completed her Dietetic Internship at the University of Arkansas for Medical Sciences. During her undergraduate tenure, Meeks distinguished herself through her leadership role as the captain of the LSU Cheerleading squad for three consecutive years. She represented the university across multiple platforms and supported LSU's major athletic accomplishments, including the 2007 National Championship Football team.

Following her academic achievements, Meeks marked a historic milestone at LSU Athletics by becoming the program's first full-time dietitian. In this capacity, she played a crucial role in developing a comprehensive sports nutrition program, primarily aimed at managing athletes' diets and providing education to enhance health and performance. She was a pivotal force behind the inception of Athletic Fueling Stations and played a significant role in planning for a state-of-the-art athletic dining facility. Meeks also launched the Undergraduate Sports Nutrition Internship program at LSU, opening doors for dietetic undergraduates to gain firsthand experience in sports nutrition.

In her capacity with the Saints, Meeks is dedicated to assisting the team achieve optimal nutritional health and crafting effective strategies for fueling, hydration, and supplementation to promote peak athletic performance. Her role extends to providing medical nutritional therapy while closely collaborating with the team's athletic trainers, strength coaches, and medical team. Additionally, she serves as the Director of Finance & Administration for the Professional Football Registered Dietitian Society, while her professional affiliations include membership in the Academy of Nutrition and Dietetics, the Louisiana Dietetic Association, the Collegiate and Professional Sports Dietitians Association, and the Sports and Human Performance Nutrition Dietetic Practice Group.

MEDICAL STAFF



DR. JOHN AMOSS
Chief of Internal
Medicine



DR. KARIM MEIJER
Team Orthopedist



**DR. W. STEPHEN
CHOATE**
Team Orthopedist



DR. DAVID LESLIE
Team Physician

FOOTBALL OPERATIONS



DR. MATT RHEA, PhD

DIRECTOR OF SPORTS SCIENCE

Dr. Matt Rhea enters his third season as the Saints director of sports science after being hired by the team in the 2022 offseason.

In his time in New Orleans, Rhea has implemented a data-driven, scientific training system designed to maximize performance and improve player health. The data that Rhea and his staff collect help determine exactly what areas to focus on in training and optimal recovery strategies for each player. The result is an optimal training program for each player and coordinated development throughout their career.

Rhea previously served in a similar position at the University of Alabama from 2020-21.

In Tuscaloosa, he specialized in the science of sports training to help Alabama's football student athletes reach their full athletic potential. He played an important part on the strength and conditioning/sport science side of a Crimson Tide program that won the SEC title, captured the 2020 College Football Playoff Championship and featured six consensus All-Americans and six NFL first round draft picks. In the 2021 season, the Crimson Tide again won the SEC title, reached the CFP title game, featured four consensus All-Americans and boasted its second consecutive Heisman Trophy winner.

Rhea has worked as a football strength and conditioning coach for a total of 16 years, including Indiana University, where he spent two years as IU's High-Performance Coordinator while working with the Hoosiers' football program, and three different high school football programs. Prior to his successful tenure in Bloomington, he was the head of sport science at IMG Academy from 2016-17. There, he contributed to the optimal development of athletes through innovative assessments and advanced strength and conditioning.

In addition to his professional work, Rhea advanced to become a full professor of kinesiology at A.T. Still University, where he taught courses in sports conditioning and exercise physiology. Rhea has published nearly 100 studies in sports performance enhancement, as well as lecturing in seven different countries.

He played football for three years at UNLV and Southern Utah. He received his bachelor of science degree in physical education from Southern Utah in 1998, a master of science in exercise science and physical education from Arizona State in 2001 and a master of science in sports management from American Public University in 2016. He went on to earn his doctorate of philosophy in 2004 from Arizona State with an exercise and sport science academic focus and an athletic performance enhancement research focus.

Rhea and his wife, Kellie, have five sons, Isaac, Jake, Ethan, Kelen and Karsten, and two grandchildren.

FOOTBALL OPERATIONS



MATT CLAPP

STRENGTH & CONDITIONING

Matt Clapp enters his third season as a strength & conditioning coach for New Orleans. Following a two-year NFL playing career, Clapp has ten years of experience in the strength and conditioning field.

He joined the Saints in 2022 after serving as an assistant strength and conditioning coach at the University of Alabama from 2020-21, where he was part of a strength staff that helped the Crimson Tide capture the 2020 College Football Playoff Championship, which featured six consensus All-Americans and six NFL first round draft picks. In the 2021 season, the Crimson Tide reached the title game and featured four consensus All-Americans, as well as the Heisman Trophy winner in consecutive seasons.

Clapp arrived in Tuscaloosa after serving as an assistant strength and conditioning coach at Indiana University from 2015-19 and on the strength staff at University of Akron (2014-15), University of Arizona (2013-14) and the Arena Football League's Arizona Rattlers (2013). He received his start in the strength and conditioning field following the conclusion of his NFL playing career, when in 2012, he worked at Triple Threat Performance in Scottsdale, Ariz., directing plyometric stations and specific football drills. Clapp is a certified strength and conditioning specialist through the National Strength and Conditioning Association and USAW1.

Following a standout college career at Oklahoma from 2005-09, the Phoenix, Ariz. native was originally signed as a free agent by the Detroit Lions following the 2010 NFL Draft and had practice squad stints with the Saints (2010), Indianapolis Colts (2010), Lions (2011) and Tampa Bay Buccaneers (2011). During his college career in Norman, the team captain played in the 2009 BCS Championship, was a part of four additional bowl teams and a member of three Big 12 championship squads. Clapp collected first-team All-Big 12 honors in 2008 and academic first-team honors in 2008.

Clapp earned his bachelor's degree in social science and educational studies from Oklahoma and his master's degree in sports science/coaching principles from Akron.

FOOTBALL OPERATIONS



CHARLES BYRD

STRENGTH & CONDITIONING

Charles Byrd enters his 17th season as a member of the New Orleans Saints strength and conditioning staff, playing an important role in implementing the team's program with specialized phases in the offseason, preseason and regular season.

Byrd is in his 19th season as a coach and 17th in the NFL. As a player, he spent time on the offseason and training camp rosters of the Cleveland Browns, Green Bay Packers, Washington Commanders and New York Giants from 2005-06 as a defensive back, also playing for the Arena Football League's Las Vegas Gladiators in 2006. Byrd started as a strength and conditioning intern at Miami University (Ohio) in 2006, becoming a graduate assistant in his final year with the Redhawks before coming to New Orleans.

Byrd graduated from Morehead State University in 2005 with a bachelor's degree in university studies, where he played both in the secondary and as a kickoff returner from 2001-04. The Oxford, Ohio native earned Division I-AA Mid-Major All-America honors for two straight seasons. A team captain and three-year starter, he helped the Eagles to three consecutive Pioneer Football League Southern Division championships.



ROB WENNING

STRENGTH & CONDITIONING

Rob Wenning enters his 15th season as a member of the club's strength and conditioning staff.

Wenning came to the Saints in 2010 after serving as a strength and conditioning graduate assistant at LSU from 2008-10, where he completed his master's degree in sports management. During his assistantship in Baton Rouge, he served as the primary strength coach for the swimming and diving and men's tennis teams while assisting with the football and baseball programs. Prior to enrolling in graduate school at LSU, the Coldwater, Ohio native served a football strength and conditioning internship at Ohio State from 2007-08.

Wenning played on the offensive line and at tight end at the University of Findlay (Ohio) from 2003-06, where he received a bachelor's degree in strength and conditioning.

FOOTBALL OPERATIONS



JOHN BAUMGARTNER

HEAD EQUIPMENT MANAGER

Baumgartner enters his 22nd season with the New Orleans Saints, his tenth as head equipment manager.

He began his National Football League career working in the equipment room for the Saints in 2003. In 2008 he was promoted to assistant equipment manager. He also served as head equipment manager of the club's Arena Football League entry, the New Orleans VooDoo in 2007, assisting in the club's equipment department from 2004-05.

In both 2005 and 2020, Baumgartner has been a part of a Saints equipment staff that was selected in a vote by their peers for the Whitey Zimmerman Memorial Award, annually given to the equipment staff that exceeds the usual demands of the position. These awards were based on how the equipment staff overcame extraordinary challenges in the forced evacuation from New Orleans because of Hurricane Katrina in 2005 and the COVID-19 pandemic in 2020.

The son of former Saints defensive lineman Steve Baumgartner, John Baumgartner attended the University of Southern Mississippi, where he played on the offensive line from 2000-02. The Covington native graduated with a bachelor's degree in sports administration in 2004.

EQUIPMENT STAFF




COREY GAUDET
Assistant Equipment
Manager



RICHARD KILLIAN
Assistant Equipment
Manager



BEN STEIB
Assistant Equipment
Manager



NEW ORLEANS SAINTS
ADMINISTRATION

ADMINISTRATION



GREG BENSEL

SVP OF COMMUNICATIONS, BROADCASTING,
COMMUNITY AND GOVERNMENTAL RELATIONS

Greg BenseL, an integral part of the franchise for 27 years, oversees all aspects of the Saints' communications, broadcasting, video production, digital and social media, community relations, youth development and governmental relations departments. In addition, BenseL serves in the same role for the New Orleans Pelicans, as well for the Gayle Benson Team of Businesses, where he provides support in communications, community efforts, governmental and strategic counsel. These businesses include The Gayle Benson Team of Dealerships, Corporate Realty and Benson Capital Partners.

BenseL also oversees and manages GMB Racing, the horse racing operation for Benson, a multi-million-dollar horse business that started in 2014. Three of GMB Racing's horses, Tom's Ready, Mo Tom and Lone Sailor, have competed in the Kentucky Derby. GMB Racing currently has nearly 50 horses at Benson Farm in Paris, Ky., with BenseL assisting in the management and planning of the breedings for the current Benson Farm broodmare band.

BenseL was promoted to vice president of communications for the Saints in 2006 after serving as director of media & public relations for nine seasons. He became Senior Vice President of Communications for both clubs in 2012 after Tom Benson's purchase of the city's NBA franchise.

In his current role, BenseL is responsible for the development and execution of communications strategies for the teams and Benson enterprises, as well as their digital, social and broadcast platforms and the multi-faceted community relations programs, including community relations and youth sports development. BenseL has aligned these groups to maximize their effectiveness both internally and externally, while continuing to spearhead the implementation of key new initiatives to increase their brand awareness. He is also responsible for managing the government relations strategy and policies on behalf of both clubs and all of Mrs. Benson's enterprises.

BenseL has worked on the NFL public relations staffs for three Super Bowls. Prior to joining the Saints, BenseL was director of media relations for the Super Bowl XXXI Host Committee and the Greater New Orleans Sports Foundation. He has also served on the media committee for the NCAA Men's Final Four, the SEC Men's Basketball Tournament and the Sugar Bowl.

A New Orleans native who graduated from Jesuit High School and Tulane University, BenseL started his professional sports career as a media relations administrator for the PGA of America, where he served on the public relations staffs for the 1991 PGA Championship, the 1991 Senior PGA Championship and the 1991 Ryder Cup.

ADMINISTRATION



BEN HALES

SENIOR VP OF MARKETING/COO

Serving as Senior Vice President of Marketing/COO for GMB Management, LLC., Ben Hales oversees the marketing and operational efforts for both the New Orleans Saints and New Orleans Pelicans, as well as Gayle Benson's additional business ventures, overseeing the implementation of business operations that are aligned with short-term and long-term business goals for all her enterprises. Hales, who enters his 25th season with the Saints and 13th with the Pelicans, spent seven years as the Saints Vice President of Marketing and Business Development (2006-12) and six as Senior Vice President of Marketing and Business Development (2012-17) for both the Saints and Pelicans.

On a daily basis with the teams, Hales directs the two teams' marketing, creative and business intelligence efforts, as well as their game and event presentation. He is intricately involved in both clubs' critical planning of short-term and long-range marketing and operations efforts. Hales' duties also entail the playing facility operations at the Caesars Superdome and Smoothie King Center, promotions, advertising and special events.

During the 2012-13 NBA season, the Hornets franchise announced that they would re-brand following the season and become the New Orleans Pelicans. Hales was instrumental in the re-branding efforts from start to finish, helping to first conceptualize the look to represent the Pelicans namesake and leading the planning for the official announcement in January of 2013.

Hales joined the Saints in 2000 as a corporate sales account executive. In 2001, he was promoted to corporate sales and broadcasting manager before becoming a director the following year, assuming the responsibilities of business and marketing operations.

Prior to joining the Saints, Hales worked in television advertising. In addition to his community efforts on behalf of the team, Hales serves on the Super Bowl Bid Executive Committee, the Catholic Community Foundation, GNO, Inc. and the Metropolitan Crime Commission. Hales has also served on the Super Bowl XLVII Host Committee Executive Committee, NBA All-Star Host Committee, NCAA Final Four Committee and as a member of the New Orleans City Park Board of Commissioners.

In 2013, Hales was honored as a Young Leadership Council (YLC) Role Model and was named as one of The Gambit's 40 under 40 in 2012.

A New Orleans native and longtime Saints season ticket holder before joining the club, Hales earned a bachelor's degree in English from the University of Mississippi in 1996.

ADMINISTRATION



ED LANG

SENIOR VP OF FINANCE/CFO

Ed Lang is in his third year as Senior Vice President of Finance/CFO for GMB Management, LLC. In his role, Lang oversees the financial management of the New Orleans Saints and New Orleans Pelicans, as well as Gayle Benson's additional business enterprises, including Pelicans G-League entry the Birmingham Squadron, her regional automotive dealerships, GMB Racing, Corporate Realty and other real estate holdings and Benson Capital Partners.

Entering his 13th year with the Saints and 14th with the Pelicans, Lang was named Senior Vice President/Chief Financial Officer for both clubs in 2012. In his current role, Lang maintains the financial operations for both clubs and oversees information technology and facilities and grounds departments for both clubs.

Overseeing financial operations for the Saints and Pelicans, Lang leads the strategic planning, budgeting, financial reporting and tax and audit processes. He also serves as the primary financial liaison with the Louisiana Stadium and Exposition District, which is responsible for the maintenance, management and enhancement of the playing facilities of the Saints and Pelicans. In addition to working with the LSED for multiple renovations and enhancements of the home stadium and home court of the teams since 2012, Lang has also supervised several expansions of the Ochsner Sports Performance Center, helping provide state of the art playing and practice facilities.

In overseeing the information technology departments for the Saints and Pelicans, Lang focuses on matters such as hardware/software applications and network security/infrastructure.

The Cincinnati, Ohio native first came to New Orleans in 2011, following 13 years with the National Hockey League's Nashville Predators in several different leadership capacities. For his last three years with the club, he served as the team's President of Business Operations after the successful sale of the team to a new ownership group. Lang, who was with the franchise at its inception, began as the organization's Vice President/CFO and was named Executive Vice President of Finance and Administration/CFO in 2005.

Instrumental in assisting the club's founder Craig Leipold in securing the expansion franchise that became the Predators in 1997, Lang was one of the club's first employees, playing an important role in creating the organization's structure and establishing its business operations. He was in charge of all aspects of the Predators operations outside of hockey, including Bridgestone Arena operations and development of the club's long-term plans and goals. He was responsible for the franchise's business operations, which included ticket operations and sales,

ADMINISTRATION

sponsorship sales, broadcasting, marketing, communications and development, administration and finances.

Prior to joining the Predators organization, Lang worked for S.C. Johnson and Son in Racine, Wisc. for 12 years. He served in a variety of business and financial capacities, including venture manager for the office of the chairman, financial support manager, North America professional markets; and financial project manager, corporate financial analysis.

In 2006, Lang was elected to the board of directors for Johnson Outdoors, a leader in the outdoor recreation market. The company designs, manufactures and markets a portfolio of winning, consumer-preferred brands across four categories: watercraft, marine electronics, diving and outdoor equipment.

Lang serves as a board member of the Louisiana Children's Museum. He also previously served on the Loyola University New Orleans School of Business Visiting Committee and as a board member of the Southeast Louisiana Boy Scouts of America. Prior to moving to New Orleans, Lang was very active in the Middle Tennessee community. He served as Chairman of Nashville's Adventure Science Center in 2008-10, and as a member on numerous boards, including the Nashville Convention and Visitors Bureau, the Nashville Downtown Partnership, Make-A-Wish Foundation of Middle Tennessee and the Nashville Predators Foundation.

A 1985 Indiana University graduate with a B.S. in finance, Lang received his MBA from Marquette University in 1992. He is an outdoor enthusiast and has competed in numerous triathlons, marathons and cycling events. He also enjoys skiing and mountain climbing.



VICKY NEUMEIER
SENIOR VP/GENERAL COUNSEL

Vicky Neumeier was named Senior Vice President/General Counsel of the New Orleans Pelicans, in addition to serving in the same position for the New Orleans Saints, in 2012, overseeing all legal aspects of both teams.

Providing comprehensive legal consultation and services to the two clubs' executive staff and assuring compliance in all of the organizations' business endeavors, Neumeier's been a key member of the Saints front office since joining the club in 2000 and was promoted to vice president/general counsel in 2006.

Her responsibilities include drafting key documents - including leases, sponsorship agreements and broadcast contracts - identifying and analyzing legal issues and presenting comprehensive recommendations. In 2020, Neumeier took on added

ADMINISTRATION

duties as the Infection Control Officer of the Saints, with the club's priority being to keep players, coaches, staff and fans safe through the COVID-19 pandemic, which spanned two seasons.

A member of the Louisiana and federal bar associations, Neumeyer spent over five years as an in-house corporate litigation attorney for Exxon prior to joining the Saints. Previously, she served as a judicial clerk for the Supreme Court of Louisiana and was in private practice as a consultant to major corporate clients and law firms.

Neumeyer possesses extensive experience in Sports Law, including antitrust, labor and organizational matters. She also has a comprehensive background in CAD engineering, software development firm drafting, negotiating contracts worldwide, copyrighting and in handling legal business issues.

In 2004, Neumeyer was selected by the Saints to attend the Stanford Business School's Executive Education NFL-Stanford Program for Managers, an educational program and honor known leaguewide as an important training ground for promising executives. She has also been invited to speak at several venues, including Harvard Law School, The Sports Lawyer's Association annual conferences, American Bar Association programs, Tulane Law School, and Loyola University New Orleans Law School. She sits on the boards of The NOCCA Foundation, the INFINITY Science Center, the Arizona State University Sports Law Program as well as the Sports Lawyers' Association.

After completing her undergraduate work Summa Cum Laude at the University of Wisconsin, Neumeyer earned a Master of Science Degree in Audiology at the school. She graduated with honors from Loyola University New Orleans Law School and attained a Master of Law with Distinction with a dual emphasis in Intellectual Property Law and Sports Law from Tulane School of Law.



GREG ROUCHELL
SENIOR VP OF HUMAN RESOURCES

Greg Rouchell is the Senior Vice President of Human Resources for the New Orleans Saints and New Orleans Pelicans. Rouchell oversees all aspects of human resources for both teams, including policies, employee relations, benefits, talent acquisition and retention, as well as diversity, equity, and inclusion efforts. In addition to his human resources responsibilities for both clubs, Rouchell also serves as in-house corporate counsel for Gayle Benson's additional business enterprises, including The Gayle Benson Team of Dealerships, Corporate Realty and Benson Capital Partners.

Prior to joining the organization, Rouchell practiced law at Adams and Reese LLP for nearly 19 years and served as outside legal counsel for both the Saints and Pelicans

ADMINISTRATION

for over a decade. While at the firm, Rouchell served as the Labor & Employment Team Leader and was consistently recognized as one of the Best Lawyers in America® for Commercial Litigation.

Rouchell earned his B.S. in Accounting from Louisiana State University in 2000 and subsequently graduated near the top of his class in 2003 from Loyola University New Orleans College of Law.



MICHAEL STANFIELD
SENIOR VICE PRESIDENT OF SALES

As Senior Vice President of Sales of the New Orleans Saints and New Orleans Pelicans, Michael Stanfield is a key member of the front office for both clubs. The long-time sports administrative executive is responsible for overseeing all revenue generation for both the New Orleans Saints and New Orleans Pelicans.

Entering his 25th season with the Saints and 13th with the Pelicans, Stanfield is responsible for all of both clubs' sales efforts, overseeing season ticket sales, group tickets, floor seats and corporate partnerships, developing sales executives, supervising leases for the Caesars Superdome and Smoothie King Center luxury suites, as well as managing food and beverage on gamedays for both teams. Stanfield also directs a vast merchandising business for both teams flanked by Saints and Pelicans retail operations, as well as maintaining the clubs' high standards of customer service and retention.

Under his direction, the Saints have surpassed the majority of the club's ticket sales milestones, including selling out on a season-ticket basis for the first time in 2006 – a feat that has reached 18-straight seasons. Additionally, the club has leased every Caesars Superdome suite since the beginning of the 2008 campaign. In 2021, 12 field level suites, sold out by Stanfield's staff, made a successful debut. Under his guidance, Saints official merchandise has grown annually into one of the NFL's top sellers. Stanfield also supervises the ticket, suite sales and box office personnel on a daily basis, in addition to serving as the food and beverage service liaison.

Since Stanfield's arrival in 2000, the Saints have sold out every contest in New Orleans but one. Prior to the 2006 season, an innovative season-ticket marketing program fueled the rise of filling the stadium on a season-ticket basis. Fans on all economic levels were reached in an effort to retain existing accounts while cultivating new ones, and those efforts built a waiting list for the first time in franchise history, a list that has continued to grow.

In his tenure with the Saints and Pelicans, Stanfield and his staff have provided elite service and value to all team partners and staff, consistently performing at the top of both leagues in all categories. The Saints were ranked number one by

ADMINISTRATION


the National Football League in Overall Gameday Satisfaction in 2018 and 2019 in a survey conducted by the NFL's League Observation Program and third-party Expert Review Audits of all 32 clubs in an eight-category review. In 2020 and 2021, Stanfield empowered his staff to respond to the challenges of providing the safest and most pleasurable fan experience possible during the COVID-19 pandemic. In the annual league audits, the Saints have ranked among league leaders in categories such as safety, security and mobile ticketing based on recent successful adjustments.

While making fan experience a top priority, Stanfield has also been deeply involved in the extension and expansion of the already sizable corporate sponsorship base for both clubs, providing platforms for companies across the Gulf South and beyond to use the Saints to further their own business objectives. In recent years, Stanfield has directed the extension of long-term agreements with numerous valued partners like Caesars Entertainment, Cox Communications, Entergy and Verizon, as well as the expansion of the Ochsner Health System partnership to include naming rights for the Ochsner Sports Performance Center. In 2021, Stanfield and his staff finalized a ground-breaking 20-year naming rights deal for the Saints' iconic stadium with Caesars Entertainment.

A graduate of St. Leo (Fla.) University, Stanfield started his career in sports in 1988, serving as the assistant general manager of the Clinton (Iowa), Class A minor league baseball team and had attained impressive sales results in sports prior to joining the Saints in 2000. Stanfield has also completed Stanford Business School's Executive Education NFL-Stanford Program for Managers, an educational program and honor known league-wide as an important training ground for promising executives.

Stanfield currently serves on the Board of Directors for the Jefferson Chamber of Commerce, the Super Bowl LIX Host Committee and on the advisory board for Archbishop Chapelle High School. Previously, he served as a member of the Super Bowl XLVII Host Committee and the Executive Host Committee for the 2014 and 2017 NBA All-Star Games. A sports industry public speaker, Stanfield has given presentations at many national events. He is also an active speaker at numerous youth foundations and professional groups both nationally and throughout the Gulf South.

Stanfield and his wife Stacey, have one daughter, Olivia, a sophomore at the University of Alabama.



NEW ORLEANS SAINTS

RECORDS

CAREER LEADERS

SCORING

		TD	PAT	FG	Total
1.	Morten Andersen (1982-94)	0	412	302	1,318
2.	Wil Lutz (2016-22)	0	286	165	781
3.	John Carney (2001-06, 09-10)	0	264	168	768
4.	Doug Brien (1995-2000)	0	144	123	513
5.	Alvin Kamara (2017-)	78	7*	0	482
6.	Marques Colston (2006-15)	72	0	0	432
7.	Garrett Hartley (2008-13)	0	176	82	422
8.	Mark Ingram II (2011-18, 21-22)	57	4*	0	350
9t.	Deuce McAllister (2001-09)	55	0	0	330
.	Jimmy Graham (2010-14, 2023)	55	0	0	330

* – Two-point conversions

TOUCHDOWNS

		No.
1.	Alvin Kamara (2017-)	78
2.	Marques Colston (2006-15)	72
3.	Mark Ingram II (2011-18, 21-22)	57
4.	Deuce McAllister (2001-09)	55
	Jimmy Graham (2010-14, 2023)	55
6.	Dalton Hilliard (1986-93)	53
7.	Joe Horn (2000-06)	50
8.	Eric Martin (1985-93)	48
9.	Pierre Thomas (2007-14)	41
10.	Lance Moore (2005-13)	39

RUSHING YARDS

		Att.	Yards	Avg.	Long	TD
1.	Mark Ingram II (2011-18, 21-22)	1,451	6,500	4.5	75t	52
2.	Deuce McAllister (2001-09)	1,429	6,096	4.3	76t	49
3.	Alvin Kamara (2017-)	1,315	5,829	4.4	74t	54
4.	George Rogers (1981-84)	995	4,267	4.3	79t	23
5.	Dalton Hilliard (1986-93)	1,126	4,164	3.7	65t	39
6.	Pierre Thomas (2007-14)	818	3,745	4.6	48	28
7.	Rueben Mayes (1986-88, 90)	837	3,408	4.1	50	23
8.	Chuck Muncie (1976-80)	788	3,393	4.3	69t	28
9.	Ricky Williams (1999-2001)	814	3,129	3.8	46	16
10.	Tony Galbreath (1976-80)	760	2,865	3.8	74t	27

PASSING YARDS

		Yards	Att.	Comp.	Pct.	TD	Int.
1.	Drew Brees (2006-20)	68,010	8,742	6,017	68.8	491	190
2.	Archie Manning (1971-75, 77-82)	21,734	3,335	1,849	55.4	115	156
3.	Aaron Brooks (2000-05)	19,156	2,771	1,563	56.4	120	84
4.	Bobby Hebert (1985-89, 91-92)	14,630	2,055	1,202	58.5	85	75
5.	Jim Everett (1994-96)	10,622	1,571	958	61.0	60	48
6.	Billy Kilmer (1967-70)	7,490	1,116	592	53.0	47	62
7.	Dave Wilson (1981, 83-88)	6,987	1,039	551	53.0	36	55
8.	Steve Walsh (1990-93)	3,879	620	336	54.2	25	22
9.	Derek Carr (2023-)	3,878	548	375	68.4	25	8
10.	Ken Stabler (1982-84)	3,670	570	326	57.2	17	33

CAREER LEADERS

PASSING TOUCHDOWNS

	TD	ATT.	COMP.	YARDS	PCT.	INT.
1. Drew Brees (2006-20)	491	8,742	6,017	68,010	68.8	190
2. Aaron Brooks (2000-05)	120	2,771	1,563	19,156	56.4	84
3. Archie Manning (1971-75, 77-82)	115	3,335	1,849	21,734	55.4	156
4. Bobby Hebert (1985-89, 91-92)	85	2,055	1,202	14,630	58.5	75
5. Jim Everett (1994-96)	60	1,571	958	10,622	61.0	48
6. Billy Kilmer (1967-70)	47	1,116	592	7,490	53.0	62
7. Dave Wilson (1981, 83-88)	36	1,039	551	6,987	53.0	55
8. Steve Walsh (1990-93)	25	620	336	3,879	54.2	22
Derek Carr (2023-)	25	375	548	3,878	64.8	8
10. Jameis Winston (2020-23)	20	334	200	2,367	59.9	11

RECEPTIONS

	Rec.	Yards	Avg.	Long	TD
1. Marques Colston (2006-15)	711	9,759	13.7	86t	72
2. Michael Thomas (2016-20, 2022-23)	565	6,569	11.6	72t	36
3. Eric Martin (1985-93)	532	7,854	14.8	84	48
4. Joe Horn (2000-06)	523	7,622	14.6	72t	50
5. Alvin Kamara (2017-)	505	4,219	8.4	54	23
5. Jimmy Graham (2010-14, 2023)	392	4,791	12.2	59	55
7. Lance Moore (2005-13)	346	4,281	12.4	80t	38
8. Pierre Thomas (2007-14)	327	2,608	8.0	57	12
9. Danny Abramowicz (1967-73)	309	4,875	15.8	80t	37
10. Reggie Bush (2006-10)	294	2,142	7.3	74	12

RECEIVING YARDS

	Yards	Rec.	Avg.	Long	TD
1. Marques Colston (2006-15)	9,759	711	13.7	86t	72
2. Eric Martin (1985-93)	7,854	532	14.8	84	48
3. Joe Horn (2000-06)	7,622	523	14.6	72t	50
4. Michael Thomas (2016-20, 2022-23)	6,569	565	11.6	72t	36
5. Danny Abramowicz (1967-73)	4,875	309	15.8	80t	37
6. Jimmy Graham (2010-14, 2023)	4,791	392	12.2	59	55
7. Devery Henderson (2004-12)	4,377	245	17.9	84t	21
8. Lance Moore (2005-13)	4,281	346	12.4	80t	38
9. Alvin Kamara (2017-)	4,219	505	8.4	54	23
10. Hoby Brenner (1981-93)	3,849	267	14.4	57	21

PUNTING AVERAGE (MINIMUM 50 ATTEMPTS)

	No.	Avg.	Long
1. Blake Gillikin (2021-22)	160	47.0	68
2. Thomas Morstead (2009-20)	692	46.5	70
3. Mark Royals (1997-98)	176	45.8	66
4. Mitch Berger (2003-05)	227	43.7	69
5. Steve Weatherford (2006-08)	166	43.5	61
6. Lou Hedley (2023-)	75	43.0	62
7. Tommy Barnhardt (1987, 89-94, 99)	515	42.5	65
8. Tom McNeill (1967-69)	130	42.3	81
9. Brian Hansen (1984-88)	363	42.0	66
10. Steve O'Neal (1973)	81	41.7	71

CAREER LEADERS

PUNT RETURN AVERAGE

(MINIMUM 20 RETURNS)	No.	Yds.	Avg.	Long	TD
1. Mel Gray (1986-88)	49	657	13.4	80	1
2. Andre Hastings (1997-99)	23	305	13.3	76	0
3. Rashid Shaheed (2022-)	45	532	11.8	76t	1
4. Eric Guliford (1997-98)	57	599	10.5	40	0
5. Michael Lewis (2001-06)	142	1,482	10.4	83t	1
6. Howard Stevens (1973-74)	54	547	10.1	40	0
7. Deonte Harty (2019-22)	77	752	9.8	53t	1
8. Pete Athas (1976)	35	332	9.5	67	0
9. Marcus Murphy (2015-16)	34	318	9.35	74t	1
10. Chad Morton (2000)	30	278	9.26	51	0

KICKOFF RETURN AVERAGE

(MINIMUM 25 RETURNS)	No.	Yds.	Avg.	Long	TD
1. Walt Roberts (1967)	28	737	26.3	91t	1
2. Darren Sproles (2011-13)	70	1,827	26.1	92	0
3. John Gilliam (1967-68, 1977)	31	809	26.1	94t	1
4. Courtney Roby (2008-12)	94	2,411	25.6	97t	1
5. Eric Guliford (1997-98)	61	1,559	25.6	102t	1
6. Deonte Harty (2019-22)	75	1,907	25.4	75	0
7. Tyrone Hughes (1993-96)	229	5,717	25.0	99t	3
8. Travaris Cadet (2012-16)	63	1,531	24.3	82	0
9. Michael Lewis (2001-06)	243	5,903	24.3	97t	3
10. Deuce McAllister (2001-09)	45	1,091	24.2	63	0

INTERCEPTIONS

	No.	Yds.	Avg.	Long	TD
1. Dave Waymer (1980-89)	37	395	10.7	44	0
2. Tommy Myers (1972-81)	36	621	17.3	97t	2
3. Sammy Knight (1997-2002)	28	464	16.6	91t	4
4. Gene Atkins (1987-93)	21	324	15.4	79	0
5. Dave Whitsell (1967-69)	19	236	12.4	41t	2
6. Johnnie Poe (1981-87)	17	267	15.7	40t	2
7. Toi Cook (1987-93)	16	280	17.5	63t	2
8. Ernie Jackson (1972-77)	15	187	12.5	46	0
Brett Maxie (1985-93)	15	206	13.7	50t	3
Marcus Williams (2017-21)	15	261	17.4	78	1
Marshon Lattimore (2017-)	15	145	9.7	33	2

QUARTERBACK SACKS (SINCE 1982)

	No.
1. Cameron Jordan (2011-)	117.5
2. Rickey Jackson (1981-93)	115.0
3. Wayne Martin (1989-99)	82.5
4. Pat Swilling (1986-92)	76.5
5. Will Smith (2004-12)	67.5
6. Frank Warren (1981-89, 91-94)	52.5
7. Joe Johnson (1994-98, 2000-01)	50.5
8. La'Roi Glover (1997-2001)	50.0
9. Charles Grant (2002-09)	47.0
10. Jim Wilks (1981-93)	45.5

CAREER LEADERS

FIELD GOALS

	Att.	Made	Pct.	Long
1. Morten Andersen (1982-94)	389	302	.776	60
2. John Carney (2001-06, 09-10)	203	168	.828	53
3. Wil Lutz (2016-22)	195	165	.846	60
4. Doug Brien (1995-2000)	149	123	.826	56
5. Garrett Hartley (2008-13)	101	82	.812	55
6. Charlie Durkee (1967-68, 71-72)	101	52	.515	47
7. Tom Dempsey (1969-70)	75	40	.533	63
8. Rich Szaro (1975-78)	57	37	.649	50
9. Blake Grupe (2023-)	37	30	.811	55
10. John Kasay (2011)	34	28	.824	53

GAMES PLAYED (MINIMUM 100)

	No.		No.
1. QB Drew Brees (2006-20)	228	DE Charles Grant (2002-09)	118
2. DE Cameron Jordan (2011-)	209	35. TE Josh Hill (2013-20)	117
3. K Morten Andersen (1982-94)	196	36. LS Zach Wood (2017-)	115
4. LB Rickey Jackson (1981-93)	195	37. T/G Andrus Peat (2015-)	111
5. P Thomas Morstead (2009-20)	190	38. P Tommy Barnhardt (1987, 89-94, 99)	110
6. DE Frank Warren (1981-89, 91-94)	189	39. T Dave Lafary (1977-85)	109
7. T Stan Brock (1980-92)	186	CB Fred Thomas (2000-07)	109
8. DT/DE Jim Wilks (1981-93)	183	41. RB Dalton Hilliard (1986-93)	108
9. TE Hoby Brenner (1981-93)	175	K John Carney (2001-06, 09-10)	108
10. DT Wayne Martin (1989-99)	171	43. LB Pat Swilling (1986-92)	107
11. DT Derland Moore (1973-85)	170	S Gene Atkins (1987-93)	107
12. G Jahri Evans (2006-16)	169	45. G Jake Kupp (1967-75)	106
13. T Zach Strief (2006-17)	158	DE Joe Johnson (1994-98, 2000-01)	106
14. G/T Jim Dombrowski (1986-96)	151	DT David Onyemata (2016-22)	106
15. DB Dave Waymer (1980-89)	149	48. DE/DT Willie Whitehead (1999-06)	105
16. WR Marques Colston (2006-15)	146	RB Pierre Thomas (2007-14)	105
17. LS Kevin Houser (2000-08)	144	50. DE/LB Renaldo Turnbull (1990-96)	104
18. WR Eric Martin (1985-93)	143	51. DT Elex Price (1973-80)	103
19. C Joel Hilgenberg (1984-93)	142	S Malcolm Jenkins (2009-13, 20-21)	103
20. DE Will Smith (2004-12)	139	53. FB/RB Wayne Wilson (1979-86)	102
21. C John Hill (1975-84)	138	DE/DT Bruce Clark (1982-88)	102
22. S Tommy Myers (1972-81)	136	WR Joe Horn (2000-06)	102
23. QB Archie Manning (1971-75, 77-82)	134	LS Justin Drescher (2010-16)	102
TE John Tice (1983-92)	134	57. TE Larry Hardy (1978-85)	101
25. LB Sam Mills (1986-94)	133	CB Toi Cook (1987-93)	101
26. T William Roaf (1993-2001)	131	WR Lance Moore (2005-13)	101
27. LB Joe Federspiel (1972-80)	130	RB Alvin Kamara (2017-)	101
28. WR Devery Henderson (2004-12)	124	T Ryan Ramczyk (2017-)	101
S Roman Harper (2006-13, 2016)	124	62. CB Johnnie Poe (1981-87)	100
30. RB Mark Ingram II (2011-18, 21-22)	123	C Jerry Fontenot (1997-2003)	100
31. RB Fred McAfee (1991-93, 2000-06)	122		
32. LB Vaughan Johnson (1986-93)	120		
33. S Brett Maxie (1985-93)	118		

YEARLY LEADERS

SCORING

		TD	PAT	FG	Points
1967 —	Charlie Durkee	-	27-27	14-32	69
1968 —	Charlie Durkee	-	27-27	19-37	84
1969 —	Tom Dempsey	-	33-35	22-41	99
1970 —	Tom Dempsey	-	16-17	18-34	70
1971 —	Charlie Durkee	-	24-25	16-23	72
1972 —	Danny Abramowicz	7	-	-	42
1973 —	Bill McClard	-	9-9	13-24	48
1974 —	Bill McClard	-	19-20	9-16	46
1975 —	Rich Szaro	-	17-17	10-16	47
1976 —	Rich Szaro	-	18-23	25-29	79
1977 —	Henry Childs	9	-	-	54
1978 —	Tony Galbreath	7	0-1	-	42
	Chuck Muncie	7	-	-	42
1979 —	Garo Yepremian	-	39-40	12-16	75
1980 —	Benny Ricardo	-	31-34	10-17	61
1981 —	George Rogers	13	-	-	78
1982 —	Wayne Wilson	5	-	-	30
1983 —	Morten Andersen	-	37-38	18-24	91
1984 —	Morten Andersen	-	34-34	20-27	94
1985 —	Morten Andersen	-	27-29	31-35	120
1986 —	Morten Andersen	-	30-30	26-30	108
1987 —	Morten Andersen	-	37-37	28-36	121
1988 —	Morten Andersen	-	32-33	26-36	110
1989 —	Dalton Hilliard	18	-	-	108
1990 —	Morten Andersen	-	29-29	21-27	92
1991 —	Morten Andersen	-	38-38	25-32	113
1992 —	Morten Andersen	-	33-34	29-34	120
1993 —	Morten Andersen	-	33-33	28-35	117
1994 —	Morten Andersen	-	32-32	28-39	116
1995 —	Doug Brien	-	16-16	12-17	52
1996 —	Doug Brien	-	18-18	21-25	81
1997 —	Doug Brien	-	22-22	23-27	91
1998 —	Doug Brien	-	31-31	20-22	91
1999 —	Doug Brien	-	20-21	24-29	92
2000 —	Doug Brien	-	37-37	23-29	106
2001 —	John Carney	-	32-32	27-31	113
2002 —	John Carney	-	37-37	31-35	130
2003 —	John Carney	-	36-37	22-30	102
2004 —	John Carney	-	38-38	22-27	104
2005 —	John Carney	-	22-22	25-32	97
2006 —	John Carney	-	46-47	32-25	115
2007 —	Marques Colston	11	-	-	66
2008 —	Pierre Thomas	12	-	-	72
2009 —	John Carney	-	50-52	13-17	89
2010 —	Garrett Hartley	-	40-40	20-25	100
2011 —	John Kasay	-	63-63	28-34	147
2012 —	Garrett Hartley	-	57-57	18-22	111
2013 —	Garrett Hartley	-	41-41	22-30	101
2014 —	Shayne Graham	-	46-47	19-22	103
2015 —	Kai Forbath	-	33-34	9-13	60
2016 —	Wil Lutz	-	49-50	28-34	133
2017 —	Wil Lutz	-	47-50	31-36	140
2018 —	Wil Lutz	-	52-53	28-30	136
2019 —	Wil Lutz	-	48-49	32-36	144
2020 —	Alvin Kamara	21	-	-	126
	Wil Lutz	-	57-58	23-28	126
2021 —	Brett Maher	-	10-12	16-18	58
2022 —	Wil Lutz	-	33-33	23-31	102
2023 —	Blake Grupe	-	40-40	30-37	130

YEARLY LEADERS

RUSHING YARDS

		Att.	Yds.	Avg.	Long TD
1967 — Jim Taylor	130	390	3.0	16	2
1968 — Don McCall	155	637	4.1	48	4
1969 — Andy Livingston	181	761	4.2	18	5
1970 — Tony Baker	82	337	4.1	29	1
1971 — Jim Strong	95	404	4.3	39	3
1972 — Bob Gresham	121	381	3.1	23	3
1973 — Jess Phillips	198	663	3.3	20	0
1974 — Alvin Maxson	165	714	4.3	66t	2
1975 — Mike Strachan	161	668	4.1	21	2
1976 — Chuck Muncie	149	659	4.4	51	2
1977 — Chuck Muncie	201	811	4.0	36	6
1978 — Tony Galbreath	186	635	3.4	20t	5
1979 — Chuck Muncie	238	1,198	5.0	69t	11
1980 — Jimmy Rogers	80	366	4.6	24	1
1981 — George Rogers	378	1,674	4.4	79t	13
1982 — George Rogers	122	535	4.4	38	3
1983 — George Rogers	256	1,144	4.5	76t	5
1984 — George Rogers	239	914	3.8	28	2
1985 — Wayne Wilson	168	645	3.8	41t	1
1986 — Rueben Mayes	286	1,353	4.7	50	8
1987 — Rueben Mayes	243	917	3.8	38	5
1988 — Dalton Hilliard	204	823	4.0	36	5
1989 — Dalton Hilliard	344	1,262	3.7	40	13
1990 — Craig Heyward	129	599	4.6	47t	4
1991 — Fred McAfee	109	494	4.5	34	2
1992 — Vaughn Dunbar	154	565	3.7	25	3
1993 — Derek Brown	180	705	3.9	60	2
1994 — Mario Bates	151	579	3.8	40	6
1995 — Mario Bates	244	951	3.9	66t	7
1996 — Mario Bates	164	584	3.6	33	4
1997 — Ray Zellars	156	552	3.5	27	4
1998 — Lamar Smith	138	457	3.3	33	1
1999 — Ricky Williams	253	884	3.5	25	2
2000 — Ricky Williams	248	1,000	4.0	26t	8
2001 — Ricky Williams	313	1,245	4.0	46	6
2002 — Deuce McAllister	325	1,388	4.3	62	13
2003 — Deuce McAllister	351	1,641	4.7	76t	8
2004 — Deuce McAllister	351	1,074	4.0	71	9
2005 — Antowain Smith	166	659	4.0	42	3
2006 — Deuce McAllister	244	1,057	4.3	57	10
2007 — Reggie Bush	157	581	3.7	22	4
2008 — Pierre Thomas	129	625	4.8	42t	9
2009 — Pierre Thomas	147	793	5.4	34t	6
2010 — Chris Ivory	137	716	5.2	55t	5
2011 — Darren Sproles	87	603	6.9	36	2
2012 — Mark Ingram II	156	602	3.9	31	5
2013 — Pierre Thomas	147	549	3.7	18	2
2014 — Mark Ingram II	226	964	4.3	31	9
2015 — Mark Ingram II	166	769	4.6	70	6
2016 — Mark Ingram II	205	1,043	5.1	75t	6
2017 — Mark Ingram II	230	1,124	4.9	72	12
2018 — Alvin Kamara	194	883	4.6	49t	14
2019 — Alvin Kamara	171	797	4.7	40t	5
2020 — Alvin Kamara	187	932	5.0	49	16
2021 — Alvin Kamara	240	898	3.7	30	4
2022 — Alvin Kamara	223	897	4.0	27	2
2023 — Alvin Kamara	180	694	3.9	17	5

YEARLY LEADERS

LONGEST RUSH

1967 — Don McCall, 48t at Washington, 12/17	1996 — Ray Zellars, 63 vs. Chicago, 10/13
1968 — Don McCall, 48 vs. Washington, 9/22	1997 — Mario Bates, 74t vs. Detroit, 9/21
1969 — Tony Baker, 54 at St. Louis, 11/2	1998 — Lamar Smith, 33 at Indianapolis, 9/27
1970 — Tony Baker, 27 at St. Louis, 10/11	1999 — Billy Joe Tolliver, 33 at Chicago, 10/3
1971 — Jim Strong, 39 at San Francisco, 11/14	2000 — Fred McAfee, 40 vs. Carolina, 10/15; Jerald Moore, 40 vs. St. Louis, 12/24
1972 — Bill Butler, 27 at Atlanta, 11/12	2001 — Deuce McAllister, 54t at Atlanta, 12/9
1973 — Archie Manning, 23 at L.A. Rams, 11/11	2002 — Deuce McAllister, 62 vs. Green Bay, 9/15
1974 — Alvin Maxson, 66t vs. St. Louis, 12/8	2003 — Deuce McAllister, 76t at Philadelphia, 11/23
1975 — Steve Rogers, 22 vs. Chicago, 12/21	2004 — Deuce McAllister, 71 at Carolina, 12/05
1976 — Tony Galbreath, 74t at Kansas City, 9/26	2005 — Antowain Smith, 42 vs. Chicago, 11/6
1977 — Chuck Muncie, 36 vs. L.A. Rams, 10/30	2006 — Deuce McAllister, 57 vs. Tampa Bay, 10/8
1978 — Chuck Muncie, 28 at Atlanta, 11/26	2007 — Aaron Stecker, 26 vs. Philadelphia, 12/23
1979 — Chuck Muncie, 69t vs. Atlanta, 9/2	2008 — Reggie Bush, 43 vs. Atlanta, 12/7
1980 — Tony Galbreath, 26 at L.A. Rams, 9/2	2009 — Reggie Bush, 55 at St. Louis, 11/15
1981 — George Rogers, 79t at Cleveland, 10/18	2010 — Chris Ivory, 55t at Cincinnati, 12/5
1982 — George Rogers, 38 at San Francisco, 11/28	2011 — Darren Sproles, 36 vs. Atlanta, 12/26
1983 — George Rogers, 76t vs. St. Louis, 9/4	2012 — Chris Ivory, 56t vs. Atlanta, 11/11
1984 — Hokie Gajan, 62t at Dallas, 10/21	2013 — Darren Sproles, 38 vs. Carolina, 12/8
1985 — Earl Campbell, 45 at Atlanta, 12/22	2014 — Joseph Morgan, 67 vs. Baltimore, 11/24
1986 — Rueben Mayes, 50 vs. New England, 11/30	2015 — Mark Ingram II, 70 at Washington, 11/15
1987 — Rueben Mayes, 38 vs. San Francisco, 10/25	2016 — Mark Ingram II, 75t at San Francisco, 10/23
1988 — Craig Heyward, 73t vs. L.A. Raiders, 10/23	2017 — Alvin Kamara, 74t at L.A. Rams, 11/26
1989 — Dalton Hilliard, 40 vs. L.A. Rams, 11/26	2018 — Alvin Kamara, 49t at N.Y. Giants, 9/30
1990 — Gill Fenerty, 60t at L.A. Rams, 12/9	2019 — Alvin Kamara, 40t at Tennessee, 12/22
1991 — Dalton Hilliard, 65t at Atlanta, 9/29	2020 — Alvin Kamara, 49 vs. Green Bay, 9/27
1992 — Vaughn Dunbar, 25 at Atlanta, 9/20	2021 — Taysom Hill, 44t at N.Y. Jets, 12/19
1993 — Lorenzo Neal, 74t at Atlanta, 9/12	2022 — Taysom Hill, 60t vs. Seattle, 10/7
1994 — Mario Bates, 40 vs. Dallas, 12/19	2023 — Lynn Bowden Jr., 29 at Atlanta, 11/26
1995 — Mario Bates, 66t at New England, 12/3	

PASSING YARDS

	Att.	Comp.	Yards	Pct.	Long	Int	TD
1967 — Gary Cuozzo	260	134	1,562	51.5	49	12	7
1968 — Billy Kilmer	315	167	2,060	53.0	51	17	15
1969 — Billy Kilmer	360	193	2,532	53.6	52	17	20
1970 — Billy Kilmer	237	135	1,557	56.9	46	17	6
1971 — Edd Hargett	210	96	1,191	45.7	49	5	6
1972 — Archie Manning	448	230	2,781	51.3	66t	21	18
1973 — Archie Manning	267	140	1,642	52.4	65t	12	10
1974 — Archie Manning	261	134	1,429	51.3	79t	16	6
1975 — Archie Manning	338	159	1,685	47.0	71t	17	7
1976 — Bobby Douglass	212	103	1,288	48.6	74	8	4
1977 — Archie Manning	205	113	1,284	55.1	59t	9	8
1978 — Archie Manning	471	291	3,416	61.8	71t	16	17
1979 — Archie Manning	420	252	3,169	60.0	85	20	15
1980 — Archie Manning	509	309	3,716	60.7	56	20	23
1981 — Archie Manning	232	134	1,447	57.8	55	11	5
1982 — Ken Stabler	189	117	1,343	61.9	48	10	6
1983 — Ken Stabler	311	176	1,988	56.6	48	18	9
1984 — Richard Todd	312	161	2,178	51.6	74	19	11
1985 — Dave Wilson	293	145	1,843	49.5	50	15	11
1986 — Dave Wilson	342	189	2,353	55.3	63t	12	7
1987 — Bobby Hebert	294	164	2,119	55.8	67	9	15
1988 — Bobby Hebert	478	280	3,156	58.6	40t	15	20
1989 — Bobby Hebert	353	222	2,686	62.9	54t	15	15
1990 — Steve Walsh	327	175	1,970	53.5	58	13	12
1991 — Bobby Hebert	248	149	1,676	60.1	65t	8	9
1992 — Bobby Hebert	422	249	3,287	59.0	72t	16	19
1993 — Wade Wilson	388	221	2,457	57.0	42t	15	12

YEARLY LEADERS

PASSING YARDS, CONTINUED		Att.	Comp.	Yards	Pct.	Long	Int	TD
1994 —	Jim Everett	540	346	3,855	64.1	78t	18	22
1995 —	Jim Everett	567	345	3,970	60.8	70t	14	26
1996 —	Jim Everett	464	267	3,117	57.5	51	16	12
1997 —	Heath Shuler	203	106	1,288	52.2	89t	14	2
1998 —	Billy Joe Tolliver	199	110	1,427	55.3	82t	4	8
1999 —	Billy Joe Tolliver	268	139	1,916	51.9	57	16	7
2000 —	Jeff Blake	302	184	2,025	60.9	49t	9	13
2001 —	Aaron Brooks	558	312	3,832	55.9	63	22	26
2002 —	Aaron Brooks	528	283	3,685	53.6	64	15	27
2003 —	Aaron Brooks	518	306	3,546	59.1	76t	8	24
2004 —	Aaron Brooks	542	309	3,810	57.0	57	16	21
2005 —	Aaron Brooks	431	240	2,882	55.7	66	17	13
2006 —	Drew Brees	554	356	4,418	64.3	86t	11	26
2007 —	Drew Brees	652	440	4,423	67.5	58	18	28
2008 —	Drew Brees	635	413	5,069	65.0	84t	17	34
2009 —	Drew Brees	514	363	4,388	70.6	75t	11	34
2010 —	Drew Brees	658	448	4,620	68.1	80t	22	33
2011 —	Drew Brees	657	468	5,476	71.2	79t	14	46
2012 —	Drew Brees	670	422	5,177	63.0	80t	19	43
2013 —	Drew Brees	650	446	5,162	68.6	76t	12	39
2014 —	Drew Brees	659	456	4,952	69.2	69t	17	33
2015 —	Drew Brees	627	428	4,870	68.3	80t	11	32
2016 —	Drew Brees	673	471	5,208	70.0	98t	15	37
2017 —	Drew Brees	536	386	4,334	72.0	54t	8	23
2018 —	Drew Brees	489	364	3,992	74.4	72t	5	32
2019 —	Drew Brees	378	281	2,979	74.3	61t	4	27
2020 —	Drew Brees	390	275	2,942	70.5	52t	6	24
2021 —	Jameis Winston	161	95	1,170	59.0	72t	3	14
2022 —	Andy Dalton	378	252	2,871	66.7	64	9	18
2023 —	Derek Carr	548	375	3,878	68.4	58t	8	25

LONGEST PASS COMPLETION

1967 —	96, Billy Kilmer to Walter Roberts at Philadelphia, 11/19
1968 —	51, Billy Kilmer to Jim Hester vs. Pittsburgh, 12/15
1969 —	70, Jim Ninowski to Don Shy at L.A. Rams, 10/5
1970 —	49, Edd Hargett to Bob Shaw at Cincinnati, 11/29
1971 —	63, Archie Manning to Danny Abramowicz at Houston, 10/3
1972 —	66t, Archie Manning to Dave Parks at N.Y. Giants, 10/8
1973 —	65t, Archie Manning to Jubilee Dunbar at Los Angeles, 11/11
1974 —	79t, Archie Manning to Bob Newland vs. Los Angeles, 11/17
1975 —	71t, Archie Manning to Larry Burton vs. Atlanta, 11/2
1976 —	74, Bobby Douglass to Tinker Owens vs. San Francisco, 12/12
1977 —	59t, Archie Manning to Henry Childs vs. Green Bay, 9/18
1978 —	71t, Archie Manning to Larry Hardy at Atlanta, 11/26
1979 —	85, Archie Manning to Wes Chandler at San Francisco, 9/23
1980 —	56, Archie Manning to Brooks Williams vs. Atlanta, 10/19
1981 —	55, Archie Manning to Wayne Wilson at Cleveland, 10/18
1982 —	48, Ken Stabler to Aundra Thompson at Chicago, 9/19
1983 —	48, Ken Stabler to Kenny Duckett at L.A. Rams, 9/11
1984 —	74, Richard Todd to Tyrone Young at Chicago, 10/7
1985 —	76t, Bobby Hebert to Eugene Goodlow vs. San Francisco, 12/15
1986 —	84, Bobby Hebert to Eric Martin vs. Green Bay, 9/14
1987 —	82t, John Fourcade to Mike Waters vs. L.A. Rams, 10/4
1988 —	40, Bobby Hebert to John Tice vs. Dallas, 10/3
	40t, Bobby Hebert to Eric Martin vs. Denver, 11/20
1989 —	54t, Bobby Hebert to Floyd Turner at Rams, 10/22
	54t, John Fourcade to Dalton Hilliard at Buffalo, 12/10
1990 —	68t, John Fourcade to Floyd Turner at Atlanta, 10/7
1991 —	65t, Bobby Hebert to Floyd Turner vs. Chicago, 10/27
1992 —	72t, Bobby Hebert to Wesley Carroll vs. Chicago, 9/13

YEARLY LEADERS

LONGEST PASS COMPLETION, CONTINUED

1993	—	63t, Mike Buck to Quinn Early at Pittsburgh, 10/17
1994	—	78t, Jim Everett to Michael Haynes at Atlanta, 12/11
1995	—	70t, Jim Everett to Quinn Early vs. Atlanta, 9/17
1996	—	57t, Doug Nussmeier to Terry Guess vs. Atlanta, 12/8
1997	—	89t, Heath Shuler to Randal Hill at Chicago, 10/5
1998	—	89t, Kerry Collins to Andre Hastings vs. Dallas, 12/6
1999	—	90t, Billy Joe Hobert to Eddie Kennison vs. Atlanta, 10/10
2000	—	53t, Aaron Brooks to Willie Jackson vs. Oakland, 11/19
2001	—	63, Aaron Brooks to Willie Jackson at San Francisco, 11/11
2002	—	64, Aaron Brooks to Jerome Pathon vs. Pittsburgh, 10/6
2003	—	76t, Aaron Brooks to Donté Stallworth vs. Dallas, 12/28
2004	—	57, Aaron Brooks to Joe Horn vs. Kansas City, 11/14
2005	—	66, Aaron Brooks to Devery Henderson at Minnesota, 9/25
2006	—	86t, Drew Brees to Marques Colston at Carolina, 10/1
2007	—	58, Drew Brees to David Patten at Tampa Bay, 9/16
2008	—	84t, Drew Brees to Devery Henderson vs. Tampa Bay, 9/7
2009	—	75t, Drew Brees to Devery Henderson vs. New England, 11/30
2010	—	80t, Drew Brees to Lance Moore vs. Atlanta, 9/26
2011	—	79t, Drew Brees to Devery Henderson vs. Chicago, 9/18
2012	—	80t, Drew Brees to Joseph Morgan at Green Bay, 9/30
2013	—	76t, Drew Brees to Kenny Stills vs. Tampa Bay, 12/29
2014	—	69t, Drew Brees to Kenny Stills at Pittsburgh, 11/30
2015	—	80t, Drew Brees to C.J. Spiller vs. Dallas, 10/4
2016	—	98t, Drew Brees to Brandin Cooks vs. Oakland, 9/11
2017	—	54t, Drew Brees to Ted Ginn Jr. vs. Atlanta, 12/24 54, Drew Brees to Brandon Coleman vs. Chicago, 10/29
2018	—	72t, Drew Brees to Michael Thomas vs. L.A. Rams, 11/4
2019	—	61t, Drew Brees to Jared Cook at Tennessee, 12/22
2020	—	52t, Drew Brees to Alvin Kamara vs. Green Bay, 9/27
2021	—	72t, Jameis Winston to Deonte Harty at Washington, 10/10
2022	—	68t, Taysom Hill to Rashid Shaheed vs. Atlanta, 12/18
2023	—	58t, Derek Carr to Rashid Shaheed at Indianapolis, 10/29

RECEIVING YARDS

	No.	Yds.	Avg.	Long	TD		
1967	—	Danny Abramowicz	50	721	14.4	80t	6
1968	—	Danny Abramowicz	54	890	16.4	47t	7
1969	—	Danny Abramowicz	73	1,015	13.9	49t	7
1970	—	Danny Abramowicz	55	906	16.5	48	5
1971	—	Danny Abramowicz	37	657	17.8	63	5
1972	—	Bob Newland	47	579	12.3	42	2
1973	—	John Beasley	31	280	9.0	22	1
1974	—	Alvin Maxson	42	294	7.0	22	1
1975	—	Alvin Maxson	41	234	5.7	33	0
1976	—	Tony Galbreath	54	420	7.8	35	1
1977	—	Tony Galbreath	41	265	6.5	30	0
1978	—	Tony Galbreath	74	582	7.9	35	2
1979	—	Wes Chandler	65	1,069	16.4	85	6
1980	—	Wes Chandler	65	975	15.0	50	6
1981	—	Jack Holmes	38	206	5.4	19	0
1982	—	Jeff Groth	30	383	12.8	39	1
1983	—	Jeff Groth	49	585	11.9	42	1
1984	—	Hokie Gajan	35	288	8.2	51	2
1985	—	Hoby Brenner	42	652	15.5	30	3
1986	—	Mike Jones	48	625	13.0	45	3
1987	—	Eric Martin	44	778	17.7	67	7
1988	—	Eric Martin	85	1,083	12.7	40t	7
1989	—	Eric Martin	68	1,090	16.0	53t	8
1990	—	Eric Martin	63	912	14.5	58	5
1991	—	Eric Martin	66	803	12.2	30	4
1992	—	Eric Martin	68	1,041	15.3	52t	5

YEARLY LEADERS

RECEIVING YARDS, CONTINUED		No.	Yds.	Avg.	Long	TD
1993 — Eric Martin	66	950	14.4	54t	3	
1994 — Quinn Early	82	894	10.9	33	4	
1995 — Quinn Early	81	1,087	13.4	70t	8	
1996 — Torrance Small	50	558	11.2	41	2	
1997 — Randal Hill	55	761	13.8	89t	2	
1998 — Sean Dawkins	53	823	15.5	64t	1	
1999 — Eddie Kennison	61	835	13.7	90t	4	
2000 — Joe Horn	94	1,340	14.3	52	8	
2001 — Joe Horn	83	1,265	15.2	56	9	
2002 — Joe Horn	88	1,312	14.9	63	7	
2003 — Joe Horn	78	973	12.5	50t	10	
2004 — Joe Horn	94	1,399	14.9	57	11	
2005 — Donté Stallworth	70	945	13.5	43	7	
2006 — Marques Colston	70	1,038	14.8	86t	8	
2007 — Marques Colston	98	1,202	12.3	45	11	
2008 — Lance Moore	79	928	11.7	70t	10	
2009 — Marques Colston	70	1,074	15.3	68	9	
2010 — Marques Colston	84	1,023	12.2	43	7	
2011 — Jimmy Graham	99	1,310	13.2	59	11	
2012 — Marques Colston	83	1,154	13.9	60	10	
2013 — Jimmy Graham	86	1,215	14.1	56t	16	
2014 — Kenny Stills	63	931	14.8	69t	3	
2015 — Brandin Cooks	84	1,138	13.5	71t	9	
2016 — Brandin Cooks	78	1,173	15.0	98t	8	
2017 — Michael Thomas	104	1,245	12.0	43	5	
2018 — Michael Thomas	125	1,405	11.2	72t	9	
2019 — Michael Thomas	149	1,725	11.6	49	9	
2020 — Alvin Kamara	83	756	9.1	52t	5	
2021 — Marquez Callaway	46	698	15.2	58	6	
2022 — Chris Olave	72	1,042	14.5	53t	4	
2023 — Chris Olave	87	1,123	12.9	51	5	

RECEIVING AVERAGE

(MINIMUM 20 RECEPTIONS)		No.	Yds.	Avg.	Long	TD
1967 — Ray Poage	24	380	15.8	65	0	
1968 — Danny Abramowicz	54	800	16.5	47t	7	
1969 — Al Dodd	37	600	16.2	52	1	
1970 — Al Dodd	28	484	17.3	45t	1	
1971 — Danny Abramowicz	37	657	17.8	63t	5	
1972 — Danny Abramowicz	38	668	17.6	51	7	
1973 — Jubilee Dunbar	23	447	19.4	65t	4	
1974 — Bob Newland	27	490	18.1	79t	2	
1975 — Paul Seal	28	414	14.8	38	1	
1976 — Don Herrmann	34	535	15.7	57	0	
1977 — Henry Childs	33	518	15.7	59t	9	
1978 — Henry Childs	53	869	16.4	52	4	
1979 — Henry Childs	51	846	16.6	51	5	
1980 — Ike Harris	37	692	18.7	44t	6	
1981 — Jeff Groth	20	380	19.0	54	1	
1982 — Jeff Groth	30	383	12.8	39	1	
1983 — Hoby Brenner	41	574	14.0	38t	3	
1984 — Tyrone Young	29	597	20.6	74	3	
1985 — Eugene Goodlow	32	603	18.8	76t	3	
1986 — Eric Martin	37	675	18.2	84	5	
1987 — Eric Martin	44	778	17.7	67	7	
1988 — Eric Martin	85	1,083	12.7	40t	7	
1989 — Brett Perriman	20	356	17.8	47	0	
1990 — Floyd Turner	21	396	18.9	68t	4	
1991 — Quinn Early	32	541	16.9	52	2	
1992 — Quinn Early	30	556	18.9	59t	5	

YEARLY LEADERS

RECEIVING AVERAGE, CONTINUED	No.	Yds.	Avg.	Long	TD
1993 — Quinn Early	45	670	14.9	63t	6
1994 — Torrance Small	49	719	14.7	75t	5
1995 — Michael Haynes	41	597	14.6	48	4
1996 — Michael Haynes	44	786	17.9	51	4
1997 — Andre Hastings	48	722	15.0	39	5
1998 — Keith Poole	24	509	21.2	82t	2
1999 — Keith Poole	42	796	19.0	67t	6
2000 — Joe Horn	94	1,340	14.3	52	8
2001 — Joe Horn	83	1,265	15.2	56	9
2002 — Jake Reed	21	360	17.1	54	3
2003 — Donté Stallworth	25	485	19.4	76t	3
2004 — Jerome Pathon	34	581	17.1	38	1
2005 — Devery Henderson	22	343	15.6	66	3
2006 — Devery Henderson	32	745	23.3	76t	5
2007 — Devery Henderson	20	409	20.5	54	3
2008 — Devery Henderson	32	793	24.8	84t	3
2009 — Robert Meachem	45	722	16.0	54t	9
2010 — Robert Meachem	44	638	14.5	55	5
2011 — Devery Henderson	32	503	15.7	79t	2
2012 — Lance Moore	65	1,041	16.0	51	6
2013 — Kenny Stills	32	641	20.0	76t	5
2014 — Marques Colston	59	902	15.3	57	5
2015 — Willie Snead IV	69	984	14.3	63	3
2016 — Brandin Cooks	78	1,173	15.0	98t	8
2017 — Brandon Coleman	23	364	15.8	54	3
2018 — Tre'Quan Smith	28	427	15.3	62t	5
2019 — Jared Cook	43	705	16.4	61t	9
2020 — Jared Cook	37	504	13.6	46	7
2021 — Deonte Harty	36	570	15.8	72t	3
2022 — Rashid Shaheed	28	488	17.4	68t	2
2023 — Rashid Shaheed	46	719	15.6	58t	5

PUNTS	No.	Yds.	Avg.	Long
1967 — Tom McNeill	74	3,174	42.9	66
1968 — Tom McNeill	49	2,009	41.0	58
1969 — Olie Cordill	42	1,719	40.9	58
1970 — Julian Fagan	77	3,269	42.5	64
1971 — Julian Fagan	77	3,188	41.4	64
1972 — Julian Fagan	71	2,899	40.8	71
1973 — Steve O'Neal	81	3,375	41.7	71
1974 — Tom Blanchard	88	3,704	42.1	71
1975 — Tom Blanchard	92	3,776	41.0	61
1976 — Tom Blanchard	101	3,974	39.3	63
1977 — Tom Blanchard	82	3,474	42.4	66
1978 — Tom Blanchard	84	3,532	42.0	61
1979 — Rick Partridge	57	2,330	40.9	61
1980 — Russell Erxleben	89	3,499	39.3	57
1981 — Russell Erxleben	66	2,672	40.5	60
1982 — Russell Erxleben	46	1,976	43.0	60
1983 — Russell Erxleben	74	3,034	41.0	60
1984 — Brian Hansen	69	3,020	43.8	66
1985 — Brian Hansen	89	3,763	42.3	58
1986 — Brian Hansen	81	3,456	42.7	66
1987 — Brian Hansen	52	2,104	40.5	60
1988 — Brian Hansen	72	2,913	40.5	64
1989 — Tommy Barnhardt	55	2,179	39.6	56
1990 — Tommy Barnhardt	70	2,990	42.7	65
1991 — Tommy Barnhardt	86	3,743	43.5	61
1992 — Tommy Barnhardt	67	2,947	44.0	62
1992 — Tommy Barnhardt	67	2,947	44.0	62

YEARLY LEADERS

PUNTS, CONTINUED		No.	Yds.	Avg.	Long
1993 —	Tommy Barnhardt	77	3,356	43.6	58
1994 —	Tommy Barnhardt	67	2,920	43.6	57
1995 —	Klaus Wilmsmeyer	73	2,965	40.6	53
1996 —	Klaus Wilmsmeyer	87	3,551	40.8	63
1997 —	Mark Royals	88	4,038	45.9	66
1998 —	Mark Royals	88	4,017	45.6	64
1999 —	Tommy Barnhardt	82	3,262	39.8	52
2000 —	Toby Gowin	74	3,043	41.1	58
2001 —	Toby Gowin	76	3,180	41.8	62
2002 —	Toby Gowin	61	2,553	41.9	59
2003 —	Mitch Berger	71	3,144	44.3	59
2004 —	Mitch Berger	85	3,704	43.6	63
2005 —	Mitch Berger	71	3,066	43.2	69
2006 —	Steve Weatherford	77	3,369	43.8	59
2007 —	Steve Weatherford	63	2,757	43.8	61
2008 —	Steve Weatherford	26	1,094	42.1	61
2009 —	Thomas Morstead	58	2,528	43.6	60
2010 —	Thomas Morstead	57	2,618	45.9	64
2011 —	Thomas Morstead	46	2,224	48.3	64
2012 —	Thomas Morstead	74	3,707	50.1	70
2013 —	Thomas Morstead	61	2,859	46.9	61
2014 —	Thomas Morstead	58	2,690	46.4	63
2015 —	Thomas Morstead	56	2,551	45.6	58
2016 —	Thomas Morstead	57	2,751	48.3	66
2017 —	Thomas Morstead	60	2,822	47.0	68
2018 —	Thomas Morstead	43	1,996	46.4	60
2019 —	Thomas Morstead	60	2,770	43.1	64
2020 —	Thomas Morstead	62	2,674	43.1	58
2021 —	Blake Gillikin	83	3,956	47.7	63
2022 —	Blake Gillikin	77	3,571	46.4	68
2023 —	Lou Hedley	75	3,224	43.0	62

PUNT RETURNS

	No.	Yds.	Avg.	Long	TD	
1967 —	Walter Roberts	11	50	4.5	11	0
1968 —	John Gilliam	15	60	4.0	21	0
1969 —	Al Dodd	15	106	7.1	21	0
1970 —	Al Dodd	14	129	9.2	41	0
1971 —	Al Dodd	13	88	6.8	14	0
1972 —	Tommy Myers	9	43	4.8	10	0
1973 —	Howard Stevens	17	171	10.1	37	0
1974 —	Howard Stevens	37	376	10.2	40	0
1975 —	Gil Chapman	17	207	12.2	42	0
1976 —	Pete Athas	35	332	9.5	67	0
1977 —	Rich Mauti	37	281	7.6	33	0
1978 —	Wes Chandler	34	233	6.9	32	0
1979 —	Rich Mauti	27	218	8.1	33	0
1980 —	Rich Mauti	11	111	10.1	18	0
1981 —	Jeff Groth	37	436	11.8	36	0
1982 —	Jeff Groth	21	144	6.9	18	0
1983 —	Jeff Groth	39	275	7.1	30	0
1984 —	Jitter Fields	27	236	8.7	61	0
1985 —	Willie Tullis	17	141	8.3	17	0
1986 —	Eric Martin	24	227	9.5	39	0
1987 —	Mel Gray	24	352	14.7	80	0
1988 —	Mel Gray	25	305	12.2	66t	1
1989 —	Rod Harris	27	196	7.3	20	0
1990 —	Vince Buck	37	305	8.2	33	0
1991 —	Vince Buck	31	260	8.4	52	0
1992 —	Patrick Newman	23	158	6.9	18	0
1993 —	Tyrone Hughes	37	503	13.6	83t	2

YEARLY LEADERS

PUNT RETURNS, CONTINUED		No.	Yds.	Avg.	Long	TD
1994 —	Tyrone Hughes	21	143	6.8	35	0
1995 —	Tyrone Hughes	28	262	9.4	74	0
1996 —	Tyrone Hughes	30	152	5.1	16	0
1997 —	Eric Guliford	47	498	10.6	32	0
1998 —	Andre Hastings	22	307	14.0	76	0
1999 —	Eddie Kennison	35	258	7.4	18	0
2000 —	Chad Morton	30	278	9.3	51	0
2001 —	Wane McGarity	19	183	9.6	42	0
2002 —	Michael Lewis	44	625	14.2	83t	1
2003 —	Michael Lewis	30	275	9.2	27	0
2004 —	Michael Lewis	34	382	11.2	53	0
2005 —	Az-Zahir Hakim	34	260	7.6	42	0
2006 —	Reggie Bush	28	216	7.7	65t	1
2007 —	Lance Moore	20	185	9.3	48	0
2008 —	Reggie Bush	20	270	13.5	71t	3
2009 —	Reggie Bush	27	130	4.8	23	0
2010 —	Reggie Bush	14	92	6.6	43	0
2011 —	Darren Sproles	29	294	10.1	72t	1
2012 —	Darren Sproles	23	183	8.0	37	0
2013 —	Darren Sproles	29	194	6.7	28	0
2014 —	Brandin Cooks	10	35	3.5	15	0
2015 —	Marcus Murphy	28	261	9.3	74t	1
2016 —	Tommylee Lewis	14	160	11.4	59	0
2017 —	Ted Ginn Jr.	19	103	5.4	17	0
2018 —	Alvin Kamara	12	82	6.8	16	0
2019 —	Deonte Harty	36	338	9.4	53t	1
2020 —	Deonte Harty	17	207	12.2	42	0
2021 —	Deonte Harty	21	199	9.5	26	0
2022 —	Rashid Shaheed	20	193	9.7	42	0
2023 —	Rashid Shaheed	25	339	13.6	76t	1

KICKOFF RETURNS

		No.	Yds.	Avg.	Long	TD
1967 —	Walter Roberts	28	737	26.3	91t	1
1968 —	Gene Howard	23	533	23.2	36	0
1969 —	Tom Barrington	17	394	23.2	54	0
1970 —	Ken Burrough	15	298	19.9	38	0
	Al Dodd	15	319	21.3	32	0
1971 —	Virgil Robinson	19	443	23.3	51	0
1972 —	Margene Adkins	43	1,020	23.7	61	0
1973 —	Howard Stevens	26	590	22.7	48	0
1974 —	Howard Stevens	33	749	22.7	41	0
1975 —	Gil Chapman	28	614	21.9	36	0
1976 —	Tony Galbreath	20	399	19.9	32	0
1977 —	Rich Mauti	27	609	22.6	38	0
1978 —	Wes Chandler	32	760	23.8	38	0
1979 —	Rich Mauti	36	801	22.2	39	0
1980 —	Jimmy Rogers	41	930	22.7	88	0
1981 —	Wayne Wilson	31	722	23.3	57	0
1982 —	Aundra Thompson	10	211	21.1	35	0
1983 —	Kenny Duckett	33	719	21.8	61	0
1984 —	Kenny Duckett	29	580	20.0	39	0
1985 —	Edward Anthony	23	476	20.7	52	0
	Willie Tullis	23	480	20.9	62	0
1986 —	Mel Gray	31	866	27.9	101t	1
1987 —	Mel Gray	30	636	21.2	43	0
1988 —	Mel Gray	32	670	20.9	39	0
1989 —	Rod Harris	19	378	19.9	39	0
1990 —	Gil Fenerty	28	572	20.4	58	0
1991 —	Gene Atkins	20	368	18.4	27	0
1992 —	Fred McAfee	19	393	20.7	38	0

YEARLY LEADERS

KICKOFF RETURNS, CONTINUED		No.	Yds.	Avg.	Long	TD
1993 —	Tyrone Hughes	30	753	25.1	99t	1
1994 —	Tyrone Hughes	63	1,556	24.7	98t	2
1995 —	Tyrone Hughes	66	1,617	24.5	83	0
1996 —	Tyrone Hughes	70	1,791	25.6	58	0
1997 —	Eric Guliford	43	1,128	26.2	102t	1
1998 —	Qadry Ismail	28	590	21.1	39	0
1999 —	Dino Philyaw	53	1,165	22.0	55	0
2000 —	Chad Morton	44	1,029	23.4	68	0
2001 —	Deuce McAllister	45	1,091	24.2	63	0
2002 —	Michael Lewis	70	1,807	25.8	97t	2
2003 —	Michael Lewis	45	1,068	23.7	53	0
2004 —	Michael Lewis	51	1,215	23.8	96t	1
2005 —	Aaron Stecker	31	672	21.7	46	0
2006 —	Michael Lewis	37	914	24.7	51	0
2007 —	Pierre Thomas	36	865	24.0	64	0
2008 —	Pierre Thomas	31	793	25.6	88	0
2009 —	Courtney Roby	42	1,154	27.5	97t	1
2010 —	Courtney Roby	33	785	23.8	39	0
2011 —	Darren Sproles	40	1,089	27.2	92	0
2012 —	Travaris Cadet	26	690	26.5	75	0
2013 —	Darren Sproles	12	255	21.3	32	0
2014 —	Travaris Cadet	15	364	24.3	34	0
2015 —	Marcus Murphy	12	300	25.0	35	0
2016 —	Travaris Cadet	10	144	14.4	25	0
2017 —	Tommylee Lewis	13	307	23.6	39	0
2018 —	Taysom Hill	14	348	24.9	47	0
2019 —	Deonte Harty	24	644	26.8	51	0
2020 —	Deonte Harty	16	436	27.3	75	0
2021 —	Deonte Harty	29	690	23.8	39	0
2022 —	Rashid Shaheed	14	320	22.9	31	0
2023 —	Rashid Shaheed	18	384	21.3	28	0

INTERCEPTIONS

	No.	Yds.	Avg.	Long	TD	
1967 —	Dave Whitsell	10	178	17.8	41t	2
1968 —	Dave Whitsell	6	44	7.3	32	0
1969 —	Elijah Nevett	3	20	6.7	20	0
1970 —	Hugo Hollas	5	79	15.8	29	0
1971 —	Delles Howell	5	120	24.0	60	0
	Hugo Hollas	5	56	11.2	25	0
1972 —	Bivian Lee	4	65	16.3	32	0
1973 —	Ernie Jackson	3	40	13.3	23	0
	Tommy Myers	3	33	11.0	20	0
	Jim Merlo	3	25	8.3	16	0
	Bivian Lee	3	23	7.7	12	0
1974 —	Ernie Jackson	4	53	13.3	28	0
	Terry Schmidt	4	27	6.8	24t	1
1975 —	Tommy Myers	5	83	16.6	29	0
1976 —	Jim Merlo	4	142	35.5	83t	2
1977 —	Chuck Crist	4	6	1.5	6	0
1978 —	Tommy Myers	6	167	27.8	97t	1
1979 —	Tommy Myers	7	127	18.1	52t	1
1980 —	Tommy Myers	5	96	19.2	48	0
1981 —	Dave Waymer	4	54	13.5	31	0
1982 —	Russell Gary	2	25	12.5	19	0
	Dennis Winston	2	-2	-1.0	0	0
1983 —	Johnnie Poe	7	146	20.9	31t	1
1984 —	Dave Waymer	4	9	2.3	9	0
1985 —	Dave Waymer	6	49	8.2	28	0
1985 —	Dave Waymer	6	49	8.2	28	0
1986 —	Dave Waymer	9	48	5.3	17	0

YEARLY LEADERS

INTERCEPTIONS, CONTINUED		No.	Yds.	Avg.	Long	TD
1987	— Dave Waymer	5	78	15.6	35	0
	Reggie Sutton	5	68	13.6	26	0
1988	— Gene Atkins	4	42	10.5	40	0
1989	— Dave Waymer	6	66	11.0	42	0
1990	— Brett Maxie	2	88	44.0	50t	1
	Toi Cook	2	55	27.5	50	0
	Gene Atkins	2	15	7.5	15	0
	Bennie Thompson	2	0	0.0	-	0
1991	— Gene Atkins	5	198	39.6	79	0
	Vince Buck	5	12	2.4	12	0
1992	— Toi Cook	6	90	15.0	48t	1
1993	— Gene Atkins	3	59	19.7	37	0
1994	— Jimmy Spencer	5	24	4.8	11	0
1995	— Jimmy Spencer	4	11	2.8	9	0
1996	— Anthony Newman	3	40	13.3	21	0
	Greg Jackson	3	24	8.0	10	0
1997	— Sammy Knight	5	75	15.0	39	0
1998	— Sammy Knight	6	171	28.5	91t	2
1999	— Ashley Ambrose	6	27	4.5	16	0
2000	— Sammy Knight	5	68	13.6	37t	2
2001	— Sammy Knight	6	114	19.0	40	0
2002	— Fred Thomas	5	80	16.0	43	0
	Sammy Knight	5	36	7.2	17	0
2003	— Fred Thomas	4	47	11.8	20	0
2004	— Mike McKenzie	5	19	3.8	14	0
2005	— Jason Craft	3	63	21.0	39	0
2006	— Mike McKenzie	2	54	27.0	54	0
	Scott Fujita	2	19	9.5	19	0
	Josh Bullocks	2	14	7.0	14	0
	Omar Stoutmire	2	10	5.0	10	0
2007	— Mike McKenzie	3	161	53.7	75t	2
	Roman Harper	3	58	19.3	31t	1
	Jason David	3	21	7.0	19	0
2008	— Jason David	5	83	16.6	42	0
2009	— Darren Sharper	9	376	41.8	99t	3
2010	— Malcolm Jenkins	2	105	52.5	96t	1
	Jabari Greer	2	50	25.0	26	1
2011	— Patrick Robinson	4	31	7.8	25	0
2012	— Jabari Greer	3	31	10.3	28	0
	Patrick Robinson	3	99	33.0	99t	1
2013	— Keenan Lewis	4	34	8.5	20	0
2014	— Kenny Vaccaro	2	45	22.5	45	0
	Keenan Lewis	2	2	1.0	2	0
	Patrick Robinson	2	2	1.0	2	0
	Pierre Warren	2	53	26.5	32	0
	Corey White	2	2	1.0	2	0
2015	— Delvin Breaux	3	22	7.3	22	0
2016	— Jairus Byrd	2	35	17.5	24	0
	Kenny Vaccaro	2	30	15.0	30	0
	Sterling Moore	2	8	4.0	8	0
2017	— Marshon Lattimore	5	85	17.0	33	1
2018	— Marcus Williams	2	100	50.0	78	0
	Eli Apple	2	29	14.5	29	0
	Chris Banjo	2	0	0.0	0	0
	Marshon Lattimore	2	0	0.0	0	0
2019	— Marcus Williams	4	56	14.0	55t	1
2020	— Marcus Williams	3	37	12.3	20	0
	Malcolm Jenkins	3	58	19.3	48	0
	Janoris Jenkins	3	53	17.7	36t	1
2021	— P.J. Williams	3	86	28.7	46	1
	Paulson Adebo	3	50	16.7	33	0

YEARLY LEADERS

INTERCEPTIONS, CONTINUED

	No.	Yds.	Avg.	Long	TD
C.J. Gardner-Johnson	3	45	15.0	26	0
Marshon Lattimore	3	35	11.7	20	0
2022 — Tyrann Mathieu	3	44	14.7	41	0
2023 — Tyrann Mathieu	4	122	30.5	74	1
Paulson Adebayo	4	32	8.0	27	0

QUARTERBACK SACKS

	No.	Yds.
1982 — Bruce Clark, DE	5.5	51
1983 — Rickey Jackson, LB	12	81.5
1984 — Rickey Jackson, LB	12	95
1985 — Rickey Jackson, LB	11	89
1986 — James Geathers, DE	9	73
Rickey Jackson, LB	9	71
1987 — Pat Swilling, LB	10.5	87
1988 — Rickey Jackson, LB	7	66
Pat Swilling, LB	7	65
1989 — Pat Swilling, LB	16.5	164
1990 — Pat Swilling, LB	11	68
1991 — Pat Swilling, LB	17	139
1992 — Wayne Martin, DE	15	102
1993 — Renaldo Turnbull, LB	13	73
1994 — Darion Conner, LB	10	66
1995 — Wayne Martin, DT	13	89
1996 — Wayne Martin, DT	11	84.5
1997 — Wayne Martin, DT	10.5	60
1998 — La'Roi Glover, DT	10	83
1999 — La'Roi Glover, DT	8.5	47
2000 — La'Roi Glover, DT	17	112
2001 — Charlie Clemons, LB	13.5	96
2002 — Darren Howard, DE	8	51
2003 — Charles Grant, DE	10	42
2004 — Darren Howard, DE	11	64
2005 — Will Smith, DE	8.5	60
2006 — Will Smith, DE	10.5	79.5
2007 — Will Smith, DE	7	41
2008 — Bobby McCray, DE	6	35
2009 — Will Smith, DE	13	68.5
2010 — Sedrick Ellis, DT	6	48
2011 — Roman Harper, S	7.5	55
2012 — Cameron Jordan, DE	8	54
2013 — Cameron Jordan, DE	12.5	101.5
2014 — Junior Galette, OLB	10.0	55.0
2015 — Cameron Jordan, DE	10.0	67.0
2016 — Cameron Jordan, DE	7.5	51.5
2017 — Cameron Jordan, DE	13.0	93.5
2018 — Cameron Jordan, DE	12.0	67.0
2019 — Cameron Jordan, DE	15.5	98.0
2020 — Trey Hendrickson, DE	13.5	71.0
2021 — Cameron Jordan, DE	12.5	75.5
2022 — Cameron Jordan, DE	8.5	67.5
2023 — Carl Granderson, DE	8.5	55.0

INDIVIDUAL RECORDS

SERVICE

Most Seasons

15	Drew Brees, 2006-20
13	Morten Andersen, 1982-94 Hoby Brenner, 1981-93 Stan Brock, 1980-92 Rickey Jackson, 1981-93 Derland Moore, 1973-85 Frank Warren, 1981-89,91-94 Jim Wilks, 1981-93 Cameron Jordan, 2011-

Most Games

228	Drew Brees, 2006-20
209	Cameron Jordan, 2011-
196	Morten Andersen, 1982-94
195	Rickey Jackson, 1981-93

SCORING

TOTAL POINTS

Career

1,318	Morten Andersen, 1982-94 (302 FG, 412 PAT)
781	Wil Lutz, 2016-20, 2022 (165 FG, 286 PAT)
768	John Carney, 2001-06,09-10 (168 FG, 264 PAT)
513	Doug Brien, 1995-2000 (123 FG, 144 PAT)
482	Alvin Kamara, 2017- (78 TD, 7 2-PT)
432	Marques Colston, 2006-15 (72 TD)

Season

147	John Kasay, 2011 (28 FG, 63 PAT)
144	Wil Lutz, 2019 (32 FG, 48 PAT)
140	Wil Lutz, 2017 (31 FG; 47 PAT)
136	Wil Lutz, 2018 (28 FG, 52 PAT)
133	Wil Lutz, 2016 (28 FG, 49 PAT)

Game

36	Alvin Kamara, vs. Minnesota, 12/25/20 (6 TD)
----	-----------------------------------------------------

TIED NFL RECORD

24	Joe Horn, vs. N.Y. Giants, 12/14/03 (4 TD) Reggie Bush, vs. San Francisco, 12/3/06 (4 TD)
----	----------------------------------------------------------------------------------------------

Opponent

24	Dave Williams, at St. Louis, 11/2/69 (4 TD) Wayne Morris, at St. Louis, 10/23/77 (4 TD) Rodney Hampton, at N.Y. Giants, 9/24/95 (4 TD) Mike Anderson, vs. Denver, 12/3/00 (4 TD)
----	-------------------------------------------------------------------------------------------------------------------------------------------------------------------------------------------

TOUCHDOWNS

Career

78	Alvin Kamara, 2017-
72	Marques Colston, 2006-15
57	Mark Ingram II, 2011-18, 21-22

Season

21	Alvin Kamara, 2020
18	Dalton Hilliard, 1989 Alvin Kamara, 2018
16	Deuce McAllister, 2002 Jimmy Graham, 2012

Game

6	Alvin Kamara, vs. Minnesota, 12/25/20 TIED NFL RECORD
---	------------------------------------------------------------------------

4	Joe Horn, vs. N.Y. Giants, 12/14/03 Reggie Bush, vs. San Francisco, 12/3/06
---	--------------------------------------------------------------------------------

Opponent

4	Dave Williams, at St. Louis, 11/2/69 Wayne Morris, at St. Louis, 10/23/77 Rodney Hampton, at N.Y. Giants, 9/24/95 Mike Anderson, vs. Denver, 12/3/00
---	---------------------------------------------------------------------------------------------------------------------------------------------------------------

FIELD GOALS MADE

Career

302	Morten Andersen, 1982-94 (389 att.)
168	John Carney, 2001-06,09-10 (203 att.)
145	Wil Lutz, 2016-20, 2022 (195 att.)
123	Doug Brien, 1995-2000 (149 att.)
82	Garrett Hartley, 2008-13 (101 att.)

Season

32	Wil Lutz, 2019 (36 att.)
31	Morten Andersen, 1985 (35 att.) John Carney, 2002 (35 att.) Wil Lutz, 2017 (36 att.)

30 Blake Grupe, 2023 (37 att.)

29	Morten Andersen, 1992 (34 att.)
----	---------------------------------

Game

5	Charlie Durkee, at Green Bay, 11/28/71 (6 att.) Morten Andersen, vs. L.A. Rams, 12/1/85 (5 att.) Morten Andersen, vs. San Francisco, 10/25/87 (7 att.) Morten Andersen, vs. Atlanta, 12/3/92 (5 att.) Morten Andersen, at Atlanta, 12/11/94 (5 att.) John Carney, vs. Minnesota, 10/7/01 (5 att.) John Carney, at St. Louis, 10/28/01 (5 att.) John Carney, at St. Louis, 9/26/04 (6 att.) Blake Grupe, at Atlanta, 11/26/23 (6 att.)
---	----------------------------------------------------------------------------------------------------------------------------------------------------------------------------------------------------------------------------------------------------------------------------------------------------------------------------------------------------------------------------------------------------------------------------------------------------------------------

Opponent

6	Bobby Howfield, at N.Y. Jets, 12/3/72 (7 att.) Ray Wersching, vs. San Francisco, 10/16/83 (6 att.) Norm Johnson, vs. Atlanta 11/13/94 (6 att.) John Kasay, vs. Carolina, 12/5/04 (6 att.) Ryan Succop, vs. Kansas City, 9/23/12 (6 att.)
---	------------------------------------------------------------------------------------------------------------------------------------------------------------------------------------------------------------------------------------------------------

LONGEST FIELD GOAL

63	Tom Dempsey, vs. Detroit, 11/8/70
60	Morten Andersen, vs. Chicago, 10/27/91 Wil Lutz, vs. Minnesota (London), 10/2/22

Opponent

58	Brandon McManus, at Denver, 11/29/20 Matt Gay, vs. L.A. Rams, 11/20/22
56	Greg Zuerlein, vs. L.A. Rams, 11/4/18 Jason Myers, vs. Seattle, 10/9/22

FIELD GOALS ATTEMPTED

Career

389	Morten Andersen, 1982-94 (302 made)
203	John Carney, 2001-06,09-10 (168 made)
195	Wil Lutz, 2016-20, 2022 (165 made)

Season

41	Tom Dempsey, 1969 (22 made)
39	Morten Andersen, 1994 (28 made)
37	Charlie Durkee, 1968 (19 made) Blake Grupe, 2023 (30 made)
36	Morten Andersen, 1987 (28 made) Morten Andersen, 1988 (26 made) Wil Lutz, 2017 (31 made)

INDIVIDUAL RECORDS

	Will Lutz, 2019 (32 made)
Game	
7	Tom Dempsey, vs. Philadelphia, 11/30/69 (4 made)
	Morten Andersen, vs. San Fran., 10/25/87 (5 made)
Opponent	
7	Bobby Howfield, at N.Y. Jets, 12/3/72 (6 made)

POINTS AFTER TOUCHDOWN

Career

412	Morten Andersen, 1982-94 (418 att.)
286	Will Lutz, 2016-20, 2022- (293 att.)
264	John Carney, 2001-05,09-10 (268 att.)
176	Garrett Hartley, 2008-13 (177 att.)
144	Doug Brien, 1995-2000 (145 att.)

Season

63	John Kasay, 2011 (63 att.)
57	Garrett Hartley, 2012 (57 att.)
	Will Lutz, 2020 (58 att.)

Game

8	John Kasay, vs. Indianapolis, 10/23/11 (8 att.)
7	John Kasay, vs. N.Y. Giants, 11/28/11 (7 att.)
	Garrett Hartley, vs. Dallas, 11/10/13 (7 att.)
	Kai Forbath, vs. N.Y. Giants, 11/1/15 (7 att.)
	Will Lutz, vs. L.A. Rams, 11/27/16 (7 att.)
	Will Lutz, vs. Detroit, 10/15/17 (7 att.)
	Will Lutz, vs. Minnesota, 12/25/20 (7 att.)

Opponent

8	Nick Mike-Mayer, vs. Atlanta, 9/16/73 (8 att.)
7	Josh Brown, vs. N.Y. Giants, 11/1/15 (7 att.)

TWO-POINT CONVERSIONS

Career

7	Alvin Kamara, 2017-
4	Mark Ingram II, 2011-18, 21-22
3	Joe Horn, 2000-06
	Reggie Bush, 2006-10

RUSHING

TOTAL YARDS

Career

6,500	Mark Ingram II, 2011-18, 21-22 (1,451 att.)
6,096	Deuce McAllister, 2001-09 (1,429 att.)
5,829	Alvin Kamara, 2017- (1,315 att.)

Season

1,674	George Rogers, 1981 (378 att.)
1,641	Deuce McAllister, 2003 (351 att.)
1,388	Deuce McAllister, 2002 (325 att.)
1,353	Rueben Mayes, 1986 (286 att.)

Game

206	George Rogers, vs. St. Louis, 9/4/83 (24 att.)
203	Rueben Mayes, vs. Miami, 12/7/86 (28 att.)
184	Deuce McAllister, at Philadelphia, 11/23/03 (19 att.)
179	Ricky Williams, vs. Cleveland, 10/31/99 (40 att.)
174	Ray Zellers, vs. Chicago, 10/13/96 (20 att.)

Opponent

251	Mike Anderson, vs. Denver, 12/3/00 (37 att.)
247	Willie Ellison, at L.A. Rams, 12/5/71 (26 att.)
220	Marshall Faulk, vs. St. Louis, 12/24/00 (32 att.)

MOST 100-YARD RUSHING GAMES

Career

27	Deuce McAllister, 2001-09
16	George Rogers, 1981-84
15	Mark Ingram II, 2011-18, 21-22
12	Ricky Williams, 1999-2001
11	Rueben Mayes, 1986-88,90

Season

9	George Rogers, 1981
	Deuce McAllister, 2003
8	Deuce McAllister, 2002
6	Rueben Mayes, 1986
	Deuce McAllister, 2004

DUAL 100-YARD RUSHING GAMES

at Kansas City, 9/26/76

Tony Galbreath, 14-146, 2 TD; Chuck Muncie, 25-126

at Cincinnati, 11/4/90

Craig Heyward, 19-122, 1 TD; Rueben Mayes, 30-115, 1 TD

at New York Giants, 12/24/06

Reggie Bush, 20-126, 1 TD; Deuce McAllister, 27-108, 1 TD

at Buffalo, 11/12/17

Mark Ingram II, 13-134, 3 TD; **Alvin Kamara, 12-106, 1 TD**

vs. Seattle, 10/9/22

Taysom Hill 9-112, 3 TD; Alvin Kamara, 23-103

Opponent

vs. San Francisco, 11/13/77

Wilbur Jackson, 22-123; Del Williams, 25-110, 1 TD

vs. St. Louis, 10/5/80

Otis Anderson, 22-126; Wayne Morris, 22-102, 3 TDs

ATTEMPTS

Career

1,451	Mark Ingram II, 2011-18, 21-22 (6,500 yds.)
1,429	Deuce McAllister, 2001-09 (6,096 yds.)
1,315	Alvin Kamara, 2017- (5,829 yds.)

Season

378	George Rogers, 1981 (1,674 yds.)
351	Deuce McAllister, 2003 (1,641 yds.)
344	Dalton Hilliard, 1989 (1,262 yds.)
325	Deuce McAllister, 2002 (1,388 yds.)

Game

40	Ricky Williams, vs. Cleveland, 10/31/99 (179 yds.)
38	Ricky Williams, vs. Carolina, 10/15/00 (144 yds.)
35	Earl Campbell, at Minnesota, 11/24/85 (160 yds.)
	Dwight Beverly, at St. Louis, 10/11/87 (139 yds.)

Opponent

39	Gerald Riggs, vs. Atlanta, 12/22/85 (158 yds.)
----	------------------------------------------------

TOUCHDOWNS RUSHING

Career

54	Alvin Kamara, 2017-
52	Mark Ingram II, 2011-18, 21-22
49	Deuce McAllister, 2001-09

Season

16	Alvin Kamara, 2020
14	Alvin Kamara, 2018
13	Deuce McAllister, 2002
	George Rogers, 1981
	Dalton Hilliard, 1989

Game

6	Alvin Kamara, vs. Minnesota, 12/25/20
	TIED NFL RECORD

INDIVIDUAL RECORDS

Opponent

- 4 Wayne Morris, at St. Louis, 10/23/77
Rodney Hampton, at N.Y. Giants, 9/24/95
Mike Anderson, vs. Denver, 12/3/00

HIGHEST RUSHING AVERAGE

Career (minimum 250 attempts)

- 5.8 Archie Manning, 1971-75, 77-82 (357 att.-2,058 yds.)
5.42 Taysom Hill, 2017- (398 att.-2,159 yds.)
5.4 Hokie Gajan, 1982-85 (252 att.-1,358 yds.)
5.10 Chris Ivory, 2010-12 (256 att.-1,307 yds.)
4.6 Pierre Thomas, 2007-14 (818 att.-3,745 yds.)

Season (minimum 75 attempts)

- 6.9 Darren Sproles, 2011 (87 att.-603 yds.)
6.1 Alvin Kamara, 2017 (120 att.-728 yds.)
6.0 Hokie Gajan, 1984 (102 att.-615 yds.)

Game (minimum 8 attempts)

- 12.4 Taysom Hill, vs. Seattle, 10/9/22 (9-112)
12.2 Mark Ingram II, vs. Washington, 11/19/17 (11-134)
10.9 Khiry Robinson, at Dallas, 9/28/14 (8-87)
10.8 Lorenzo Neal, at Atlanta, 9/12/93 (8-86)
10.5 Chris Ivory, at Tampa Bay, 10/17/10 (15-158)

Opponent (minimum 8 attempts)

- 12.8 Steve Young, at San Francisco, 12/23/90 (8-102)

LONGEST SCORING RUN

- 79 George Rogers, at Cleveland, 10/18/81
76 George Rogers, vs. St. Louis, 9/4/83
Deuce McAllister, at Philadelphia, 11/23/03
75 Mark Ingram, at San Francisco, 11/6/16
74 Tony Galbreath, at Kansas City, 9/26/76
Lorenzo Neal, at Atlanta, 9/12/93
Mario Bates, vs. Detroit, 9/21/97
Alvin Kamara, at L.A. Rams, 11/26/17

Opponent

- 91 Jamaal Charles, vs. Kansas City, 9/23/12
82 Miles Sanders, at Philadelphia, 12/13/20

LONGEST NON-SCORING RUN

- 73 George Rogers, vs. Philadelphia, 10/11/81
72 Mark Ingram II, vs. Carolina, 12/3/17
71 Deuce McAllister, at Carolina, 1/2/05
70 Mark Ingram II, at Washington, 11/15/15

Opponent

- 76 Willie Parker, at Pittsburgh, 11/12/06

RECEIVING

TOTAL RECEIVING YARDS

Career

- 9,759 Marques Colston, 2006-15 (711 rec.)
7,854 Eric Martin, 1985-93 (532 rec.)
7,622 Joe Horn, 2000-06 (523 rec.)
6,569 Michael Thomas, 2016-20, 2022-23 (565 rec.)
4,875 Danny Abramowicz, 1967-72 (309 rec.)
4,791 Jimmy Graham, 2010-14, 2023 (392 rec.)

Season

- 1,725 Michael Thomas, 2019 (149 rec.)
1,405 Michael Thomas, 2018 (125 rec.)
1,399 Joe Horn, 2004 (94 rec.)

- 1,340 Joe Horn, 2000 (94 rec.)
1,312 Joe Horn, 2002 (88 rec.)

Game

- 211 Michael Thomas, vs. L.A. Rams, 11/4/18 (12 rec.)
205 Wes Chandler, vs. Atlanta, 9/2/79 (6 rec.)
200 Torrance Small, at Denver, 12/24/94 (6 rec.)

Opponent

- 336 Willie Anderson, vs. L.A. Rams, 11/26/89 (15 rec.)
248 Richard Johnson, at Detroit, 12/3/89 (8 rec.)
224 Dez Bryant, at Dallas, 12/23/12 (9 rec.)

MOST 100-YARD RECEIVING GAMES

Career

- 28 Joe Horn, 2000-06
Marques Colston, 2006-15
21 Michael Thomas, 2016-20, 2022-23
18 Eric Martin, 1985-93
13 Jimmy Graham, 2010-14

Season

- 10 Michael Thomas, 2019
6 Joe Horn, 2002
Jimmy Graham, 2013

DUAL 100-YARD RECEIVING GAMES

at Atlanta, 11/25/79

Henry Childs, 3-117, 1 TD; Wes Chandler, 6-103

vs. Philadelphia, 11/9/80

Wes Chandler, 9-139, 1 TD; Ike Harris, 4-119

vs. Buffalo, 12/27/98

Brett Bech, 4-113, 2 TD; Cam Cleeland, 10-112, 1 TD

vs. Denver, 12/3/00

Joe Horn, 10-170; Robert Wilson, 8-122

vs. N.Y. Giants, 9/19/05

Joe Horn, 9-143, 1 TD; Donté Stallworth, 8-141

vs. Baltimore, 10/29/06

Marques Colston, 6-163, 2 TD; Joe Horn, 5-126, 1 TD

at Tampa Bay, 11/5/06

Marques Colston, 11-123, 1 TD; Devery Henderson, 3-111, 2 TD

vs. New England, 11/30/09

Marques Colston, 4-121, 1 TD; Devery Henderson, 3-116, 1 TD

at Tampa Bay, 10/16/11

Marques Colston, 7-118, 1 TD; Jimmy Graham, 7-124

vs. San Diego, 10/7/12

Marques Colston, 9-131, 3 TD; Devery Henderson, 8-123, 1 TD

at Dallas, 12/23/12

Marques Colston, 10-153; Darren Sproles, 7-144

vs. Carolina, 12/30/12

Jimmy Graham, 9-115, 1 TD; Lance Moore, 4-121

vs. Miami, 9/30/13

Jimmy Graham, 4-100, 2 TD; Darren Sproles, 7-114, 1 TD at

Detroit, 10/19/14

Marques Colston, 6-111; Kenny Stills, 5-103

at Philadelphia, 10/11/15

Brandin Cooks, 5-107, 1 TD; Willie Snead IV, 6-141

vs. N.Y. Giants, 11/1/15

Marques Colston, 8-114, 1 TD; Benjamin Watson, 9-147, 1 TD

vs. Oakland, 9/11/16

Brandin Cooks, 6-143, 2 TDs; Willie Snead IV, 9-172, 1 TD

at Atlanta, 9/23/18

Alvin Kamara, 15-124; Michael Thomas, 10-129

vs. Houston, 9/9/19

Ted Ginn Jr., 7-101; Michael Thomas, 10-123

INDIVIDUAL RECORDS

Opponent

at *Cleveland*, 11/10/68
Paul Warfield, 5-107, 1 TD; Leroy Kelly, 3-104, 2 TD
at *St. Louis*, 11/2/69
Dave Williams, 8-164, 4 TD; John Gilliam, 5-106, 1 TD
at *Minnesota*, 12/1/74
Jim Lash, 3-112; John Gilliam, 5-109, 2 TD
at *N.Y. Giants*, 9/20/81
Johnny Perkins, 8-118; Gary Shirk, 11-101, 1 TD
at *L.A. Rams*, 12/9/90
Willie Anderson, 5-123; Henry Ellard, 5-107, 1 TD
at *Minnesota*, 11/6/94
Jake Reed, 8-157, 1 TD; Cris Carter, 12-151
vs. *Atlanta*, 11/13/94
Terance Mathis, 10-125; Andre Rison, 8-118, 1 TD
vs. *Atlanta*, 9/17/95
Eric Metcalf, 11-155; Bert Emanuel, 6-104
at *Minnesota*, 11/19/95
Qadry Ismail, 5-142, 1 TD; Cris Carter, 12-137, 2 TD
vs. *Carolina*, 11/26/95
Mark Carrier, 6-132, 2 TD; Willie Green, 4-105, 1 TD
vs. *Atlanta*, 12/13/98
Tony Martin, 8-109; Terance Mathis, 6-198
vs. *St. Louis*, 12/12/99
Torry Holt, 6-113; Isaac Bruce, 4-119
at *St. Louis*, 10/28/01
Trung Canidate 10-107; Isaac Bruce 7-179, 1 TD
at *Philadelphia*, 9/20/09
Brent Celek 8-104; DeSean Jackson 4-101, 1 TD
vs. *Houston*, 9/25/11
James Casey 5-126, 1 TD; Andre Johnson 7-128
vs. *Atlanta*, 12/26/11
Julio Jones 8-128, 1 TD; Roddy White 11-127
vs. *Atlanta*, 11/11/12
Tony Gonzalez 11-122, 2 TD; Roddy White 7-114
at *Green Bay*, 10/26/14
Randall Cobb 5-126, 1 TD; Eddie Lacy 8-123
vs. *Jacksonville*, 12/27/15
Allen Hurns 8-107, 2 TD; Allen Robinson 6-151, 1 TD
at *Tampa Bay*, 12/31/17
Chris Godwin 7-111, 1 TD; Adam Humphries 7-102
vs. *Tampa Bay*, 9/9/18
Mike Evans 7-147, 1 TD; DeSean Jackson 5-146, 2 TDs
at *Minnesota*, 10/28/18
Stefon Diggs 10-119, 1 TD; Adam Thielen 7-103, 1 TD
vs. *Pittsburgh*, 12/23/18
Antonio Brown 14-185, 2 TDs; JuJu Smith-Schuster 11-115
at *Carolina*, 1/3/21
Curtis Samuel 7-118; DJ Moore 5-105

TOTAL RECEPTIONS

Career

711 Marques Colston, 2006-15 (9,759 yds.)
565 Michael Thomas, 2016- (6,569 yds.)
532 Eric Martin, 1985-93 (7,854 yds.)
523 Joe Horn, 2000-06 (7,622 yds.)
505 Alvin Kamara, 2017- (4,219 yds.)

Season

149 Michael Thomas, 2019 (1,725 yards) **NFL RECORD**
125 Michael Thomas, 2018 (1,405 yds.)
104 Michael Thomas, 2017 (1,245 yds.)
99 Jimmy Graham, 2011 (1,310 yds.)
98 Marques Colston, 2007 (1,202 yds.)

Game

16 Michael Thomas, vs. Tampa Bay, 9/9/18 (180 yds.)
15 Alvin Kamara, at Atlanta, 9/23/18 (124 yds.)
14 Tony Galbreath, at Green Bay, 9/10/78 (122 yds.)

Opponent

15 Willie Anderson, vs. L.A. Rams, 11/26/89 (336 yds.)
14 Antonio Brown, vs. Pittsburgh, 12/23/18 (185 yds.)

TOUCHDOWNS RECEIVING

Career

72 Marques Colston, 2006-15
55 Jimmy Graham, 2010-14, 2023
50 Joe Horn, 2000-06
48 Eric Martin, 1985-93

Season

16 Jimmy Graham, 2013
11 Joe Horn, 2004
Marques Colston, 2007
Jimmy Graham, 2011

Game

4 Joe Horn, vs. N.Y. Giants 12/14/03

Opponent

4 Dave Williams, at St. Louis 11/2/69

HIGHEST RECEIVING AVERAGE

Career (minimum 100 receptions)

17.9 Devery Henderson, 2004-12 (245 rec.-4,377 yds.)
16.4 Ike Harris, 1978-81 (104 rec.-1,710 yds.)
16.5 Robert Meachem, 2007-11, 13-14 (164 rec.-2,707 yds.)
15.8 Danny Abramowicz, 1967-73 (309 rec.-4,875 yds.)

Season (minimum 20 receptions)

24.8 Devery Henderson, 2008 (32 rec.-793 yds.)
23.3 Devery Henderson, 2006 (32 rec.-745 yds.)
21.2 Keith Poole, 1998 (24 rec.-509 yds.)

Game (minimum 3 receptions)

54.7 Eric Martin, vs. Green Bay, 9/14/86 (3-164)
51.3 Keith Poole, at Atlanta, 10/18/98 (3-154)
51.0 Rashid Shaheed, at Indianapolis, 10/29/23 (3-153)
Opponent (minimum 3 receptions)
44.7 Stephen Baker, vs. N.Y. Giants, 11/27/88 (3-134)

LONGEST SCORING RECEPTIONS

98 Brandin Cooks from Drew Brees, vs. Oakland, 9/11/16
90 Eddie Kennison from Billy Joe Hobert, vs. Atlanta 10/10/99
89 Andre Hastings from Kerry Collins, vs. Dallas, 12/6/98
89 Randal Hill from Heath Shuler, at Chicago, 10/5/97
87 Brandin Cooks from Drew Brees, vs. Carolina, 10/16/16
Opponent
98 Michael Haynes from Bobby Hebert, at Atlanta, 9/12/93
90 Allen Robinson from Blake Bortles, vs. Jacksonville, 12/27/15
88 Harmon Wages from Bob Berry, at Atlanta, 12/7/69
Pierre Garcon from Robert Griffin III, vs. Washington, 9/9/12

INDIVIDUAL RECORDS

LONGEST NON-SCORING RECEPTIONS

96	Walt Roberts from Billy Kilmer, at Philadelphia, 11/19/67
85	Wes Chandler from Archie Manning, at San Francisco, 9/23/79
84	Eric Martin from Bobby Hebert, vs. Green Bay, 9/14/86
84	Ken Burrough from Bob Berry, vs. Atlanta, 12/19/71

116	Drew Brees, 2006-20
10	Aaron Brooks, 2000-05
9	Archie Manning, 1971-75,77-82

Season

13	Drew Brees, 2011-NFL RECORD
11	Drew Brees, 2013
10	Drew Brees, 2008
	Drew Brees, 2012
	Drew Brees, 2015
	Drew Brees, 2016

TOTAL YARDS FROM SCRIMMAGE

TOTAL YARDS (RUSHING & RECEIVING)

Career

10,048	Alvin Kamara, 2017- (5,829 rushing)
9,766	Marques Colston, 2006-15 (9,759 receiving)
8,003	Mark Ingram II, 2011-18, 2021-22 (6,500 rushing)

Season

2,157	Deuce McAllister, 2003 (1,641 rushing)
1,800	George Rogers, 1981 (1,674 rushing)
1,776	Dalton Hilliard, 1989 (1,262 rushing)
1,756	Ricky Williams, 2001 (1,245 rushing)

Game

237	Deuce McAllister, vs. Atlanta, 11/16/03 (173 rushing)
232	Deuce McAllister, at Philadelphia, 11/23/03 (184 rushing)
226	Pierre Thomas, at Chicago, 12/30/07 (121 receiving)
225	Rueben Mayes, vs. Miami, 12/7/86 (203 rushing)

Opponent

336	Willie Anderson, vs. L.A. Rams, 11/26/89 (all receiving)
-----	----------------------------------------------------------

PASSING

TOTAL PASSING YARDS

Career

68,010	Drew Brees, 2006-20 (8,742 att.-6,017 comp.)
21,734	Archie Manning, 1971-75, 77-82 (3,335 att.-1,849 comp.)
19,156	Aaron Brooks, 2000-05 (2,771 att.-1,563 comp.)

Season

5,476	Drew Brees, 2011 (657 att.-468 comp.)
5,208	Drew Brees, 2016 (673 att.-471 comp.)
5,177	Drew Brees, 2012 (670 att.-422 comp.)
5,162	Drew Brees, 2013 (650 att.-446 comp.)
5,069	Drew Brees, 2008 (635 att.-413 comp.)

Game

510	Drew Brees, vs. Cincinnati, 11/19/06 (37-52)
505	Drew Brees, vs. N.Y. Giants, 11/1/15 (39-50)
465	Drew Brees, vs. Carolina, 10/16/16 (34-49)
446	Drew Brees, at Dallas, 12/23/12 (37-53)
	Drew Brees, at Green Bay, 9/30/12 (35-54)

Opponent

454	Jim Everett, vs. L.A. Rams, 11/26/89 (29-51)
448	Matt Ryan, at Atlanta, 9/7/14 (31-43)

MOST 300-YARD PASSING GAMES

Career

PASS ATTEMPTS

Career

8,742	Drew Brees, 2006-20 (6,017 comp.)
3,335	Archie Manning, 1971-75,77-82 (1,849 comp.)
2,771	Aaron Brooks, 2000-05 (1,563 comp.)

Season

673	Drew Brees, 2016 (471 comp.)
670	Drew Brees, 2012 (442 comp.)
659	Drew Brees, 2014 (456 comp.)
658	Drew Brees, 2010 (448 comp.)
657	Drew Brees, 2011 (468 comp.)

Game

60	Aaron Brooks, vs. Denver, 11/21/04 (34 comp.)
	Drew Brees, at Chicago, 12/30/07 (35 comp.)
58	Drew Brees, at Atlanta, 11/9/08 (31 comp.)
57	Drew Brees, vs. Tampa Bay, 10/5/14 (35 comp.)

Opponent

59	Steve Grogan, at New England, 11/12/89 (27 comp.)
58	Ben Roethlisberger, at Pittsburgh, 11/30/14 (32 comp.)

PASS COMPLETIONS

Career

6,017	Drew Brees, 2006-20 (8,742 att.)
1,849	Archie Manning, 1971-75,77-82 (3,335 att.)
1,563	Aaron Brooks, 2000-05 (2,771 att.)

Season

471	Drew Brees, 2016 (673 att.)
468	Drew Brees, 2011 (657 att.)

Game

39	Drew Brees, at Denver, 9/21/08 (48 att.)
	Drew Brees, at St. Louis, 12/15/13 (56 att.)
	Drew Brees, vs. N.Y. Giants, 11/1/15 (50 att.)
	Drew Brees at Atlanta, 9/23/18 (49 att.)

Opponent

36	Tom Brady, at Tampa Bay, 12/5/22 (54 att.)
35	Matt Ryan, vs. Atlanta, 11/22/18 (47 att.)
	Matt Ryan, at Atlanta, 11/28/19 (50 att.)

MOST CONSECUTIVE COMPLETIONS

23	Drew Brees, 12/16-12/22/19
19	Drew Brees, 12/27/09
	Drew Brees, 11/10/13
	Drew Brees, 11/19-11/26/17
18	Drew Brees, 11/1/15

Opponent

18	Don Majkowski, at Green Bay, 9/17/89
----	--------------------------------------

INDIVIDUAL RECORDS

COMPLETION PERCENTAGE

Career (minimum 500 attempts)

68.8 Drew Brees, 2006-20 (8,742 att.-6,017 comp.)

68.4 Derek Carr, 2023- (548 att.-375 comp.)

61.0 Jim Everett, 1994-96 (1,571 att.-958 comp.)

Season (minimum 100 attempts)

74.4 Drew Brees, 2018 (489 att.-364 comp.) **NFL RECORD**

74.3 Drew Brees, 2019 (378 att.-281 comp.)

72.0 Drew Brees, 2017 (536 att.-386 comp.)

Game (minimum 10 attempts)

96.7 Drew Brees, vs. Indianapolis, 12/16/19 (30-29)

90.9 Mike Buck, at Pittsburgh, 10/17/93 (11-10)

89.6 Drew Brees, vs. Washington, 10/8/18 (29-26)

88.6 Drew Brees, vs. Indianapolis, 10/23/11 (35-31)

Opponent

90.9 Scott Hunter, at Atlanta, 10/31/76 (11-10)

90.5 Lynn Dickey, vs. Green Bay, 12/13/81 (21-19)

TOUCHDOWN PASSES

Career

491 Drew Brees, 2006-20

120 Aaron Brooks, 2000-05

115 Archie Manning, 1971-75,77-82

Season

46 Drew Brees, 2011

43 Drew Brees, 2012

39 Drew Brees, 2013

Game

7 Drew Brees, vs. N.Y. Giants, 11/1/15

6 Billy Kilmer, at St. Louis, 11/2/69

Drew Brees, vs. Detroit, 9/13/09

5 9 times, last **Jameis Winston vs. Green Bay, 9/12/21**

Opponent

6 Charley Johnson, at St. Louis, 11/2/69

Peyton Manning, vs. Indianapolis, 9/28/03

Eli Manning, vs. N.Y. Giants, 11/1/15

PASSER RATING

Career (minimum 500 attempts)

101.5 Drew Brees, 2006-20

(6,017-8,742; 68,010 yds.; 491 TD, 190 INT)

Season (minimum 100 attempts)

116.3 Drew Brees, 2019

(281-373; 2,979 yds.; 27 TD, 4 INT)

115.7 Drew Brees, 2018

(364-489; 3,992 yds.; 32 TD, 5 INT)

110.6 Drew Brees, 2011

(468-657; 5,476 yds.; 46 TD, 14 INT)

109.6 Drew Brees, 2009

(363-514; 4,388 yds.; 34 TD, 11 INT)

106.4 Drew Brees, 2020

(275-390; 2,942 yds.; 24 TD, 6 INT)

Game (minimum 10 attempts)

158.3 Mike Buck, at Pittsburgh, 10/17/93

(10-11, 164 yds., 2 TD, 0 INT)

158.3 Drew Brees, vs. New England, 11/30/09

(18-23; 371 yds.; 5 TD, 0 INT)

157.5 Drew Brees, vs. Green Bay, 11/24/08

(20-26; 323 yds.; 4 TD, 0 INT)

157.4 Drew Brees, vs. Tampa Bay, 12/29/13

(24-31; 381 yds.; 4 TD, 0 INT)

156.8 Drew Brees, vs. N.Y. Giants, 10/18/09

(23-30; 369 yds.; 4 TD, 0 INT)

PASSES INTERCEPTED

Career

190 Drew Brees, 2006-20

156 Archie Manning, 1971-75,77-82

84 Aaron Brooks, 2000-05

Season

22 Aaron Brooks, 2001

Drew Brees, 2010

21 Archie Manning, 1972

Aaron Brooks, 2004

Game

5 Archie Manning, vs. Atlanta, 9/16/73

Archie Manning, vs. L.A. Rams, 10/7/79

Drew Brees, at Atlanta, 11/29/12

Opponent

5 Randy Wright, vs. Green Bay, 9/14/86

Scott Campbell, at Atlanta, 11/1/87

MOST TIMES SACKED

Career

337 Archie Manning, 1971-75,77-82

328 Drew Brees, 2006-20

Season

50 Aaron Brooks, 2001

49 Archie Manning, 1975

43 Archie Manning, 1972

Game

9 Dave Wilson, at San Francisco, 11/13/83

Dave Wilson, at L.A. Rams, 11/3/85

Wade Wilson, at Cleveland, 12/5/93

Opponent

9 Matt Ryan, at Atlanta, 11/28/19

PUNTING

MOST PUNTS

Career

692 Thomas Morstead, 2009-20 (46.5 avg.)

515 Tommy Barnhardt, 1987-89-94-99 (42.5 avg.)

Season

101 Tom Blanchard, 1976 (39.3 avg.)

92 Tom Blanchard, 1975 (41.0 avg.)

89 Russell Erxleben, 1980 (39.2 avg.)

Game

12 Tom Blanchard, vs. Minnesota, 11/16/75 (42.9 avg.)

Steve O'Neal, at San Francisco, 10/21/73 (41.6 avg.)

Russell Erxleben, vs. Washington, 12/26/82 (44.7 avg.)

Tommy Barnhardt, at Baltimore, 12/19/99 (37.2 avg.)

Opponent

12 Todd Sauerbrun, at Chicago, 10/5/97 (43.7 avg.)

11 Shawn McCarthy, at New England, 11/8/92 (42.1 avg.)

INDIVIDUAL RECORDS

HIGHEST PUNTING AVERAGE

Career (minimum 50 attempts)

47.0	Blake Gillikin, 2021-22 (160 punts)
46.5	Thomas Morstead, 2009-20 (692 punts)

Season (minimum 40 attempts)

50.1	Thomas Morstead, 2012 (74 punts)
48.34	Thomas Morstead, 2011 (46 punts)

LONGEST PUNT

81	Tom McNeill, vs. Dallas, 9/28/69
----	----------------------------------

Opponent

87	Dave Finzer, at Chicago, 10/7/84
----	----------------------------------

PUNT RETURNS

MOST RETURNS

Career

142	Michael Lewis, 2001-06 (10.4 avg.)
116	Tyrone Hughes, 1993-96 (9.1 avg.)
104	Jeff Groth, 1981-84 (8.5 avg.)
92	Reggie Bush, 2006-10 (7.8 avg.)

Season

47	Eric Guliford, 1997 (10.6 avg.)
44	Michael Lewis, 2002 (14.2 avg.)
39	Jeff Groth, 1983 (7.1 avg.)

Game

8	Marcus Murphy, at Indianapolis, 10/25/15 (44 yds.)
7	Eric Guliford, at Oakland, 11/9/97 (90 yds.)
	Michael Lewis, at Carolina, 11/10/02 (98 yds.)

Opponent

10	Mike Nelms, vs. Washington, 12/26/82 (106 yds.)
----	-------------------------------------------------

MOST YARDS

Career

1,482	Michael Lewis, 2001-06 (142 ret.)
1,060	Tyrone Hughes, 1993-96 (116 ret.)
887	Jeff Groth, 1981-84 (104 ret.)
720	Reggie Bush, 2006-10 (92 ret.)
671	Darren Sproles, 2011-13 (81 ret.)

Season

625	Michael Lewis, 2002 (44 ret.)
503	Tyrone Hughes, 1993 (37 ret.)
498	Eric Guliford, 1997 (47 ret.)
436	Jeff Groth, 1981 (37 ret.)
382	Michael Lewis, 2004 (34 ret.)

Game

176	Reggie Bush, vs. Minnesota, 10/6/08 (5 ret.)
161	Pete Athas, vs. Houston, 10/3/76 (6 ret.)
139	Michael Lewis, vs. Carolina, 12/29/02 (5 ret.)
130	Mel Gray, vs. Tampa Bay, 12/6/87 (2 ret.)
128	Tyrone Hughes, at Los Angeles Rams, 10/3/93 (4 ret.)

Opponent

143	Chuck Latourette, vs. St. Louis, 9/29/68 (3 ret.)
-----	---------------------------------------------------

HIGHEST RETURN AVERAGE

Career (minimum 20 returns)

13.4	Mel Gray, 1986-88 (49 ret.)
13.3	Andre Hastings, 1997-99 (23 ret.)
11.8	Rashid Shaheed, 2022- (45 ret.)
10.5	Eric Guliford, 1997-98 (57 ret.)
10.4	Michael Lewis, 2001-06 (142 ret.)

Season (minimum 10 returns)

14.7	Mel Gray, 1987 (24 ret.)
14.2	Michael Lewis, 2002 (44 ret.)
14.0	Andre Hastings, 1998 (22 ret.)
13.6	Tyrone Hughes, 1993 (37 ret.)
13.56	Rashid Shaheed, 2023 (25 ret.)

LONGEST RETURNS

83t	Tyrone Hughes, at Philadelphia, 12/26/93
	Michael Lewis, at Washington, 10/13/02
80	Mel Gray, vs. Tampa Bay, 12/6/87

Opponent

103t	Robert Bailey, vs. L.A. Rams, 10/23/94
------	----------------------------------------

PUNTS RETURNED FOR TOUCHDOWNS (14)

83	Michael Lewis, at Washington, 10/13/02
83	Tyrone Hughes, at Philadelphia, 12/26/93
76	Rashid Shaheed, at Green Bay, 9/24/23
74	Tyrone Hughes, at L.A. Rams, 10/3/93
74	Marcus Murphy, at Carolina, 9/27/15
72	Darren Sproles, at Green Bay, 9/8/11
71	Reggie Bush, vs. Minnesota, 10/6/08
66	Mel Gray, vs. Denver, 11/20/88
65	Reggie Bush, vs. Tampa Bay, 10/8/06
64	Reggie Bush, vs. Minnesota, 10/6/08
56	Derrick Shepard, vs. Dallas, 9/10/89
55	Reggie Bush, at Washington, 9/14/08
53	Charlie Brown, vs. Pittsburgh, 12/15/68
53	Deonte Harty, at Seattle, 9/22/19

Opponent (26) - Longest:

103	Robert Bailey, vs. L.A. Rams, 10/23/94
95	Desmond Howard, vs. Detroit, 9/3/00
88	Mike Fuller, vs. San Diego, 10/9/77
86	Chuck Latourette, vs. St. Louis, 9/29/68
84	Ron Smith, at San Diego, 11/18/73
	Winslow Oliver, vs. Carolina, 9/8/96

KICKOFF RETURNS

MOST RETURNS

Career

243	Michael Lewis, 2001-06 (24.3 avg.)
229	Tyrone Hughes, 1993-96 (25.0 avg.)
124	Rich Mauti, 1977-80, 1982-83 (22.9 avg.)

Season

70	Michael Lewis, 2002 (25.8 avg.)
	Tyrone Hughes, 1996 (25.6 avg.)
66	Tyrone Hughes, 1995 (24.5 avg.)

Game

8	Tyrone Hughes, vs. San Diego, 10/16/94 (196 yds.)
	Tyrone Hughes, at Minnesota, 11/19/95 (156 yds.)
	Michael Lewis, at Detroit, 9/29/02 (158 yds.)
	Aaron Stecker, vs. Carolina, 12/5/04 (214 yds.)
	Pierre Thomas, vs. St. Louis, 11/11/07 (233 yds.)

Opponent

8	Troy Walters, vs. Minnesota, 10/7/01 (178 yds.)
---	-------------------------------------------------

MOST YARDS

Career

5,903	Michael Lewis, 2001-06 (243 ret.)
5,717	Tyrone Hughes, 1993-96 (229 ret.)
2,836	Rich Mauti, 1977-80, 82-83 (124 ret.)

INDIVIDUAL RECORDS

Season

1,807	Michael Lewis, 2002 (70 ret.)
1,791	Tyrone Hughes, 1996 (70 ret.)
1,617	Tyrone Hughes, 1995 (66 ret.)

Game

304	Tyrone Hughes, vs. L.A. Rams, 10/23/94 (7 ret.)
233	Pierre Thomas, vs. St. Louis, 11/11/07 (8 ret.)
215	Dino Philyaw, vs. St. Louis, 12/12/99 (7 ret.)

Opponent

230	Domenik Hixon, vs. N.Y. Giants, 10/18/09 (7 ret.)
227	David Wilson, at N.Y. Giants, 12/9/12 (4 ret.)
203	Jason Tucker, vs. Dallas, 12/24/99 (6 ret.)

HIGHEST RETURN AVERAGE

Career (minimum 25 returns)

26.3	Walt Roberts, 1967 (28 ret.)
26.1	Darren Sproles, 2011-13 (70 ret.)
26.1	John Gilliam, 1967-68, 77 (31 ret.)
25.6	Courtney Roby, 2008-12 (94 ret.)

Season (minimum 10 returns)

31.5	Alvin Kamara, 2017 (11 ret.)
30.1	John Gilliam, 1967 (16 ret.)
27.9	Don Shy, 1969 (16 ret.)
27.9	Mel Gray, 1986 (31 ret.)
27.8	Bobby Morse, 1989 (10 ret.)

KICKOFFS RETURNED FOR TOUCHDOWNS (16)

106	Alvin Kamara, at Tampa Bay, 12/31/17
102	Eric Guliford, at St. Louis, 8/31/97
101	Mel Gray, at San Francisco, 9/21/86
100	Aaron Craver, at Minnesota, 11/8/98
99	Bobby Morse, at Detroit, 12/3/89
	Tyrone Hughes, at Minnesota, 11/28/93
98	Tyrone Hughes, vs. L.A. Rams, 10/23/94
98	Aaron Stecker, at Tampa Bay, 12/19/04
97	Michael Lewis, vs. Minnesota, 12/15/02
	Courtney Roby, at St. Louis, 11/15/09
96	Michael Lewis, vs. Atlanta, 12/26/04
94	John Gilliam, vs. L.A. Rams, 9/17/67
92	Clarence Chapman, at San Francisco, 11/27/77
92	Tyrone Hughes, vs. L.A. Rams, 10/23/94
91	Walt Roberts, vs. Philadelphia, 11/5/67
90	Michael Lewis, at Washington, 10/13/02

Opponent (14) - 5 Longest

108	Randall Cobb, at Green Bay, 9/8/11
105	Travis Williams, at L.A. Rams, 12/5/71
102	Cordarrelle Patterson at Chicago, 10/20/19
100	Rod Smart, at Carolina, 10/5/03
	Maurice Jones-Drew, vs. Jacksonville, 11/4/07

COMBINED KICKOFF/ PUNT RETURNS

MOST RETURNS

Career

385	Michael Lewis, 2001-06
345	Tyrone Hughes, 1993-96
199	Rich Mauti, 1977-80, 82-83
151	Darren Sproles, 2011-13
143	Deonte Harty, 2019-22

Season

114	Michael Lewis, 2002
100	Tyrone Hughes, 1996

Game

11	Tyrone Hughes, at Carolina, 10/22/95
	Tyrone Hughes, vs. Arizona, 9/22/96
	Michael Lewis, at Carolina, 11/10/02
10	Tyrone Hughes, vs. L.A. Rams, 10/23/94
	Chad Morton, vs. Detroit, 9/3/00
	Chad Morton, at San Diego, 9/10/00
	Michael Lewis, at Carolina, 10/14/01
	Michael Lewis, at Detroit, 9/29/02
	Az-Zahir Hakim, at St. Louis, 10/23/05

MOST YARDS

Career

7,385	Michael Lewis, 2001-06
6,777	Tyrone Hughes, 1993-96
3,446	Rich Mauti, 1977-80, 82-83

Season

2,432	Michael Lewis, 2002 NFL RECORD
1,943	Tyrone Hughes, 1996
1,879	Tyrone Hughes, 1995

Game

347	Tyrone Hughes, vs. L.A. Rams, 10/23/94
286	Michael Lewis, at Washington, 10/13/02
233	Pierre Thomas, vs. St. Louis, 11/11/07
232	Eric Guliford, at St. Louis, 8/31/97

Opponent

233	Chuck Latourette, vs. St. Louis, 9/29/68
225	Brian Mitchell, vs. Washington, 9/11/94

MOST RETURNS FOR TOUCHDOWNS

Career

5	Tyrone Hughes, 1993-95
4	Michael Lewis, 2001-06
	Reggie Bush, 2006-10

Season

3	Tyrone Hughes, 1993
	Michael Lewis, 2002
	Reggie Bush, 2008

Game

2	Tyrone Hughes, vs. L.A. Rams, 10/23/94
	Michael Lewis, at Washington, 10/13/02
	Reggie Bush, vs. Minnesota, 10/6/08

Opponent

1	42 times
---	----------

COMBINED YARDAGE

MOST COMBINED YARDAGE (RUSH, RECEIVE, PUNT, KICKOFF)

Season

2,696	Darren Sproles, 2011 (603, 710, 294, 1,383)
	NFL RECORD
2,647	Michael Lewis, 2002 (15, 200, 625, 1807)

INDIVIDUAL RECORDS

INTERCEPTIONS

MOST INTERCEPTIONS

Career

37	Dave Waymer, 1980-89 (395 yds.)
36	Tommy Myers, 1972-81 (621 yds.)
28	Sammy Knight, 1997-2002 (464 yds.)
21	Gene Atkins, 1987-93 (324 yds.)

Season

10	Dave Whitsell, 1967 (178 yds.)
9	Dave Waymer, 1986 (48 yds.) Darren Sharper, 2009 (376 yds.)
7	Tommy Myers, 1979 (127 yds.) Johnnie Poe, 1983 (146 yds.)

Game

3	Tommy Myers, vs. Minnesota, 9/3/78 (151 yds.) Dave Waymer, vs. Philadelphia, 10/6/85 (28 yds.) Reggie Sutton, at Chicago, 10/18/87 (42 yds.) Gene Atkins, at Phoenix, 12/22/91 (198 yds.) Sammy Knight, at Buffalo, 9/9/01 (40 yds.)
---	--------------------------------------------------------------------------------------------------------------------------------------------------------------------------------------------------------------------------------------------------

Opponent

3	Pat Thomas, vs. L.A. Rams, 10/7/79 (5 yds.) Leonard Coleman, at Indianapolis, 10/12/86 (31 yds.) Rod Woodson, at San Francisco, 9/14/97 (81 yds.) Ronde Barber, at Tampa Bay, 12/23/01 (56 yds.) Keith Bulluck, vs. Tennessee, 9/24/07 (51 yds.)
---	--------------------------------------------------------------------------------------------------------------------------------------------------------------------------------------------------------------------------------------------------------------

MOST YARDS RETURNED

Career

621	Tommy Myers, 1972-81 (36 ret.)
464	Sammy Knight, 1997-2002 (28 ret.)
395	Dave Waymer, 1980-89 (37 ret.)
376	Darren Sharper, 2009-10 (9 ret.)
324	Gene Atkins, 1987-93 (21 ret.)

Season

376	Darren Sharper, 2009 (9 ret.) NFL RECORD
198	Gene Atkins, 1991 (5 ret.)
178	Dave Whitsell, 1967 (10 ret.)
171	Sammy Knight, 1998 (6 ret.)
167	Tommy Myers, 1978 (6 ret.)

Game

151	Tommy Myers, vs. Minnesota, 9/3/78 (3 ret.)
105	Malcolm Jenkins, vs. St. Louis, 12/12/10 (2 ret.)
99	Gene Atkins, at Phoenix, 12/22/91 (3 ret.) Darren Sharper, vs. N.Y. Jets, 10/4/09 (1 ret.) Patrick Robinson, vs. Philadelphia, 11/5/12 (1 ret.)

Opponent

95	Nick Barnett, at Green Bay, 10/9/05 (1 ret.) Chevis Jackson, at Atlanta, 11/9/08 (1 ret.)
----	----------------------------------------------------------------------------------------------

MOST RETURNS FOR TOUCHDOWNS

Career

4	Sammy Knight, 1997-2002
3	Jim Merlo, 1973-79 Brett Maxie, 1985-93 Darren Sharper, 2009-10 Malcolm Jenkins, 2009-13, 20-21
2	Dave Whitsell, 1967-69 Tommy Myers, 1972-81 Johnnie Poe, 1981-87

Dennis Winston, 1982-85
Toi Cook, 1987-93
Mike McKenzie, 2004-09
Jabari Greer, 2009-13
P.J. Williams, 2015-22
Marshon Lattimore, 2017-

Season

3	Darren Sharper, 2009
2	Dave Whitsell, 1967 Jim Merlo, 1976 Dennis Winston, 1984 Sammy Knight, 1998 Sammy Knight, 2000 Mike McKenzie, 2007

Game

1	67 times (last Tyrann Mathieu, at New England, 10/8/23)
---	---------------------------------------------------------

Opponent

2	Eric Allen, at Philadelphia, 12/26/93 David Bowens, vs. Cleveland, 10/24/10
---	--------------------------------------------------------------------------------

LONGEST RETURNS

99t	Darren Sharper, vs. N.Y. Jets, 10/4/09 Patrick Robinson, vs. Philadelphia, 11/5/12
97t	Tommy Myers, vs. Minnesota, 9/3/78 Darren Sharper, at Philadelphia, 9/20/09
96t	Malcolm Jenkins, vs. St. Louis, 12/12/10

Opponent

95t	Nick Barnett, at Green Bay, 10/9/05 Chevis Jackson, at Atlanta, 11/9/08
-----	----------------------------------------------------------------------------

QUARTERBACK SACKS (SINCE 1982)

MOST SACKS

Career

117.5	Cameron Jordan, 2011-
115	Rickey Jackson, 1981-93
82.5	Wayne Martin, 1989-99
76.5	Pat Swilling, 1986-92
67.5	Will Smith, 2004-13

Season

17	La'Roi Glover, 2000
17	Pat Swilling, 1991
16.5	Pat Swilling, 1989

Game

4.5	Wayne Martin, vs. Atlanta, 12/3/92
4	Rickey Jackson, at Atlanta, 12/14/86 Rickey Jackson, at Detroit, 9/18/88 Pat Swilling, vs. Tampa Bay, 11/11/90 Wayne Martin, vs. Detroit, 9/21/97 Cameron Jordan, at Atlanta, 11/28/19
3.5	Jim Wilks, at Philadelphia, 12/11/83 Pat Swilling, at Atlanta, 11/19/89 Cameron Jordan, vs. Carolina, 1/22/22

Opponent

6	Fred Dean, at San Francisco, 11/13/83
---	---------------------------------------

INDIVIDUAL RECORDS

FUMBLES

MOST OPPONENT FUMBLES RECOVERED

Career

26	Rickey Jackson, 1981-93
17	Sam Mills, 1986-94
14	Dave Waymer, 1980-89
13	Gene Atkins, 1987-93
	Wayne Martin, 1989-99

Season

7	Rickey Jackson, 1990
5	Joe Federspiel, 1975
	Maurice Spencer, 1976
	Jack Del Rio, 1985
	James Geathers, 1989
	Sammy Knight, 2001
	Vonn Bell, 2019

Game

3	Maurice Spencer, vs. Atlanta, 10/10/76
---	----------------------------------------

LONGEST FUMBLE RETURN

90t	Keith Mitchell, at Carolina, 11/12/00
86t	Tyrone Hughes, vs. San Francisco, 11/28/94
85t	Ernie Jackson, vs. Atlanta, 10/15/72
76t	Sam Mills, at N.Y. Jets, 12/26/92

Opponent

98t	Toby Wright, vs. L.A. Rams, 10/23/94
96t	C.L. Whittington, vs. Houston, 10/3/76

MOST OWN FUMBLES RECOVERED

Game

3	Marcus Dowdell, at Phoenix, 10/18/92
	Kyle Turley, vs. St. Louis, 12/24/00

MOST FUMBLES RETURNED FOR TOUCHDOWNS

Career

2	Robert "Pig" Goff, 1990-95
	Tyrone Hughes, 1993-95
	Sam Mills, 1986-94
	Tommy Myers, 1972-81
	Frank Warren, 1981-89, 91-93
	Keith Mitchell, 1997-2001

Season

2	Robert "Pig" Goff, 1992
	Tyrone Hughes, 1994

MOST TIMES FUMBLED

Career

87	Drew Brees, 2006-20
62	Archie Manning, 1971-75, 77-82
59	Aaron Brooks, 2000-05

Season

14	Aaron Brooks, 2002 (11 lost)
13	Aaron Brooks, 2001 (3 lost)
	Aaron Brooks, 2004 (2 lost)
11	George Rogers, 1981 (6 lost)

Game

4	Aaron Brooks, vs. Tampa Bay, 12/7/03 (3 lost)
3	Billy Kilmer, at St. Louis, 12/3/67
	Billy Kilmer, vs. Cleveland, 10/12/69
	Howard Stevens, at Dallas, 9/24/73

Hokie Gajan, vs. Tampa Bay, 9/22/85 (2 lost)
Rueben Mayes, vs. San Francisco, 10/25/87 (2 lost)
Rueben Mayes, at Pittsburgh, 11/29/87 (2 lost)
Heath Shuler, vs. Atlanta, 10/12/97 (1 lost)
Ricky Williams, vs. San Francisco, 1/6/02 (2 lost)
Aaron Brooks, at Cincinnati, 12/22/02 (3 lost)
Aaron Brooks, vs. San Francisco, 9/19/04 (2 lost)
Drew Brees, at Green Bay, 9/17/06 (2 lost)
Drew Brees, vs. Minnesota, 10/6/08 (1 lost)

* - Records as a result of the strike-shortened season in 1982 (nine games)

TEAM RECORDS

SCORING

MOST POINTS

Season

547 2011
510 2009
504 2018

Opponent

487 1980

Game

62 Saints 62 vs. Indianapolis 7, 10/23/11

Opponent

62 Atlanta 62 at Saints 7, 9/16/73

Half

42 at Tampa Bay, 10/14/79 (Second half)

Opponent

38 Atlanta, 9/16/73 (Second half)

Quarter

28 at Seattle, 11/21/76 (3rd); vs. Oakland, 12/3/79 (2nd) at Cincinnati, 11/11/18 (2nd)
25 at St. Louis Rams, 10/28/01 (3rd)

Opponent

28 at Philadelphia, 11/19/67 (2nd); at Chicago, 10/10/71 (2nd); vs. L.A. Rams, 10/7/79 (2nd).

FEWEST POINTS

Season

129 1982*
163 1973

Opponent

160 1982*
202 1992

Game

0 15 times (last at San Francisco, 11/27/22)

Opponent

0 16 times (last vs. Las Vegas, 10/30/22)

MOST TOUCHDOWNS

Season

66 2011
64 2009
60 2018
59 2020

Opponent

60 1980

Game

8 vs. Indianapolis, 10/23/11
7 at St. Louis Cardinals, 11/2/69; vs. N.Y. Giants, 10/18/09; vs. N.Y. Giants, 11/28/11; vs. Dallas, 11/10/13; vs. N.Y. Giants, 11/1/15; 11/27/16 vs. L.A. Rams; 11/12/17 at Buffalo; 12/25/20 vs. Minnesota

Opponent

8 vs. Atlanta, 9/16/73
7 vs. N.Y. Giants, 11/1/15

FEWEST TOUCHDOWNS

Season

16 1973, 1982*
17 1970

Opponent

19 1982*
23 1991

MOST GAMES WITHOUT YIELDING A TOUCHDOWN

5 1991 (Two shutouts)

MOST TOUCHDOWNS RUSHING

Season

30 2020
28 1979
26 2018
23 2017

Opponent

28 1980

Game

7 vs. Minnesota, 12/25/20

Opponent

5 at St. Louis, 10/23/77; at N.Y. Giants, 9/24/95; vs. Carolina, 12/30/12

FEWEST TOUCHDOWNS RUSHING

Season

4 1970, 1985
5 1972, 1973

Opponent

6 1987, 1991

MOST TOUCHDOWNS PASSING

Season

46 2011
43 2012
39 2013

Opponent

45 2015

Game

7 vs. N.Y. Giants, 11/1/15
6 at St. Louis Cardinals, 11/2/69; vs. Detroit, 9/13/09

Opponent

6 at St. Louis Cardinals, 11/2/69; vs. Indianapolis, 9/28/03; vs. N.Y. Giants, 11/1/15

FEWEST TOUCHDOWNS PASSING

Season

8 1975, 1976, 1981, 1982*

Opponent

11 1982*
12 1991
13 1992, 2010

MOST FIELD GOALS

Season

33 1987 (42 attempts)
32 2019 (36 attempts)

Opponent

34 2008 (39 attempts)

Game

5 at Green Bay (Milw.), 11/28/71 (6 att.); vs. L.A. Rams, 12/1/85 (5 att.); vs. San Francisco, 10/25/87 (7 att.); vs. Atlanta, 12/3/92 (5 att.); at Atlanta, 12/11/94 (5 att.); vs. Minnesota, 10/7/01 (5 att.); at St. Louis, 10/28/01 (5 att.); at St. Louis, 9/26/04 (6 att.); at Atlanta, 11/26/23 (6 att.)

Opponent

6 at N.Y. Jets, 12/3/72 (7 att.); vs. San Francisco, 10/16/83 (6 att.); vs. Atlanta, 11/13/94 (6 att.); vs. Carolina, 12/5/04 (6 att.); vs. Kansas City, 9/23/12 (6 att.)

MOST DEFENSIVE TOUCHDOWNS

Season

9 1998
8 2009
6 1992

Opponent

9 1993

MOST POINTS AFTER TOUCHDOWN

Season

63 2011 (63 att.)
60 2009 (63 att.)
57 2012 (57 att.)
2020 (58 att.)

Opponent

56 1980 (60 att.)

Game

8 vs. Indianapolis, 10/23/11 (8 att.)
7 vs. N.Y. Giants, 11/28/11 (7 att.); vs. Dallas, 11/10/13 (7 att.); vs. N.Y. Giants, 11/1/15 (7 att.); vs. L.A. Rams, 11/27/16 (7 att.); vs. Detroit, 10/15/17 (7 att.); vs. Minnesota, 12/25/20

Opponent

8 vs. Atlanta, 9/16/73 (8 att.)
7 vs. N.Y. Giants, 11/1/15 (7 att.)

FEWEST POINTS AFTER TOUCHDOWN

Season

15 1982* (16 att.)
16 1970 (17 att.), 1973 (16 att.)

Opponent

19 1982* (19 att.)
22 1991 (23 att.), 1992 (24 att.)

MOST TWO-POINT CONVERSIONS

Season

4 2002 (11 att.), 2007 (5 att.), 2018 (6 att.), 2023 (4 att.)
3 1999 (6 att.)
2 1994 (6 att.), 1995 (9 att.), 1996 (6 att.), 2006 (2 att.), 2011 (3 att.), 2016 (5 att.)

TEAM RECORDS

Opponent
 5 2018 (6 att.)
 4 2002 (5 att.)
 3 1994 (4 att.), 1995 (5 att.), 2008 (4 att.), 2014 (4 att.), 2016 (5 att.)

Game
 2 vs. St. Louis, 11/11/07; vs. Houston, 9/25/11; vs. Oakland, 9/11/16; at Minnesota, 11/13/23

Opponent
 2 vs. Carolina, 11/26/95

GREATEST MARGIN OF VICTORY
 55 Indianapolis 7 at Saints 62, 10/23/11

GREATEST MARGIN OF DEFEAT
 55 Atlanta 62 at Saints 7, 9/16/73

MOST CONSECUTIVE GAMES SCORING
 332 9/8/02 through 11/20/22 (streak ended at San Francisco 11/27/22)
 216 12/11/83 through 10/12/97 (streak ended vs. Carolina 10/19/97)

LONGEST WINNING STREAK
 13 9/13-12/13/09
 10 9/16-11/22/18

LONGEST LOSING STREAK
 14 9/7-12/7/80

FIRST DOWNS

MOST FIRST DOWNS

Season
 416 2011
 395 2014
 2016

Opponent
 380 2012
 2015

Game
 40 vs. Dallas, 11/10/13
NFL RECORD
 36 vs. Indianapolis, 10/23/11 at Minnesota, 12/18/11 vs. Minnesota, 12/25/20

Opponent
 36 at Pittsburgh, 11/30/14

FEWEST FIRST DOWNS

Season
 173 1982*
 183 1970

Opponent
 151 1982*
 214 1991

Game
 2 at San Francisco, 10/21/73
 3 vs. St. Louis Cardinals, 10/5/80

Opponent
 6 vs. L.A. Rams, 9/15/91; vs. Minnesota, 9/22/91; vs. L.A. Raiders, 12/16/91; at New England, 11/8/92; at N.Y. Giants,

12/24/06; at Denver, 11/29/20

50 2020
 44 2017

MOST FIRST DOWNS RUSHING

Season
 160 1979
 147 2020

Opponent
 178 1980

Game
 20 at Buffalo, 11/12/17
 vs. Minnesota, 12/25/20

Opponent
 23 vs. St. Louis Cardinals, 10/4/80

FEWEST FIRST DOWNS RUSHING

Season
 55 1970
 67 1967, 1998

Opponent
 58 1982*
 63 1991

Game
 0 at Philadelphia, 10/26/69; vs. St. Louis Cardinals, 10/5/80; vs. San Francisco, 9/3/95; at Baltimore Ravens, 12/19/99; at Jacksonville, 12/21/03; vs. Baltimore Ravens, 10/29/06

Opponent
 0 vs. New England, 11/30/86; at Detroit, 9/18/88; vs. Carolina, 10/15/00; at Chicago, 10/22/19; at Tampa Bay, 11/8/20

MOST FIRST DOWNS PASSING

Season
 280 2011
 267 2012
 255 2016

Opponent
 230 2016

Game
 25 vs. Cincinnati, 11/19/06
 vs. Jacksonville, 11/11/07
 at Dallas, 12/23/12

Opponent
 25 at Pittsburgh, 11/30/14

FEWEST FIRST DOWNS PASSING

Season
 76 1982*
 82 1975

Opponent
 81 1982*
 103 1977

Game
 0 at San Francisco, 10/21/73

Opponent
 0 at St. Louis Cardinals, 10/11/87

MOST FIRST DOWNS BY PENALTY

Season
 41 2005
 36 2014, 2015

Opponent
 54 2015

Game
 7 at N.Y. Jets, 10/26/86; at Tampa Bay, 9/24/89; at Atlanta, 12/5/99; vs. Tennessee (OT), 11/8/2015

Opponent
 9 at Atlanta, 12/7/17
 7 vs. N.Y. Giants, 11/1/15

NET YARDS

MOST YARDS

Season
 7,474 2011 (2,127 rush, 5,347 pass)
NFL RECORD

6,816 2016 (1,742 rush, 5,074 pass)
 6,582 2014 (1,818 rush, 4,674 pass)

Opponent
 7,042 2012 (2,361 rush, 4,681 pass)

Game
 625 vs. Dallas, 11/10/13 (242 rush, 383 pass)

617 vs. Carolina, 1/1/12 (208 rush, 409 pass)

608 vs. N.Y. Giants, 11/1/15 (103 rush, 505 pass)

Opponent
 605 vs. Minnesota, 10/17/04 (188 rush, 417 pass)

568 at Atlanta, 9/7/714 (123 rush, 445 pass)

FEWEST YARDS

Season
 2,655 1982* (1,257 rush, 1,398 pass)
 3,187 1975 (1,642 rush, 1,545 pass)

Opponent
 2,607 1982* (974 rush, 1,633 pass)
 3,797 1974 (1,758 rush, 2,039 pass)

Game
 60 vs. Minnesota, 11/16/75 (67 rush, -7 pass)

80 vs. St. Louis Cardinals, 10/5/80 (15 rush, 65 pass)

Opponent
 112 at Denver, 11/29/20 (100 rush, 12 pass)

117 vs. L.A. Raiders, 12/16/91 (71 rush, 46 pass)

HIGHEST AVERAGE PER OFFENSIVE PLAY

Season
 6.7 2011 (1,117 plays-7,474 yds.)
 6.3 2008 (1,047 plays-6,571 yds.)
 2009 (1,032 plays-6,461 yds.)
 2017 (1,000 plays-6,259 yards)

Opponent
 6.6 2015 (996 plays-6,615 yds.)

Game
 9.6 vs. New England, 11/30/09 (480 yds.)

9.0 at New England, 12/3/95 (432 yds.)

8.4 vs. N.Y. Giants, 11/28/11 (577 yds.)

TEAM RECORDS

Opponent

8.9 vs. Minnesota, 10/17/04 (605 yds.)

LOWEST AVERAGE PER OFFENSIVE PLAY

Season
3.5 1975 (908 plays-3,189 yds.)
4.0 1973 (929 plays-3,744 yds.)
1974 (872 plays-3,501 yds.)

Opponent

4.3 1992 (949 plays-4,075 yds.)
1997 (1073 plays-4,645 yds.)

RUSHING

MOST YARDS

Season
2,476 1979 (551 att.)
2,461 1983 (595 att.)

Opponent

3,106 1980 (630 att.)

Game

307 at L.A. Rams, 11/8/81 (52 att.)
299 at Kansas City, 9/26/76 (44 att.)
298 at Buffalo, 11/12/17 (48 att.)

Opponent

340 vs. L.A. Rams, 11/25/73 (55 att.)

FEWEST YARDS

Season

1,192 1967 (334 att.)
1,215 1970 (371 att.)

Opponent

974 1982* (255 att.)
1,213 1991 (334 att.)
1,283 2018 (356 att.)

Game

7 vs. San Francisco, 10/1/72 (16 att.)
11 vs. N.Y. Giants, 12/20/93 (12 att.)
at Baltimore, 12/19/99 (16 att.)

Opponent

2 vs. New England, 11/30/86 (18 att.)

MOST ATTEMPTS

Season

595 1983 (2,461 yds.)
569 1987 (2,190 yds.)

Opponent

630 1980 (3,106 yds.)

Game

55 at Atlanta, 10/20/74 (232 yds.) at
San Francisco, 10/15/78 (175 yds.)

Opponent

62 vs. St. Louis Cardinals, 10/5/80
(330 yds.)

FEWEST ATTEMPTS

Season

331 1982* (1257 yds.)
334 1967 (1193 yds.)

Opponent

255 1982* (974 yds.)
334 1991 (1213 yds.)

Game

9 vs. St. Louis Cardinals, 10/5/80 (15
yds.) vs. Denver, 12/3/00 (21 yds.)

Opponent

5 at Tampa Bay, 11/8/20 (8 yds.)

HIGHEST AVERAGE PER RUSH

Season

4.9 2011 (431 att.-2,127 yds.)
4.7 2017 (444 att.-2,070
yds.)

Opponent

5.2 2012 (457 att.-2,361 yds.)
5.0 2011 (351 att.-1,738 yds.)

Game

8.3 at Philadelphia, 11/23/03
(24 att.-199 yds.)
8.0 at Dallas, 9/28/14
(13 att.-104 yds.)

Opponent

8.3 at Pittsburgh, 11/12/06
(26 att.-217 yds.)
8.1 at Carolina, 11/30/97
(23 att.-186 yds.)

LOWEST AVERAGE PER RUSH

Season

3.3 1970 (371 att.-1,215 yds.)
3.4 1996 (386 att.-1,308 yds.)

Opponent

3.2 1986 (486 att.-1,559 yds.)

Game

0.4 vs. San Francisco, 10/1/72
(16 att.-7 yds.)

Opponent

0.1 vs. New England, 11/30/86
(18 att.-2 yds.)

PASSING

MOST NET YARDS

Season

5,347 2011
5,074 2016

Opponent

4,681 2012

Game

505 vs. N.Y. Giants, 11/1/15
504 vs. Cincinnati, 11/19/06

Opponent

445 at Atlanta, 9/7/14

FEWEST NET YARDS

Season

1,398 1982*
1,545 1975

Opponent

1,633 1982*
1,893 1977

Game

-15 at San Francisco, 10/21/73
-7 vs. Minnesota, 11/16/75

Opponent

4 at St. Louis Cardinals, 10/11/87

MOST ATTEMPTS

Season

674 2015 (472 comp.)
671 2012 (423 comp.)

Opponent

626 2011 (362 comp.)

Game

60 vs. Denver, 11/21/04 (34 comp.);
at Chicago, 12/30/07 (35 comp.)
58 at Atlanta, 11/9/08 (31 comp.)

Opponent

61 vs. Atlanta, 12/26/11 (40 comp.)

FEWEST ATTEMPTS

Season

248 1982* (137 comp.)
321 1977 (166 comp.)

Opponent

290 1977 (154 comp.)

Game

4 at San Francisco, 10/15/78
(2 comp.)

Opponent

9 at Denver, 11/29/20
(1 comp.)
10 at New England, 12/4/83
(3 comp.); at St. Louis, 10/1/87 (3
comp.)

MOST COMPLETIONS

Season

472 2011 (662 att.)
2016 (674 att.)

Opponent

384 2018 (573 att.)

Game

39 at Denver, 9/21/08 (48 att.);
at St. Louis Rams, 12/15/13 (48
att.); vs. N.Y. Giants, 11/1/15 (50
att.); at Atlanta 9/23/18 (49 att.)
37 vs. Cincinnati, 11/19/06 (52 att.);
vs. Cleveland, 10/24/10 (56 att.);
at Dallas, 12/23/12 (53 att.); at
Arizona, 12/18/16 (48 att.)

Opponent

40 vs. Atlanta, 12/26/11 (61 att.)

FEWEST COMPLETIONS

Season

137 1982* (248 att.)
163 1973 (338 att.)

Opponent

149 1982* (245 att.)
153 1968 (366 att.)

Game

2 at San Francisco, 10/15/78 (4 att.)

Opponent

1 at Denver, 11/29/20 (1 att.)
3 at New England, 12/4/83 (10 att.)
at St. Louis Cardinals, 10/11/87
(10 att.)

HIGHEST COMPLETION PERCENTAGE

Season

73.4 2018 (381 comp.-519 att.)
NFL RECORD

72.0 2017 (386 comp.-536 att.)

Opponent

68.4 2015 (372 comp.-544 att.)

TEAM RECORDS

Game	
96.7	vs. Indianapolis, 12/16/19 (29 comp.-30 att.) NFL RECORD
89.7	vs. Denver, 11/20/88 (26 comp.-29 att.)
Opponent	
90.5	vs. Green Bay, 12/13/81 (19 comp.-21 att.)

LOWEST COMPLETION PERCENTAGE

Season	
46.2	1975 (181 comp.-392 att.)
47.0	1971 (182 comp.-387 att.)
Opponent	
41.8	1968 (153 comp.-366 att.)

Game	
23.5	vs. L.A. Rams, 9/3/81 (4 comp.-17 att.)
26.9	at Chicago, 10/7/84 (7 comp.-26 att.)

Opponent	
11.1	at Denver, 11/29/20 (1 comp.-9 att.)
22.7	vs. Chicago, 10/27/91 (5 comp.-22 att.)

MOST PASSES INTERCEPTED

Season	
33	1997
30	1999
Opponent	
30	1987

Game	
6	vs. Atlanta, 9/16/73 at San Francisco, 9/14/97
5	vs. L.A. Rams, 10/7/79 at Atlanta, 11/22/12

Opponent	
7	vs. Green Bay, 9/14/86

FEWEST PASSES HAD INTERCEPTED

Season	
6	2019
7	2018
Opponent	
7	2022

INTERCEPTIONS

MOST INTERCEPTIONS

Season	
30	1987
29	1991
Opponent	
33	1997

Game	
7	vs. Green Bay, 9/14/86 at Atlanta, 11/1/87; vs. N.Y. Giants, 11/22/87; at Philadelphia, 10/13/91; at Phoenix, 12/22/91; at Carolina, 1/3/21

Opponent	
6	vs. Atlanta, 9/16/73; vs. San Francisco, 9/14/97

FEWEST INTERCEPTIONS

Season	
7	2022
8	1990
Opponent	
6	2019

MOST RETURN YARDAGE

Season	
652	2009 (26 int.)
482	1991 (29 int.)
466	1998 (21 int.)
Opponent	
483	1999 (30 int.)

Game	
176	vs. Minnesota, 9/3/78 (4 int.)
126	vs. Minnesota, 10/13/68 (2 int.)
Opponent	
136	at Minnesota, 12/4/88 (2 int.)

FEWEST RETURN YARDAGE

Season	
73	1969 (12 int.)
80	2011 (9 int.)
Opponent	
16	2019 (6 int.)
49	2017 (8 int.)
75	2018 (7 int.)

MOST RETURNS FOR TOUCHDOWNS

Season	
5	1998, 2009
4	2000, 2012
Opponent	
6	1993

Game	
2	at Miami, 10/25/09 vs. Detroit, 10/15/17

Opponent	
3	vs. Tampa Bay, 12/11/77

FUMBLES

MOST

Season	
40	1981 (20 lost)
37	1983 (22 lost)
Opponent	
43	1975 (23 lost)

Game	
7	at L.A. Rams, 11/8/81 (2 lost); vs. New England, 11/30/86 (5 lost).

Opponent	
7	vs. Cleveland, 12/12/71 (5 lost); at L.A. Rams, 12/16/79 (4 lost); at N.Y. Jets, 10/26/86 (2 lost); at Dallas, 11/25/10 (2 lost).

FEWEST

Season	
6	2011 (5 lost) NFL RECORD
9	2019 (2 lost)
Opponent	
15	2014 (5 lost)
	2019 (10 lost)
16	2008 (7 lost)

2023 (11 lost)

MOST LOST

Season	
22	1983 (37 fumbles)
22	1997 (34 fumbles)
Opponent	
27	1976 (38 fumbles)

Game	
5	vs. New England, 11/30/86 (7 fumbles)

Opponent	
5	vs. Dallas, 11/3/68 (5 fumbles); vs. Cleveland, 12/12/71 (7 fumbles); at Atlanta, 11/25/79 (6 fumbles).

FEWEST LOST

Season	
2	2019 (9 fumbles) TIED NFL RECORD
Opponent	
5	2014 (5 fumbles) 2017 (20 fumbles)

MOST RETURNED FOR TOUCHDOWNS

Season	
5	1998
3	1992, 2009
Opponent	
4	1975

Game	
2	at San Francisco, 10/19/75
Opponent	
2	at St. Louis, 10/11/87 at Arizona, 10/10/10

TURNOVERS

MOST

Season	
55	1997
47	1981, 1983
Opponent	
49	1981, 1987

Game	
8	vs. Atlanta, 9/16/73; vs. Detroit, 10/28/90; at San Francisco, 9/14/97

Opponent	
8	at St. Louis, 10/28/01

FEWEST

Season	
8	2019 NFL RECORD
16	2018
18	2017
Opponent	
14	2022
16	2011
17	2014

SACKS

MOST

Season	
66	2000 (378 yds.) - Led NFL

TEAM RECORDS

59 1997 (408 yds.) - Led NFL

vs. Green Bay, 10/26/14

Opponent

58 1985 (461 yds.)

Game

9 vs. L.A. Rams, 12/1/85 (69 yds.);
at Atlanta, 12/9/01 (53 yds.); at
Atlanta, 11/28/19 (53 yds.)

Opponent

10 vs. Atlanta, 10/12/97 (76 yds.)

FEWEST

Season

17 1970 (136 yds.)
21 1969 (199 yds.)

Opponent

13 2008 (92 yds.)
15 1992 (119 yds.)

MOST YARDS LOST

Season

437 1983 (56 sacks)
420 1984 (55 sacks)

Opponent

461 1985 (58 sacks)

Game

73 vs. Chicago, 9/18/83 (8 sacks)

Opponent

81 vs. San Diego, 10/9/77 (8 sacks)

PUNTING

MOST

Season

101 1976 (39.3 avg.)
92 1975 (41.0 avg.)

Opponent

92 1997 (39.9 avg.)

Game

12 vs. Minnesota, 11/16/75
11 at San Francisco, 10/21/73
vs. Washington, 12/26/82
at Baltimore, 12/19/99

Opponent

12 at Chicago, 10/5/97

FEWEST

Season

43 2018 (46.4 avg.)
46 1982* (43.0 avg.)
47 2011 (47.3 avg.)

Opponent

50 1971 (41.2 avg.)

Game

0 vs. San Francisco, 10/26/02;
vs. Atlanta, 1/2/83; at Detroit,
12/21/08; vs. Green Bay, 10/26/14;
vs. Washington, 10/8/18; at
Cincinnati, 11/11/18; vs. Carolina,
10/25/20; vs. Minnesota, 12/25/20

Opponent

0 at N.Y. Giants, 10/8/67
at San Francisco, 11/14/71
vs. Cleveland, 9/13/87
at Minnesota, 11/19/95
vs. St. Louis Rams, 12/12/99
vs. Minnesota, 10/17/04

HIGHEST AVERAGE

Season

50.1 2012 (74 punts)

Opponent

46.8 2016 (56 punts)

LOWEST AVERAGE

Season

37.6 1968 (75 punts)

39.0 1989 (71 punts)

Opponent

37.5 1987 (73 punts)

PUNT RETURNS

MOST RETURNS

Season

53 1989 (428 yds.)

51 2006 (372 yds.)

Opponent

64 1976 (742 yds.)

Game

8 at Indianapolis, 10/25/15 (44 yds.)

7 at Carolina, 11/10/02 (8 yds.)

vs. New England, 11/30/86 (66

yds.)

at Detroit, 12/3/89 (48 yds.)

at Oakland, 11/9/97 (90 yds.)

Opponent

10 vs. Washington, 12/26/82 (106
yds.)

FEWEST RETURNS

Season

16 1971 (100 yds.)

1972 (43 yds.)

19 2014 (134 yds.)

Opponent

12 2018 (64 yds.)

19 2011 (118 yds.)

MOST YARDS

Season

625 2002 (45 ret.)

517 1993 (38 ret.)

Opponent

906 1974 (59 ret.)

Game

176 vs. Minnesota, 10/6/08 (5 ret.)

161 vs. Houston, 10/3/76 (6 ret.)

Opponent

144 vs. L.A. Rams, 10/23/94 (4 ret.)

HIGHEST AVERAGE

Season

13.7 2002 (45 ret.)

13.6 1993 (38 ret.)

Opponent

15.4 1974 (59 ret.)

LOWEST AVERAGE

Season

2.7 1972 (16 ret.)

3.4 1967 (23 ret.)

Opponent

2.3 2020 (20 ret.)

4.2 2014 (24 ret.)

MOST RETURNS FOR TOUCHDOWNS

Season

3 2008

2 1993

Opponent

2 1974, 1977, 1983, 1994, 2000

Game

2 vs. Minnesota, 10/6/08

1 12 times, last at Green Bay,

9/22/19

Opponent

1 26 times, last vs. Detroit, 10/15/17

KICKOFF RETURNS

MOST RETURNS

Season

88 1980 (22.4 avg.)

Opponent

85 2002 (21.4 avg.)

76 1979 (20.0 avg.)

2008 (24.0 avg.)

Game

9 at Philadelphia, 11/19/67 (231
yds.); vs. San Francisco, 10/1/72
(201 yds.); vs. Carolina, 12/05/04
(237 yds.)

Opponent

9 vs. Green Bay, 11/24/08 (180 yds.)

FEWEST RETURNS

Season

21 2014 (25.9 avg.)

22 2013 (23.0 avg.)

Opponent

12 2023 (18.8 avg.)

20 1982* (19.4 avg.)

MOST YARDS

Season

2,027 2001 (87 ret.)

1,973 1980 (88 ret.)

Opponent

1,827 2008 (76 ret.)

1,817 2002 (85 ret.)

Game

304 vs. L.A. Rams, 10/23/94 (7 ret.)

242 vs. Minnesota, 12/15/02 (6 ret.)

233 at San Francisco, 9/21/86 (5 ret.)

vs. St. Louis, 11/4/07 (8 ret.)

Opponent

287 at N.Y. Giants, 12/9/12 (6 ret.)

230 vs. N.Y. Giants, 10/18/09 (8 ret.)

HIGHEST AVERAGE

Season

26.5 2011 (42 ret.)

25.9 2014 (21 ret.)

Opponent

27.0 2019 (21 ret.)

LOWEST AVERAGE

Season

16.5 2016 (28 ret.)

17.6 1991 (50 ret.)

TEAM RECORDS

Opponent

16.2 1990 (36 ret.)
17.2 2020 (22 ret.)

MOST RETURNS FOR TOUCHDOWNS

Season

2 1967, 1994, 2002, 2004

Opponent

2 1971, 1991, 2000, 2003

Game

2 vs. L.A. Rams, 10/23/94

Opponent

1 16 times, last at Chicago 10/20/19

COMBINED KICKOFF/PUNT RETURNS

MOST YARDS RETURNED

Season

2,581 2002 (625 punt, 1,956 KO)

NFL RECORD

2,315 2001 (288 punt, 2,027 KO)

Opponent

2,237 2000 (494 punt, 1,743 KO)

Game

354 vs. Minnesota, 10/6/08
(178 punt, 176 kickoff)

347 vs. L.A. Rams, 10/23/94
(43 punt, 304 kickoff)

Opponent

341 vs. L.A. Rams, 10/23/94
(144 punt, 197 kickoff)

MOST RETURNED FOR TOUCHDOWNS

Season

3 1993 (2 punt, 1 kickoff)
2002 (1 punt, 2 kickoff)
2008 (3 punt)

Opponent

4 2000 (2 punt, 2 kickoff)

Game

2 vs. L.A. Rams, 10/23/94
(2 kickoff); vs. Minnesota, 10/6/08
(2 punt)

Opponent

1 41 times (last at Chicago,
10/20/19) (1 kickoff)

PENALTIES

MOST

Season

135 2005 (1,130 yds.)
130 2015 (1,112 yds.)

Opponent

132 1998 (1,164 yds.)

Game

17 at St. Louis Rams, 11/26/00 (116
yds.)

16 at Atlanta, 11/17/02 (133 yds.)

Opponent

15 vs. Tampa Bay, 10/5/14 (113 yds.)

FEWEST

Season

58 1973 (516 yds.)
60 1992 (567 yds.)

Opponent

52 1982* (459 yds.)
64 2020 (517 yds.)

Game

0 vs. Seattle, 11/10/85

Opponent

0 at Washington, 9/21/75
at San Francisco, 12/11/8
at San Francisco, 12/23/90
vs. San Francisco, 1/6/02
vs. New England, 11/30/09

MOST PENALTY YARDS

Season

1,141 2004 (129 pen.)
1,130 2005 (135 pen.)
1,044 1978 (104 pen.)

Opponent

1,164 1998 (132 pen.)

Game

149 at Chicago, 10/8/00 (10 pen.)
142 at N.Y. Giants, 10/6/68 (12 pen.)

Opponent

171 at Philadelphia, 11/23/03 (14 pen.)

FEWEST PENALTY YARDS

Season

514 1982* (63 pen.)
516 1973 (58 pen.)

Opponent

459 1982* (52 pen.)
590 1993 (86 pen.)

SAFETIES

MOST

Season

3 1989
2 1987, 1988, 1998, 2014

Opponent

3 1983
2 1969, 1973, 1976

Game

2 vs. Cleveland, 9/13/87
1 24 times, last at Tampa Bay,
12/11/16

Opponent

1 26 times, last vs. Kansas City,
9/23/12

DEFENSIVE TWO-POINT CONVERSIONS

MOST

Season

1 2015

Opponent

1 2016, 2018

Game

1 vs. Carolina, 12/6/15

Opponent

1 vs. Denver, 11/13/16
at Carolina, 12/17/18

3RD DOWN CONVERSIONS

MOST

Season

118 2011 (208 att.)
107 2016 (220 att.)

Opponent

105 1979 (239 att.)

FEWEST

Season

48 1982* (128 att.)
54 1997 (207 att.)

Opponent

36 1982* (103 att.)
49 1991 (188 att.)

TWO-TEAM RECORDS

SCORING

MOST POINTS

101 N.Y. Giants 49 at New Orleans 52, 11/1/15
93 New Orleans 51 at St. Louis Cardinals 42, 11/2/69

FEWEST POINTS

6 L.A. Rams 0 at New Orleans 6, 11/9/86

MOST TOUCHDOWNS

14 N.Y. Giants 7 at New Orleans 7, 11/1/15

FEWEST TOUCHDOWNS (FINAL SCORE)

0 L.A. Rams 0 at New Orleans 6, 11/9/86;
Pittsburgh 9 at New Orleans 6, 12/1/90;
New Orleans 9 vs. Tampa Bay 3, 10/25/98
New Orleans 9 at Tampa Bay 0, 12/19/21

FIRST DOWNS

MOST FIRST DOWNS

63 N.Y. Giants 28 at New Orleans 35, 11/1/15

FEWEST FIRST DOWNS

20 Minnesota 8 at New Orleans 12, 9/12/70

NET YARDS

MOST YARDS GAINED

1,064 Atlanta 552 at New Orleans 512, 9/2/79

FEWEST YARDS GAINED

345 New Orleans 179 vs. Atlanta 166, 10/12/97

RUSHING

MOST RUSHES

86 New Orleans 39 at Atlanta 47, 12/16/73

MOST YARDS

490 L.A. Rams 340 at New Orleans 150, 11/25/73

FEWEST YARDS

72 New Orleans 11 at Baltimore 61, 12/19/99

MOST TOUCHDOWNS

9 Minnesota 2 at New Orleans 7, 11/25/20

PASSING

MOST YARDS

852 New Orleans 446 at Dallas 406, 12/23/12
834 New Orleans 505 vs. N.Y. Giants 329, 11/1/15

FEWEST YARDS

77 San Francisco 44 at New Orleans 33, 11/13/77

MOST PASSES ATTEMPTED

100 Atlanta 61 at New Orleans 39, 12/26/11
96 New Orleans 53 at Dallas 43, 12/23/12
Carolina 47 at New Orleans 49, 10/16/16

MOST PASSES COMPLETED

69 N.Y. Giants 30 at New Orleans 39, 11/1/15
66 New Orleans 35 at Green Bay 31, 9/30/12

MOST TOUCHDOWNS

13 N.Y. Giants 6 at New Orleans 7, 11/1/15
12 New Orleans 6 at St. Louis 6, 11/2/69

MOST PASSES INTERCEPTED

9 Green Bay 7 at New Orleans 2, 9/14/86

PUNTS

MOST

21 New Orleans 9 at Chicago 12, 10/5/97

FEWEST

0 New Orleans 0 vs. Green Bay 0, 10/26/14;
1 San Francisco 1 at New Orleans 0, 10/20/02
Carolina 1 at New Orleans 0, 10/25/20

PENALTIES

MOST

31 New Orleans 17 at St. Louis Rams 14, 11/26/00

FEWEST

2 New Orleans 2 at San Francisco 0, 12/11/88;
Atlanta 1 at New Orleans 1, 12/3/92

MOST YARDS PENALIZED

272 New Orleans 101 at Philadelphia 171, 11/23/03
248 New Orleans 116 at St. Louis Rams 132, 11/26/00

FEWEST YARDS PENALIZED

11 New Orleans 11 at San Francisco 0, 12/11/88

FUMBLES

MOST

10 Cleveland 7 at New Orleans 3, 12/12/71;
New Orleans 5 at Carolina 5, 10/14/01;
New Orleans 5 at St. Louis Rams 5, 10/28/01

TURNOVERS

MOST

11 Dallas 7 at New Orleans 4, 11/3/68;
Chicago 5 at New Orleans 6, 9/18/83

QUARTERBACK SACKS

MOST

15 Atlanta 10 at New Orleans 5, 10/12/97

CONSECUTIVE RECORDS

INDIVIDUAL

GAMES PLAYED

- 173 Cameron Jordan (9/8/11 — 12/2/21)
147 Jim Dombrowski (10/25/87 — 11/3/96)

GAMES STARTED

- 158 Cameron Jordan (1/1/12 — 12/2/21)
144 Wayne Martin (9/1/91 — 1/2/99)
114 Jahni Evans (9/10/06 — 9/15/13)

GAMES, SCORING POINTS

- 174 Morten Andersen (12/11/83 — 12/24/94)

GAMES, SCORING TOUCHDOWN

- 6 Dalton Hilliard (12/18/88 — 10/8/89)
Dalton Hilliard (10/18 — 11/29/92)
Pierre Thomas (11/16 — 12/21/08)
Jimmy Graham (12/18/11 — 9/23/12)
Alvin Kamara (10/29/17 — 12/3/17)
Alvin Kamara (12/21/19 — 10/12/20)

GAMES, SCORING FIELD GOAL

- 36 Wil Lutz (12/4/16 — 12/23/18)
22 John Carney (10/6/02 — 11/16/03)
20 Morten Andersen (10/25/87 — 11/6/88)
19 Morten Andersen (11/24/85 — 12/7/86)

FIELD GOALS MADE

- 26 Wil Lutz (9/16 — 12/23/18)
25 Morten Andersen (11/1/92 — 9/12/93)
20 Morten Andersen (11/24/85 — 10/5/86)

GAMES, RUSHING TOUCHDOWN

- 5 Dalton Hilliard (10/22 — 11/19/89)
Ricky Williams (9/24 — 10/29/00)

GAMES, RECEIVING TOUCHDOWN

- 6 Jimmy Graham (12/18/11 — 9/23/12)
5 Lance Moore (10/26 — 11/30/08)
Marques Colston (12/11/08 — 9/20/09)
Robert Meachem (11/8 — 12/6/09)
Jimmy Graham (12/30/12 — 9/30/13)

GAMES, RUSHING FOR 100 OR MORE YARDS

- 9 Deuce McAllister (9/28 — 11/30/03)
5 Ricky Williams (9/17 — 10/22/00)
4 Deuce McAllister (10/6 — 10/27/02)
3 George Rogers (10/11 — 10/25/81)
Wayne Wilson (9/25 — 10/9/83)
Dalton Hilliard (11/12 — 11/26/89)
Mark Ingram II (10/26 — 11/9/14)

GAMES, 100 YARDS OR MORE RECEIVING

- 5 Michael Thomas (10/20 — 11/24/19)

GAMES, PASSING TOUCHDOWN

- 54 Drew Brees (10/18/09 — 11/25/12)
NFL RECORD

GAMES, 250+ PASSING YARDS

- 19 Drew Brees (9/8/11 — 9/16/12)

GAMES, 300+ PASSING YARDS

- 9 Drew Brees (11/13/11 — 9/16/12)
NFL RECORD
Drew Brees (11/29/12 — 9/30/13)
NFL RECORD
5 Drew Brees (10/29 — 11/26/06)

GAMES, NO INTERCEPTIONS

- 7 Drew Brees (12/31/17 — 10/21/18)
6 Aaron Brooks (11/23 — 12/28/03)
Drew Brees (12/13/15 — 9/18/16)

PASS COMPLETIONS

- 23 Drew Brees (12/16-12/22/19)

GAMES, PASS RECEPTION

- 105 Eric Martin (11/1/87 — 1/2/94)
85 Marques Colston (10/26/08 — 9/7/14)
82 Joe Horn (9/3/00 — 9/25/05)

POINTS AFTER TOUCHDOWN

- 144 Garrett Hartley (12/13/09 — 12/15/13)
119 Morten Andersen (10/22/89 — 12/3/92)

TEAM

REGULAR SEASON VICTORIES

- 13 9/13 — 12/13/09
10 9/16 — 12/23/18
9 11/1 — 12/27/87
12/23/90 — 10/20/91
10/4/20 - 12/6/20
8 11/6/11 — 1/11/12
9/24 — 11/19/17

PRESEASON VICTORIES

- 5 8/12 — 9/9/67

REGULAR SEASON DEFEATS

- 14 9/7 — 12/7/80

PRESEASON DEFEATS

- 10 8/28/14 — 8/10/17

VICTORIES VS. ONE TEAM

- 7 vs. L.A. Rams; 12/9/90 — 10/3/93

DEFEATS VS. ONE TEAM

- 10 vs. Atlanta; 9/17/95 — 12/5/99

HOME VICTORIES

- 11 9/8/13 — 10/26/14
8 9/18/11 — 1/11/12
7 10/15 — 12/24/17
6 9/13 — 11/30/09
9/16 — 12/23/18

ROAD VICTORIES

- 10 10/18/87 — 10/6/88
8 12/21/08 — 12/13/09

HOME DEFEATS

- 10 12/3/79 — 12/21/80

ROAD DEFEATS

- 14 11/5/72 — 10/13/74
14 10/18/98 — 1/2/00

GAMES SCORING

- 332 9/8/02 — 11/20/22
216 12/11/83 — 10/12/97

GAMES WITH A SACK

- 60 12/24/94 — 11/22/98
(tied-4th-longest in NFL history)

BIG GAMES

100 YARD RUSHING GAMES (154)

Yds.	Att.	Player	Opponent	Date
206	24	George Rogers	vs. St. Louis Cardinals	9/4/83
203	28	Rueben Mayes	vs. Miami	12/7/86
184	19	Deuce McAllister	at Philadelphia	11/23/03
179	40	Ricky Williams	vs. Cleveland	10/31/99
174	20	Ray Zellers	vs. Chicago	10/13/96
173	28	Deuce McAllister	vs. Atlanta	11/16/03
172	24	Rueben Mayes	vs. Tampa Bay	10/19/86
172	24	Mark Ingram II	vs. Green Bay	10/26/14
166	33	George Rogers	vs. Dallas	12/19/82
165	30	Deuce McAllister	at Washington	11/30/03
162	29	George Rogers	vs. L.A. Rams	9/13/81
162	29	Mario Bates	vs. Detroit	9/21/97
161	22	Chuck Muncie	vs. Atlanta	9/2/79
161	24	George Rogers	at L.A. Rams	11/8/81
160	34	Wayne Wilson	vs. Miami	10/2/83
160	35	Earl Campbell	at Minnesota	11/24/85
158	29	Dalton Hilliard	at Atlanta	11/19/89
158	15	Chris Ivory	at Tampa Bay	10/17/10
158	15	Mark Ingram II	at San Francisco	11/6/16
157	33	Rueben Mayes	vs. New England	11/30/86
157	24	Lamar Smith	at Indianapolis	9/27/98
156	29	Ricky Williams	at Atlanta	10/22/00
155	20	Craig Heyward	vs. Tampa Bay	11/11/90
155	22	Alvin Kamara	vs. Minnesota	12/25/20
148	22	Alvin Maxson	vs. St. Louis Cardinals	12/8/74
147	24	Rueben Mayes	vs. Cleveland	9/13/87
147	31	Ricky Williams	at Carolina	10/14/01
146*	14	Tony Galbreath	at Kansas City	9/26/76
146	14	Mark Ingram II	vs. L.A. Rams	11/27/16
146	30	Alvin Kamara	at Atlanta	1/9/22
145	14	Mark Ingram II	vs. Dallas	11/10/13
144	29	Rueben Mayes	vs. San Francisco	10/25/87
144	38	Ricky Williams	vs. Carolina	10/15/00
143	28	Mike Bell	vs. Detroit	9/13/09
143	14	Mark Ingram II	at Indianapolis	10/25/15
142	27	Andy Livingston	vs. Washington	9/21/69
142	28	George Rogers	at Houston	11/22/81
141	22	Mario Bates	vs. Atlanta	11/13/94
140	28	Deuce McAllister	at Carolina	1/2/05
139	35	Dwight Beverly	at St. Louis Cardinals	10/11/87
139	21	Deuce McAllister	vs. San Francisco	10/20/02
138	33	Wayne Wilson	at Chicago	9/19/82
138	28	Fred McAfee	vs. Atlanta	11/24/91
137	20	George Rogers	vs. Atlanta	11/6/83
136	30	Ricky Williams	vs. Minnesota	10/7/01
136	26	Deuce McAllister	vs. San Francisco	12/3/06
134	17	George Rogers	vs. Philadelphia	10/11/81
134	22	Mark Ingram II	vs. Washington	11/19/17
134	19	Alvin Kamara	at N.Y. Giants	9/30/18
131	25	Rueben Mayes	at St. Louis Cardinals	11/16/86
131*	22	Mark Ingram II	at Buffalo	11/12/17
130	27	Deuce McAllister	vs. Buffalo	10/2/05
129	32	Mario Bates	at N.Y. Giants	12/15/96
128	21	Chuck Muncie	vs. Oakland	12/3/79
128	28	Rueben Mayes	vs. San Francisco	11/2/86
128	30	Ricky Williams	at Chicago	10/8/00
128	29	Deuce McAllister	vs. Atlanta	12/26/04
127	16	Don McCall	vs. Washington	9/22/68
127	25	Dalton Hilliard	vs. Atlanta	12/18/88
127	32	Deuce McAllister	at Baltimore	12/8/02
127	16	Deuce McAllister	vs. Kansas City	11/14/04
127	19	Chris Ivory	vs. Carolina	1/11/12
126*	25	Chuck Muncie	at Kansas City	9/26/76
126*	20	Reggie Bush	at N.Y. Giants	12/24/06
126	14	Pierre Thomas	at Buffalo	9/27/09
125	25	Derek Brown	vs. Detroit	9/19/93
124	32	George Rogers	vs. L.A. Rams	12/18/83
124	23	Deuce McAllister	at Carolina	10/5/03
124	19	Latavius Murray	at Denver	11/29/20
123	33	George Rogers	vs. Kansas City	11/21/82
123	15	Mario Bates	at New England	12/3/95
123	21	Deuce McAllister	vs. Green Bay	9/15/02
123	23	Deuce McAllister	vs. Pittsburgh	10/6/02
123	15	Deuce McAllister	vs. Tampa Bay	10/8/06
122	18	George Rogers	at Cleveland	10/18/81
122*	19	Craig Heyward	at Cincinnati	11/4/90
122	23	Mark Ingram II	at Pittsburgh	11/30/14
122	27	Tim Hightower	vs. Jacksonville	12/27/15
121	24	Ricky Williams	at San Francisco	11/11/01
121	29	Deuce McAllister	at Washington	10/13/02
120	23	George Rogers	vs. Tampa Bay	11/29/81
120	28	Ricky Williams	vs. Indianapolis	11/18/01
120	27	Mark Ingram II	vs. San Francisco	11/9/14
120	26	Alvin Kamara	vs. N.Y. Giants	10/3/21
120	27	Alvin Kamara	vs. N.Y. Jets	12/12/21
119	27	Latavius Murray	at Chicago	10/20/19
117	18	Chuck Muncie	vs. San Francisco	11/11/79
117	28	Deuce McAllister	vs. Carolina	12/29/02
117	15	Chris Ivory	at Cincinnati	12/5/10
116	29	Deuce McAllister	vs. Chicago	10/12/03
116	21	Deuce McAllister	at Atlanta	10/19/03
115	25	George Rogers	at San Francisco	9/27/81
115	25	Rueben Mayes	vs. Denver	11/20/88
115*	30	Rueben Mayes	at Cincinnati	11/4/90
115	17	Deuce McAllister	vs. Atlanta	10/27/02
114	25	Mark Ingram II	vs. Detroit	10/15/17
114	21	George Rogers	at Buffalo	10/30/83
114	15	Jimmy Jones	at Washington	10/26/80
113	26	Bob Gresham	at Green Bay	11/28/71
113	31	George Rogers	vs. Cincinnati	10/25/81
113	11	Hokie Gajan	vs. N.Y. Jets	11/21/83
112*	9	Taysom Hill	vs. Seattle	10/9/22
112	19	Rueben Mayes	at Atlanta	11/1/87
112	24	Dalton Hilliard	vs. L.A. Rams	11/26/89
111	24	Ricky Williams	at N.Y. Giants	10/24/99
111	21	Deuce McAllister	at Dallas	12/10/06
110	14	Tony Baker	at St. Louis	11/2/69
110	26	Deuce McAllister	at Tampa Bay	11/2/03
110	17	Antowain Smith	vs. Chicago	11/6/05
110	9	Pierre Thomas	at Carolina	9/16/12
109	27	Mike Strachan	vs. Atlanta	11/2/75
109	15	Chuck Muncie	vs. L.A. Rams	11/28/76
109	11	Craig Heyward	vs. L.A. Raiders	10/23/88
109	31	Deuce McAllister	at Tampa Bay	9/8/02
108	31	Wayne Wilson	at Dallas	9/25/83
108	24	Wayne Wilson	at San Francisco	9/29/85
108	22	Rueben Mayes	at Indianapolis	10/12/86
108+	11	Aaron Brooks	at San Francisco	12/10/00
108*	27	Deuce McAllister	vs. N.Y. Giants	12/24/06
108	11	Dwayne Washington	vs. Carolina	12/30/18
107	23	Alvin Kamara	vs. Carolina	1/8/23
107	20	Chuck Muncie	vs. N.Y. Jets	12/4/77
107	30	George Rogers	vs. San Francisco	12/20/81
107	23	Ricky Williams	at Seattle	9/17/00
106	28	Dalton Hilliard	at New England	11/12/89
106	20	Gill Fenerty	vs. Minnesota	9/22/91
106	21	Derek Brown	vs. Green Bay	11/14/93
106	26	Mario Bates	at San Francisco	10/29/95
106	22	Mario Bates	vs. St. Louis Rams	11/5/95
106	18	Aaron Stecker	at St. Louis Rams	9/26/04
106*	12	Alvin Kamara	at Buffalo	11/12/17
105	22	Mark Ingram II	at Green Bay	10/22/17
105	24	Mike Strachan	vs. Green Bay	10/12/75
105#	20	Pierre Thomas	at Chicago	12/30/07
104	10	Gill Fenerty	at L.A. Rams	12/9/90
104	13	Mark Ingram II	at Cincinnati	11/11/18
103*	23	Alvin Kamara	vs. Seattle	10/9/22
103	18	Wayne Wilson	at Atlanta	10/9/83
103	20	Ricky Williams	vs. Philadelphia	9/24/00

BIG GAMES

103	20	Mark Ingram II	at Atlanta	1/1/17	376	Drew Brees	54	36	vs. Atlanta	9/26/16
103	16	Mark Ingram II	vs. Philadelphia	11/18/18	375	Aaron Brooks	45	27	vs. N.Y. Giants	9/19/05
102	13	Chuck Muncie	at St. Louis Cardinals	10/23/77	375	Drew Brees	36	29	at Chicago	12/15/14
102	20	George Rogers	vs. Atlanta	9/2/84	373	Drew Brees	43	34	vs. Arizona	10/27/19
102	27	Ricky Williams	vs. Carolina	12/2/01	371	Drew Brees	23	18	vs. New England	11/30/09
102	21	Deuce McAllister	vs. Tampa Bay	10/10/04	371	Drew Brees	57	35	vs. Tampa Bay	10/5/14
102	16	Pierre Thomas	vs. Atlanta	12/7/08	370	Jim Everett	43	29	vs. Atlanta	9/17/95
102	26	Tim Hightower	vs. Seattle	10/30/16	370	Drew Brees	44	31	vs. Houston	9/25/11
102	21	Latavius Murray	vs. Arizona	10/27/19	370	Drew Brees	45	29	vs. San Diego	10/7/12
101	17	Deuce McAllister	vs. Indianapolis	9/28/03	370	Drew Brees	43	32	vs. Houston	9/9/19
101	26	Deuce McAllister	vs. Carolina	10/26/03	369	Drew Brees	30	23	vs. N.Y. Giants	10/18/09
100	20	Tony Galbreath	vs. L.A. Rams	10/30/77	367	Drew Brees	48	37	at Kansas City	10/23/16
100	23	Deuce McAllister	at Atlanta	11/28/04	365	Drew Brees	38	30	vs. Atlanta	9/26/10
100	20	Aaron Stecker	at Atlanta	12/10/07	364	Jim Everett	45	29	vs. Green Bay	12/16/95
100	30	Mark Ingram II	at Carolina	10/30/14	363	Drew Brees	35	23	vs. San Francisco	9/28/08
					363	Drew Brees	38	24	vs. N.Y. Giants	11/28/11
					363	Drew Brees	29	26	vs. Washington	10/8/18
					363	Drew Brees	30	22	vs. Philadelphia	11/18/18
					361	Andy Dalton	47	30	at Arizona	10/20/22
					359	Drew Brees	45	32	at Carolina	10/9/11
					359	Drew Brees	41	33	vs. Dallas	10/4/15
					358	Drew Brees	34	26	vs. Detroit	9/13/09
					357	Drew Brees	35	26	vs. Atlanta	9/8/13
					356	Drew Brees	56	37	vs. Cleveland	10/24/10
					356	Drew Brees	45	27	vs. New England	9/17/17
					355	Archie Manning	28	20	at San Francisco	9/23/79
					355	Bobby Hebert	26	19	at Phoenix	10/18/92
					355	Drew Brees	48	30	at Arizona	9/13/15
					354	Billy Joe Tolliver	45	28	vs. Tennessee	10/17/99
					354	Drew Brees	43	26	at N.Y. Giants	12/9/12
					353	Drew Brees	41	26	at Green Bay	9/17/06
					353	Jameis Winston	41	25	at Carolina	9/25/22
					353	Derek Carr	50	32	vs. Houston	10/15/23
					352	Aaron Brooks	30	23	at Atlanta	10/19/03
					352	Drew Brees	39	23	at Dallas	11/25/10
					351	Drew Brees	44	31	at Jacksonville	10/2/11
					351	Drew Brees	40	30	at Detroit	12/21/08
					350	Drew Brees	50	29	at Atlanta	1/11/17
					349	Drew Brees	38	28	at Carolina	10/1/06
					349	Drew Brees	30	21	at Atlanta	11/26/06
					349	Drew Brees	40	29	vs. San Francisco	12/8/19
					347	Aaron Brooks	37	22	at San Francisco	11/11/01
					346	Drew Brees	36	25	vs. L.A. Rams	11/4/18
					345	Billy Kilmer	32	22	at St. Louis Cardinals	11/2/69
					344	Archie Manning	32	22	at Pittsburgh	11/5/78
					343	Aaron Brooks	50	27	at New England	11/20/05
					343	Jim Everett	57	23	at Denver	12/24/94
					343	Drew Brees	32	23	vs. Tampa Bay	9/7/08
					342	Drew Brees	36	26	vs. Detroit	12/4/11
					342	Drew Brees	46	29	vs. Arizona	9/22/13
					342	Drew Brees	45	28	at Detroit	10/19/14
					341	Wade Wilson	34	22	at Atlanta	9/12/93
					341	Drew Brees	50	28	at Atlanta	11/29/12
					341	Drew Brees	52	34	vs. Detroit	12/21/15
					340	Drew Brees	44	32	at Dallas	9/28/14
					339	Drew Brees	41	30	vs. San Diego	10/26/08
					339	Drew Brees	52	24	vs. Washington	9/9/12
					337	Drew Brees	47	36	at Tennessee	12/11/11
					336	Drew Brees	39	31	at San Francisco	10/28/07
					335	Jim Everett	37	25	at Minnesota	11/19/95
					335	Drew Brees	43	26	at Philadelphia	10/11/15
					333	Ken Stabler	43	29	vs. Tampa Bay	12/5/82
					333	Drew Brees	42	29	at Atlanta	9/7/14
					332	Drew Brees	34	26	vs. Buffalo	10/27/13
					331	Drew Brees	38	27	at Green Bay	10/22/17
					330	Aaron Brooks	40	26	vs. Carolina	12/2/01
					330	Drew Brees	46	26	vs. Minnesota	10/6/08
					330	Drew Brees	35	24	vs. Carolina	11/8/09
					328	Kerry Collins	44	22	at San Francisco	11/22/98
					328	Drew Brees	41	28	at Atlanta	12/10/07
					326	Jim Everett	37	26	vs. Kansas City	9/4/94

* - part of a dual 100-yard game

- part of a 100-yard rushing/100-yard receiving game

+ - only QB in team history to rush for 100 yards or more

MOST BY PLAYER: Deuce McAllister (27), George Rogers (16), Mark Ingram II (15), Ricky Williams (12), Rueben Mayes (11), **Alvin Kamara** (8), Chuck Muncie (7), Mario Bates (6), Wayne Wilson (5), Dalton Hilliard (4), Pierre Thomas (4), Craig Heyward (3), Chris Ivory (3), Latavius Murray (3), Derek Brown (2), Gill Fenerty (2), Tony Galbreath (2), Tim Hightower (2), Aaron Stecker (2), Mike Strachan (2), Tony Baker (1), Mike Bell (1), Dwight Beverly (1), Aaron Brooks (1), Reggie Bush (1), Earl Campbell (1), Hokie Gajan (1), Bob Gresham (1), Andy Livingston (1), Alvin Maxson (1), Fred McAfee (1), Don McCall (1), Jimmy Rogers (1), Antowain Smith (1), Lamar Smith (1), **Taysom Hill** (1), Dwayne Washington (1), Ray Zellers (1).

300 YARD PASSING GAMES [165]

Yds	Player	A	C	Opponent	Date
510	Drew Brees	52	37	vs. Cincinnati	11/19/06
505	Drew Brees	50	39	vs. N.Y. Giants	11/1/15
465	Drew Brees	49	34	vs. Carolina	10/16/16
446	Drew Brees	54	35	at Green Bay	9/30/12
446	Drew Brees	53	37	at Dallas	12/23/12
445	Drew Brees	49	35	vs. Jacksonville	11/4/07
441	Aaron Brooks	48	30	vs. Denver	12/3/00
439	Drew Brees	45	47	vs. Tampa Bay	9/9/18
423	Drew Brees	42	28	vs. Oakland	9/11/16
422	Drew Brees	58	31	at Atlanta	11/9/08
421	Drew Brees	48	39	at Denver	9/21/08
420	Drew Brees	45	35	vs. Baltimore	11/24/14
419	Drew Brees	49	36	at Washington	12/6/09
419	Drew Brees	49	32	at Green Bay	9/8/11
413	Drew Brees	39	30	vs. Miami	9/30/13
412	Drew Brees	40	32	at Minnesota	12/18/11
412	Drew Brees	36	25	vs. Jacksonville	12/27/15
398	Drew Brees	47	31	at Pittsburgh	11/12/06
396	Drew Brees	43	29	vs. Carolina	12/30/12
396	Drew Brees	49	39	at Atlanta	9/23/18
393	Drew Brees	56	39	at St. Louis Rams	12/15/13
392	Drew Brees	41	34	vs. Dallas	11/10/13
389	Drew Brees	35	28	vs. Carolina	1/1/12
389	Drew Brees	48	37	at Arizona	12/18/16
387	Drew Brees	39	28	vs. Tennessee (OT)	11/8/15
386	Drew Brees	49	30	vs. Carolina	12/28/08
385	Drew Brees	41	29	vs. Washington	11/19/17
384	Drew Brees	38	26	at Dallas	12/10/06
383	Drew Brees	45	24	vs. Baltimore	10/29/06
383	Drew Brees	45	29	at Tampa Bay	10/16/11
382	Drew Brees	51	30	at N.Y. Jets	11/3/13
382	Drew Brees	43	29	vs. Seattle	11/21/10
381	Drew Brees	31	24	vs. Tampa Bay	12/29/13
377	Archie Manning	38	24	at San Francisco	12/7/80
377	Drew Brees	37	27	at Tampa Bay	10/21/12
376	Aaron Brooks	60	34	vs. Denver	11/21/04
376	Jim Everett	46	31	vs. Washington	9/11/94
376	Drew Brees	54	36	vs. Atlanta	9/26/16
375	Aaron Brooks	45	27	vs. N.Y. Giants	9/19/05
375	Drew Brees	36	29	at Chicago	12/15/14
373	Drew Brees	43	34	vs. Arizona	10/27/19
371	Drew Brees	23	18	vs. New England	11/30/09
371	Drew Brees	57	35	vs. Tampa Bay	10/5/14
370	Jim Everett	43	29	vs. Atlanta	9/17/95
370	Drew Brees	44	31	vs. Houston	9/25/11
370	Drew Brees	45	29	vs. San Diego	10/7/12
370	Drew Brees	43	32	vs. Houston	9/9/19
369	Drew Brees	30	23	vs. N.Y. Giants	10/18/09
367	Drew Brees	48	37	at Kansas City	10/23/16
365	Drew Brees	38	30	vs. Atlanta	9/26/10
364	Jim Everett	45	29	vs. Green Bay	12/16/95
363	Drew Brees	35	23	vs. San Francisco	9/28/08
363	Drew Brees	38	24	vs. N.Y. Giants	11/28/11
363	Drew Brees	29	26	vs. Washington	10/8/18
363	Drew Brees	30	22	vs. Philadelphia	11/18/18
361	Andy Dalton	47	30	at Arizona	10/20/22
359	Drew Brees	45	32	at Carolina	10/9/11
359	Drew Brees	41	33	vs. Dallas	10/4/15
358	Drew Brees	34	26	vs. Detroit	9/13/09
357	Drew Brees	35	26	vs. Atlanta	9/8/13
356	Drew Brees	56	37	vs. Cleveland	10/24/10
356	Drew Brees	45	27	vs. New England	9/17/17
355	Archie Manning	28	20	at San Francisco	9/23/79
355	Bobby Hebert	26	19	at Phoenix	10/18/92
355	Drew Brees	48	30	at Arizona	9/13/15
354	Billy Joe Tolliver	45	28	vs. Tennessee	10/17/99
354	Drew Brees	43	26	at N.Y. Giants	12/9/12
353	Drew Brees	41	26	at Green Bay	9/17/06
353	Jameis Winston	41	25	at Carolina	9/25/22
353	Derek Carr	50	32	vs. Houston	10/15/23
352	Aaron Brooks	30	23	at Atlanta	10/19/03
352	Drew Brees	39	23	at Dallas	11/25/10
351	Drew Brees	44	31	at Jacksonville	10/2/11
351	Drew Brees	40	30	at Detroit	12/21/08
350	Drew Brees	50	29	at Atlanta	1/11/17
349	Drew Brees	38	28	at Carolina	10/1/06
349	Drew Brees	30	21	at Atlanta	11/26/06
349	Drew Brees	40	29	vs. San Francisco	12/8/19
347	Aaron Brooks	37	22	at San Francisco	11/11/01
346	Drew Brees	36	25	vs. L.A. Rams	11/4/18
345	Billy Kilmer	32	22	at St. Louis Cardinals	11/2/69
344	Archie Manning	32	22	at Pittsburgh	11/5/78
343	Aaron Brooks	50	27	at New England	11/20/05
343	Jim Everett	57	23	at Denver	12/24/94
343	Drew Brees	32	23	vs. Tampa Bay	9/7/08
342	Drew Brees	36	26	vs. Detroit	12/4/11
342	Drew Brees	46	29	vs. Arizona	9/22/13
342	Drew Brees	45	28	at Detroit	10/19/14
341	Wade Wilson	34	22	at Atlanta	9/12/93
341	Drew Brees	50	28	at Atlanta	11/29/12
341	Drew Brees	52	34	vs. Detroit	12/21/15
340	Drew Brees	44	32	at Dallas	9/28/14
339	Drew Brees	41	30	vs. San Diego	10/26/08
339	Drew Brees	52	24	vs. Washington	9/9/12
337	Drew Brees	47	36	at Tennessee	12/11/11
336	Drew Brees	39	31	at San Francisco	10/28/07
335	Jim Everett	37	25	at Minnesota	11/19/95
335	Drew Brees	43	26	at Philadelphia	10/11/15
333	Ken Stabler	43	29	vs. Tampa Bay	12/5/82
333	Drew Brees	42	29	at Atlanta	9/7/14
332	Drew Brees	34	26	vs. Buffalo	10/27/13
331	Drew Brees	38	27	at Green Bay	10/22/17
330	Aaron Brooks	40	26	vs. Carolina	12/2/01
330	Drew Brees	46	26	vs. Minnesota	10/6/08
330	Drew Brees	35	24	vs. Carolina	11/8/09
328	Kerry Collins	44	22	at San Francisco	11/22/98
328	Drew Brees	41	28	at Atlanta	12/10/07
326	Jim Everett	37	26	vs. Kansas City	9/4/94

BIG GAMES

326	Drew Brees	44	31	vs. Detroit	12/4/16	200	6	Torrance Small	at Denver	12/24/94
326	Drew Brees	39	27	vs. Pittsburgh	12/23/18	186	7	Brandin Cooks	at Arizona	12/18/16
325	Dave Wilson	32	20	vs. Cincinnati	12/9/84	182	11	Michael Thomas	vs. Tampa Bay	10/6/19
325	Billy Joe Toller	48	24	at Carolina	11/1/98	180	10	Joe Horn	vs. San Francisco	11/5/00
325	Drew Brees	35	31	vs. Indianapolis	10/23/11	180	16	Michael Thomas	vs. Tampa Bay	9/9/18
325	Drew Brees	49	31	at Carolina	9/16/12	179	9	Floyd Turner	vs. Chicago	10/27/91
325	Drew Brees	47	33	vs. L.A. Chargers	10/12/20	179	10	Jimmy Graham	at Tampa Bay	9/5/13
323	Archie Manning	32	23	vs. Atlanta	10/19/80	173	7	Brandin Cooks	vs. Carolina	10/16/16
323	Drew Brees	26	20	vs. Green Bay	11/24/08	172*	9	Willie Snead IV	vs. Oakland	9/11/16
323	Drew Brees	42	32	at Atlanta	1/3/16	170*	10	Joe Horn	vs. Denver	12/3/00
323	Drew Brees	39	28	at San Francisco	11/6/16	169	10	Marques Colston	at Pittsburgh	11/2/06
322	Drew Brees	43	30	at Atlanta	11/13/11	169	9	Devery Henderson	vs. Cincinnati	11/19/06
322	Drew Brees	46	26	at Tampa Bay	9/15/13	167	9	Joe Horn	vs. San Francisco	11/5/00
320	Bobby Hebert	39	28	vs. L.A. Raiders	12/16/91	167	11	Willie Jackson	at San Francisco	11/1/01
320	Drew Brees	60	35	at Chicago	12/30/07	167	5	Joe Horn	vs. Kansas City	11/14/04
320	Drew Brees	30	26	vs. Oakland	10/12/08	166	8	Marques Colston	vs. N.Y. Giants	10/18/09
319	Derek Carr	40	27	at L.A. Rams	12/21/23	165	8	Danny Abramowicz	at Cincinnati	11/29/70
318	Aaron Brooks	40	23	vs. Cleveland	11/24/02	164	3	Eric Martin	vs. Green Bay	9/14/86
317	Steve Walsh	42	25	at San Francisco	12/1/91	163*	6	Marques Colston	vs. Baltimore	10/29/06
316	Aaron Brooks	41	24	at St. Louis Rams	9/26/04	162	5	Kenny Stills	at Pittsburgh	11/30/14
315	Drew Brees	30	26	vs. Arizona	12/16/07	160	8	Joe Horn	vs. Carolina	12/5/04
314	Archie Manning	40	25	vs. San Francisco	9/7/80	159	4	Larry Burton	at Atlanta	11/2/75
314	Archie Manning	36	25	at Detroit	10/12/80	159	10	Marques Colston	vs. Jacksonville	11/4/07
314	Drew Brees	32	24	at Tampa Bay	11/5/06	158	4	Devery Henderson	at Atlanta	11/26/06
314	Teddy Bridgewater	34	26	vs. Tampa Bay	10/6/19	157	10	Tre Quan Smith	vs. Philadelphia	11/18/18
313	Drew Brees	29	24	at Cincinnati	12/5/10	156	12	Danny Abramowicz	vs. Pittsburgh	10/29/67
313	Drew Brees	42	30	vs. Carolina	12/8/13	156	5	Michael Haynes	at Cincinnati	9/15/96
313	Drew Brees	47	30	vs. Atlanta	12/21/14	156	8	Willie Jackson	vs. St. Louis	12/17/01
312	Drew Brees	39	30	vs. Atlanta	10/15/15	156	10	Michael Thomas	at Atlanta	1/2/17
312	Drew Brees	41	31	at Tampa Bay	12/13/15	154	3	Keith Poole	at Atlanta	10/18/98
312	Drew Brees	38	26	at Las Vegas	9/21/20	153	8	Eric Martin	vs. Cleveland	10/14/90
311	Drew Brees	34	25	at Philadelphia	9/20/09	153	9	Marques Colston	at Green Bay	9/30/12
311	Drew Brees	32	27	vs. Green Bay	10/26/14	153*	10	Marques Colston	at Dallas	12/23/12
311	Drew Brees	39	30	vs. Carolina	11/24/19	153	3	Rashid Shaheed	at Indianapolis	10/29/23
311	Drew Brees	26	19	vs. Minnesota	12/25/20	152	13	Michael Thomas	vs. Atlanta	11/10/19
310	Luke McCown	38	31	at Carolina	9/27/15	151	8	Eric Martin	at Phoenix	10/18/92
310	Drew Brees	36	28	vs. L.A. Rams	11/27/16	150	9	Quinn Early	at Minnesota	11/19/95
310	Derek Carr	27	19	at Indianapolis	10/29/23	150	13	Joe Horn	vs. Carolina	12/2/01
308	Bobby Hebert	49	31	vs. San Francisco	10/8/89	149	6	Lance Moore	vs. Atlanta	9/26/10
308	Drew Brees	33	25	vs. Atlanta	11/2/09	148	8	Sean Dawkins	at San Francisco	11/22/98
307	Aaron Brooks	39	16	at New England	11/25/01	148	8	Joe Horn	vs. Indianapolis	11/18/01
307	Drew Brees	39	23	vs. Atlanta	12/26/11	147**	9	Benjamin Watson	vs. N.Y. Giants	11/1/15
307	Drew Brees	39	26	vs. Tampa Bay	12/16/12	147	9	Chris Olave	at Carolina	9/25/22
307	Drew Brees	30	29	vs. Indianapolis	12/16/19	146	10	Eric Martin	at Washington	11/6/88
306	Archie Manning	40	25	vs. Philadelphia	11/9/80	146	7	Jimmy Graham	vs. Atlanta	11/11/12
305	Drew Brees	44	34	vs. Pittsburgh	10/31/10	145	7	Al Dodd	at St. Louis	11/2/69
305	Drew Brees	43	30	vs. San Francisco	11/17/13	145	7	Marques Colston	vs. Carolina	1/1/12
305	Derek Carr	33	23	vs. Tennessee	9/10/23	144	7	Danny Abramowicz	at Washington	12/17/67
304	Derek Carr	38	24	at Atlanta	11/26/23	144	8	Henry Childs	at San Francisco	12/7/80
303	Archie Manning	53	33	at Green Bay	9/10/78	143*	9	Joe Horn	vs. N.Y. Giants	9/19/05
303	Drew Brees	29	21	vs. Denver	11/13/16	143*	6	Brandin Cooks	vs. Oakland	9/11/16
302	John Fourcade	27	15	at Buffalo	12/10/89	142	8	Robert Meachem	at Washington	12/6/09
302	Drew Brees	49	35	at Atlanta	12/27/10	141*	8	Donté Stallworth	vs. N.Y. Giants	9/19/05
301	Archie Manning	39	24	vs. New England	12/21/80	141*	6	Willie Snead IV	at Philadelphia	10/11/15
301	Bobby Hebert	35	22	at San Francisco	11/15/92	141	7	Ted Ginn Jr.	at Green Bay	10/22/17
301	Derek Carr	55	33	vs. Jacksonville	10/10/23	140	7	Danny Abramowicz	vs. San Francisco	12/13/70
300	Dave Wilson	45	19	at Atlanta	10/20/85	140	8	Wes Chandler	vs. Atlanta	10/19/80
						140	7	Marques Colston	at Atlanta	11/9/08
						139*	9	Wes Chandler	vs. Philadelphia	11/9/80
						139	13	Alvin Kamara	vs. Green Bay	9/27/20
						138	4	Eddie Kennison	vs. Atlanta	10/10/99
						138	7	Joe Horn	at Atlanta	12/9/01
						136	12	Michael Thomas	at Tennessee	12/22/19
						135	10	Jimmy Graham	at Chicago	10/6/13
						135	5	Eugene Goodlow	vs. San Francisco	12/15/85
						134	3	Joe Horn	at Atlanta	11/17/02
						134	9	Jimmy Graham	vs. Arizona	9/22/13
						134	11	Michael Thomas	vs. San Francisco	12/8/19
						133	8	Joe Horn	at Atlanta	10/19/03
						133	9	Joe Horn	vs. NY Giants	12/14/03
						132	6	Eric Martin	vs. L.A. Rams	10/30/88

MOST BY PLAYER: Drew Brees (116), Aaron Brooks (10), Archie Manning (9), **Derek Carr** (6), Jim Everett (6), Bobby Hebert (4), Billy Joe Toller (2), Dave Wilson (2), Teddy Bridgewater (1), Kerry Collins (1), Andy Dalton (1), John Fourcade (1), Billy Kilmer (1), Luke McCown (1), Ken Stabler (1), Steve Walsh (1), Wade Wilson (1), Jameis Winston (1).

100 YARD RECEIVING GAMES [262]

Yds	No	Player	Opponent	Date
211	12	Michael Thomas	vs. L.A. Rams	11/4/18
205	6	Wes Chandler	vs. Atlanta	9/2/79

BIG GAMES

132	10	Floyd Turner	at San Francisco	12/1/91	117	8	Wes Chandler	at Atlanta	9/6/81
132	5	Marques Colston	at Carolina	10/1/06	117	8	Quinn Early	vs. Green Bay	12/16/95
132	10	Jimmy Graham	at Jacksonville	10/2/11	117	9	Michael Thomas	at Buffalo	11/12/17
131	6	Hoby Brenner	vs. St. Louis	9/23/84	117	10	Michael Thomas	at Atlanta	12/7/17
131	5	Eric Martin	vs. N.Y. Jets	10/15/89	116	5	Eric Martin	at L.A. Rams	10/22/89
131	10	Eric Martin	at Washington	11/18/90	116	12	Joe Horn	at San Diego	9/10/00
131	9	Reggie Bush	vs. San Francisco	12/3/06	116	7	Joe Horn	vs. Atlanta	12/17/00
131*	9	Marques Colston	vs. San Diego	10/7/12	116*	3	Devery Henderson	vs. New England	11/30/09
131	9	Michael Thomas	at Chicago	10/20/19	116	9	Jimmy Graham	at N.Y. Jets	11/13/13
130	10	Michael Thomas	at Kansas City	10/23/16	115	9	Danny Abramowicz	vs. Baltimore	10/19/69
130	6	Eric Martin	vs. Houston	12/13/87	115	4	Paul Seal	vs. Philadelphia	10/27/74
129	8	Danny Abramowicz	vs. Pittsburgh	12/21/69	115	5	Floyd Turner	vs. Atlanta	11/24/91
129	8	Donté Stallworth	vs. Buffalo	10/2/05	115	5	Lance Moore	vs. Green Bay	11/24/08
129	8	Marques Colston	vs. St. Louis	11/11/07	115*	9	Jimmy Graham	vs. Carolina	12/30/12
129	8	Jimmy Graham	at Carolina	10/9/11	114	7	Dave Parks	at St. Louis	10/11/70
129	3	Kenny Stills	vs. Buffalo	10/27/13	114	3	Michael Lewis	vs. Cleveland	11/24/02
129*	10	Michael Thomas	at Atlanta	9/23/18	114	3	Donté Stallworth	vs. Dallas	12/28/03
128	10	Alvin Kamara	at Seattle	10/25/21	114	8	Marques Colston	vs. Arizona	12/16/07
128	13	Darren Sproles	at Carolina	9/16/12	114*	7	Darren Sproles	vs. Miami	9/30/13
128	12	Michael Thomas	vs. Indianapolis	12/16/19	114*	8	Marques Colston	vs. N.Y. Giants	11/11/15
127	12	John Beasley	at San Diego	11/18/73	114	8	Michael Thomas	at Tampa Bay	11/17/19
127	4	Wes Chandler	at San Francisco	9/23/79	114	7	Jarvis Landry	at Atlanta	9/11/22
127	4	Quinn Early	vs. L.A. Raiders	12/16/91	114	7	Chris Olave	at Atlanta	11/26/23
127	10	Benjamin Watson	vs. Atlanta	10/15/15	113	5	Danny Abramowicz	vs. San Francisco	11/23/69
126*	5	Joe Horn	vs. Baltimore	10/29/06	113*	4	Brett Bech	vs. Buffalo	12/27/98
125	6	Reggie Bush	at Dallas	12/10/06	113	9	Andre Hastings	at St. Louis	11/28/99
125	9	Marques Colston	vs. Carolina	12/8/13	113	9	Donté Stallworth	vs. San Francisco	9/19/04
124	5	Randal Hill	vs. Arizona	12/14/97	113	5	Donté Stallworth	at Dallas	12/12/04
124*	7	Jimmy Graham	at Tampa Bay	10/16/11	113	8	David Patten	at Seattle	10/14/07
124	10	Brandin Cooks	vs. Detroit	12/21/15	113	8	Marques Colston	vs. Seattle	11/21/10
124*	15	Alvin Kamara	at Atlanta	9/23/18	113	8	Marques Colston	at Atlanta	11/13/11
123	9	Joe Horn	at Oakland	10/24/04	112	7	Henry Childs	at Green Bay	9/9/79
123*	11	Marques Colston	at Tampa Bay	11/5/06	112*	10	Cameron Cleland	vs. Buffalo	12/27/98
123	7	Marques Colston	vs. Carolina	12/28/08	112	8	Reggie Bush	vs. Tampa Bay	9/7/08
123*	8	Devery Henderson	vs. San Diego	10/7/12	112	10	Marques Colston	vs. Cleveland	10/24/10
123	7	Lance Moore	at Atlanta	11/29/12	112	9	Alvin Kamara	vs. Tampa Bay	9/9/18
123	5	Brandin Cooks	vs. Jacksonville	12/27/15	112	11	Michael Thomas	vs. Arizona	10/27/19
123*	10	Michael Thomas	vs. Houston	9/9/19	112	6	Marquez Callaway	at Tampa Bay	12/19/21
123	9	Chris Olave	at L.A. Rams	12/21/23	112	8	Chris Olave	vs. Tennessee	9/10/23
122	14	Tony Galbreath	at Green Bay	9/10/78	111	6	Hoby Brenner	at Atlanta	10/20/85
122	4	Andre Hastings	vs. Dallas	12/6/98	111	8	Eric Martin	vs. Denver	11/20/88
122*	8	Robert Wilson	vs. Denver	12/3/00	111	7	Eric Martin	vs. Houston	9/5/93
122	10	Donté Stallworth	vs. Denver	11/21/04	111	6	Donté Stallworth	at Cincinnati	12/22/02
122	9	David Patten	at Atlanta	12/10/07	111	10	Joe Horn	vs. Houston	9/14/03
122	7	Willie Snead IV	vs. Tampa Bay	12/13/15	111*	3	Devery Henderson	at Tampa Bay	11/5/06
122	12	Emmanuel Sanders	vs. L.A. Chargers	10/12/20	111*	6	Marques Colston	at Detroit	10/19/14
121	6	Henry Childs	at Seattle	11/18/79	111	3	Tre'Quan Smith	vs. Washington	10/8/18
121	5	Michael Haynes	vs. San Francisco	11/3/96	110	5	Danny Abramowicz	vs. San Francisco	9/26/71
121	5	Randal Hill	at Chicago	10/5/97	110	5	Dave Parks	at San Francisco	10/22/72
121	8	Joe Horn	vs. St. Louis Rams	10/28/01	110	5	Sean Dawkins	vs. Carolina	9/13/98
121#	12	Pierre Thomas	at Chicago	12/30/07	110	9	Boo Williams	at Philadelphia	11/23/03
121*	4	Marques Colston	vs. New England	11/30/09	110	6	Joe Horn	vs. Seattle	9/12/04
121	9	Lance Moore	at Tampa Bay	10/21/12	110	6	Joe Horn	vs. Philadelphia	10/15/06
121*	4	Lance Moore	vs. Carolina	12/30/12	110	5	Marques Colston	at Atlanta	9/7/14
120	4	Dave Parks	at N.Y. Giants	10/8/72	109	2	Walt Roberts	at Philadelphia	11/19/67
120	9	Eric Martin	vs. Philadelphia	12/18/89	109	8	Joe Horn	vs. San Francisco	10/20/02
120	5	Eric Martin	vs. Cincinnati	1/2/94	109	5	David Patten	at San Francisco	10/28/07
120	6	Andre Hastings	vs. St. Louis Rams	12/7/97	109	7	Coby Fleener	vs. Atlanta	9/26/16
120	6	Joe Horn	vs. Green Bay	9/15/02	109	11	Michael Thomas	vs. Pittsburgh	12/23/18
120	6	Lance Moore	vs. Washington	9/9/12	108	8	Joe Horn	at Tampa Bay	9/8/02
119*	4	Ike Harris	vs. Philadelphia	11/9/80	108	5	Az-Zahir Hakim	at Green Bay	10/9/05
119	6	Mike Jones	vs. Miami	12/7/86	108	9	Michael Thomas	vs. L.A. Rams	11/27/16
119	3	Robert Meachem	vs. Detroit	12/4/11	107	5	Eric Martin	vs. L.A. Rams	11/26/89
119	5	Chris Olave	vs. Detroit	12/11/23	107	7	Marques Colston	vs. Dallas	11/10/13
118	9	Joe Horn	vs. Tampa Bay	12/7/03	107*	5	Brandin Cooks	at Philadelphia	10/11/15
118	9	Marques Colston	at Houston	11/18/07	106	7	Tony Galbreath	vs. Oakland	12/3/79
118*	7	Marques Colston	at Tampa Bay	10/16/11	106	6	Wes Chandler	at Detroit	10/12/80
118	10	Marques Colston	at Cleveland	9/14/14	106	5	Joe Horn	vs. Tampa Bay	12/1/02
117	7	Wes Chandler	vs. Atlanta	11/12/78	106	6	Marques Colston	at Tampa Bay	11/30/08
117*	3	Henry Childs	at Atlanta	11/25/79	106	3	Robert Meachem	at Cincinnati	12/5/10

BIG GAMES

106	2	Joseph Morgan	at N.Y. Giants	12/9/12
106	7	Chris Olave	at Arizona	10/20/22
105	9	Danny Abramowicz	at Atlanta	12/7/69
105	6	Hoby Brenner	vs. Chicago	9/18/83
105	5	Joe Horn	at San Francisco	12/10/00
105	8	Willie Jackson	at N.Y. Giants	9/30/01
105	4	Jeremy Shockey	at Miami	10/25/09
105	6	Marques Colston	at Dallas	11/25/10
105	7	Marques Colston	at Tennessee	12/11/11
105	9	Michael Thomas	at Atlanta	12/6/20
104	6	Keith Poole	at Carolina	1/2/00
104	4	Devery Henderson	vs. Minnesota	10/6/08
104*	7	Darren Sproles	at Dallas	12/23/12
104	6	Brandin Cooks	vs. Carolina	12/6/15
104	9	Michael Thomas	vs. Atlanta	11/22/20
104	8	Chris Olave	at Green Bay	9/24/23
103	6	Dave Parks	vs. Pittsburgh	12/15/68
103	6	Wes Chandler	vs. San Francisco	12/3/78
103*	6	Wes Chandler	at Atlanta	11/25/79
103	6	Larry Hardy	vs. San Francisco	9/7/80
103	6	Lindsay Scott	vs. St. Louis	9/12/82
103	6	Eric Martin	vs. L.A. Rams	10/11/92
103	5	Michael Haynes	at Atlanta	12/11/94
103	5	Devery Henderson	vs. Detroit	9/13/09
103	3	Devery Henderson	vs. Chicago	9/18/11
103*	5	Kenny Stills	at Detroit	10/19/14
102	6	Sean Dawkins	at Carolina	11/1/98
102	5	Donté Stallworth	vs. Carolina	12/18/05
102	8	Lance Moore	at Kansas City	11/16/08
102	8	Lance Moore	at Kansas City	11/16/08
102	5	Chris Olave	vs. L.A. Rams	11/20/22
101	4	Tyrone Young	at Cleveland	10/28/84
101	3	Hoby Brenner	vs. Cincinnati	12/9/84
101	7	Eric Martin	at St. Louis	10/11/87
101	2	Eric Martin	vs. Tampa Bay	12/6/87
101	8	Quinn Early	vs. Kansas City	9/4/94
101	6	Joe Horn	at Carolina	11/10/02
101	8	Donté Stallworth	at Seattle	9/7/03
101	9	Joe Horn	at Atlanta	11/28/04
101	4	Devery Henderson	vs. Carolina	10/7/07
101	7	Lance Moore	vs. San Francisco	9/28/08
101	10	Robert Meachem	at Atlanta	12/27/10
101	6	Alvin Kamara	at L.A. Rams	11/26/17
101*	7	Ted Ginn Jr.	vs. Houston	9/9/19
101	10	Michael Thomas	vs. Carolina	11/24/19
100	3	Henry Childs	at Atlanta	11/26/78
100	4	Eric Martin	at Buffalo	12/10/89
100	6	Az-Zahir Hakim	at St. Louis	10/23/05
100	4	Jimmy Graham	vs. Houston	9/25/11
100*	4	Jimmy Graham	vs. Miami	9/30/13
100	5	Jimmy Graham	at Atlanta	11/21/13
100	6	Devery Henderson	at Green Bay	9/8/11

(1), Paul Seal (1), **Rashid Shaheed** (1), Jeremy Shockey (1), Torrance Small (1), Pierre Thomas (1), Boo Williams (1), Robert Wilson (1), Tyrone Young (1).

3-SACK GAMES [41]

Sacks	Player	Opponent	Date
4.5	Wayne Martin	vs. Atlanta	12/3/92
4	Rickey Jackson	at Atlanta	12/14/86
4	Rickey Jackson	at Detroit	9/18/88
4	Pat Swilling	vs. Tampa Bay	11/11/90
4	Wayne Martin	vs. Detroit	9/21/97
4	Cameron Jordan	at Atlanta	11/28/19
3.5	Cameron Jordan	vs. Carolina	1/2/22
3.5	Jim Wilks	at Philadelphia	12/11/83
3.5	Pat Swilling	at Atlanta	11/19/89
3	Bruce Clark	vs. Tampa Bay	9/9/84
3	Bruce Clark	at L.A. Raiders	10/13/85
3	Rickey Jackson	at Cincinnati	12/20/87
3	Pat Swilling	vs. N.Y. Giants	11/27/88
3	Pat Swilling	at L.A. Rams	10/22/89
3	Pat Swilling	vs. Atlanta	10/29/89
3	Frank Warren	vs. Philadelphia	12/18/89
3	Rickey Jackson	at Atlanta	9/29/91
3	Pat Swilling	at L.A. Rams	11/3/91
3	Rickey Jackson	vs. L.A. Rams	10/11/92
3	Renaldo Turnbull	vs. Detroit	9/19/93
3	Renaldo Turnbull	at Phoenix	10/31/93
3	Rickey Jackson	vs. Green Bay	11/14/93
3	Darion Conner	at Tampa Bay	9/18/94
3	La'Roi Glover	vs. St. Louis	11/15/98
3	La'Roi Glover	at Baltimore	12/19/99
3	La'Roi Glover	at Chicago	10/8/00
3	La'Roi Glover	vs. Carolina	10/15/00
3	Joe Johnson	at Carolina	11/12/00
3	La'Roi Glover	at St. Louis	11/26/00
3	Joe Johnson	at Buffalo	9/9/01
3	Charlie Clemons	at N.Y. Giants	9/30/01
3	Darrin Smith	vs. Pittsburgh	10/6/02
3	Darren Howard	at Washington	10/13/02
3	Willie Whitehead	at Tampa Bay	11/2/03
3	Charles Grant	at St. Louis	9/26/04
3	Cameron Jordan	vs. Philadelphia	11/15/12
3	Junior Galette	vs. Carolina	12/8/13
3	Cameron Jordan	vs. Atlanta	10/15/15
3	David Onyemata	at Dallas	11/29/18
3	Cameron Jordan	vs. Atlanta	11/22/20
3	Cameron Jordan	at Philadelphia	1/1/23
3	Tanoh Kpassagnon	vs. N.Y. Giants	12/17/23

MOST BY PLAYER: Cameron Jordan (6), Rickey Jackson (6), Pat Swilling (6), La'Roi Glover (5), Bruce Clark (2), Joe Johnson (2), Wayne Martin (2), Renaldo Turnbull (2), Frank Warren (1), Darion Conner (1), Charlie Clemons (1), Junior Galette (1), Charles Grant (1), Darren Howard (1), **Tanoh Kpassagnon** (1), David Onyemata (1), Darrin Smith (1), Willie Whitehead (1), Jim Wilks (1).

* - part of a dual 100-yard game

- part of a 100-yard receiving/100-yard rushing game

MOST BY PLAYER: Marques Colston (28), Joe Horn (28), Michael Thomas (21), Eric Martin (18), Jimmy Graham (13), Danny Abramowicz (10), Devery Henderson (10), Wes Chandler (9), Donté Stallworth (9), Lance Moore (8), **Chris Olave** (8), Brandin Cooks (7), Henry Childs (5), **Alvin Kamara** (5), Hoby Brenner (4), Quinn Early (4), Robert Meachem (4), Dave Parks (4), Reggie Bush (3), Sean Dawkins (3), Andre Hastings (3), Michael Haynes (3), Willie Jackson (3), David Patten (3), Willie Snead IV (3), Darren Sproles (3), Kenny Stills (3), Floyd Turner (3), Tony Galbreath (2), Ted Ginn Jr. (2), Az-Zahir Hakim (2), Randal Hill (2), Keith Poole (2), Benjamin Watson (2), Tre Quan Smith (2), John Beasley (1), Brett Bech (1), Larry Burton (1), Marquez Callaway (1), Cameron Cleeland (1), Al Dodd (1), Coby Fleener (1), Eugene Goodlow (1), Larry Hardy (1), Ike Harris (1), Mike Jones (1), Eddie Kennison (1), Jarvis Landry (1), Michael Lewis (1), Joseph Morgan (1), Walt Roberts (1), Emmanuel Sanders (1), Lindsay Scott

REGULAR SEASON

600+ YARDS TOTAL OFFENSE

SAINTS – 608, vs. N.Y. Giants, 11/11/15 (103 rushing, 505 passing) **Opponent** – 605, vs. Minnesota, 10/17/04 (188 rushing, 417 passing)

500+ YARDS TOTAL OFFENSE

SAINTS – 511, at Indianapolis, 10/29/23 (161 rushing, 350 passing) **Opponent** – 516, vs. San Francisco, 12/8/19 (162 rushing, 354 passing)

400+ YARDS TOTAL OFFENSE

SAINTS – 400, vs. Atlanta, 1/7/24 (154 rushing, 246 passing) **Opponent** – 458, at L.A. Rams, 12/21/23 (133 rushing, 325 passing)

400+ YARDS PASSING BY A PLAYER

SAINTS – 439, QB Drew Brees, vs. Tampa Bay, 9/9/18 (45-37-3-0) **Opponent** – 402, QB Daniel Jones vs. New York Giants, 10/3/21 (40-28-2-1)

300+ YARDS PASSING BY A PLAYER

SAINTS – 319, QB Derek Carr, at L.A. Rams, 12/21/23 (40-27-3-1) **Opponent** – 309, QB Baker Mayfield, at Tampa Bay, 12/31/23 (33-22-2-2)

SEVEN TD PASSES BY A PLAYER

SAINTS – QB Drew Brees, vs. N.Y. Giants, 11/11/15 **Opponent** – Has never happened

SIX TD PASSES BY A PLAYER

SAINTS – QB Drew Brees, vs. Detroit, 9/13/09 **Opponent** – QB Eli Manning, vs. N.Y. Giants, 11/1/15

FIVE TD PASSES BY A PLAYER

SAINTS – QB Jameis Winston, vs. Green Bay, 9/12/21 **Opponent** – QB Cam Newton, vs. Carolina, 12/6/15

FOUR TD PASSES BY A PLAYER

SAINTS – QB Derek Carr, vs. Atlanta, 1/7/24 **Opponent** – QB Josh Allen, vs. Buffalo, 11/25/21

200 YARDS RUSHING BY A PLAYER

SAINTS – 203, RB Rubeen Mayes (28 att.), vs. Miami, 12/7/86 **Opponent** – 210, RB DeAngelo Williams (21 att.), vs. Carolina, 12/30/12

100 YARDS RUSHING BY A PLAYER

SAINTS – 103, RB Alvin Kamara (23 att.), vs. Carolina, 1/8/23 **Opponent** – 104, RB Kyren Williams (22 att.), at L.A. Rams, 12/21/23

TWO 100-YARD RUSHERS IN A GAME

SAINTS – 112, TE Taysom Hill (9 att.) & 103, RB Alvin Kamara (23 att.), vs. Seattle, 10/9/22 **Opponent** – 115, RB Miles Sanders (14 att.) and 106, QB Jalen Hurts (18 att.), at Philadelphia, 12/13/20

300 YARDS RECEIVING BY A PLAYER

SAINTS – Has never happened **Opponent** – 336, WR Willie Anderson, vs. L.A. Rams, 11/26/89 (15 rec.) – **NFL Record**

200 YARDS RECEIVING BY A PLAYER

SAINTS – 211, WR Michael Thomas, vs. L.A. Rams, 11/4/18 (12 rec.) **Opponent** – 218, WR Alshon Jeffery, at Chicago, 10/6/13 (10 rec.)

100 YARDS RECEIVING BY A PLAYER

SAINTS – 123, WR Chris Olave (9 rec.), vs. L.A. Rams, 12/21/23 **Opponent** – 103, WR Bijan Robinson (7 rec.) vs. Atlanta, 1/7/24

TWO 100-YARD RECEIVERS IN A GAME

SAINTS – 101, WR Ted Ginn Jr. (7 rec.) and 123, WR Michael Thomas (10 rec.), vs. Houston, 9/9/19 **Opponent** – 118, WR Curtis Samuel (7 rec.) and 101, WR DJ Moore (5 rec.), at Carolina, 1/3/21

SIX TDS RUSHING BY A PLAYER

SAINTS – RB Alvin Kamara, vs. Minnesota, 12/25/20 **Tied NFL Record** **Opponent** – Has never happened

FOUR TDS RUSHING BY A PLAYER

SAINTS – Has never happened **Opponent** – RB Mike Anderson, vs. Denver, 12/3/00

THREE TDS RUSHING BY A PLAYER

SAINTS – TE Taysom Hill, vs. Seattle, 10/9/22 **Opponent** – QB Jalen Hurts, at Philadelphia, 11/21/21

FOUR TD CATCHES BY A PLAYER

SAINTS – WR Joe Horn, vs. N.Y. Giants, 12/14/03 **Opponent** – WR Dave Williams, at St. Louis Cardinals, 11/2/69

THREE TD CATCHES BY A PLAYER

SAINTS – WR Marques Colston, vs. San Diego, 10/7/12 **Opponent** – WR Odell Beckham Jr., vs. N.Y. Giants, 11/1/15

SIX TDS BY A PLAYER (rushing, receiving, return)

SAINTS – RB Alvin Kamara, vs. Minnesota, 12/25/20 (six rushing) **Tied**

NFL Record

Opponent – Has never happened

FOUR TDS BY A PLAYER (rushing, receiving, return)

SAINTS – RB Reggie Bush, vs. San Francisco, 12/3/06 (three rushing, one receiving) **Opponent** – RB Mike Anderson, vs. Denver, 12/3/00 (all rushing)

THREE TDS BY A PLAYER (rushing, receiving, return)

SAINTS – TE Taysom Hill, vs. Seattle 10/9/22 (all rushing) **Opponent** – QB Jalen Hurts at Philadelphia, 11/21/21 (all rushing)

SEVEN FIELD GOALS ATTEMPTED BY A PLAYER

SAINTS – K Morten Andersen, vs. San Francisco, 10/25/87 (Five made) **Opponent** – K Bobby Howfield, at N.Y. Jets, 12/3/72 (Six made)

SIX FIELD GOALS ATTEMPTED IN A GAME BY A PLAYER

SAINTS – K Blake Grupe, at Atlanta, 11/26/23 (Five made) **Opponent** – K Ryan Succop, vs. Kansas City, 9/23/12 (Six made)

FIVE FIELD GOALS ATTEMPTED IN A GAME BY A PLAYER

SAINTS – K Wil Lutz, at Chicago, 11/1/20 (Four made) **Opponent** – K Nick Folk, vs. Tennessee, 9/10/23 (Five made).

FOUR FIELD GOALS ATTEMPTED BY A PLAYER

SAINTS – K Blake Grupe, vs. Jacksonville, 10/19/23 (Three made) **Opponent** – K Lucas Havrisik, at L.A. Rams, 12/21/23 (Three made)

SIX FIELD GOALS CONVERTED BY A PLAYER

SAINTS – Has never happened **Opponent** – K Ryan Succop, vs. Kansas City, 9/23/12 (Six attempts)

FIVE FIELD GOALS CONVERTED BY A PLAYER

SAINTS – K Blake Grupe, at Atlanta, 11/26/23 (Six attempts) **Opponent** – K Nick Folk, vs. Tennessee, 9/10/23 (Five attempts).

FOUR FIELD GOALS CONVERTED BY A PLAYER

SAINTS – K Wil Lutz, vs. Cincinnati, 10/16/22 (Four attempts) **Opponent** – K Jake Elliott, at Philadelphia, 11/21/21 (Four attempts)

LAST TIME

THREE INTS IN A GAME BY A PLAYER

SAINTS – S **Sammy Knight**, at Buffalo, 9/9/01 (40 yards) **Opponent** – LB **Keith Bulluck**, vs. Tennessee, 9/21/07 (51 yards)

INTERCEPTION RETURNED FOR A TD

SAINTS – S **Tyrann Mathieu** (27 yards), at New England, 10/8/23
Opponent – S **Jessie Bates III** (95 yards) at Atlanta, 11/26/23

FUMBLE RETURNED FOR A TD

SAINTS – LB **D'Marco Jackson**, vs. Carolina, 12/10/23 (8 yards) **Opponent** – S **Justin Evans**, vs. Tampa Bay, 9/9/18, (34 yards)

PUNT RETURNED FOR A TD

SAINTS – WR/RS **Rashid Shaheed**, at Green Bay, 9/24/23 (76 yards)
Opponent – CB **Jamal Agnew**, vs. Detroit, 10/15/17 (74 yards)

KICKOFF RETURNED FOR A TD

SAINTS – RB **Alvin Kamara**, at Tampa Bay, 12/31/17 (106 yards) **Opponent** – WR **Cordarrelle Patterson**, at Chicago, 10/20/19 (102 yards)

PUNT BLOCKED

SAINTS – LB **Andrew Dowell**, at New England, 9/26/21 **Opponent** – DE **Robert Quinn**, at St. Louis Rams, 10/30/11

PUNT BLOCKED AND RETURNED FOR TD

SAINTS – DB **Justin Hardee**, vs. Tampa Bay, 11/5/17 (7 yards) **Opponent** – FB **Mosi Tatupu**, vs. New England, 11/30/86 (17 yards)

PUNT BLOCKED RECOVERED IN END ZONE FOR TD

SAINTS – S **Steve Gleason** (Blocked) and CB **Curtis Deloatch** (Recovered for TD) vs. Atlanta, 9/25/06 **Opponent** – LB **Roy Bennett**, at San Diego, 10/9/88

PUNT BLOCKED FOR A SAFETY

SAINTS – CB **Robert Massey**, vs. Cleveland, 10/14/90. **Opponent** – Has never happened.

SAFETY SCORED

SAINTS – fumble went out of bounds in end zone, vs. Kansas City, 12/20/20
Opponent – QB **Drew Brees** sacked in end zone, vs. Kansas City, 9/23/12

FIELD GOAL BLOCKED

SAINTS – DE **Payton Turner**, at Atlanta, 9/11/22 (63-yard attempt)
Opponent – DB **CJ Henderson**, vs. Carolina, 1/8/23 (55-yard attempt)

FG BLOCKED AND RETURNED FOR TD

SAINTS – CB **Fred Thomas**, vs. N.Y. Giants, 12/14/03 (64 yards), kick blocked by DT **Kenny Smith** **Opponent** – CB **Janoris Jenkins**, at N.Y. Giants, 9/18/16 (65 yards), kick blocked by DT **Jonathan Hankins**

PAT KICK MISSED

SAINTS – K **Brett Maher**, vs. Carolina, 1/2/22 (right upright) **Opponent** – K **Rodrigo Blankenship**, at Arizona, 10/22/22 (wide left)

PAT KICK BLOCKED

SAINTS – DT **Kevin Williams**, vs. Carolina, 12/6/15 **Opponent** – DB **Justin Simmons**, vs. Denver, 11/13/16

PAT BLOCKED AND RETURNED FOR A TWO-POINT CONVERSION

SAINTS – LB **Stephone Anthony** (82 yds.), vs. Carolina, 12/6/15 **Opponent** – S **Will Parks**, vs. Denver, 11/13/16, kick blocked by DB **Justin Simmons**

TWO-POINT ATTEMPT MADE

SAINTS – WR **Chris Olave** reception, at L.A. Rams, 12/21/23 **Opponent** – WR **Adam Thielen** reception, at Carolina, 9/18/23

TWO-POINT ATTEMPT FAILED

SAINTS – QB **Trevor Siemian** pass, vs. Buffalo, 11/25/21 **Opponent** – QB **Baker Mayfield** pass, at Tampa Bay, 12/31/23

40+ POINTS SCORED IN A GAME

SAINTS – 48, vs. Atlanta, 1/7/24
Opponent – 42, at Arizona, 10/20/22

50+ POINTS SCORED IN A GAME

SAINTS – 52, vs. Minnesota, 12/25/20
Opponent – 52, at N.Y. Giants, 12/9/12

SHUTOUT SCORED IN A GAME

SAINTS – 34-0, at New England, 10/8/23
Opponent – 0-13, at San Francisco, 11/27/22

INDIVIDUAL PLAYOFF RECORDS

SCORING

MOST POINTS

SAINTS - 18, Willie Jackson, vs. St. Louis Rams (12/30/00)
Opponent - 18, Adrian Peterson, vs. Minnesota (1/24/10)

MOST TOUCHDOWNS

SAINTS - 3, Willie Jackson, vs. St. Louis Rams (12/30/00)
Opponent - 3, Adrian Peterson, vs. Minnesota (1/24/10)

MOST PATS

SAINTS - 6 (2x), last John Kasay, vs. Detroit (1/7/12)
Opponent - 5, Chuck Nelson, vs. Minnesota (1/3/88)

RUSHING

MOST YARDS GAINED

SAINTS - 143, Deuce McAllister (21 att.), vs. Philadelphia (1/13/07)
Opponent - 140, Marshawn Lynch (28 att.), at Seattle (1/11/14)

MOST ATTEMPTS

SAINTS - 23, Alvin Kamara, vs. Chicago (1/10/20)
Opponent - 28 (2x), last Dalvin Cook, vs. Minnesota (1/5/20)

MOST TOUCHDOWNS

SAINTS - 2 (2x), Julius Jones, at Seattle (1/8/11); Darren Sproles, vs. Detroit (1/7/12)
Opponent - 3, Adrian Peterson, vs. Minnesota (1/24/10)

HIGHEST AVERAGE PER ATTEMPT (min. 4 rushes)

SAINTS - 16.8 (5-84 yds.), Reggie Bush, vs. Arizona (1/16/10)
Opponent - 14.5 (6-87 yds.), Tim Hightower, vs. Arizona (1/16/10)

LONGEST SCORING RUSH

SAINTS - 46, Reggie Bush, vs. Arizona (1/16/10)
Opponent - 70, Tim Hightower, vs. Arizona (1/16/10)

LONGEST NON-SCORING RUSH

SAINTS - 36, Mark Ingram II, vs. Philadelphia (1/13/19)
Opponent - 42, Frank Gore, at San Francisco (1/14/12)

PASSING

MOST TOTAL YARDS GAINED

SAINTS - 466, Drew Brees, at San Francisco (1/14/12)
Opponent - 380, Matthew Stafford, vs. Detroit (1/7/12)

MOST ATTEMPTS

SAINTS - 63, Drew Brees, at San Francisco (1/14/12)
Opponent - 46, Brett Favre, vs. Minnesota (1/24/10)

MOST COMPLETED

SAINTS - 40, Drew Brees, at San Francisco (1/14/12)
Opponent - 31, Peyton Manning, vs. Indianapolis (2/7/10)

MOST TOUCHDOWNS

SAINTS - 4 (2x), Aaron Brooks, vs. St. Louis Rams (12/30/00); Drew Brees, at San Francisco (1/14/12)
Opponent - 4, Matt Hasselbeck, at Seattle (1/8/11)

HIGHEST COMPLETION PERCENTAGE (min. 10 att.)

SAINTS - 82.1 (32-of-39), Drew Brees, vs. Indianapolis (2/7/10)
Opponent - 68.9 (31-of-45), Peyton Manning, vs. Indianapolis (2/7/10)

LONGEST SCORING PASS

SAINTS - 88, Drew Brees to Reggie Bush, at Chicago (1/21/07)
Opponent - 75, Jeff Garcia to Donté Stallworth, vs. Philadelphia (1/13/07)

LONGEST NON-SCORING PASS

SAINTS - 52, Drew Brees to Robert Meachem, at Seattle (1/14/14)
Opponent - 47, Alex Smith to Vernon Davis, at San Francisco (1/14/12)

MOST INTERCEPTIONS

SAINTS - 3, Bobby Hebert, vs. Philadelphia (1/3/93) and Drew Brees, vs. Tampa Bay (1/17/21)
Opponent - 3, Kurt Warner, vs. St. Louis Rams (12/30/00)

RECEIVING

MOST RECEPTIONS

SAINTS - 15, Darren Sproles, at San Francisco (1/14/12) - tied
NFL playoff record
Opponent - 12, Calvin Johnson, vs. Detroit (1/7/12)

MOST YARDS GAINED

SAINTS - 171, Michael Thomas, vs. Philadelphia (1/13/19)
Opponent - 211, Calvin Johnson, vs. Detroit (1/7/12)

MOST TOUCHDOWNS

SAINTS - 3, Willie Jackson, vs. St. Louis (12/30/00) - tied
NFL playoff record
Opponent - 2 (6x), last Vernon Davis, at San Francisco (1/14/12)

INTERCEPTIONS

MOST INTERCEPTIONS

SAINTS - 2 (3x), last Marshon Lattimore, vs. Philadelphia (1/13/19)
Opponent - 2, Eric Allen, vs. Philadelphia (1/3/93)

LONG INTERCEPTION RETURN

SAINTS - 74t, Tracy Porter, vs. Indianapolis (2/7/10)
Opponent - 41, Dashon Goldson, at San Francisco (1/14/12)

MOST YARDS ON INTERCEPTIONS

SAINTS - 74 (1 int.), Tracy Porter, vs. Indianapolis (2/7/10)
Opponent - 41 (1 int.), Dashon Goldson, at San Francisco (1/14/12)

TOUCHDOWNS

SAINTS - 1, Tracy Porter (74 yds.), vs. Indianapolis (2/7/10)
Opponent - 1, Eric Allen (18 yds.), vs. Philadelphia (1/3/93)

KICKOFF RETURNS

MOST RETURN YARDS

SAINTS - 143, Courtney Roby, vs. Minnesota (1/24/10)
Opponent - 139, LaRod Stephens-Howling, vs. Arizona (1/16/10)

MOST RETURNS

SAINTS - 7 (2x), last Michael Lewis, at Chicago (1/21/07)
Opponent - 5 (2x), last Brad Smith, at Philadelphia (1/14/14)

LONG RETURN

SAINTS - 61, Courtney Roby, vs. Minnesota (1/24/10)
Opponent - 42 Cordarelle Patterson, vs. Chicago (1/10/21)

TOUCHDOWNS

SAINTS - none
Opponent - none

PUNT RETURNS

MOST RETURN YARDS

SAINTS - 109, Reggie Bush, vs. Arizona (1/16/10)
Opponent - 143, Anthony Carter, vs. Minnesota (1/3/88)

INDIVIDUAL PLAYOFF RECORDS

MOST RETURNS

SAINTS - 4, **Deonte Harris**, vs. Minnesota (1/5/20)
Opponent - 6, **Anthony Carter**, vs. Minnesota (1/3/88)

LONG RETURN

SAINTS - 83t, **Reggie Bush**, vs. Arizona (1/16/10)
Opponent - 84t, **Anthony Carter**, vs. Minnesota (1/3/88)

TOUCHDOWNS

SAINTS - 1, **Reggie Bush** (83 yds.), vs. Arizona (1/16/10)
Opponent - 1, **Anthony Carter** (84 yds.), vs. Minnesota (1/3/88)

PUNTING

MOST PUNTS

SAINTS - 7, **Thomas Morstead**, vs. Minnesota (1/24/10)
Opponent - 8, **Andy Lee**, at San Francisco (1/14/12)

MOST YARDS

SAINTS - 359, **Thomas Morstead**, vs. Minnesota (1/24/10)
Opponent - 396, **Andy Lee**, at San Francisco (1/14/12)

HIGHEST GROSS AVERAGE

SAINTS - 54.0, **Tommy Barnhardt**, vs. Atlanta (12/28/91)
Opponent - 51.2, **Jeff Feagles**, vs. Philadelphia (1/3/93)

LONG PUNT

SAINTS - 66, **Thomas Morstead**, vs. Arizona (1/16/10)
Opponent - 66, **Brad Maynard**, vs. Chicago (1/21/07)

MOST PUNTS INSIDE THE 20

SAINTS - 4, **Thomas Morstead**, vs. Minnesota (1/24/10)
Opponent - 4 (2x), **Brad Maynard**, vs. Chicago (1/21/07); **Andy Lee**, at San Francisco (1/14/12)

FIELD GOALS

MOST MADE

SAINTS - 4, **Shayne Graham**, at Philadelphia (1/4/14)
Opponent - 4 (2x), **last Greg Zuerlein**, vs. L.A. Rams (1/20/19)

MOST ATTEMPTS

SAINTS - 4 (2x), **Morten Andersen**, at Chicago (1/6/91); **Shayne Graham**, at Philadelphia (1/4/14)
Opponent - 5, **Graham Gano**, vs. Carolina (1/7/18)

LONGEST FIELD GOAL MADE

SAINTS - 57, **Wil Lutz**, vs. Carolina (1/7/18)
Opponent - 58, **Graham Gano**, vs. Carolina (1/7/18)

DEFENSE

MOST COMBINED TACKLES

SAINTS - 14 (3x), **last Demario Davis**, vs. Philadelphia (1/20/19)
Opponent - 15, **Stephen Tulloch**, vs. Detroit (1/7/12)

MOST SOLO TACKLES

SAINTS - 12, **Sam Mills**, at Chicago (1/6/91)
Opponent - 10 (2x), **last Devin White**, vs. Tampa Bay (1/17/21)

MOST SACKS

SAINTS - 2, **Renaldo Turnbull**, at Chicago (1/6/91); **Frank Warren**, vs. Atlanta (12/28/91)
Opponent - 2, **Darwin Walker**, vs. Philadelphia (1/13/07)

MISCELLANEOUS

LONGEST SCORING DRIVE - PLAYS

SAINTS - 19, vs. Atlanta (12/28/91)
Opponent - 16, at Chicago (1/6/91)

LONGEST SCORING DRIVE - YARDS

SAINTS - 93, at Chicago (1/21/07)
Opponent - 96, vs. Indianapolis (2/7/10)

LONGEST SCORING DRIVE - TIME ELAPSED

SAINTS - 11:29, vs. Philadelphia (1/13/19)
Opponent - 8:31, at Chicago (1/6/91)

SAINTS 100-YARD RUSHING GAMES

143, **Deuce McAllister**, vs. Philadelphia (1/13/07)

OPPONENT 100-YARD RUSHING GAMES

140, **Marshawn Lynch**, at Seattle (1/11/14)
141, **Marshawn Lynch**, at Seattle (1/8/11)
123, **Thomas Jones**, at Chicago (1/21/07)
122, **Adrian Peterson**, vs. Minnesota (1/24/10)
116, **Brian Westbrook**, vs. Philadelphia (1/13/07)
105, **Heath Sherman**, vs. Philadelphia (1/3/93)
102, **Neal Anderson**, at Chicago (1/6/91)

SAINTS 300-YARD PASSING GAMES

466, **Drew Brees**, vs. Detroit (1/7/12)
462, **Drew Brees**, at San Francisco (1/14/12)
404, **Drew Brees**, at Seattle (1/8/11)
356, **Drew Brees**, vs. Carolina (1/7/18)
354, **Drew Brees**, at Chicago (1/21/07)
304, **Drew Brees**, at Seattle (1/11/14)
301, **Drew Brees**, vs. Philadelphia (1/13/19)

OPPONENT 300-YARD PASSING GAMES

380, **Matthew Stafford**, vs. Detroit (1/7/12)
365, **Kurt Warner**, vs. St. Louis (12/30/00)
349, **Cam Newton**, vs. Carolina (1/7/18)
333, **Peyton Manning**, vs. Indianapolis (2/7/10)
318, **Case Keenum**, at Minnesota (1/14/18)
310, **Brett Favre**, vs. Minnesota (1/24/10)
302, **Daunte Culpepper**, at Minnesota (1/6/01)

SAINTS 100-YARD RECEIVING GAMES

171, **Michael Thomas**, vs. Philadelphia (1/13/19)
142, **Willie Jackson**, vs. St. Louis Rams (12/30/00)
139, **Marques Colston**, at Seattle (1/11/14)
131, **Michael Thomas**, vs. Carolina (1/7/18)
120, **Marques Colston**, vs. Detroit (1/7/12)
118, **Marques Colston**, at San Francisco (1/14/12)
132, **Reggie Bush**, at Chicago, (1/21/07)
125, **Willie Jackson**, at Minnesota (1/6/01)
118, **Darren Sproles**, at San Francisco (1/14/12)
115, **Ted Ginn Jr.**, vs. Carolina (1/7/18)
111, **Robert Meachem**, vs. Detroit (1/7/12)
106, **Chad Morton**, at Minnesota (1/6/01)
103, **Jimmy Graham**, at San Francisco (1/14/12)

OPPONENT 100-YARD RECEIVING GAMES

211, **Calvin Johnson**, vs. Detroit (1/7/12)
180, **Vernon Davis**, at San Francisco (1/14/12)
144, **Michael Haynes**, vs. Atlanta (12/28/91)
137, **Stefon Diggs**, at Minnesota (1/14/18)
127, **Issac Bruce**, vs. St. Louis Rams (12/30/00)
121, **Randy Moss**, at Minnesota (1/6/01)
120, **Cris Carter**, at Minnesota (1/6/01)
107, **Greg Olsen**, vs. Carolina (1/7/18)
107, **Brandin Cooks**, vs. L.A. Rams (1/20/19)
102, **Fred Barnett**, vs. Philadelphia (1/3/93)
102, **Bernard Berrian**, vs. Minnesota (1/24/10)
101, **Christian McCaffrey**, vs. Carolina (1/7/18)

TEAM PLAYOFF RECORDS

SAINTS

45 (2x), last vs. Detroit (1/7/12)
 34, vs. Detroit (1/7/12)
 15, vs. Philadelphia (1/13/07)
 23, at San Francisco (1/14/12)
 5 (2x), last vs. Tampa Bay (1/17/21)
 11, vs. Chicago (1/10/21)
 3 (4 att.), vs. Detroit (1/7/12)
 626, vs. Detroit (1/7/12)
 83, at Seattle (1/8/11)
 7.7, vs. Detroit (1/7/12)
 208, vs. Philadelphia (1/13/07)
 37, vs. Philadelphia (1/13/07)
 5.6, vs. Philadelphia (1/13/07)
 459, vs. Detroit (1/7/12)
 3 (27 yds.), at San Francisco (1/14/12)
 466, vs. Detroit (1/7/12)
 63, vs. San Francisco (1/14/12)
 40, at San Francisco (1/14/12)
 4, vs. Minnesota (1/3/88)
 10.2, vs. Detroit (1/7/12)
 7, vs. Minnesota (1/24/10)
 54.0, vs. Atlanta (12/28/91)
 212, vs. Minnesota (1/24/10)
 109, vs. Arizona (1/16/10)
 183, vs. Minnesota (1/24/10)
 74, vs. Indianapolis (2/7/10)
 11, vs. Philadelphia (1/13/19)
 97, at Minnesota (1/14/18)
 4 (2x), last vs. Chicago (1/21/07)
 3 (2x), last at San Francisco (1/14/12)
 6 (2x), last vs. Detroit (1/7/12)
 3, vs. Detroit (1/7/12)
 4, at San Francisco (1/14/12)
 1 (2x), last vs. Indianapolis (2/7/10)
 37:50, vs. Philadelphia (1/13/19)

CATEGORY

Points
FIRST DOWNS
 Rushing
 Passing
 Penalty
3rd Down Conversions
4th Down Conversions
TOTAL NET YARDS
Total Offensive Plays
Average Gain
NET RUSHING YARDS
 Attempts
Average Gain
NET PASSING YARDS
Sacked (Yards)
TOTAL PASSING YARDS
 Attempts
Completions
Interceptions
Average Gain
 Punts
Average
TOTAL RETURN YARDAGE
Punt Return Yards
Kickoff Return Yards
Interception Return Yards
 Penalties
Penalty Yards
Fumbles
Fumbles Lost
TOUCHDOWNS
 Rushing
 Passing
 Returns
TIME OF POSSESSION

OPPONENTS

44, vs. Minnesota (1/3/88)
 31, vs. Minnesota (1/24/10)
 14, vs. Minnesota (1/3/88)
 20, vs. Detroit (1/7/12)
 5, at Minnesota (1/14/18)
 10 (3x) last, vs. Minnesota (1/5/20)
 2 (2x), last at Philadelphia (1/4/14)
 475, vs. Minnesota (1/24/10)
 86, vs. Minnesota (1/3/88)
 7.8, vs. Detroit (1/7/12)
 210, vs. Minnesota (1/3/88)
 50, vs. Minnesota (1/3/88)
 6.7, vs. Arizona (1/16/10)
 380, vs. Detroit (1/7/12)
 6 (42 yds.), vs. Minnesota (1/3/88)
 380, vs. Detroit (1/7/12)
 46, vs. Minnesota (1/24/10)
 31, vs. Indianapolis (2/7/10)
 3, vs. St. Louis (12/30/00)
 9.7, at Minnesota (1/6/01)
 8, at San Francisco (1/14/12)
 51.2, vs. Philadelphia (1/3/93)
 188, vs. Minnesota (1/3/88)
 143, vs. Minnesota (1/3/88)
 139, vs. Arizona (1/16/10)
 47, at Philadelphia (1/4/14)
 9 (2x), last vs. Chicago (1/10/21)
 64, last vs. L.A. Rams (1/20/19)
 6, vs. Minnesota (1/24/10)
 3, vs. Minnesota (1/24/10)
 5 (2x), last at Seattle (1/8/11)
 4, vs. Chicago (1/21/07)
 4, at Seattle (1/8/11)
 1 (2x), last vs. Philadelphia (1/3/93)
 41:18, vs. Minnesota (1/3/88)



NEW ORLEANS SAINTS

HISTORY

SAINTS TIMELINE

1966 Nov. 1 - NFL awarded 16th franchise to New Orleans as NFL Commissioner **Pete Rozelle** made the announcement at New Orleans' Pontchartrain Hotel... the *New Orleans States-Item* headline that afternoon was "N.O. Goes Pro!"; **Dec. 15** - John W. Mecom, Jr. becomes majority stockholder-president of franchise; **Dec. 22** - **Victor E. Schwenk** appointed director of player personnel; **Dec. 27** - **Tom Fears** named franchise's first head coach.

1967 Jan. 9 - New Orleans' NFL franchise nicknamed Saints; **Jan. 27** - Saints signed first player, former University of Mississippi and Los Angeles Rams K **Paige Cothren**; **Feb. 9** - Saints select 42 players in expansion draft; **March 8** - First season-ticket drive launched...Saints sell 20,000 on first day & 33,400 before first game; **March 14** - Saints make Alabama FB **Leslie Kelley** top choice in NFL Draft; **July 1** - Rookies report for first training camp at San Diego's Cal Western; **July 6** - FB **Jim Taylor** signs with Saints; **July 10** - Veterans report for training camp; **July 16** - DE **Doug Atkins** joined Saints in trade with Chicago; **July 20** - **Bert Rose** named general manager; **Aug. 2** - Saints lost to L.A. Rams, 16-7 in first preseason game at Anaheim, Calif; **Aug. 12** - Saints score first preseason victory by beating the St. Louis Cardinals, 23-14, at Shreveport, La.; **Sept. 9** - Saints record first preseason win in New Orleans, downing the Atlanta Falcons, 27-14...the victory gave New Orleans a 5-1 preseason record, best ever for an expansion team; **Sept. 17** - Saints open first regular season schedule in style as rookie RB **John Gilliam** returned the opening kickoff 94 yards for a touchdown, but lost to the Rams, 27-13, in front of 80,879 at Tulane Stadium; **Nov. 5** - Saints record first regular season win, beating the Philadelphia Eagles at Tulane Stadium, 31-24, as WR **Walt Roberts** scores three touchdowns...CB **Dave Whitsell**, who would be the team's first All-NFL selection, had a third quarter 41-yard interception return for a touchdown; **Dec. 17** - Saints defeat Washington, 30-14, to wind up with a 3-11 record which tied the record for most wins by a first-year expansion franchise, with an average of 75,463 filling Tulane Stadium.

1968 Jan. 21 - CB **Dave Whitsell** represented Saints as club's first Pro Bowl selection...he was also the team's first *Associated Press* All-Pro, tying for the NFL lead with a club-record and career-high ten interceptions, including two returned for touchdowns; **March 29** - **Victor E. Schwenk** named general manager; **Dec. 15** - Saints beat Pittsburgh, 24-14 in season finale to emerge with 4-9-1 record and third-place finish in Century Division...**Charlie Brown** returns a 53-yard kickoff return for a touchdown vs. the Steelers. It is the first punt return touchdown in team history.

1969 Jan. 19 - DT **Dave Rowe** was club's Pro Bowl selection; **Feb. 9** - NFL 16-year veteran DE **Doug Atkins** receives Vince Lombardi Award as NFL's most dedicated player; **Nov. 2** - Saints snap six-game losing streak at St. Louis, 51-42...game set what was then the NFL record for most total passing touchdowns in a game as the Saints' **Billy Kilmer** and the Cardinals' Charlie Johnson connected on six each; **Nov. 16** - K **Tom Dempsey** boots four field goals against the N.Y. Giants, hitting his fourth with 11 seconds left to pull out a 25-24 victory; **Dec. 21** - Saints close season with 27-24 win over Pittsburgh to bring record to 5-9, their best victory total to date...**Danny Abramowicz** wins NFL receiving honors with 73 catches for 1,015 yards and seven touchdowns and is the team's first All-Pro selection... **Atkins** retired after 17 NFL seasons.

1970 Jan. 16 - In realignment of NFC, Saints form Western Division with the Los Angeles Rams, San Francisco 49ers and the Atlanta Falcons; **Jan. 18** - RB **Tony Baker**, K **Tom Dempsey**, G **Jake Kupp** and RB **Andy Livingston** represented the Saints at the Pro Bowl, with Head Coach **Tom Fears** coaching the East squad; **Feb. 1** - The NFL and AFL announce a merger, forming a common league with 26 teams, 13 in the National Football Conference and 13 in the American Football Conference; **Aug. 8** - **Fears**, a nine-year star wide receiver with the Rams, inducted into the Pro Football Hall of Fame...on the same day, the Saints beat Minnesota in the Hall of Fame Game, the team's first appearance in the contest; **Nov. 3** - **J.D. Roberts** replaces **Fears** to become the second head coach in Saints' history;

SAINTS TIMELINE

Nov. 8 - Dempsey kicked what was then an NFL-record 63-yard field goal on the game's final play to defeat Detroit, 19-17, in Roberts' first game as head coach...the holder was **Joe Scarpati** and **Jackie Burkett** was the snapper...**Dempsey**, born without toes on his right foot, wore a heavy square-toed kicking shoe..He would be inducted into the Saints Hall of Fame in 1989; **Dec. 21** - Saints complete their fourth season with a 2-11-1 record.

1971 **Jan. 28** - Saints drafted Mississippi QB **Archie Manning** with the second overall selection in the NFL Draft; **Aug. 11** - Construction began on Louisiana Superdome; **Sept. 19** - Following the club's first training camp at the University of Southern Mississippi, the team's site for the next three seasons, Saints defeat L.A. Rams in season opener in New Orleans, 24-20..**Manning** made first career start and ran for one-yard touchdown on the final play after he completed 16-of-29 passes for 218 yards and one touchdown; **Dec. 19** - Saints finish with 4-8-2 record.

1972 **Sept. 25** - Saints made first appearance on ABC's Monday Night Football, losing to Kansas City, 20-17. **Dec. 19** - Saints finish with 2-11-1 record.

1973 **Jan. 29** - Saints selected Oklahoma DE **Derland Moore** as the club's first selection of the NFL Draft (second round-29th overall); **Aug. 26** - **John North** replaced **J.D. Roberts** and became the third head coach in team history; **Sept. 25** - Saints traded WR **Danny Abramowicz** to the San Francisco 49ers for their fourth and fifth round selections in the 1974 draft; **Nov. 4** - Saints scored first-ever shutout as they blanked Buffalo 13-0 in Tulane Stadium; **Dec. 16** - Saints finished season with a 5-9 mark, which tied the best record to date for the franchise.

1974 **Dec. 8** - Saints shut out the St. Louis Cardinals 14-0 in the franchise's final game in Tulane Stadium...Saints ended their eight-season stay in their first home with a 23-32-1 home record; **Dec. 15** - Saints finished the season with a 5-9 record.

1975 **Aug. 3** - Louisiana Superdome is dedicated; **Aug. 9** - The first football game is played in the Superdome as the Houston Oilers beat the Saints, 13-7, in a preseason contest before 72,434 spectators; **Sept. 28** - In the first regular season NFL game in the Superdome, the Saints lost to Cincinnati, 21-0, before 52,531; **Oct. 27** - **Ernie Hefferle**, Saints' director of pro personnel, named as interim head coach after **John North** was relieved of his duties..**Hefferle** became the fourth head coach in Saints history, winning his debut over Atlanta, 23-7 in the Superdome on Nov. 2.

1976 **Jan. 20** - Saints hired **Hank Stram** as the club's fifth head coach; **Jan. 26** - New Orleans hosted the Pro Bowl; **April 8** - Saints selected California RB **Chuck Muncie** in the first round of the NFL Draft; **July 24** - FB **Jim Taylor**, who played his final NFL season with the Saints in 1967, was inducted into the Pro Football Hall of Fame; **Sept. 26** - **Stram** gained his first Saints victory, 27-17, at his old team, Kansas City; **Nov. 21** - Saints beat Seattle on the road, 51-27 to tie what was then the club record for most points scored in a game; **Dec. 12** - The Saints end the season 4-10.

1977 **Dec. 18** - Saints finish with 5-11 record...QB **Archie Manning** receives the Byron "Whizzer" White NFL Man of the Year Award, awarded by the NFLPA.

1978 **Jan. 28** - **Hank Stram** is relieved of his duties as head coach after team finished with a 3-11 record; **Feb. 6** - **Dick Nolan** is hired as the Saints' sixth head coach; **Aug. 5** - Saints beat Philadelphia, 14-7 in an exhibition game in Mexico City, the first NFL game played south of the U.S. border; **Oct. 22** - QB **Archie Manning** connected with RB **Tony Galbreath** on a 19-yard touchdown late in the fourth quarter to give the Saints a 10-3 win at the Los Angeles Rams..**Galbreath** dropped the previously 7-0 Rams from the ranks of the

SAINTS TIMELINE

unbeaten, as the Black and Gold won in the L.A. Memorial Coliseum for the first time; **Dec. 17** - Saints ended season 7-9, setting a club mark for wins...**Manning** named NFC MVP by both *The Sporting News* and *UPI* and was selected to the Pro Bowl.

1979 **June 5** - Saints moved administrative offices from Lee Circle to Superdome; **Oct. 14** - Saints set club record for points in one half with 42 in the second half (on six straight possessions) in 42-14 win at Tampa Bay; **Dec. 3** - RB **Chuck Muncie** rushed for 128 yards vs. Oakland in a Monday Night Football matchup at the Superdome to become first Saint to surpass 1,000-yard milestone on the way to a 1,198-yard season; **Dec. 16** - Saints ended the season with an 8-8 record after beating eventual NFC champion Rams, 29-14, setting a new club mark for wins; **Dec. 20** - **Steve Rosenbloom** was selected as executive VP & general manager of the Saints.

1980 **Jan. 27** - RB **Chuck Muncie** selected as Pro Bowl MVP...Saints had a then club-record five Pro Bowlers as QB **Archie Manning**, S **Tommy Myers**, WR **Wes Chandler** and TE **Henry Childs** joined **Muncie**; **April 29** - Saints selected Colorado T **Stan Brock** with their first selection in the NFL Draft; **Oct. 7** - Saints traded **Muncie** to San Diego for the Chargers' 1981 second-round selection which the Saints later used to select Pittsburgh LB **Rickey Jackson**; **Nov. 24** - After a 27-7 loss to the Los Angeles Rams, head coach **Dick Nolan** was relieved of his duties; **Nov. 25** - **Dick Stanfel** replaced **Nolan** in the interim and became the Saints' seventh head coach.

1981 **Jan. 22** - O.A. (**Bum**) **Phillips** is announced as the Saints' eighth head coach; **April 28** - Saints select South Carolina RB and 1980 Heisman Trophy winner **George Rogers** with the first overall choice in NFL Draft...with a second round pick, they would choose Pittsburgh LB **Rickey Jackson**, in what would turn out to be one of the franchise's top drafts...Cornerstones in DE **Frank Warren** and TE **Hoby Brenner** (third round) and DT **Jim Wilks** (12th round) also came out of the draft; **Sept. 13** - In his second career game, **Rogers** carries 29 times for a then-club record 162 yards to lead Saints to a 23-17 win vs. L.A. Rams; **Nov. 8** - Saints defeated NFC West rival Rams, 21-13, at Anaheim Stadium to complete series sweep for first time in Saints history; **Dec. 20** - **Rogers** gained 107 yards in 21-17 loss to San Francisco and became the NFL's rushing champion (and all-time rookie rusher) with 1,674 yards on the season.

1982 **Jan. 31** - RB **George Rogers** represents the Saints at the Pro Bowl; **April 27** - K **Morten Andersen** is selected in the fourth round of the NFL Draft. **Aug. 7** - Former DE **Doug Atkins**, who played the final three seasons of his career with the Saints from 1967-69, was inducted into the Pro Football Hall of Fame; **Aug. 25** - Veteran QB **Ken Stabler** signed with Saints as a free agent...He would be voted into the Pro Football Hall of Fame in 2016; **Sept. 20** - NFL players went on strike...seven games were cancelled due to the strike; **Nov. 21** - NFL games resumed as the Saints defeated Kansas City, 27-17, at the Superdome; **Dec. 19** - **Rogers** ran for 166 yards at Dallas.

1983 **Jan. 2** - Saints defeat Atlanta 35-6 in the Superdome in a rescheduled game that concluded the nine-game season with a 4-5 record...Saints narrowly missed the playoffs in a complicated labyrinth of tie-breakers; **Sept. 4** - RB **George Rogers** set team single-game rushing record with 206 yards on 24 carries in 28-17 opening day win over the St. Louis Cardinals; **Sept. 18** - Saints defeated Chicago, 34-31 at the Superdome in overtime for the first sudden death victory in franchise history; **Dec. 18** - Saints narrowly miss the playoffs when the Rams' Mike Lansford kicked a 42-yard field goal with :06 left for a 26-24 Los Angeles victory at the Superdome...the Saints finished the season 8-8 with the NFC's second-ranked overall defense and the NFL's top defense against the pass. Offensively, they ranked sixth in the NFL in rushing behind **Rogers'** 1,147 yards.

SAINTS TIMELINE

1984 Jan. 29 - LB **Rickey Jackson** plays in his first Pro Bowl after recording 12 sacks; Nov. 19 - Saints record first-ever win on prime time with a 27-24 Monday Night Football victory over the Pittsburgh Steelers in the Superdome; Nov. 26 - Saints owner **John W. Mecom Jr.** announced that the Saints were for sale for the non-negotiable price of \$75 million; Dec. 15 - Saints finished the season 7-9 after a season-closing 20-3 win at the New York Giants.

1985 Jan. 27 - LB **Rickey Jackson**, who had a club-best 12 sacks for the second consecutive season, DE **Bruce Clark** and P **Brian Hansen** represent Saints at Pro Bowl; Feb. 14 - Negotiations for the sale of team between **John Mecom, Jr.** and Chicago's **A.N. Pritzker** broke off, suddenly thrusting **Tom Benson**, a New Orleans automobile dealer and banker, who negotiated in a secondary position for several weeks, to the forefront; March 12 - **Benson** reached agreement with **Mecom** for the sale of the Saints; April 26 - Saints traded RB **George Rogers** and their fifth-, tenth-, and 11th-round selections in the 1985 draft to Washington for their top draft pick; May 31 - Ownership was transferred from **Mecom** to **Benson** for price of \$70.204 million. **Benson** becomes managing general partner; Sept. 22 - Saints defeat Tampa Bay, 20-13, at the Superdome in the first win of **Benson's** ownership; Nov. 25 - Head Coach **O.A. (Bum) Phillips** resigned following a 30-23 win at Minnesota the prior day, as his son, defensive coordinator **Wade Phillips**, was named interim head coach.

1986 Jan. 14 - With **Tom Benson** now able to insert his management team, **Jim Finks** is named president/general manager; Jan 28 - **Jim Mora** named the Saints' tenth head coach; Feb. 2 - LB **Rickey Jackson** and K **Morten Andersen** are the Saints representatives for the Pro Bowl; April 29 - Saints selected Virginia T **Jim Dombrowski** with their first pick in the NFL Draft...RB **Dalton Hilliard** was picked in the second round, while RB **Rueben Mayes** and LB **Pat Swilling** were third round draft choices; Sept. 14 - The Saints beat Green Bay, 24-10, for **Mora's** first win; Sept. 21 - **Mel Gray** broke team record with 101-yard kickoff return for a touchdown at San Francisco... the return was the Saints' first for a score since 1977; Nov. 9 - Saints record their fifth shutout in team history in a 6-0 win over the L.A. Rams; Dec. 7 - **Mayes** broke the team's single-game rushing record with 207 yards vs. the Miami Dolphins, but his final gain was called back along with winning TD...the Saints lost 31-27 thriller as **Mayes** finished with 203 rushing yards; Dec. 21 - Saints finished season at 7-9...**Mayes** finished with 1,353 yards rushing (fourth in NFL) and is named consensus Rookie of the Year and AP Offensive Rookie of the Year...he was named to the Pro Bowl along with **Jackson**, who posted nine sacks, and **Andersen**, who led the NFL in field goal percentage.

1987 Sept. 21 - NFLPA announced that players would be on strike following the weekend's games; Oct. 4 - Saints defeated the Los Angeles Rams, 37-10, in Superdome before 29,745 fans in club's first replacement game...QB **John Fourcade**, a New Orleans native, led Saints to the win with two touchdown passes; Oct 15 - NFL Players Association announced that the strike is over, but not in time to play the coming weekend's games; Oct. 18 - Saints beat Chicago, 19-17, on four **Florian Kempf** field goals in the final replacement game played by the Saints...the replacements posted a 2-1 record; Oct. 25 - Saints fall to San Francisco, 24-22, in a Superdome thriller...following the game, head coach **Jim Mora** made his highly-publicized "coulda, woulda, shoulda" proclamation to the media; Nov. 1 - On the franchise's 21st birthday, Saints posted the largest margin of victory in franchise history at the time, shutting out Atlanta 38-0...the win was the first in then-team-record nine consecutive triumphs to close out the season; Nov. 29 - Saints held on with two magnificent goal-line stands in the final quarter to defeat Pittsburgh, 20-16...the victory ensured Saints' first winning record; Dec. 6 - Saints beat Tampa Bay, 44-34, to lock up team's first playoff appearance; Dec. 13 - QB **Bobby Hebert** tossed three touchdowns as the Saints won seventh straight, 24-10, over the Houston Oilers in the Superdome which gave the New Orleans home field in the NFC Wild Card game; Dec. 20 - Down 24-3 in the second quarter, the Saints rallied behind backup QB **Dave Wilson** for a 41-24 win at Cincinnati, the biggest come-from-behind effort at the time in Saints' history; Dec. 27 -

SAINTS TIMELINE

Saints beat Green Bay, 33-24, to close with 12-3 record.

1988 Jan. 3 - Saints jump out to a 7-0 lead, but Minnesota took a 31-10 halftime advantage on the way to a 44-10 win over New Orleans in the NFC Wild Card game at Superdome; **Feb. 7** - A then-club record six Saints – K **Morten Andersen**, TE **Hoby Brenner**, G **Brad Edelman**, RB **Rueben Mayes**, LB **Sam Mills** and CB **Dave Waymer** – were tabbed for the Pro Bowl...President/GM **Jim Finks** was honored as *The Sporting News* NFL Executive of the Year and Head Coach **Jim Mora** was a unanimous choice for NFL Coach of the Year; **Nov. 20** - Saints score what was the biggest margin of victory in team history at the time, in 42-0 romp over Denver...the win clinched the Saints' second consecutive winning season; **Dec. 18** - Saints finish the season with a 10-6 record, which included a seven-game winning streak, narrowly missing the playoffs.

1989 Jan 29 - K **Morten Andersen**, WR **Eric Martin** and LB **Sam Mills** were the Saints' Pro Bowl selections; **April 23** - The Saints selected Arkansas DL **Wayne Martin** with their first selection in the NFL Draft. Martin would go on record 82.5 sacks, ranked third in franchise history; **July 6** - NFL owners meet in Chicago for a first vote for a successor to retiring Commissioner **Pete Rozelle**...Saints President/ GM **Jim Finks**, the only candidate, falls just short of the votes needed for election; **Sept. 10** - Saints score only opening-day shutout in team history with 28-0 win over Dallas in the Superdome; **Oct. 26** - NFL owners select **Paul Tagliabue** to succeed **Rozelle** as commissioner; **Nov. 20** - **Tagliabue** appoints **Finks** as chairman of NFL Competition Committee; **Dec. 24** - A 41-6 win over Indianapolis gave the Saints a 9-7 record, their third straight winning season...RB **Dalton Hilliard**, who led the NFL with 18 touchdowns and ranked second with 1,776 yards from scrimmage along with LBs **Vaughan Johnson** and **Pat Swilling**, who posted 16.5 sacks, represented the Saints in the Pro Bowl.

1990 Aug. 5 - Saints beat the Los Angeles Raiders, 17-10, in American Bowl in London's Wembley Stadium, New Orleans' second appearance in an international game; **Dec. 23** - New Orleans defeats previously 13-1 San Francisco 13-10 at Candlestick Park to improve to 7-8 after LB **Rickey Jackson** recovered a fumble at the New Orleans 20-yard line with 53 seconds remaining to keep the Saints' playoff hopes alive. **Dec. 31** - On New Year's Eve, a national TV audience saw K **Morten Andersen** kick a 24-yard field goal with two seconds left to beat the Los Angeles Rams 20-17, which evened the Saints' final record at 8-8 and gave the club a playoff berth.

1991 Jan. 6 - Chicago defeats Saints, 16-6, in the NFC Wild Card game at Soldier Field; **Feb. 3** - K **Morten Andersen** and LBs **Vaughan Johnson** and **Pat Swilling** represented the Saints in the Pro Bowl; **July 27** - RB **Earl Campbell**, who played his final two seasons with the Saints from 1984-85, was inducted into the Pro Football Hall of Fame; **Sept. 1** - The Saints defeated the Seattle Seahawks, 27-24, in the season opener, as QB **Bobby Hebert** found WR **Floyd Turner** in the end zone for a touchdown with 1:11 left and Seahawks K **John Kasay** missed a 37-yard field goal attempt...the Saints win seven straight games to open the season; **Sept. 8** - The Saints defeated Kansas City, 17-0, for first 2-0 start in team history; **Dec. 16** - A 27-0 win over the L.A. Raiders broke a four-game losing streak, clinched a playoff spot and kept the Saints in the hunt for the NFC West title; **Dec. 22** - In Phoenix, the Saints beat the Cardinals, 27-3 and won their first NFC West title with an 11-5 record, posting the second most wins in club history to date...the defense allowed the fewest points (211) in the league and were second in yards allowed; **Dec. 29** - The Falcons came from behind to defeat New Orleans, 27-20, at the Superdome in an NFC Wild Card playoff.

1992 Feb. 2 - Four Saints were chosen for the Pro Bowl...LBs **Vaughan Johnson**, **Sam Mills** and **Pat Swilling** were named starters, the most linebackers from a team in league history to that point... Special teams standout **Bennie Thompson** also made the trip to Honolulu; **Dec. 3** - A 22-14 win over the Atlanta Falcons finished a three-

SAINTS TIMELINE

game, 11-day stretch, which put the Saints in the playoffs for the third consecutive year; **Dec. 26** - The Saints clinched home-field advantage in the NFC Wild Card game with a 20-0 win over the New York Jets on the road, powered by a first quarter 76-yard fumble return for a touchdown by **Mills** and two interceptions by CB **Toi Cook**...the Saints finished with a team-best 12-4 mark and led the NFL in least points allowed with a club-record 202...New Orleans also led the NFL in most sacks (57) and least sacks allowed (15), the first time since 1977 that a club led the league in both categories.

1993 **Jan. 3** - With the Saints holding a 20-7 lead in the third quarter, the Philadelphia Eagles roared back with 26 fourth-quarter points to win the NFC Wild Card playoff, 36-20, over the Saints at the Superdome; **Feb. 7** - Six Saints - LBs **Rickey Jackson**, **Vaughan Johnson**, **Sam Mills** and **Pat Swilling**, K **Morten Andersen** and C **Joel Hilgenberg** - participated in the Pro Bowl, with four linebackers selected from the same team for the first time; **April 25** - **Swilling** was traded by the Saints to Detroit for their first- and fourth-round picks in the 1993 NFL Draft...The Saints picked T **William Roaf** with the eighth overall selection; **April 29** - At a press conference, Owner **Tom Benson** announces that President/General Manager **Jim Finks** has been diagnosed with cancer. **Finks** entered the hospital on April 26, after the NFL Draft; **May 19** - A sports bill calling in part for renovations to the Superdome and a new practice facility for the Saints passes state lawmakers in a vote in Baton Rouge; **July 14** - **Finks** resigned; **July 31** - The Saints beat Philadelphia Eagles, 28-16, in Tokyo, Japan in the third international exhibition game the Saints played; **Sept. 19** - The Saints defeated Detroit, 14-3, to improve to 3-0, as LB **Rickey Jackson** recovers two fumbles and adds a sack; **Dec. 28** - LBs **Renaldo Turnbull**, **Rickey Jackson** and RS **Tyrone Hughes** were chosen to the Pro Bowl...**Hughes** was the fourth rookie in club history to receive the honor.

1994 **Jan. 2** - Saints close out the 1993 season with a 20-13 win over Cincinnati to finish 8-8, their seventh straight campaign without a losing record; **April 24** - The Saints chose Louisville DE **Joe Johnson** with their first pick in the NFL Draft; **May 8** - After battling lung cancer for over a year, former Saints President/General Manager **Jim Finks** passed away at his Metairie home at the age of 66; **Oct. 23** - The Saints beat the Los Angeles Rams, 37-34 at the Superdome as **Tyrone Hughes** returned two kickoffs for touchdowns on his way to setting or tying seven team and four National Football League records.

1995 **Jan. 26** - An early-morning fire caused severe damage at the club's Saints Drive practice facility...the two-alarm fire forced the team to move its operation out of the main building that was constructed in 1967; **Feb. 5** - DE **Wayne Martin**, who notched ten sacks, and T **William Roaf** participated in Pro Bowl as first-time selections, the first of seven straight for Roaf; **March 13** - The Superdome Commission approves the sale of \$14.5 million in bonds that will go toward the construction of a new practice facility for the Saints in Metairie; **June 8** - Groundbreaking ceremonies are held for the Saints' new practice facility on Airline Drive in Metairie; **July 29** - The late **Jim Finks**, who served as the Saints' president/general manager from 1986-93, was inducted into the Pro Football Hall of Fame. **Dec. 24** - The Saints close out the 1995 season with a 12-0 shutout win at the New York Jets, recording four sacks and three interceptions.

1996 **Feb. 4** - T **William Roaf** and CB **Eric Allen** participated in Pro Bowl; **April 15** - For the first time in club history, the entire Saints organization is housed under one roof with the move to the club's new facility at 5800 Airline Drive in Metairie; **June 6** - LB **Rickey Jackson** signed a one-day contract with the club and retired as a Saint; **July 27** - New Orleans plays the Indianapolis Colts in the Hall of Fame Game in Canton, Ohio; **Oct. 21** - After a 19-7 defeat to the Carolina Panthers a day earlier, Head Coach **Jim Mora**, the longest-tenured coach in all of professional sports at the time, resigned after ten years with the club...**Mora**, who led the Saints to their first winning seasons and first playoff appearances, ended his stay with a short statement thanking Owner **Tom Benson** and the

SAINTS TIMELINE

Saints fans for their support; **Oct. 23** - **Rick Venturi**, the Saints' linebackers coach, was named interim head coach, the 11th head coach in team history; **Dec. 12** - **Roaf** was named as a starter for the NFC in the Pro Bowl, his third consecutive appearance.

1997 **Jan. 28** - **Mike Ditka** was named the 12th head coach in club history; **Oct. 19** - The Saints were shut out by the Carolina Panthers, 13-0, which snapped the club's 216-game scoring streak, the fifth-longest in NFL history at the time and the second-longest active streak.

1998 **Feb. 1** - **T William Roaf** appeared in his fourth consecutive Pro Bowl for the Saints, who finished 6-10; **Sept. 6** - DT **La'Roi Glover** had two sacks and DE **Joe Johnson** had a takedown and returned a fumble five-yards for a touchdown, to power the Saints to a 24-17 win at the St. Louis Rams, New Orleans' first season-opening win since 1993; **Dec. 19** - **Roaf** is selected to his fifth consecutive Pro Bowl along with DE **Joe Johnson**, who would appear in his first after recording seven sacks.

1999 **Jan. 21** - **Dick Stanfel**, who served as offensive line coach from 1997-98 and 1976-80 and head coach for the last four games of 1980, announced his retirement; **April 17** - The Saints acquired the fifth overall selection from Washington in exchange for the Saints' first- and third- through seventh-round draft choices in 1999 and New Orleans' first- and third-round picks in 2000...with the fifth overall pick, the Saints selected University of Texas RB **Ricky Williams**, the 1998 Heisman Trophy winner...it marks the first time in National Football League history that a single player represented a team's entire draft class; **Dec. 23** - **T William Roaf** was named to his sixth consecutive Pro Bowl, tying him for the club record in appearances.

2000 **Jan. 2** - The Saints finish the 1999 season with a 3-13 overall record; **Jan. 27** - **Randy Mueller** was hired as general manager of football operations; **Feb. 3** - Former Saints Defensive Coordinator **Jim Haslett** was named as the 13th head coach in club history; **March 9** - Saints named Nicholls State University in Thibodaux, La., as their new summer training camp home; **Oct. 8** - After a 1-3 start, the Saints reeled off a six-game win streak, starting with a 31-10 win at Chicago; **Nov. 12** - Saints improve to 7-3 with their sixth straight win in a 20-10 victory at Carolina as RB **Ricky Williams** became the club's first 1,000-yard rusher since **Dalton Hilliard** in 1989...it also marked the first time the Saints swept the Panthers in the season series; **Nov. 26** - Saints defeat the defending Super Bowl Champion St. Louis Rams on the road, 31-24, for franchise's 200th all-time victory; **Dec. 10** - Saints set club-record for road victories with a 7-1 mark after a 31-27 comeback win at San Francisco...QB **Aaron Brooks** sets a team record for quarterbacks with 108 yards rushing on 11 carries...Saints also set NFL mark for best road turnaround after an 0-8 record in 1999; **Dec. 18** - Saints clinched second NFC West title after Rams lost, 38-35, at Tampa Bay...the Saints were the seventh team since 1990 to go from last place to a division title the next season; **Dec. 24** - Saints wrapped up the regular season with a 10-6 mark...the defense set a club mark with 66 sacks, tied for the fifth-most in NFL history...DT **La'Roi Glover** captured NFL sack title with a club record-tying 17 while DE **Darren Howard** had a club rookie record 11...WR **Joe Horn** set what were club marks for receptions (94) and receiving yards (1,340); **Dec. 28** - DE **Joe Johnson** selected AP NFL Comeback Player of the Year after he missed 1999 with a ruptured patellar tendon; **Dec. 30** - Saints won in postseason for the first time, a 31-28 victory over the Rams in an NFC Wild Card Playoff game at the Superdome...WR **Willie Jackson** tied a NFL postseason mark with three TD catches and **Brooks** threw four TD passes...the win was clinched after FB **Brian Milne** recovered a fumbled fair catch by the Rams' **Az-Zahir Hakim** with 1:51 remaining.

2001 **Jan. 6** - Saints lost in the NFC Divisional Playoff at the Minnesota Vikings, 34-16, to end the club's storybook 2000 season...**Jim Haslett** was selected as the NFL Coach of the Year by the *Associated Press* and DT **La'Roi Glover** was selected as the NFL Alumni Defensive Lineman of the Year and the Committee of 101-Kansas City

SAINTS TIMELINE

NFC Defensive Player of the Year; **Feb. 4** - Six Saints players participated in the Pro Bowl in Honolulu: **Glover**, DE **Joe Johnson** and T **William Roaf**, who had a then club-record seventh appearance started, while WR **Joe Horn**, LB **Mark Fields** and LB **Keith Mitchell** were selected as reserves; **April 21** - Saints picked Mississippi RB **Deuce McAllister** with their first selection in the NFL Draft; **Sept. 30** - Saints played the first NFL game in the New York area after the Sept. 11 terrorist attacks in a 21-13 loss at the Giants.

2002 **Feb. 9** - S **Sammy Knight** and DT **La'Roi Glover** started in the Pro Bowl, while WR **Joe Horn** was selected; **March 8** - Saints traded RB **Ricky Williams** to the Miami Dolphins for a first-round selection in the 2002 NFL Draft and a conditional third-round selection in 2003 (upgraded to a first-round pick in 2003 based on Williams' performance in his first season with the Dolphins); **May 13** - Saints promoted **Mickey Loomis** to general manager of football operations from director of football administration; **Sept. 8** - Saints defeat Tampa Bay Buccaneers, 26-20, at season opener at Raymond James Stadium...RB **Deuce McAllister** reached the century mark for the first time with 109 yards rushing and special teams ace **Fred McAfee** forced a game-winning interception for a touchdown on a punt attempt in overtime; **Sept. 22** - Saints charge back from 20-point deficit vs. Bears at Memorial Stadium in Champaign, Il...QB **Aaron Brooks** tossed three TDs in the final three quarters, including a 29-yard scoring toss to WR **Donte' Stallworth** with 1:11 left that proved to be the game-winner; **Sept. 29** - **Stallworth** became the first rookie in 20 years to catch a TD in his first four NFL games; **Oct. 13** - At Washington, WR **Michael Lewis** became the seventh player in NFL history - and the first in team record books - to return a punt and a kickoff for a touchdown in the same game in a 43-27 victory...his 286 return yards ranked as second-highest in Saints history; **Oct. 20** - Saints improve to 6-1 with 35-27 win over San Francisco in the Superdome. In the win over the 49ers, **Brooks** passed for three touchdowns and ran for another...Five of New Orleans' first six victories to that point came over playoff teams from 2001; **Dec. 1** - Saints defeat Tampa Bay, 23-20, in Superdome on Sunday Night Football, as they swept the eventual Super Bowl Champions in the first season of the NFC South; **Dec. 8** - **McAllister** rushes for 127 yards and a career-high three touchdowns as the Saints win 37-25 at Baltimore for their first victory over the Ravens; **Dec. 29** - RB **Deuce McAllister** rushed for 117 yards on 28 carries in finale vs. Carolina, his eighth 100-yard performance of the season (second-most in club history to the nine RB **George Rogers** posted in 1981)...**Lewis** finished with an NFL-record 2,432 yards of combined kickoff and punt return yardage, 1,807 yards in kickoff returns and 625 yards in punt returns - both team records...Saints finish 9-7 in their first season in the NFC South.

2003 **Feb. 2** - Saints represented in Pro Bowl by WR **Joe Horn**, RB **Deuce McAllister**, KR/PR **Michael Lewis** and special teams ace **Fred McAfee**; **July 26** - Saints hold training camp at their practice facility in Metairie for the first time, taking advantage of \$15 million in renovations, including the construction of a brand new indoor practice facility, weight room and cafeteria, as well as significant renovations to the locker room, meeting rooms and medical areas; **Sept. 28** - **McAllister** rushes for 101 yards on 17 carries vs. the Indianapolis Colts, beginning a franchise-record streak of nine straight 100-yard performances; **Nov. 2** - Saints win third straight over defending Super Bowl Champion Buccaneers at Tampa Bay, 17-14...in the game, **McAllister** sets a team record with his sixth straight 100-yard game, and DE **Willie Whitehead** finished with three sacks; **Nov. 16** - A 23-20 overtime win over Atlanta gives the Saints their 100th victory in the Superdome...**McAllister** sets team record with 237 yards from scrimmage, including 173 rushing; **Nov. 30** - **McAllister** rushes for 165 yards on 31 carries in a 24-20 victory at Washington, his ninth straight 100-yard game...the streak tied former Chicago RB Walter Payton and Jacksonville RB Fred Taylor for the third-longest in NFL history...he was held below the milestone the next week vs. Tampa Bay; **Dec. 14** - QB **Aaron Brooks** tossed a career-high five TDs, including a club-record four caught by WR **Joe Horn**, in a 45-7 victory over the New York Giants in a nationally televised contest on Sunday Night Football; **Dec. 21** - In one of the most memorable final plays from scrimmage in NFL history, the Saints pulled off a 75-yard, three-lateral touchdown as time expired to cut Jacksonville's lead to one point...WR **Jerome Pathon** capped the play with a leap into the end zone, but the PAT attempt by K **John Carney** sailed wide right, giving the Jaguars a 20-19 win; **Dec. 28** -

SAINTS TIMELINE

McAllister has 49 yards in season-ending victory over Dallas, becoming the second player in club history to go over 1,600 rushing yards in a season.

2004 Feb. 8 - Saints represented in the Pro Bowl by G **LeCharles Bentley** and RB **Deuce McAllister**; April 24 - Saints select Ohio State DE **Will Smith** 18th overall in NFL Draft; Sept. 26 - Despite missing **McAllister** with a high ankle sprain, his backup **Aaron Stecker** rushes for 106 yards, including a 42-yard touchdown and K **John Carney** boots five field goals, including a 31-yard game-winner in overtime to give New Orleans a 28-25 win at the St. Louis Rams and improve to 2-1...**Carney** is selected as NFC Special Teams Player of the Week; Nov. 14 - **McAllister** rushes for 127 yards on 16 attempts in 27-20 victory vs. Kansas City...his second-quarter touchdown was his fourth straight game with a TD, the longest streak of his career; Dec. 12 - P **Mitch Berger** wins NFC Special Teams Player of the Week after dropping four punts inside-the-20 in win at Dallas, part of a five-punt, 230-yard performance; Dec. 19 - RB **Aaron Stecker** returns opening kickoff 98 yards against his former team, Tampa Bay...**Stecker** wins NFC Special Teams Player of the Week; Dec. 26 - **Horn** and **Berger** selected to the Pro Bowl; Dec. 26 - WR **Michael Lewis** returned a kickoff 96 yards for a touchdown vs. Atlanta, giving the Saints a comfortable lead in the 26-13 victory...**Lewis** was selected as NFC Special Teams Player of the Week.

2005 Jan. 2 - Saints close 2004 season as one of the NFL's hottest teams, notching their fourth straight victory with a 21-18 win at Carolina to finish 8-8, 3-5 at home and 5-3 on the road...a potential game-tying field goal was blocked by DE **Tony Bryant** with four seconds left... **Bryant** became the fifth Saint to win NFC Special Teams Player of the Week on the season, and the fourth straight...RB **Deuce McAllister** rushed for 140 yards, giving him 1,074 on season...he became the first running back in club history to reach the 1,000-yard milestone three straight years; Aug. 28 - In anticipation of Hurricane Katrina making landfall on the Gulf Coast, the team and operations staff flew to San Jose, Calif. three days early for the final preseason game at Oakland...the team set up operations in a hotel and practiced at San Jose State in preparation for the preseason finale; Sept. 1 - Following a 13-6 loss to the Raiders, players, coaches and football operations staff flew to San Antonio, Texas, where the club would be forced to conduct their day-to-day business for the 2005 season...the team is soon joined by the club's entire staff; Sept 8 - Owner **Tom Benson** announced the start of the New Orleans Saints Hurricane Katrina Relief Fund to provide aid and assistance to the people of the entire Gulf South...the fund raised approximately \$1 million to benefit local causes; Sept. 11 - A 47-yard FG by K **John Carney** with three seconds left lifted the Saints to a 23-20 win at Carolina...the Saints organization gave game balls to the City of New Orleans and to the Gulf Coast...the presentation capped an emotional trip which began with the reading of a letter to the team from New Orleans Mayor Ray Nagin the night before the contest, a standing pregame ovation from the crowd of 72,920 and culminated by Carney's winning kick...the next week, QB **Aaron Brooks** and **Carney** were featured on the cover of *Sports Illustrated*... **Carney**, who successfully connected on all three of his field goal attempts, was named NFC Special Teams Player of the Week...this marked the fifth consecutive week a Saints player received the honor dating to the last four games of 2005, an NFL record...DE **Will Smith** also became the first Saint to force a fumble in five straight games; Sept. 19 - New Orleans falls to the New York Giants, 27-10, in a scheduled home game that was moved to Giants Stadium...this would be the first of three stadiums where the Saints would play a home game in 2005...**McAllister** became the club's all-time rushing leader; Sept. 25 - The Saints defeat Buffalo, 19-7, before 58,688 fans at the Alamodome in San Antonio, Texas, the team's first regular season home game in the location where they practiced; Oct. 30 - The Saints fall to Miami, 21-6, before 61,643 at Tiger Stadium, a game which marked the team's return to Louisiana...it was the first regular-season NFL contest played at LSU; Dec. 7 - The training staff honored the efforts of the coaches, players and staff in the wake of Hurricane Katrina by selecting the organization as the recipient of the 2005 Ed Block Courage Award; Dec. 22 - C **LeCharles Bentley** selected to Pro Bowl; Dec. 30 - **Benson** announces team will return to Louisiana and their Metairie facility in mid-January.

2006 **Jan. 17** - The Saints reopened their administrative offices and practice facility in Metairie; **Jan. 18** - **Sean Payton** named as the 14th head coach in club history; **Feb. 5** - The NFL announces Saints will return to the Superdome for their first regular season home game at the stadium since 2004...it's later announced they'd host the Atlanta Falcons Sept. 25; **March 14** - The Saints agreed to terms with former Chargers QB **Drew Brees** on a five-year contract, the most notable and successful free-agent acquisition in team history...Saints equipment staff selected as Whitey Zimmerman Memorial Award winner for 2005 in a vote by their peers; **April 29** - Saints pick RB **Reggie Bush** second overall in the NFL Draft; **July 27** - Saints open their 2006 training camp at Millsaps College in Jackson, Miss; **Sept. 10** - Saints kick off their 40th regular season and first under **Payton** at Cleveland with a 19-14 victory; **Sept. 25** - In the first contest at the stadium since it was used as a shelter of last resort during Hurricane Katrina, the Saints christened the refurbished Superdome with a 23-3 victory on Monday Night Football... U2 and Green Day performed before the game; **Oct. 8** - On his 100th career touch as a professional, **Bush** returned a punt 65 yards for a touchdown for his first career NFL score in the fourth quarter to give New Orleans a dramatic 24-21 come-from-behind win over Tampa Bay at the Superdome to improve to 4-1; **Oct. 15** - The Saints jumped out of the gate with a 5-1 start following a 27-24 win over Philadelphia at the Superdome where K **John Carney** drilled a 31-yard field goal as time expired; **Nov. 5** - **Brees** threw for 314 yards and three touchdowns and rookie WR **Marques Colston** has 11 grabs for 123 yards with one score in a 31-14 win at Tampa Bay to sweep the season series; **Nov. 19** - **Brees** threw for a club-record 510 yards in a 31-16 loss to Cincinnati at the Superdome; **Dec. 3** - **Bush** exploded for five touchdowns, including nine receptions for 131 yards in a 34-10 win over San Francisco at the Superdome, as he captured NFC Offensive Player of the Week; **Dec. 10** - On the national stage of Sunday Night Football, the Saints improved to 9-4 with a 42-17 win at Dallas. **Brees** threw five TDs to be selected NFC Offensive Player of the Week; **Dec. 17** - Despite a 16-10 loss to Washington, the Saints clinch their first NFC South title with losses by Atlanta and Carolina; **Dec. 19** - **Brees**, T **Jammal Brown** and DE **Will Smith** are selected to the Pro Bowl as starters...the Saints' coaches would join the threesome as the staff for the NFC squad following the season; **Dec. 24** - **Bush** and **McAllister** each surpassed the century mark in rushing yards in a 30-7 win at the New York Giants.

2007 **Jan. 13** - The Saints defeated Philadelphia, 27-24, in the NFC Divisional Playoffs at the Superdome...RB **Deuce McAllister** rushed for 143 yards and a touchdown and added a TD reception in the second postseason win in club history; **Jan. 21** - In the team's first appearance in the NFC Championship Game, the Saints were defeated at Chicago, 39-14...the Saints sliced the Bears' lead to 16-14 in the second half and trailed by four early in the fourth quarter, but a handful of turnovers and miscues proved to be too much to overcome; **Feb. 2** - After the most memorable year in club history to date on and off the field, QB **Drew Brees** is voted as the co-recipient of the NFL Walter Payton Man of the Year Award...it was one of a slew of awards won by Saints personnel following the 2006 season, including **Sean Payton** as a unanimous choice as NFL Coach of the Year and Executive VP/GM **Mickey Loomis** as NFL Executive of the Year by *The Sporting News* and *Pro Football Weekly/PFWA*; **Oct. 14** - **Brees** throws touchdowns to WRs **Marques Colston** and **Lance Moore** and rookie RB **Pierre Thomas** returned a fumble on special teams that he recovered five yards for a TD, as New Orleans broke an 0-4 start to win 28-17 in Seattle in a prime time Sunday Night Football contest; **Oct. 28** - **Brees** is selected Week Eight NFC Offensive Player of the Week for his efforts in a 31-10 win at the San Francisco 49ers, where he completed 31-of-39 passes (79.5%) for 336 yards, four TDs, including three caught by **Colston** and a 136.8 passer rating; **Nov. 4** - **Brees** set a team record with 346 passing yards in the first half of a 41-24 victory over Jacksonville and his 445-yard total for the game was then the second-most by a Saints passer; **Dec. 10** - **Brees** completed 28-of-41 passes for 328 yards with three TDs, zero interceptions and a 116.7 passer rating to lead a 34-14 Monday Night Football victory at Atlanta; **Dec. 30** - **Thomas** became the first player in Saints history and just the second rookie in NFL history to pick up 100 yards rushing and receiving in the same game, carrying the ball 20 times for 105 yards and catching 12 passes for 121 yards and a TD in his first career start at Chicago against the Bears.

SAINTS TIMELINE

2008 Feb. 29 - Saints acquired LB **Jonathan Vilma** from the New York Jets for a 2008 fourth-round draft choice and a 2009 conditional choice that would turn out to be a third-round pick; **Aug. 31** - With Hurricane Gustav bearing down on New Orleans, the Saints evacuated their football operation to Indianapolis where they would practice for the full week leading up to the opener; **Sept. 7** - Saints return to New Orleans and opened season with a 24-20 victory over Tampa Bay; **Oct. 2** - QB **Drew Brees** named NFC Offensive Player of the Month for September after throwing for 1,343 yards and eight touchdowns in the team's first four games; **Oct. 6** - RB **Reggie Bush** tied an NFL record by returning two punts for touchdowns on Monday Night Football against the Minnesota Vikings, earning NFC Special Teams Player of the Week honors; **Oct. 26** - Playing in their first regular-season game outside the United States, the Saints defeated San Diego, 37-32, at London's Wembley Stadium...**Brees** was named NFC Offensive Player of the Week after throwing for 339 yards and three touchdowns; **Dec. 21** - RB **Pierre Thomas** tied a team-record by scoring a touchdown in his sixth consecutive game; **Dec. 28** - **Brees** finished the season with 5,069 passing yards, what were then the second-most in a season in NFL history, trailing only Dan Marino's 5,084 in 1984...he also set new team records with 34 touchdowns and 10 games with 300 or more passing yards...the 8-8 Saints finished first in the NFL in net yards per game (410.7) and points per game (28.9).

2009 Jan. 6 - QB **Drew Brees** named AP Offensive Player of the Year; **Feb. 8** - **Brees** and **Jammal Brown** play for the NFC in the Pro Bowl; **March 30** - Saints announced the team's training camp would be held at their home practice facility in Metairie, La.; **April 25** - Saints used the 14th overall pick in the 2009 NFL Draft to select Ohio State CB **Malcolm Jenkins**; **May 19** - The NFL announced that New Orleans will host Super Bowl XLVII following the 2012 season; **June 19** - **Dennis Lauscha** promoted to Executive Vice President/CFD; **Sept. 13** - Saints opened their season with a 45-27 victory over the Detroit Lions, their most points ever on kickoff weekend...**Brees** tied a club record with six TD passes and was named NFC Offensive Player of the Week; **Sept. 20** - Saints start 2-0 with a 48-26 win at Philadelphia, as New Orleans scored at least 45 points in back-to-back contests for the first time in franchise history; **Oct. 1** - **Brees** named NFC Offensive Player of the Month for September after leading Saints to 3-0 record and throwing for 1,276 yards and nine TDs; **Oct. 19** - Saints improved to 5-0 with a 48-27 win over the New York Giants at the Superdome...**Brees** completed 23-of-30 passes for 369 yards with four TDs, zero interceptions and a 156.8 passer rating to capture NFC Offensive Player of the Week honors, while WR **Marques Colston** had eight grabs for 166 yards and one TD; **Oct. 25** - Saints improved to 6-0 with a 46-34 win at Miami, where they rebounded from a 24-3 deficit, tying their biggest comeback in franchise history...K **John Carney** became the fourth player in NFL history to reach 2,000 career points; **Nov. 8** - With their 30-20 win over Carolina, the 8-0 Saints now had the best start in team history; **Nov. 30** - In a 38-17 Monday night win over New England, where the Saints averaged a club record 9.6 yards per play, **Brees** completed 18-of-23 passes for 371 yards with five TDs...his career-high passer rating of 158.3 was only the second perfect rating in club history...**Brees** was named NFC Offensive Player of the Week; **Dec. 13** - New Orleans improves to 13-0 with a 26-23 win at Atlanta to sweep the season series...LB **Jonathan Vilma** had a fourth quarter interception and also made a fourth down stop with 1:18 left to help New Orleans clinch the victory; **Dec. 19** - After falling 24-17 to Dallas, New Orleans finally had a blemish on its record after a club-record 13 straight victories...**Brees** threw his 121st TD pass as a Saint, making him the franchise's all-time record holder and also became only the second NFL quarterback to throw for 4,000 yards in four consecutive seasons; **Dec. 27** - Vs. Tampa Bay, **Brees** completed a club-record 19 straight passes;

2010 Jan. 16 - Saints defeated Arizona, 45-14, in the NFC Divisional playoff at Superdome...RB **Reggie Bush** scored TDs on a 46-yard run and an 83-yard punt return; **Jan. 24** - Saints defeat Minnesota, 31-28, following K **Garrett Hartley's** 40-yard FG, in an overtime thriller in the NFC Championship game at the Superdome in front of a crowd of 71,276, advancing to the Super Bowl for the first time in franchise history; **Jan. 31** - Although they did not play in the contest due to New Orleans' coming participation in Super Bowl XLIV, a then club-record seven Saints Pro Bowl selections were present for

SAINTS TIMELINE

the event, also held in Miami Gardens, Fla.; **Feb. 6** - LB **Rickey Jackson** voted to the Pro Football Hall of Fame, becoming the first former Saint to have spent the majority of his career with New Orleans to be elected, with enshrinement scheduled for Aug. 7; **Feb. 7** - Saints defeat the Indianapolis Colts, 31-17, in Super Bowl XLIV in Miami Gardens, Fla...the Saints overcame an early ten-point deficit as **Brees** was named the game's MVP when he completed 32-of-39 passes for 288 yards with two TDs and a 114.5 passer rating, tying the Super Bowl record for completions at the time; **Feb. 9** - Over 800,000 people attended the Super Bowl XLIV victory parade that ran through downtown New Orleans on a cold February day; **June 16** - The entire Saints organization were presented with their Super Bowl XLIV Championship rings at a ceremony at the Roosevelt Hotel in New Orleans; **Sept. 9** - After their Super Bowl XLIV Championship banner was unveiled at home, the Saints defeated the Minnesota Vikings in the 2010 NFL kickoff contest; **Oct. 31** - New Orleans played at home on prime time on Halloween for the first time, as they defeated the Pittsburgh Steelers 20-10 on Sunday Night Football in a matchup between the last two Super Bowl champions; **Dec. 5** - In the second quarter of a come-from-behind 34-30 win at Cincinnati, **Brees** became the club's all-time passing yardage leader. **Dec. 27** - In a 17-14 Monday Night Football win at Atlanta, New Orleans clinched a playoff berth for the first time in back-to-back seasons since 1991 and 1992.

2011 **Jan 8** - Seattle came back from 10-0 and 17-7 first half deficits to defeat New Orleans, 41-36 at Qwest Field in an NFC Wild Card playoff game; **Jan. 30** - Five Saints were chosen for the NFC squad for the Pro Bowl...QB **Drew Brees**, S **Roman Harper**, G **Carl Nicks** and LB **Jonathan Vilma** also made the trip to Honolulu; **Apr. 28** - Saints used the 24th overall pick in the NFL Draft to select California DE **Cameron Jordan**, the club's all-time leader in sacks and acquired the 28th pick from the New England Patriots to select Alabama RB and 2009 Heisman Trophy winner **Mark Ingram II**, the team's all-time rushing leader; **Sept. 18** - After losing the NFL kickoff contest at Green Bay, 42-34, the Saints evened their record and won their home opener for the fourth straight season as they defeated Chicago, 30-13, with QB **Drew Brees** throwing three TDs and running for another; **Oct. 9** - New Orleans improves to 3-1 with a 30-27 win at Carolina...**Brees** engineered a 13-play, 89-yard game fourth quarter game-winning drive that ended with a six-yard TD pass to RB **Pierre Thomas** with 50 seconds left; **Oct. 23** - In a 62-7 prime time, nationally televised victory over Indianapolis in the Superdome, the Saints' point total set a new club record and was tied for the highest total since the 1970 AFL-NFL merger...in addition to the club scoring record, they also set team marks for margin of victory (55) and PATs (8). **Brees** completed 31-of-35 passes for 325 yards with five TD throws and a 144.9 rating; **Nov. 6** - New Orleans' 27-16 win over Tampa Bay marked the start of an eight-game win streak to end the regular season; **Nov. 28** - The Saints defeated the eventual Super Bowl Champion New York Giants, 49-24, in the Superdome on Monday Night Football, in a contest where **Brees** completed 24-of-38 passes for 363 yards with four TDs, one rushing score and a 129.6 rating, becoming the first quarterback in team history with four passing touchdowns and one rushing TD in a game; **Dec. 18** - With a 42-20 win at Minnesota, behind 412 yards passing and five TD passes from **Brees**, who set an NFL single-season record with his 11th 300-yard passing game of 2011, New Orleans reached 11 wins for the third straight season for the first time; **Dec. 26** - **Brees** breaks Dan Marino's 27-year old single-season passing record of 5,084 yards when he connects on a nine-yard TD to **Sproules**; **Dec. 27** - **Brees**, T **Jermon Bushrod**, **Evans**, TE **Jimmy Graham** and **Nicks** were named to the Pro Bowl...**Graham** was selected on the strength of a sophomore season where he set a team receiving record with 99 receptions for 1,310 yards, the second-highest yardage total for a tight end in NFL history, and 11 TDs...**Evans** and **Nicks** were selected as starters.

2012 **Jan. 1** - With a 45-17 win over Carolina in the regular season finale, the Saints improved to 13-3, tying their regular season record for wins and capturing the NFC South title, qualifying for the playoffs for the third season in a row...Team finished 8-0 at home, matching the Packers and Ravens as the only three teams to do so in 2011...New Orleans accumulated what was a team single-game record 617 total net yards to run their season total to 7,474, surpassing the NFL single-season mark of 7,075 previously held

SAINTS TIMELINE

by the 2000 St. Louis Rams...RB **Darren Sproles** sets the league all-purpose yardage total with 2,696 yards...QB **Drew Brees** ended his record-setting December/January by capturing NFC Offensive Player of the Month, as he finished season with a then-NFL-record 5,476 passing yards and 71.2% completion percentage; **Jan. 7** - Saints defeat Detroit, 45-28, in NFC Wild Card playoff, as **Brees** completes 33-of-43 passes for 466 yards with three TDs, then the second-highest single-game passing yardage total in NFL postseason history; **Jan. 14** - The Saints fall at the San Francisco 49ers in a 36-32 NFC Divisional Playoff thriller to end their 2011 season; **Feb 4** - T **William Roaf**, who played with New Orleans from 1993-2001 and was selected to the Pro Bowl seven times with the club, was voted to the Pro Football Hall of Fame...on the same evening, **Brees** was named the AP NFL Offensive Player of the Year; **May 18** - Owner **Tom Benson** and RB **Deuce McAllister** are elected to the Saints Hall of Fame; **May 20** - **Dennis Lauscha** was promoted to team president; **June 15** - **Benson** completes the purchase of the New Orleans Hornets after having been approved by the NBA's Board of Governors...In the process of building a practice facility for the NBA franchise, the club constructed a new lobby/reception area featuring a museum, a new media workroom and a renovation of administrative offices; **Oct. 7** - **Brees** set the NFL record on a first quarter 40-yard scoring throw to WR **Devery Henderson** with his 48th consecutive game with a touchdown pass, breaking a mark previously held by **Johnny Unitas** since 1960...the 31-24 win also marks the franchise's 300th regular season victory; **Oct. 21** - After starting the season 0-4, New Orleans won its second consecutive game, 35-28 at Tampa Bay...**Brees** completed 27-of-37 passes for 377 yards with four touchdowns and a 130.1 passer rating; **Nov. 25** - WR **Marques Colston** became the club's all-time recordholder with his 56th touchdown vs. San Francisco...**Colston** ended the season with 532 receptions, tied for the club's all-time lead with WR **Eric Martin**; **Nov. 29** - **Brees'** streak of consecutive games with a touchdown pass ended at an NFL-record 54 after failing to throw one at Atlanta.

2013 **Jan. 27** - QB **Drew Brees**, T **Jermon Bushrod**, G **Jahri Evans** and P **Thomas Morstead** represent the Saints in the Pro Bowl; **Sept. 15** - S **Roman Harper** intercepts a tipped pass in the end zone with 43 seconds left to help New Orleans hold onto a 23-17 season-opening victory over Atlanta. **Sept. 15** - K **Garrett Hartley** drilled a 27-yard field goal as time expired to give the Saints a 16-14 victory at Tampa Bay in a contest delayed by a thunderstorm, powered by a ten-reception, 179-yard, one touchdown receiving performance by TE **Jimmy Graham**; **Oct. 6** - The Saints win at Chicago, 26-18, to improve to 5-0...**Graham** has his fourth consecutive game with 100 yards receiving for the second time in his career, tying the NFL record for tight ends with consecutive 100-yard games; **Nov. 10** - Saints improve to 7-2 with a 49-17 win over Dallas in primetime at the Superdome as the club sets an NFL record with 40 first downs and had a team-record 625 total net yards...**Brees** completes 34-of-41 passes for 392 yards with four touchdowns as he captures NFC Offensive Player of the Week honors...LB **Rickey Jackson**, QB **Archie Manning** and T **William Roaf** inducted into the club's newly established Ring of Honor in front of 73,018 fans; **Nov. 21** - Saints improve to 9-2 with a 17-13 win at Atlanta on Thursday Night Football, where **Brees** dished touchdowns to **Graham** and fellow TE **Benjamin Watson** and DE **Cameron Jordan** had 2.5 sacks; **Dec. 8** - **Brees** becomes only the fifth player in NFL history at the time to reach 50,000 yards passing as he throws for 313 yards and four touchdowns in helping the Saints defeat Carolina in a primetime 31-13 win at the Superdome; **Dec. 27** - **Brees**, G **Jahri Evans**, **Graham**, G **Ben Grubbs** and DE **Cameron Jordan** were named to the Pro Bowl... **Brees** was selected for the seventh time as a Saint, tying him for first place in club record books with **Roaf**; **Dec. 29** - With a 42-17 win over Tampa Bay in the regular season finale, improve to 11-5, qualifying for the playoffs for the fourth time in five seasons...The Saints finished 8-0 at home for the second time in three seasons, joining Cincinnati and New England as the only three teams to do so in 2013... **Brees** captured NFC Offensive Player of the Week for the fourth time of the season as he completed 24-of-31 passes for 381 yards and four TDs, one which went to **Graham**, who finished with a franchise-record 16 TD grabs, the second-highest scoring grab total all-time in NFL record books for a tight end.

2014 **Jan. 4** - Saints defeat Philadelphia, 26-24, in NFC Wild Card playoff, as K **Shayne Graham** booted the 32-yard game-winning FG as time expired to give

SAINTS TIMELINE

New Orleans their first road playoff win in franchise history; **Nov. 30** - QB **Drew Brees** tosses for five TDs to earn NFC Offensive Player of the Week honors and RB **Mark Ingram II** rushed for 122 yards as the Saints defeat the Steelers at Heinz Field 35-32, New Orleans' first win in Pittsburgh since 1987; **Dec. 14** - **Brees** completes 29-of-36 passes for 375 yards with three TDs, zero interceptions and a 127.8 passer rating to power a 31-15 win on Monday Night Football over the Chicago Bears at Soldier Field; **Dec. 23** - G **Jahri Evans** and TE **Jimmy Graham** were selected to the Pro Bowl with **Brees** and **Ingram** later added as replacements. It was the franchise-record eighth selection for **Brees**; **Dec. 28** - **Brees** connected with WR **Marques Colston** for a fourth quarter 36-yard TD and DE **Cameron Jordan** had 1.5 sacks in a come-from-behind 23-20 victory at Tampa Bay to close out the season at 7-9.

2015 **June 15** - Former Saints S **Steve Gleason** selected as the *PFWA*'s 2015 George Halas Award winner; **Aug. 3** - Former Saints K **Morten Andersen** is elected as the fourth member of the club's Ring of Honor; **Oct. 4** - In QB **Drew Brees**' return to the lineup after missing his first game as a professional due to injury (shoulder), he completes 33-of-41 passes for 359 yards and two TDs, leading the Saints to a 26-20 overtime victory over the Dallas Cowboys...the win comes on the second play from scrimmage in overtime, an 80-yard touchdown throw to RB **C.J. Spiller**, and also marked the first overtime TD pass of **Brees**' career; **Oct. 16** - With LB **Michael Mauti**'s blocked punt recovered for a TD in a Thursday Night Football win over Atlanta, he joined his father, WR **Rich Mauti**, as the only father-son duo to score touchdowns for the Saints in franchise history; **Nov. 1** - **Brees** completes 39-of-50 passes for 505 yards, a 131.7 passer rating and an NFL-record-tying seven touchdown passes as the Saints defeat the New York Giants 52-49...**Brees** became only the second player to pass for 500 yards and seven touchdowns in a single game, on his way to being named the NFC Offensive Player of the Week...with eight receptions for 114 yards and one touchdown, WR **Marques Colston** ties WR **Joe Horn** in club record books with his 28th career 100-yard receiving game.

2016 **Jan. 3** - New Orleans won its season finale in Atlanta 20-17 to finish 7-9, capturing three of their last four games...the win marked QB **Drew Brees**' 100th career victory (regular season and postseason combined) as the Saints' starting quarterback; **Jan. 31** - DE **Cameron Jordan**, who was added as an alternate, represents the Saints in the Pro Bowl; **Sept. 11** - In the opener against Oakland, **Brees** finds WR **Brandin Cooks** for a 98-yard touchdown, the longest pass play of his career and the longest play from scrimmage in team history. **Sept. 18** - **Brees** records his sixth-consecutive game without an interception, matching a franchise record; **Sept. 26** - **Brees** reaches a career-best 305 passing attempts without an interception, becoming just the fourth quarterback in NFL record books with a streak of 300 or more pass attempts without an interception, joining Tom Brady (358), Alex Smith (312) and Bernie Kosar (308); **Oct. 2** - At San Diego, Head Coach **Sean Payton** captures his 94th career victory (regular season and postseason/combined), surpassing **Jim Mora** (93 victories from 1986-96) for the most wins by a Saints head coach; **Oct. 16** - **Brees** throws for 465 yards against Carolina, the third-highest total in franchise history and sets a new NFL record with his 15th-career 400-yard passing game, breaking a tie with Peyton Manning; **Oct. 23** - At Kansas City, **Brees** completes 37-of-48 passes for 367 yards and three touchdowns...it was his NFL-record 100th game with at least 300 yards passing. New Orleans also scores in their 14th-consecutive quarter, setting a new franchise record for scoring in consecutive quarters; **Nov. 6** - RB **Mark Ingram II** rushes for a career-high 158 yards on 15 carries (10.5 avg.), with a career-long 75-yard rushing touchdown in a 41-23 win at San Francisco; **Dec. 18** - In a win at Arizona, **Brees** completes 37-of-48 passes for 389 yards, three touchdowns and a 127.9 passer rating, collecting his 100th regular season victory as Saints signal-caller; **Dec. 24** - A 31-24 win against Tampa Bay marked head coach **Sean Payton**'s 94th-career regular season victory, breaking a tie with **Mora** for most regular season wins in franchise history...it was also his 100th-career victory including both the regular season and the postseason.

SAINTS TIMELINE

2017 **Jan. 1** - In season finale at Atlanta, QB **Drew Brees** surpassed 5,000 yards passing for the fifth time in his career...he finished the season with 5,208 passing yards, his second-highest career total...rookie WR **Michael Thomas** set several rookie franchise marks, finishing with 156 yards on 10 catches (15.6 avg.) and a 14-yard TD... **Thomas** finished the season with 92 catches for 1,137 yards with nine touchdowns, setting club single-season rookie records in all three receiving categories; **Jan. 23** - **Brees** was named to his franchise-record ninth Pro Bowl as a Saint, tenth overall; **April 28** - With the 11th overall pick in the NFL draft, the Saints selected Ohio State CB **Marshon Lattimore** and with the 32nd pick, they chose Wisconsin T **Ryan Ramseyzck**...**Lattimore**, the highest cornerback ever taken by New Orleans lived up to his billing, as he became the first Saint to capture *AP* Defensive Rookie of the Year honors, while **Ramzyzk** played every offensive snap; **April 29** - In a trade for a third round draft pick with San Francisco, with the 67th overall pick in the NFL Draft, New Orleans selected Tennessee RB **Alvin Kamara**...**Kamara** went on to be selected as *AP* Offensive Rookie of the Year as he had a club-best and team rookie record 1,554 yards from scrimmage and 14 touchdowns, a club rookie mark; **July 26** - The Saints and New Orleans Pelicans, along with partner Ochsner Health System, agreed to a long-term partnership for the naming rights to the team's official training facilities, now known as the Ochsner Sports Performance Center...A completely renovated locker room at the facility made its debut for training camp; **Oct. 1** - New Orleans recorded the 14th shutout in team history, the first since 2012 and the first away from the Superdome since the 1995 season finale with a 20-0 dismantling of Miami in London; **Oct. 29** - New Orleans wins their fifth consecutive contest as they finish the month of October undefeated (4-0) with a 20-12 win over Chicago at the Superdome...the New Orleans defense didn't surrender a touchdown until the fourth quarter and **Lattimore** recorded a pick with 1:11 left in the contest to clinch the victory; **Nov. 5** - Head Coach **Sean Payton** got his 100th career regular season victory with a 30-10 win over Tampa Bay at the Superdome; **Dec. 3** - On the way to a 31-21 victory over Carolina at the Superdome that gave the 9-3 Saints sole possession of first place in the NFC South, **Kamara** became the fourth Saint overall and first rookie to score at least one touchdown in six consecutive contests in a two-rushing score effort; **Dec. 24** - With a 23-13 win over Atlanta, New Orleans clinched their first playoff berth since 2013 in a contest where **Brees** became only the third quarterback in NFL history with 70,000 career passing yards; **Dec. 31** - Despite a 31-24 loss at Tampa Bay, New Orleans clinched their first NFC South division title since 2011...New Orleans and the rival Carolina Panthers finished with identical 11-5 records, but the Saints claimed the NFL South by virtue of a regular season sweep of Carolina...with six receptions, **Thomas** finished the season with 104 catches, the first Saint to reach the century mark and **Kamara**, who had a 106-yard kickoff return for a TD, the longest play in franchise history, set the club rookie record for touchdowns (14) and led the team in yards from scrimmage (1,554)...the Saints finished as the only NFL club ranked in the top five in run offense and pass offense.

2018 **Jan. 7** - New Orleans defeated Carolina, 31-26, in the NFC Wild Card Playoff as they would have three wins against an opponent in the same season for the first time in franchise history; **Jan. 28** - The Saints coaching staff and seven Saints players, tied for the most in club history at the time, represent the team for the NFC squad in the Pro Bowl played in Orlando, Fl...New Orleans was represented by QB **Drew Brees**, RB **Mark Ingram II**, DE **Cameron Jordan**, RB **Alvin Kamara**, CB **Marshon Lattimore**, WR **Michael Thomas** and G **Larry Warford**. **Feb. 3** - At the NFL Honors ceremony in Minneapolis, **Kamara** and **Lattimore** were selected as the *AP* NFL Offensive and Defensive rookies of the year, the first time teammates have swept the awards since Lions RB Mel Farr and CB Lem Barney did so in 1967...**Kamara** joined Pro Football Hall of Famer Gale Sayers as the second rookie in league history to score five rushing touchdowns, five receiving touchdowns and a special teams touchdown...**Lattimore** led the team and NFL rookies with five interceptions, including one returned for a TD; **March 14** - Saints agreed to terms on a three-year contract with unrestricted free agent LB **Demario Davis**...**Davis** emerged as a leader on the defense, was selected a team captain and led the club with 110 tackles and added five sacks; **March 15** - Owner **Tom Benson** passed away at age 90...a dynamic business leader and entrepreneur, the New Orleans native helped mold the Saints into a model franchise and one respected league-wide...since being purchased by **Benson** in 1985, the franchise has earned 14 playoff

SAINTS TIMELINE

berths, ten playoff wins, and captured its first Super Bowl championship; **July 25** - Saints begin training camp with the benefit of a completely renovated training room, including state-of-the-art recovery areas; **Sept. 16** - Saints win 350th regular season game in franchise history with a 21-18 victory over the Cleveland Browns at the Superdome; **Sept. 30** - **Kamara** carried the ball 19 times for 134 yards with three TDs to lead New Orleans to a 33-18 win over the New York Giants at MetLife Stadium...**Davis** is named NFC Defensive Player of the Week for an effort where he had 11 tackles and two sacks; **Oct. 8** - With a 62-yard TD pass to rookie WR **Tre'Quan Smith**, **Brees** became the NFL's all-time passing yardage leader in a 43-19 Monday Night Football win over Washington; **Oct. 21** - New Orleans rebounded from a 17-7 fourth quarter deficit to defeat the Baltimore Ravens 24-23 at M&T Stadium... **Brees** connected with TE **Benjamin Watson** in the second quarter on a one-yard TD, the signal-caller's 500th career scoring pass; **Nov. 4** - **Brees** tossed for 346 yards and four TDs, including a connection with **Thomas** on a fourth quarter 72-yard TD to lead the Saints to a 45-35 win over the previously undefeated Los Angeles Rams at the Superdome...**Thomas** had 12 receptions for a club-record 211 yards; **Dec. 18** - Five Saints, T **Terron Armstead**, **Brees**, **Jordan**, **Thomas** and C **Max Unger** were selected to the Pro Bowl...**Kamara**, G **Andrus Peat** and **Warford** were later named, giving New Orleans a franchise-record eight selections; **Dec. 23** - New Orleans ties franchise regular season record with 13 wins when they defeat Pittsburgh 31-28 in the Superdome when **Davis** recovers a fumble at the New Orleans 42-yard line with 32 seconds left. New Orleans wins back-to-back division titles for the first time...Sitting out the regular season finale, **Brees** finished the season surpassing his prior NFL record for completion percentage (74.4).

2019 **Jan 4** - Five Saints, T **Terron Armstead**, QB **Drew Brees**, DE **Cameron Jordan**, T **Ryan Ramsey** and WR **Michael Thomas** were selected as AP All-Pro; **Jan. 13** - The Saints defeated Philadelphia, 20-14, in the NFC Divisional Playoff at the Superdome...WR **Michael Thomas** had 12 receptions for a postseason club record 171 yards and a TD, as CB **Marshon Lattimore** had two interceptions for an effort where the Saints shutout the Eagles for the final three quarters; **Feb. 11** - **Darren Rizzi** is hired as special teams coordinator; **July 25** - Saints begin 2019 training camp with the benefit of a brand-new theater-style team meeting room and renovated defensive meeting space; **Sept. 9** - QB **Drew Brees** led the Saints on a 37-second fourth quarter game-winning drive and K **Wil Lutz** drilled a career-long 58-yard FG as time expired to lead the Saints to a 30-28 season-opening win over Houston on Monday Night Football at the Superdome; **Sept. 22** - Filling in for an injured **Brees**, QB **Teddy Bridgewater** led the Saints to a 33-27 win at Seattle, completing 19-of-27 passes for 177 yards with two TDs, zero interceptions and a 112.7 passer rating. With a 53-yard punt return for a TD by WR/RS **Deonte Harris** and a fumble return for a score by S **Vonn Bell**, New Orleans scored an offensive, defensive and special teams touchdown in the same game for only the third time in franchise history; **Oct. 6** - DE **Will Smith** is inducted into the club's Ring of Honor posthumously; **Dec. 16** - With a third quarter, five-yard TD pass to TE **Josh Hill**, **Brees** became the NFL's all-time scoring pass leader at the time, with his 541st, surpassing Peyton Manning in a 34-7 win on Monday Night Football over Indianapolis. **Dec. 22** - **Thomas** finished a 38-28 win at Tennessee as the NFL's single-season receptions leader, finishing the contest with 145 total grabs, which would be extended to 149 in the season-ending contest; **Dec. 29** - In the regular season-ending 42-10 win at Carolina, New Orleans finished with 13 wins for the fourth time in franchise history and the first time in back-to-back seasons.

2020 **Jan. 3** - A club-record six Saints were named to the AP All-Pro team. LB **Demario Davis**, PR **Deonte Harris**, WR **Michael Thomas** and T **Ryan Ramsey** were first-team selections, while special teamer **J.T. Gray** and DE **Cameron Jordan** were second-team. **Jan. 16** - With RB **Alvin Kamara** added to the Pro Bowl squad, New Orleans would have a franchise-record 11 players named to the league's all-star game; **Feb. 1** - **Thomas** won AP NFL Offensive Player of the Year. **March 16** - In the wake of the COVID-19 pandemic, Owner **Gayle Benson** established the Gayle Benson Community Assistance Fund with a \$1 million personal donation, partnering with the Greater New Orleans Foundation to help with contributions and distributions to nonprofits working to support those in the service and hospitality industry; **April 24** - Saints used the 24th

SAINTS TIMELINE

overall pick in the NFL draft to select Michigan G/C **Cesar Ruiz**; **Oct. 4** - Saints capture first road victory of the season with a 35-29 win at Detroit, as New Orleans rushed for 164 yards and **Kamara** tied the franchise-record by scoring a touchdown in six consecutive games; **Oct. 25** - Saints defeat Carolina 27-24, as they play in front of 3,000 fans, their first performance in front of a paid crowd in 2020; **Dec. 21** - Five Saints were Pro Bowl selections for their standout performances during the 2020 season; T **Terron Armstead**, **Kamara**, CB **Marshon Lattimore** and G **Andrus Peat**; **Dec. 25** - Saints make their Christmas debut with a 52-33 win over Minnesota that clinches their fourth straight NFC South title, as New Orleans and Kansas City were the only two teams to make the playoffs from 2017-20...The 2020 campaign also marked the first time the Saints ever made the postseason four years in a row...**Kamara** tied an NFL single-game record with six rushing touchdowns and six total touchdowns, the hallmark of a 22-carry, 155-yard performance where he set a career-best in rushing yards as well.

2021 **Jan. 10** - In an NFC Wild Card Playoff, the Saints defeat the Bears 21-9... Defensively, New Orleans set franchise records for fewest points allowed and fewest yards allowed in a postseason game, holding Chicago to nine points and 239 total net yards; **Jan. 17** - The Saints' season ends as the Buccaneers defeat them 30-20 in an NFC Divisional Playoff before 3,750 fans after holding a 20-13 third quarter lead; **March 14** - QB **Drew Brees** announces his retirement after a 20-year NFL playing career, the last 15 with New Orleans...**Brees**, whose record as a starter for the Saints was 151-94 (.616) in the regular season, was easily the winningest signal-caller in franchise history...**Brees** retires as the holder of virtually every passing record in club record books with his 15 years of service and 228 regular season starts for the Black and Gold, both the highest totals in the team's history...From 2006-20, **Brees** led the NFL with 68,010 passing yards, 491 touchdown passes, 8,742 attempts, 6,017 completions, a 68.8 completion percentage, 116 games with at least 300 yards passing, 16 with at least 400 and 518 completions of 25 yards or more..."After 20 years as a player in the NFL and 15 years as a Saint, it is time I retire from the game of football," said **Brees** in a statement thanking and praising the team's fans..."Each day I poured my heart and soul into being your Quarterback. Til' the very end, I exhausted myself to give everything I had to the Saints organization, my team and the great city of New Orleans. We shared some amazing moments together, many of which are emblazoned in our hearts and minds and will forever be a part of us. You have molded me, strengthened me, inspired me and given me a lifetime of memories. My goal for the last 15 years was striving to give you everything you had given to me and more"; **July 26** - The Saints and Caesars Entertainment announced the formation of a 20-year, exclusive naming rights partnership that rebrands New Orleans' iconic downtown stadium as the Caesars Superdome; **Sept 8** - Having spent nearly two weeks with the team's football operations having evacuated to Dallas-Fort Worth due to Hurricane Ida, the Saints step on their field for their first regular season practice in preparation for what would be a 38-3 win over the Green Bay Packers four days later, in a contest that was played at Jacksonville's TIAA Bank Field due to the destruction of the storm in New Orleans; **Sept. 14** - Turning their eyes in the recovery from Hurricane Ida to returning to the Caesars Superdome to host an Oct. 3 contest vs. the New York Giants, the club announced that following an initial \$1 million donation to the Saints Gulf Coast Renewal Fund by Owner **Gayle Benson**, over \$5 million had been donated to the fund to be disbursed to multiple nonprofits intimately involved in the rebuilding and recovery efforts following Ida; **Sept. 26** - The Saints defeated the New England Patriots, 28-13 at Gillette Stadium to improve to 2-1 and then returned home to New Orleans after spending a month in Dallas-Fort Worth for their base of operations due to Hurricane Ida...New Orleans held the Saturday pre-game walk-through at Harvard University. **Oct. 10** - New Orleans started what would be a three-game winning streak with a 33-22 victory at the Washington Football Team...the win marked the franchise's 400th victory (regular season and postseason combined); **Oct. 31** - New Orleans improved to 5-2 with a 36-27 win over defending Super Bowl champion Tampa Bay at the Caesars Superdome, during a seven game start that saw the team play only two of their first seven contests at their home stadium...in a contest where starting QB **Jameis Winston** suffered a season-ending knee injury in the second quarter, CB **P.J. Williams** sealed the win with a 40-yard interception return for a TD of QB **Tom Brady** with 1:24 left; **Dec. 2** - Former

SAINTS TIMELINE

Saints LB **Sam Mills** was inducted into the club's Ring of Honor posthumously at halftime of a Thursday night contest against the Dallas Cowboys; **Dec. 19** - With Head Coach **Sean Payton** testing positive for COVID-19 two days earlier, Defensive Coordinator **Dennis Allen** was entrusted to assume his duties, as the coaching staff and the players helped produce a 9-0 shutout of Tampa Bay on Sunday Night Football to sweep the season series; **Dec. 22** - For their 2021 season production, DB **J.T. Gray** (starter), DE **Cameron Jordan**, **Kamara** and CB **Marshon Lattimore** were selected to the Pro Bowl.

2022 **Jan. 25** - After guiding the Black and Gold to a 9-8 record and their fifth consecutive winning season despite the challenges brought forth by Hurricane Ida, injuries and numerous COVID-19-related absences, **Sean Payton** steps away as Saints head coach after posting a 161-97 record (regular season/postseason combined) in 16 seasons, departing as the franchise's winningest coach and tied for 22nd all-time in victories; **Feb. 8** - **Dennis Allen** was introduced as the 17th head coach of the Saints... **Allen** had served as defensive coordinator since 2015, with 12 seasons on New Orleans' staff in two separate stints; **Feb. 10** - **Sam Mills** was elected posthumously announced as a 2023 Pro Football Hall of Fame inductee...**Mills** played in 133 games for New Orleans from 1986-94 and recorded 934 tackles (723 solo), 10.5 sacks, four interceptions, 27 passes defended, 16 forced fumbles and 17 fumble recoveries...**Mills** was selected to the Saints Hall of Fame in 1998, the Louisiana Sports Hall of Fame in 2001, the club's All-50th team in 2016 and to the Ring of Honor in 2021; **Feb. 28** - The NFL announces the Saints will play a regular season game in London in 2022...When the Saints play the Minnesota Vikings on Oct. 2, it marked the third time New Orleans plays a regular season game overseas, all in London, this being the first time the club would play at Tottenham Hotspur Stadium; **April 12** - Team begins their first offseason strength and conditioning program under **Allen** with the Ochsner Sports Performance Center debuting new position meeting rooms; **April 28** - Holding two first round draft picks for the first time since 2017, the Saints selected Ohio State WR **Chris Olave** with the 11th overall pick and Northern Iowa T **Trevor Penning** with the 19th overall choice; **May 5** - The Saints signed free agent S **Tyrann Mathieu** to a three-year contract, bringing the three-time Pro Bowler, three-time AP All-Pro and Super Bowl champion back to his hometown; **May 11** - In a presentation at the Ochsner Sports Performance Center, Saints Owner **Gayle Benson** received *The New Orleans Times-Picayune* Loving Cup Award for 2021, which annually has been awarded to New Orleanians whose philanthropic efforts and community involvement soar above and beyond; **Sept. 11** - **Allen** had a successful debut as Saints head coach, with New Orleans pulling off a stunning 27-26 comeback victory over the Atlanta Falcons at Mercedes-Benz Stadium; **Oct. 30** - New Orleans pulls out a dominating 24-0 shutout of the Las Vegas Raiders, not allowing the Raiders to pass midfield until there was 2:19 remaining in the contest; **Nov. 27** - With a 27-20 win over the defending Super Bowl champion Los Angeles Rams at the Caesars Superdome, New Orleans records the franchise's 400th regular season victory; **Dec. 18** - The Saints swept Atlanta with a 21-18 victory, giving them a 54-53 all-time record against the opponent they have faced the most...TE **Juwan Johnson** totaled a season-high 67 yards on four catches with two touchdowns for the second time of the season, as he would lead the team with seven scoring grabs...TE **Taysom Hill** connected on a 68-yard touchdown pass to rookie WR/RS **Rashid Shaheed**, giving him (regular season and postseason combined) ten passing touchdowns, 21 rushing touchdowns and 11 receiving touchdowns, making him the first NFL player to reach double-digit touchdowns in all three categories since Frank Gifford...DE **Cameron Jordan** also played in his 200th career game (regular season and postseason combined), becoming the first defensive Saint to reach 200 appearances and only the fourth overall; **Dec. 24** - With a starting temperature of six degrees Fahrenheit, New Orleans' 17-10 win at Cleveland was the coldest starting temperature for a contest that the club ever took the field for in franchise history.

2023 **Jan. 1** - New Orleans was eliminated from the playoff chase due to other results, despite a 20-10 win over the eventual Super Bowl finalist Philadelphia Eagles at Lincoln Financial Field...Following a three-sack performance, DE **Cameron Jordan** (115.5) became the franchise's all-time sack leader as he earned NFC Defensive Player of the Week honors...With 8.5 sacks to finish the season, **Jordan** became the sixth player since sacks

SAINTS TIMELINE

became an official statistic in 1982 to record at least seven takedowns in 11 consecutive seasons; **Jan. 8** - Although New Orleans finished 7-10, the Black and Gold were ranked fifth in the NFL in total defense (314.8 net yards per game), finishing in the top ten in three consecutive seasons for only the third time in franchise history and for the first time since the 1991-93 campaigns..The Saints were also second against the pass (184.4 ypg.), tied for fifth in sacks (48), ranked sixth in opponent red zone touchdown percentage (50.0) and ninth in scoring defense (20.3 ppg.); **Jan. 29** - **Jordan** and LB **Demario Davis** represent the Saints at the Pro Bowl games in Las Vegas...It was **Jordan's** eighth selection, second in franchise history and **Davis's** first; **Feb. 6** - **Joe Woods** is hired as defensive coordinator... Woods arrived in New Orleans after serving in the same position with the Cleveland Browns from 2020-22. **March 6** - The Saints agreed to terms with free agent QB **Derek Carr** on a four-year contract; **April 27** - The Saints selected Clemson DT **Bryan Bresee** with their first round draft pick (29th overall) in the 2023 NFL Draft; **Sept. 10** - The Saints win their fifth season opener in a row, when they defeat the Tennessee Titans, 16-15 in the Caesars Superdome, as New Orleans did not surrender a touchdown; **Oct. 8** - The Saints dominated the Patriots in a 34-0 shutout to stop a two-game losing streak, the most lopsided loss New England experienced at Gillette Stadium...New Orleans allowed just 156 total net yards and S **Tyrann Mathieu** had a 27-yard interception return for a touchdown...RB **Alvin Kamara's** two-yard touchdown run made him the franchise all-time leader with 73 total touchdowns; **Dec. 10** - With New Orleans' 28-6 victory over the Carolina Panthers at the Caesars Superdome breaking a three-game losing streak, Saints Executive Vice President/General Manager **Mickey Loomis** became just the ninth person in the history of the NFL to oversee 200 regular season wins as the official acting General Manager...The contest was the third in which the Saints kept an opponent out of the end zone in 2023 and would do so for a fourth time in the following week's 24-6 win over the New York Giants...It was New Orleans' first series sweep of the Panthers since the 2020 season.

2024 **Jan. 7** - New Orleans defeated the Atlanta Falcons 48-17 at the Caesars Superdome in the season finale to finish 9-8, narrowly missing the postseason by a tiebreaker for both the division and a Wild Card spot, but winning four of their last five contests. New Orleans produced a 5-3 record at home and 4-5 mark on the road...Ranked eighth in the NFL in opponent points per game (19.2) and ninth in points per game (23.6), the Saints were one of five teams to finish in the top ten in both categories...New Orleans also proved adept at both forcing turnovers and taking care of the ball, improving from -11 in 2022 to +11 in 2023 in turnover ratio, tied for third in the league...in addition to finishing eighth in the NFL in scoring defense, New Orleans ranked first in opponent third down and short percentage (40.7) and passes defended (99), tied for third in interceptions (18), ranked fourth in opponent third down percentage (34.5) and tenth in pass defense (207.3 ypg.)... The club's special teams units also shined in 2023, ranking second overall in NFL writer Rick Gosselin's comprehensive special teams rankings...New Orleans finished in the top ten in 13 categories, either leading or sharing the lead in five of them and finishing second in two others; **Feb. 4** - Two Saints participated in the Pro Bowl Games in Orlando, Fla., LB **Demario Davis** with his second consecutive selection and WR/RS **Rashid Shaheed**, who was selected for the first time in his career at the return specialist position; **Feb. 14** - **Klint Kubiak** is hired as the team's offensive coordinator, succeeding **Pete Carmichael**... Kubiak joined the staff after serving as a passing game specialist with the NFC champion San Francisco 49ers in 2023...He joined the Saints with 14 years of coaching experience, including ten in the NFL and two as play-caller of his team; **Feb. 10** - Team hires **John Benton** as offensive line coach, **Rick Dennison** as senior offensive assistant, **Derrick Foster** as running backs coach, **Andrew Janocko** as quarterbacks coach, **DeNarius McGhee** as assistant wide receivers coach and **Keith Williams** as wide receivers coach; **March 29** - Team announces that they will hold 2024 training camp at University of California, Irvine, while the Ochsner Sports Performance Center undergoes an extensive renovation, featured by construction of a new cafeteria; **April 25** - With the club managing the NFL Draft from a brand new state-of-the-art draft room, the Saints select with the 14th overall pick Oregon State T **Taliese Fuaga**, who made 25 starts at right tackle in 39 career games and was a first-team All-American selection in 2023.

SEASON RESULTS (1967-69)

HOME GAMES IN BOLD CAPS - All attendance figures from 1990 - present are based on tickets distributed
 MN - Monday Night; SN - Sunday Night; TN - Thursday Night; FR - Friday; SAT - Saturday;
 THUR - Thursday

1967: 3-11 (4TH-CAPITOL)

		Head Coach: Tom Fears			
9/17	LOS ANGELES RAMS	TULANE STADIUM	L	13-27	80,879
9/24	WASHINGTON	TULANE STADIUM	L	10-30	74,937
10/1	CLEVELAND BROWNS	TULANE STADIUM	L	7-42	77,045
10/8	at New York Giants	Yankee Stadium	L	21-27	62,670
10/15	at Dallas Cowboys	Cotton Bowl	L	10-14	64,128
10/22	at San Francisco 49ers	Kezar Stadium	L	13-27	34,285
10/29	PITTSBURGH STEELERS	TULANE STADIUM	L	10-14	68,911
11/5	PHILADELPHIA EAGLES	TULANE STADIUM	W	31-24	59,596
11/12	DALLAS COWBOYS	TULANE STADIUM	L	10-27	83,437
11/19	at Philadelphia Eagles	Franklin Field	L	21-48	60,751
11/26	ATLANTA FALCONS	TULANE STADIUM	W	27-24	83,437
12/3	at St. Louis Cardinals	Busch Stadium	L	20-31	41,171
12/10	at Baltimore Colts	Memorial Stadium	L	10-30	60,238
12/17	at Washington	D.C. Stadium	W	30-14	50,486
				233-379	901,971

1968: 4-9-1 (3RD-CENTURY)

		Head Coach: Tom Fears			
9/15	CLEVELAND BROWNS	TULANE STADIUM	L	10-24	74,215
9/22	WASHINGTON	TULANE STADIUM	W	31-17	65,941
9/29	ST. LOUIS CARDINALS	TULANE STADIUM	L	20-21	79,021
10/6	at New York Giants	Yankee Stadium	L	21-38	60,967
10/13	MINNESOTA VIKINGS	TULANE STADIUM	W	20-17	71,105
10/20	at Pittsburgh Steelers	Pitt Stadium	W	16-12	32,303
10/27	at St. Louis Cardinals	Busch Stadium	L	17-31	45,476
11/3	DALLAS COWBOYS	TULANE STADIUM	L	3-17	84,728
11/10	at Cleveland Browns	Municipal Stadium	L	17-35	71,025
11/17	at Green Bay Packers (Milw.)	Milwaukee County Stadium	L	7-29	49,644
11/24	at Detroit Lions	Tiger Stadium	T	20-20	46,152
12/1	CHICAGO BEARS	TULANE STADIUM	L	17-23	78,285
12/8	at Philadelphia Eagles	Franklin Field	L	17-29	57,128
12/15	PITTSBURGH STEELERS	TULANE STADIUM	W	24-14	66,131
				246-327	882,121

1969: 5-9 (3RD-CAPITOL)

		Head Coach: Tom Fears			
9/21	WASHINGTON	TULANE STADIUM	L	20-26	73,147
9/28	DALLAS COWBOYS	TULANE STADIUM	L	17-21	79,567
10/5	at Los Angeles Rams	L.A. Memorial Coliseum	L	17-36	54,879
10/12	CLEVELAND BROWNS	TULANE STADIUM	L	17-27	71,274
10/19	BALTIMORE COLTS	TULANE STADIUM	L	10-30	80,636
10/26	at Philadelphia Eagles	Franklin Field	L	10-13	60,658
11/2	at St. Louis Cardinals	Busch Stadium	W	51-42	46,718
11/9	at Dallas Cowboys	Cotton Bowl	L	17-33	62,282
11/16	at New York Giants	Yankee Stadium	W	25-24	68,927
11/23	SAN FRANCISCO 49ERS	TULANE STADIUM	W	43-38	71,448
11/30	PHILADELPHIA EAGLES	TULANE STADIUM	W	26-17	72,805
12/7	at Atlanta Falcons	Atlanta Stadium	L	17-45	57,021
12/14	at Washington	R.F.K. Stadium	L	14-17	50,354
12/21	PITTSBURGH STEELERS	TULANE STADIUM	W	27-24	72,256
				311-393	921,972

SEASON RESULTS (1970-73)

1970: 2-11-1 (4TH-NFC WEST)

Head Coaches: Tom Fears (7 games, 1-5-1) & J.D. Roberts (7 games, 1-6)

9/20	ATLANTA FALCONS	TULANE STADIUM	L	3-14	77,042
9/27	at Minnesota Vikings	Metropolitan Stadium	L	0-26	47,900
10/4	NEW YORK GIANTS	TULANE STADIUM	W	14-10	69,126
10/11	at St. Louis Cardinals	Busch Stadium	L	17-24	45,294
10/18	at San Francisco 49ers	Kezar Stadium	T	20-20	39,446
10/25	at Atlanta Falcons	Atlanta Stadium	L	14-32	58,850
11/1	LOS ANGELES RAMS	TULANE STADIUM	L	17-30	77,861
11/8	DETROIT LIONS	TULANE STADIUM	W	19-17	66,910
11/15	at Miami Dolphins	Orange Bowl	L	10-21	42,866
11/22	DENVER BRONCOS	TULANE STADIUM	L	6-31	66,837
11/29	at Cincinnati Bengals	Riverfront Stadium	L	6-26	59,342
12/6	at Los Angeles Rams	L.A. Memorial Coliseum	L	16-34	66,410
12/13	SAN FRANCISCO 49ERS	TULANE STADIUM	L	27-38	61,940
12/20	CHICAGO BEARS	TULANE STADIUM	L	3-24	63,518
				172-347	843,342

1971: 4-8-2 (4TH-NFC WEST)

Head Coach: J.D. Roberts

9/19	LOS ANGELES RAMS	TULANE STADIUM	W	24-20	70,915
9/26	SAN FRANCISCO 49ERS	TULANE STADIUM	L	20-38	81,595
10/3	at Houston Oilers	Astrodome	T	13-13	47,966
10/10	at Chicago Bears	Soldier Field	L	14-35	55,049
10/17	DALLAS COWBOYS	TULANE STADIUM	W	24-14	83,088
10/24	at Atlanta Falcons	Atlanta Stadium	L	6-28	58,850
10/31	at Washington	R.F.K. Stadium	L	14-24	53,041
11/7	OAKLAND RAIDERS	TULANE STADIUM	T	21-21	83,102
11/14	at San Francisco 49ers	Candlestick Park	W	26-20	45,138
11/21	MINNESOTA VIKINGS	TULANE STADIUM	L	10-23	83,130
11/28	at Green Bay Packers (Milw.)	Milwaukee County Stadium	W	29-21	48,035
12/5	at Los Angeles Rams	L.A. Memorial Coliseum	L	28-45	73,610
12/12	CLEVELAND BROWNS	TULANE STADIUM	L	17-21	72,794
12/19	ATLANTA FALCONS	TULANE STADIUM	L	20-24	75,954
				266-347	932,267

1972: 2-11-1 (4TH-NFC WEST)

Head Coach: J.D. Roberts

9/17	at Los Angeles Rams	L.A. Memorial Coliseum	L	14-34	66,303
9/25	KANSAS CITY CHIEFS - MN	TULANE STADIUM	L	17-20	70,793
10/1	SAN FRANCISCO 49ERS	TULANE STADIUM	L	2-37	69,840
10/8	at New York Giants	Yankee Stadium	L	21-45	62,507
10/15	ATLANTA FALCONS	TULANE STADIUM	L	14-21	66,294
10/22	at San Francisco 49ers	Candlestick Park	T	20-20	59,167
10/29	PHILADELPHIA EAGLES	TULANE STADIUM	W	21-3	65,664
11/5	at Minnesota Vikings	Metropolitan Stadium	L	6-37	49,784
11/12	at Atlanta Falcons	Atlanta Stadium	L	20-36	58,850
11/19	at Detroit Lions	Tiger Stadium	L	14-27	53,752
11/26	LOS ANGELES RAMS	TULANE STADIUM	W	19-16	64,325
12/3	at New York Jets	Shea Stadium	L	17-18	62,496
12/10	NEW ENGLAND PATRIOTS	TULANE STADIUM	L	10-17	64,889
12/17	GREEN BAY PACKERS	TULANE STADIUM	L	20-30	65,881
				215-361	880,545

1973: 5-9 (3RD-NFC WEST)

Head Coach: John North

9/16	ATLANTA FALCONS	TULANE STADIUM	L	7-62	66,428
9/24	at Dallas Cowboys - MN	Texas Stadium	L	3-40	52,715

SEASON RESULTS (1973-76)

9/30	at Baltimore Colts	Memorial Stadium	L	10-14	52,293
10/7	CHICAGO BEARS	TULANE STADIUM	W	21-16	56,561
10/14	DETROIT LIONS	TULANE STADIUM	W	20-13	57,810
10/21	at San Francisco 49ers	Candlestick Park	L	0-40	52,881
10/28	WASHINGTON	TULANE STADIUM	W	19-3	66,315
11/4	BUFFALO BILLS	TULANE STADIUM	W	13-0	74,770
11/11	at Los Angeles Rams	L.A. Memorial Coliseum	L	7-29	70,358
11/18	at San Diego Chargers	San Diego Stadium	L	14-17	34,848
11/25	LOS ANGELES RAMS	TULANE STADIUM	L	13-24	67,192
12/2	at Green Bay Packers (Milw.)	Milwaukee County Stadium	L	10-30	46,092
12/9	SAN FRANCISCO 49ERS	TULANE STADIUM	W	16-10	62,490
12/16	at Atlanta Falcons	Atlanta-Fulton County Stadium	L	10-14	34,147
				163-312	794,900

1974: 5-9 (3RD-NFC WEST)

Head Coach: John North

9/15	SAN FRANCISCO 49ERS	TULANE STADIUM	L	13-17	65,071
9/22	at Los Angeles Rams	L.A. Memorial Coliseum	L	0-24	64,178
9/29	ATLANTA FALCONS	TULANE STADIUM	W	14-13	62,273
10/6	at Chicago Bears	Soldier Field	L	10-24	45,818
10/13	at Denver Broncos	Mile High Stadium	L	17-33	51,881
10/20	at Atlanta Falcons	Atlanta Stadium	W	13-3	47,217
10/27	PHILADELPHIA EAGLES	TULANE STADIUM	W	14-10	64,257
11/3	at Detroit Lions	Tiger Stadium	L	14-19	43,256
11/10	MIAMI DOLPHINS	TULANE STADIUM	L	0-21	74,289
11/17	LOS ANGELES RAMS	TULANE STADIUM	W	20-7	57,287
11/25	PITTSBURGH STEELERS - MN	TULANE STADIUM	L	7-28	71,907
12/1	at Minnesota Vikings	Metropolitan Stadium	L	9-29	44,202
12/8	ST. LOUIS CARDINALS	TULANE STADIUM	W	14-0	57,152
12/15	at San Francisco 49ers	Candlestick Park	L	21-35	40,418
				166-263	789,156

1975: 2-12 (4TH-NFC WEST)

Head Coaches: John North (6 games, 1-5) & Ernie Hefferle (8 games, 1-7)

9/21	at Washington	R.F.K. Stadium	L	3-41	54,414
9/28	CINCINNATI BENGALS	LOUISIANA SUPERDOME	L	0-21	52,531
10/5	at Atlanta Falcons	Atlanta Stadium	L	7-14	29,444
10/12	GREEN BAY PACKERS	LOUISIANA SUPERDOME	W	20-19	51,371
10/19	at San Francisco 49ers	Candlestick Park	L	21-35	39,990
10/26	at Los Angeles Rams	L.A. Memorial Coliseum	L	14-38	54,723
11/2	ATLANTA FALCONS	LOUISIANA SUPERDOME	W	23-7	49,342
11/9	at Oakland Raiders	Oakland Coliseum	L	10-48	51,267
11/16	MINNESOTA VIKINGS	LOUISIANA SUPERDOME	L	7-20	52,765
11/23	SAN FRANCISCO 49ERS	LOUISIANA SUPERDOME	L	6-16	40,328
11/30	at Cleveland Browns	Municipal Stadium	L	16-17	44,753
12/7	LOS ANGELES RAMS	LOUISIANA SUPERDOME	L	7-14	39,358
12/14	at New York Giants	Shea Stadium	L	14-28	40,150
12/21	CHICAGO BEARS	LOUISIANA SUPERDOME	L	17-42	33,371
				165-360	633,807

1976: 4-10 (3RD-NFC WEST)

HEAD COACH: Hank Stram

9/12	MINNESOTA VIKINGS	LOUISIANA SUPERDOME	L	9-40	58,156
9/19	DALLAS COWBOYS	LOUISIANA SUPERDOME	L	6-24	61,413
9/26	at Kansas City Chiefs	Arrowhead Stadium	W	27-17	53,918
10/3	HOUSTON OILERS	LOUISIANA SUPERDOME	L	26-31	51,973
10/10	ATLANTA FALCONS	LOUISIANA SUPERDOME	W	30-0	51,521
10/17	at San Francisco 49ers	Candlestick Park	L	3-33	43,160
10/24	LOS ANGELES RAMS	LOUISIANA SUPERDOME	L	10-16	51,984

SEASON RESULTS (1976-79)

10/31	at Atlanta Falcons	Atlanta-Fulton County Stadium	L	20-23	34,127
11/7	at Green Bay Packers (Milw.)	Milwaukee County Stadium	L	27-32	52,936
11/14	DETROIT LIONS	LOUISIANA SUPERDOME	W	17-16	42,048
11/21	at Seattle Seahawks	Kingdome	W	51-27	61,865
11/28	at Los Angeles Rams	L.A. Memorial Coliseum	L	14-33	54,906
12/5	at New England Patriots	Schaefer Stadium	L	6-27	53,592
12/12	SAN FRANCISCO 49ERS	LOUISIANA SUPERDOME	L	7-27	42,536
				253-346	714,135

1977: 3-11 (4TH-NFC WEST)

Head Coach: Hank Stram

9/18	GREEN BAY PACKERS	LOUISIANA SUPERDOME	L	20-24	56,250
9/25	at Detroit Lions	Silverdome	L	19-23	51,548
10/2	at Chicago Bears	Soldier Field	W	42-24	51,488
10/9	SAN DIEGO CHARGERS	LOUISIANA SUPERDOME	L	0-14	53,942
10/16	at Los Angeles Rams	L.A. Memorial Coliseum	L	7-14	46,045
10/23	at St. Louis Cardinals	Busch Stadium	L	31-49	48,417
10/30	LOS ANGELES RAMS	LOUISIANA SUPERDOME	W	27-26	59,023
11/6	at Philadelphia Eagles	Veterans Stadium	L	7-28	53,482
11/13	SAN FRANCISCO 49ERS	LOUISIANA SUPERDOME	L	7-10 OT	41,564
11/20	ATLANTA FALCONS	LOUISIANA SUPERDOME	W	21-20	43,135
11/27	at San Francisco 49ers	Candlestick Park	L	17-20	33,702
12/4	NEW YORK JETS	LOUISIANA SUPERDOME	L	13-16	40,464
12/11	TAMPA BAY BUCCANEERS	LOUISIANA SUPERDOME	L	14-33	40,124
12/18	at Atlanta Falcons	Atlanta-Fulton County Stadium	L	7-35	36,895
				232-336	656,079

1978: 7-9 (3RD-NFC WEST)

Head Coach: Dick Nolan

9/3	MINNESOTA VIKINGS	LOUISIANA SUPERDOME	W	31-24	54,187
9/10	at Green Bay Packers (Milw.)	Milwaukee County Stadium	L	17-28	54,336
9/17	PHILADELPHIA EAGLES	LOUISIANA SUPERDOME	L	17-24	49,242
9/24	at Cincinnati Bengals	Riverfront Stadium	W	20-18	40,455
10/1	LOS ANGELES RAMS	LOUISIANA SUPERDOME	L	20-26	61,659
10/8	CLEVELAND BROWNS	LOUISIANA SUPERDOME	L	16-24	50,158
10/15	at San Francisco 49ers	Candlestick Park	W	14-7	37,671
10/22	at Los Angeles Rams	L.A. Memorial Coliseum	W	10-3	47,574
10/29	NEW YORK GIANTS	LOUISIANA SUPERDOME	W	28-17	58,807
11/5	at Pittsburgh Steelers	Three Rivers Stadium	L	14-20	48,526
11/12	ATLANTA FALCONS	LOUISIANA SUPERDOME	L	17-20	70,323
11/19	at Dallas Cowboys	Texas Stadium	L	7-27	57,920
11/26	at Atlanta Falcons	Atlanta-Fulton County Stadium	L	17-20	55,521
12/3	SAN FRANCISCO 49ERS	LOUISIANA SUPERDOME	W	24-13	50,068
12/10	HOUSTON OILERS	LOUISIANA SUPERDOME	L	12-17	63,169
12/17	at Tampa Bay Buccaneers	Tampa Stadium	W	17-10	51,207
				281-298	850,823

1979: 8-8 (2ND-NFC WEST)

Head Coach: Dick Nolan

9/2	ATLANTA FALCONS	LOUISIANA SUPERDOME	L	34-40 OT	70,940
9/9	at Green Bay Packers (Milw.)	Milwaukee County Stadium	L	19-28	53,184
9/16	PHILADELPHIA EAGLES	LOUISIANA SUPERDOME	L	14-26	54,212
9/23	at San Francisco 49ers	Candlestick Park	W	30-21	39,727
9/30	NEW YORK GIANTS	LOUISIANA SUPERDOME	W	24-14	51,543
10/7	LOS ANGELES RAMS	LOUISIANA SUPERDOME	L	17-35	68,986
10/14	at Tampa Bay Buccaneers	Tampa Stadium	W	42-14	67,640
10/21	DETROIT LIONS	LOUISIANA SUPERDOME	W	17-7	57,428
10/28	at Washington	R.F.K. Stadium	W	14-10	52,133
11/4	at Denver Broncos	Mile High Stadium	L	3-10	74,482
11/11	SAN FRANCISCO 49ERS	LOUISIANA SUPERDOME	W	31-20	65,551

SEASON RESULTS (1979-82)

11/18	at Seattle Seahawks	Kingdome	L	24-38	60,055
11/25	at Atlanta Falcons	Atlanta-Fulton County Stadium	W	37-6	42,815
12/3	OAKLAND RAIDERS - MN	LOUISIANA SUPERDOME	L	35-42	65,541
12/9	SAN DIEGO CHARGERS	LOUISIANA SUPERDOME	L	0-35	61,059
12/16	at Los Angeles Rams	L.A. Memorial Coliseum	W	29-14	53,879
				370-360	939,175

1980: 1-15 (4TH-NFC WEST)

Head Coaches: Dick Nolan (12 games, 0-12) & Dick Stanfel (4 games, 1-3)

9/7	SAN FRANCISCO 49ERS	LOUISIANA SUPERDOME	L	23-26	58,621
9/14	at Chicago Bears	Soldier Field	L	3-22	62,523
9/21	BUFFALO BILLS	LOUISIANA SUPERDOME	L	26-35	51,154
9/28	at Miami Dolphins	Orange Bowl	L	16-21	40,946
10/5	ST. LOUIS CARDINALS	LOUISIANA SUPERDOME	L	7-40	45,388
10/12	at Detroit Lions	Silverdome	L	13-24	78,147
10/19	ATLANTA FALCONS	LOUISIANA SUPERDOME	L	14-41	62,651
10/26	at Washington	R.F.K. Stadium	L	14-22	51,375
11/2	at Los Angeles Rams	Anaheim Stadium	L	31-45	59,909
11/9	PHILADELPHIA EAGLES	LOUISIANA SUPERDOME	L	21-34	44,340
11/16	at Atlanta Falcons	Atlanta-Fulton County Stadium	L	13-31	53,871
11/24	LOS ANGELES RAMS - MN	LOUISIANA SUPERDOME	L	7-27	53,488
11/30	MINNESOTA VIKINGS	LOUISIANA SUPERDOME	L	20-23	30,936
12/7	at San Francisco 49ers	Candlestick Park	L	35-38 OT	37,949
12/14	at New York Jets	Shea Stadium	W	21-20	38,077
12/21	NEW ENGLAND PATRIOTS	LOUISIANA SUPERDOME	L	27-38	38,277
				291-487	807,652

1981: 4-12 (4TH-NFC WEST)

Head Coach: Bum Phillips

9/6	at Atlanta Falcons	Atlanta-Fulton County Stadium	L	0-27	57,406
9/13	LOS ANGELES RAMS	LOUISIANA SUPERDOME	W	23-17	62,063
9/20	at New York Giants	Giants Stadium	L	7-20	69,814
9/27	at San Francisco 49ers	Candlestick Park	L	14-21	44,433
10/4	PITTSBURGH STEELERS	LOUISIANA SUPERDOME	L	6-20	64,578
10/11	PHILADELPHIA EAGLES	LOUISIANA SUPERDOME	L	14-31	52,728
10/18	at Cleveland Browns	Municipal Stadium	L	17-20	76,059
10/25	CINCINNATI BENGALS	LOUISIANA SUPERDOME	W	17-7	46,336
11/1	ATLANTA FALCONS	LOUISIANA SUPERDOME	L	10-41	63,637
11/8	at Los Angeles Rams	Anaheim Stadium	W	21-13	61,068
11/15	at Minnesota Vikings	Metropolitan Stadium	L	10-20	45,215
11/22	at Houston Oilers	Astrodome	W	27-24	49,581
11/29	TAMPA BAY BUCCANEERS	LOUISIANA SUPERDOME	L	14-31	62,209
12/6	at St. Louis Cardinals	Busch Stadium	L	3-30	46,923
12/13	GREEN BAY PACKERS	LOUISIANA SUPERDOME	L	7-35	45,518
12/20	SAN FRANCISCO 49ERS	LOUISIANA SUPERDOME	L	17-21	43,639
				207-378	891,207

1982: 4-5 (9TH-NFC)

Head Coach: Bum Phillips

9/12	ST. LOUIS CARDINALS	LOUISIANA SUPERDOME	L	7-21	58,673
9/19	at Chicago Bears	Soldier Field	W	10-0	56,600
11/21	KANSAS CITY CHIEFS	LOUISIANA SUPERDOME	W	27-17	39,341
11/28	at San Francisco 49ers	Candlestick Park	W	23-20	51,611
12/5	TAMPA BAY BUCCANEERS	LOUISIANA SUPERDOME	L	10-13	61,709
12/12	at Atlanta Falcons	Atlanta-Fulton County Stadium	L	0-35	39,535
12/19	at Dallas Cowboys	Texas Stadium	L	7-21	64,506
12/26	WASHINGTON	LOUISIANA SUPERDOME	L	10-27	48,667
1/2	ATLANTA FALCONS	LOUISIANA SUPERDOME	W	35-6	47,336
				129-160	467,978

SEASON RESULTS (1983-85)

1983: 8-8 (3RD-NFC WEST)

		Head Coach: Bum Phillips			
9/4	ST. LOUIS CARDINALS	LOUISIANA SUPERDOME	W	28-17	60,430
9/11	at Los Angeles Rams	Anaheim Stadium	L	27-30	45,572
9/18	CHICAGO BEARS	LOUISIANA SUPERDOME	W	34-31 OT	64,692
9/25	at Dallas Cowboys	Texas Stadium	L	20-21	62,136
10/2	MIAMI DOLPHINS	LOUISIANA SUPERDOME	W	17-7	66,489
10/9	at Atlanta Falcons	Atlanta-Fulton County Stadium	W	19-17	51,654
10/16	SAN FRANCISCO 49ERS	LOUISIANA SUPERDOME	L	13-32	68,154
10/23	at Tampa Bay Buccaneers	Tampa Stadium	W	24-21	48,242
10/30	at Buffalo Bills	Rich Stadium	L	21-27	49,413
11/6	ATLANTA FALCONS	LOUISIANA SUPERDOME	W	27-10	67,062
11/13	at San Francisco 49ers	Candlestick Park	L	0-27	40,022
11/21	NEW YORK JETS - MN	LOUISIANA SUPERDOME	L	28-31	68,606
11/27	MINNESOTA VIKINGS	LOUISIANA SUPERDOME	W	17-16	59,502
12/4	at New England Patriots	Sullivan Stadium	L	0-7	24,579
12/11	at Philadelphia Eagles	Veterans Stadium	W	20-17 OT	45,182
12/18	LOS ANGELES RAMS	LOUISIANA SUPERDOME	L	24-26	70,148
				319-337	891,883

1984: 7-9 (3RD-NFC WEST)

		Head Coach: Bum Phillips			
9/2	ATLANTA FALCONS	LOUISIANA SUPERDOME	L	28-36	66,652
9/9	TAMPA BAY BUCCANEERS	LOUISIANA SUPERDOME	W	17-13	54,686
9/16	at San Francisco 49ers	Candlestick Park	L	20-30	57,611
9/23	ST. LOUIS CARDINALS	LOUISIANA SUPERDOME	W	34-24	58,723
9/30	at Houston Oilers	Astrodome	W	27-10	43,108
10/7	at Chicago Bears	Soldier Field	L	7-20	53,752
10/14	LOS ANGELES RAMS	LOUISIANA SUPERDOME	L	10-28	63,161
10/21	at Dallas Cowboys - SN	Texas Stadium	L	27-30 OT	50,966
10/28	at Cleveland Browns	Municipal Stadium	W	16-14	52,849
11/4	GREEN BAY PACKERS	LOUISIANA SUPERDOME	L	13-23	57,426
11/11	at Atlanta Falcons	Atlanta-Fulton County Stadium	W	17-13	40,590
11/19	PITTSBURGH STEELERS - MN	LOUISIANA SUPERDOME	W	27-24	66,005
11/25	SAN FRANCISCO 49ERS	LOUISIANA SUPERDOME	L	3-35	65,117
12/2	at Los Angeles Rams	Anaheim Stadium	L	21-34	49,348
12/9	CINCINNATI BENGALS	LOUISIANA SUPERDOME	L	21-24	40,855
12/15	at New York Giants	Giants Stadium	W	10-3	63,739
				298-361	884,588

1985: 5-11 (3RD-NFC WEST)

		Head Coaches: Bum Phillips (12 games, 4-8) & Wade Phillips (4 games, 1-3)			
9/8	KANSAS CITY CHIEFS	LOUISIANA SUPERDOME	L	27-47	57,760
9/15	at Denver Broncos	Mile High Stadium	L	23-34	74,488
9/22	TAMPA BAY BUCCANEERS	LOUISIANA SUPERDOME	W	20-13	45,320
9/29	at San Francisco 49ers	Candlestick Park	W	20-17	58,053
10/6	PHILADELPHIA EAGLES	LOUISIANA SUPERDOME	W	23-21	56,364
10/13	at Los Angeles Raiders	L.A. Memorial Coliseum	L	13-23	48,152
10/20	at Atlanta Falcons	Atlanta-Fulton County Stadium	L	24-31	44,784
10/27	NEW YORK GIANTS	LOUISIANA SUPERDOME	L	13-21	54,082
11/3	at Los Angeles Rams	Anaheim Stadium	L	10-28	49,030
11/10	SEATTLE SEAHAWKS	LOUISIANA SUPERDOME	L	3-27	47,365
11/17	at Green Bay Packers (Milw.)	Milwaukee County Stadium	L	13-38	52,104
11/24	at Minnesota Vikings	Metrodome	W	30-23	54,117
12/1	LOS ANGELES RAMS	LOUISIANA SUPERDOME	W	29-3	44,122
12/8	at St. Louis Cardinals	Busch Stadium	L	16-28	29,527
12/15	SAN FRANCISCO 49ERS	LOUISIANA SUPERDOME	L	19-31	46,065
12/22	ATLANTA FALCONS	LOUISIANA SUPERDOME	L	10-16	37,717
				294-401	799,410

SEASON RESULTS (1986-88)

1986: 7-9 (4TH-NFC WEST)

		Head Coach: Jim Mora			
9/7	ATLANTA FALCONS	LOUISIANA SUPERDOME	L	10-31	67,950
9/14	GREEN BAY PACKERS	LOUISIANA SUPERDOME	W	24-10	46,383
9/21	at San Francisco 49ers	Candlestick Park	L	17-26	58,297
9/28	at New York Giants	Giants Stadium	L	17-20	72,769
10/5	WASHINGTON	LOUISIANA SUPERDOME	L	6-14	57,378
10/12	at Indianapolis Colts	Hoosier Dome	W	17-14	53,512
10/19	TAMPA BAY BUCCANEERS	LOUISIANA SUPERDOME	W	38-7	43,355
10/26	at New York Jets	Giants Stadium	L	23-28	44,246
11/2	SAN FRANCISCO 49ERS	LOUISIANA SUPERDOME	W	23-10	53,234
11/9	LOS ANGELES RAMS	LOUISIANA SUPERDOME	W	6-0	62,352
11/16	at St. Louis Cardinals	Busch Stadium	W	16-7	32,069
11/23	at Los Angeles Rams	Anaheim Stadium	L	13-26	58,600
11/30	NEW ENGLAND PATRIOTS	LOUISIANA SUPERDOME	L	20-21	58,259
12/7	MIAMI DOLPHINS	LOUISIANA SUPERDOME	L	27-31	64,761
12/14	at Atlanta Falcons	Atlanta-Fulton County Stadium	W	14-9	39,994
12/21	at Minnesota Vikings	Metrodome	L	17-33	51,209
				288-287	864,368

1987: 12-3 (2ND-NFC WEST)

		Head Coach: Jim Mora			
9/13	CLEVELAND BROWNS	LOUISIANA SUPERDOME	W	28-21	59,900
9/20	at Philadelphia Eagles	Veterans Stadium	L	17-27	57,485
10/4	LOS ANGELES RAMS	LOUISIANA SUPERDOME	W	37-10	29,745
10/11	at St. Louis Cardinals	Busch Stadium	L	19-24	11,795
10/18	at Chicago Bears	Soldier Field	W	19-17	46,813
10/25	SAN FRANCISCO 49ERS	LOUISIANA SUPERDOME	L	22-24	60,497
11/1	at Atlanta Falcons	Atlanta-Fulton County Stadium	W	38-0	42,196
11/8	at Los Angeles Rams	Anaheim Stadium	W	31-14	43,379
11/15	at San Francisco 49ers	Candlestick Park	W	26-24	60,436
11/22	NEW YORK GIANTS	LOUISIANA SUPERDOME	W	23-14	67,639
11/29	at Pittsburgh Steelers	Three Rivers Stadium	W	20-16	47,896
12/6	TAMPA BAY BUCCANEERS	LOUISIANA SUPERDOME	W	44-34	66,471
12/13	HOUSTON OILERS	LOUISIANA SUPERDOME	W	24-10	68,257
12/20	at Cincinnati Bengals	Riverfront Stadium	W	41-24	43,424
12/27	GREEN BAY PACKERS	LOUISIANA SUPERDOME	W	33-24	68,364
				422-283	774,297
		NFC Wild Card Playoff			
1/3	MINNESOTA VIKINGS	LOUISIANA SUPERDOME	L	10-44	68,127

1988: 10-6 (3RD-NFC WEST)

		Head Coach: Jim Mora			
9/4	SAN FRANCISCO 49ERS	LOUISIANA SUPERDOME	L	33-34	66,357
9/11	at Atlanta Falcons	Atlanta-Fulton County Stadium	W	29-21	48,901
9/18	at Detroit Lions	Silverdome	W	22-14	32,943
9/25	TAMPA BAY BUCCANEERS	LOUISIANA SUPERDOME	W	13-9	66,671
10/3	DALLAS COWBOYS - MN	LOUISIANA SUPERDOME	W	20-17	68,474
10/9	at San Diego Chargers	Jack Murphy Stadium	W	23-17	42,693
10/16	at Seattle Seahawks	Kingdome	W	20-19	63,569
10/23	LOS ANGELES RAIDERS	LOUISIANA SUPERDOME	W	20-6	66,249
10/30	LOS ANGELES RAMS	LOUISIANA SUPERDOME	L	10-12	68,238
11/6	at Washington	R.F.K. Stadium	L	24-27	54,183
11/13	at Los Angeles Rams	Anaheim Stadium	W	14-10	63,305
11/20	DENVER BRONCOS	LOUISIANA SUPERDOME	W	42-0	68,075
11/27	NEW YORK GIANTS - SN	LOUISIANA SUPERDOME	L	12-13	66,526
12/4	at Minnesota Vikings	Metrodome	L	3-45	61,215
12/11	at San Francisco 49ers	Candlestick Park	L	17-30	62,977
12/18	ATLANTA FALCONS	LOUISIANA SUPERDOME	W	10-9	60,566
				312-283	960,942

SEASON RESULTS (1989-91)

1989: 9-7 (3RD-NFC WEST)

		Head Coach: Jim Mora				
9/10	DALLAS COWBOYS	LOUISIANA SUPERDOME	W	28-0	66,977	
9/17	at Green Bay Packers	Lambeau Field	L	34-35	55,809	
9/24	at Tampa Bay Buccaneers	Tampa Stadium	L	10-20	44,053	
10/1	WASHINGTON	LOUISIANA SUPERDOME	L	14-16	64,358	
10/8	SAN FRANCISCO 49ERS	LOUISIANA SUPERDOME	L	20-24	60,488	
10/15	NEW YORK JETS	LOUISIANA SUPERDOME	W	29-14	59,521	
10/22	at Los Angeles Rams	Anaheim Stadium	W	40-21	57,567	
10/29	ATLANTA FALCONS	LOUISIANA SUPERDOME	W	20-13	65,153	
11/6	at San Francisco 49ers - MN	Candlestick Park	L	13-31	60,667	
11/12	at New England Patriots	Sullivan Stadium	W	28-24	47,680	
11/19	at Atlanta Falcons	Atlanta-Fulton County Stadium	W	26-17	53,173	
11/26	LOS ANGELES RAMS - SN	LOUISIANA SUPERDOME	L	17-20	OT 64,274	
12/3	at Detroit Lions	Silverdome	L	14-21	38,550	
12/10	at Buffalo Bills	Rich Stadium	W	22-19	70,037	
12/18	PHILADELPHIA EAGLES - MN	LOUISIANA SUPERDOME	W	30-20	59,218	
12/24	INDIANAPOLIS COLTS	LOUISIANA SUPERDOME	W	41-6	49,009	
				386-301	916,534	

1990: 8-8 (2ND-NFC WEST)

		Head Coach: Jim Mora				
9/10	SAN FRANCISCO 49ERS - MN	LOUISIANA SUPERDOME	L	12-13	68,629	
9/16	at Minnesota Vikings	Metrodome	L	3-32	56,272	
9/23	PHOENIX CARDINALS	LOUISIANA SUPERDOME	W	28-7	61,110	
10/7	at Atlanta Falcons	Atlanta-Fulton County Stadium	L	27-28	57,401	
10/14	CLEVELAND BROWNS	LOUISIANA SUPERDOME	W	25-20	68,608	
10/21	at Houston Oilers	Astrodome	L	10-23	57,908	
10/28	DETROIT LIONS	LOUISIANA SUPERDOME	L	10-27	64,368	
11/4	at Cincinnati Bengals	Riverfront Stadium	W	21-7	60,067	
11/11	TAMPA BAY BUCCANEERS	LOUISIANA SUPERDOME	W	35-7	67,865	
11/18	at Washington	R.F.K. Stadium	L	17-31	52,573	
11/25	ATLANTA FALCONS	LOUISIANA SUPERDOME	W	10-7	68,629	
12/2	at Dallas Cowboys	Texas Stadium	L	13-17	60,087	
12/9	at Los Angeles Rams	Anaheim Stadium	W	24-20	56,864	
12/16	PITTSBURGH STEELERS	LOUISIANA SUPERDOME	L	6-9	68,582	
12/23	at San Francisco 49ers	Candlestick Park	W	13-10	60,112	
12/31	LOS ANGELES RAMS - MN	LOUISIANA SUPERDOME	W	20-17	68,647	
				274-275	997,722	
		NFC Wild Card Playoff				
1/6	at Chicago Bears	Soldier Field	L	6-16	60,767	

1991: 11-5 (1ST-NFC WEST)

		Head Coach: Jim Mora				
9/1	SEATTLE SEAHAWKS	LOUISIANA SUPERDOME	W	27-24	68,492	
9/8	at Kansas City Chiefs	Arrowhead Stadium	W	17-10	74,816	
9/15	LOS ANGELES RAMS - SN	LOUISIANA SUPERDOME	W	24-7	68,583	
9/22	MINNESOTA VIKINGS	LOUISIANA SUPERDOME	W	26-0	68,591	
9/29	at Atlanta Falcons	Atlanta-Fulton County Stadium	W	27-6	56,556	
10/13	at Philadelphia Eagles	Veterans Stadium	W	13-6	64,224	
10/20	TAMPA BAY BUCCANEERS	LOUISIANA SUPERDOME	W	23-7	68,591	
10/27	CHICAGO BEARS	LOUISIANA SUPERDOME	L	17-20	68,591	
11/3	at Los Angeles Rams	Anaheim Stadium	W	24-17	58,713	
11/10	SAN FRANCISCO 49ERS	LOUISIANA SUPERDOME	W	10-3	68,591	
11/17	at San Diego Chargers	Jack Murphy Stadium	L	21-24	48,420	
11/24	ATLANTA FALCONS - SN	LOUISIANA SUPERDOME	L	20-23	OT 68,591	
12/1	at San Francisco 49ers	Candlestick Park	L	24-38	62,092	
12/8	at Dallas Cowboys	Texas Stadium	L	14-23	64,530	
12/16	LOS ANGELES RAIDERS - MN	LOUISIANA SUPERDOME	W	27-0	68,625	
12/22	at Phoenix Cardinals	Sun Devil Stadium	W	27-3	30,928	

SEASON RESULTS (1991-94)

		NFC Wild Card Playoff		341-211	1,008,934
12/28	ATLANTA FALCONS - SAT	LOUISIANA SUPERDOME	L	20-27	68,794

1992: 12-4 (2ND-NFC WEST)

		Head Coach: Jim Mora			
9/6	at Philadelphia Eagles	Veterans Stadium	L	13-15	63,513
9/13	CHICAGO BEARS	LOUISIANA SUPERDOME	W	28-6	68,591
9/20	at Atlanta Falcons	Georgia Dome	W	10-7	67,328
9/27	SAN FRANCISCO 49ERS - SN	LOUISIANA SUPERDOME	L	10-16	68,591
10/4	at Detroit Lions	Silverdome	W	13-7	66,971
10/11	LOS ANGELES RAMS - SN	LOUISIANA SUPERDOME	W	13-10	68,591
10/18	at Phoenix Cardinals	Sun Devil Stadium	W	30-21	27,735
11/1	TAMPA BAY BUCCANEERS	LOUISIANA SUPERDOME	W	23-21	68,591
11/8	at New England Patriots	Foxboro Stadium	W	31-14	45,413
11/15	at San Francisco 49ers	Candlestick Park	L	20-21	64,895
11/23	WASHINGTON - MN	LOUISIANA SUPERDOME	W	20-3	68,591
11/29	MIAMI DOLPHINS	LOUISIANA SUPERDOME	W	24-13	68,591
12/3	ATLANTA FALCONS - TN	LOUISIANA SUPERDOME	W	22-14	68,591
12/13	at Los Angeles Rams	Anaheim Stadium	W	37-14	47,355
12/20	BUFFALO BILLS	LOUISIANA SUPERDOME	L	16-20	68,591
12/26	at New York Jets - SAT	Giants Stadium	W	20-0	45,614
				330-202	977,552
		NFC Wild Card Playoff			
1/3	PHILADELPHIA EAGLES	LOUISIANA SUPERDOME	L	20-36	68,893

1993: 8-8 (2ND-NFC WEST)

		Head Coach: Jim Mora			
9/5	HOUSTON OILERS - SN	LOUISIANA SUPERDOME	W	33-21	69,029
9/12	at Atlanta Falcons	Georgia Dome	W	34-31	64,287
9/19	DETROIT LIONS	LOUISIANA SUPERDOME	W	14-3	69,039
9/26	SAN FRANCISCO 49ERS	LOUISIANA SUPERDOME	W	16-13	69,041
10/3	at Los Angeles Rams	Anaheim Stadium	W	37-6	50,709
10/17	at Pittsburgh Steelers	Three Rivers Stadium	L	14-37	56,056
10/24	ATLANTA FALCONS	LOUISIANA SUPERDOME	L	15-26	69,043
10/31	at Phoenix Cardinals	Sun Devil Stadium	W	20-17	36,778
11/14	GREEN BAY PACKERS	LOUISIANA SUPERDOME	L	17-19	69,043
11/22	at San Francisco 49ers - MN	Candlestick Park	L	7-42	66,500
11/28	at Minnesota Vikings	Metrodome	W	17-14	53,030
12/5	at Cleveland Browns	Municipal Stadium	L	13-17	60,388
12/12	LOS ANGELES RAMS	LOUISIANA SUPERDOME	L	20-23	69,033
12/20	NEW YORK GIANTS - MN	LOUISIANA SUPERDOME	L	14-24	69,036
12/26	at Philadelphia Eagles	Veterans Stadium	L	26-37	50,085
1/2	CINCINNATI BENGALS	LOUISIANA SUPERDOME	W	20-13	58,036
				317-343	979,133

1994: 7-9 (2ND-NFC WEST)

		Head Coach: Jim Mora			
9/4	KANSAS CITY CHIEFS	LOUISIANA SUPERDOME	L	17-30	69,362
9/11	WASHINGTON	LOUISIANA SUPERDOME	L	24-38	58,049
9/18	at Tampa Bay Buccaneers	Tampa Stadium	W	9-7	45,522
9/25	at San Francisco 49ers	Candlestick Park	L	13-24	63,971
10/2	NEW YORK GIANTS	LOUISIANA SUPERDOME	W	27-22	55,076
10/9	at Chicago Bears	Soldier Field	L	7-17	63,822
10/16	SAN DIEGO CHARGERS	LOUISIANA SUPERDOME	L	22-36	50,565
10/23	LOS ANGELES RAMS	LOUISIANA SUPERDOME	W	37-34	47,908
11/6	at Minnesota Vikings	Metrodome	L	20-21	57,564
11/13	ATLANTA FALCONS	LOUISIANA SUPERDOME	W	33-32	60,313
11/20	at Los Angeles Raiders	L.A. Memorial Coliseum	L	19-24	41,722
11/28	SAN FRANCISCO 49ERS - MN	LOUISIANA SUPERDOME	L	14-35	61,304

SEASON RESULTS (1994-97)

12/4	at Los Angeles Rams	Anaheim Stadium	W	31-15	34,960
12/11	at Atlanta Falcons - SN	Georgia Dome	W	29-20	61,307
12/19	DALLAS COWBOYS - MN	LOUISIANA SUPERDOME	L	16-24	67,323
12/24	at Denver Broncos - SAT	Mile High Stadium	W	30-28	64,445
				348-407	903,213

1995: 7-9 (5TH-NFC WEST)

Head Coach: Jim Mora

9/3	SAN FRANCISCO 49ERS	LOUISIANA SUPERDOME	L	22-24	66,627
9/10	at St. Louis Rams	Busch Stadium	L	13-17	59,335
9/17	ATLANTA FALCONS	LOUISIANA SUPERDOME	L	24-27	57,442
9/24	at New York Giants	Giants Stadium	W	29-45	72,619
10/1	PHILADELPHIA EAGLES	LOUISIANA SUPERDOME	L	10-15	43,938
10/15	MIAMI DOLPHINS	LOUISIANA SUPERDOME	W	33-30	55,628
10/22	at Carolina Panthers	Clemson Memorial Stadium	L	3-20	55,484
10/29	at San Francisco 49ers	3Com Park	W	11-7	65,272
11/5	ST. LOUIS RAMS	LOUISIANA SUPERDOME	W	19-10	43,120
11/12	INDIANAPOLIS COLTS	LOUISIANA SUPERDOME	W	17-14	44,122
11/19	at Minnesota Vikings	Metrodome	L	24-43	58,108
11/26	CAROLINA PANTHERS - SN	LOUISIANA SUPERDOME	W	34-26	39,580
12/3	at New England Patriots	Foxboro Stadium	W	31-17	59,876
12/10	at Atlanta Falcons	Georgia Dome	L	14-19	54,603
12/16	GREEN BAY PACKERS - SAT	LOUISIANA SUPERDOME	L	23-34	50,132
12/24	at New York Jets	Giants Stadium	W	12-0	28,885
				319-348	854,771

1996: 3-13 (5TH-NFC WEST)

Head Coaches: Jim Mora (8 games, 2-6) & Rick Venturi (8 games, 1-7)

9/1	at San Francisco 49ers	3Com Park	L	11-27	63,970
9/8	CAROLINA PANTHERS	LOUISIANA SUPERDOME	L	20-22	43,288
9/15	at Cincinnati Bengals	Riverfront Stadium	L	15-30	45,412
9/22	ARIZONA CARDINALS	LOUISIANA SUPERDOME	L	14-28	34,316
9/29	at Baltimore Ravens	Memorial Stadium	L	10-17	61,063
10/6	JACKSONVILLE JAGUARS	LOUISIANA SUPERDOME	W	17-13	34,231
10/13	CHICAGO BEARS	LOUISIANA SUPERDOME	W	27-24	43,512
10/20	at Carolina Panthers	Ericsson Stadium	L	7-19	70,888
11/3	SAN FRANCISCO 49ERS - SN	LOUISIANA SUPERDOME	L	17-24	53,297
11/10	HOUSTON OILERS	LOUISIANA SUPERDOME	L	14-31	34,121
11/17	at Atlanta Falcons	Georgia Dome	L	15-17	43,119
11/24	at Tampa Bay Buccaneers	Houlihan's Stadium	L	7-13	40,203
12/1	ST. LOUIS RAMS	LOUISIANA SUPERDOME	L	10-26	26,310
12/8	ATLANTA FALCONS	LOUISIANA SUPERDOME	L	15-31	32,923
12/15	at New York Giants	Giants Stadium	W	17- 3	52,530
12/21	at St. Louis Rams	Trans World Dome	L	13-14	57,681
				229-339	736,864

1997: 6-10 (4TH-NFC WEST)

Head Coach: Mike Ditka

8/31	at St. Louis Rams	Trans World Dome	L	24-38	64,575
9/7	SAN DIEGO CHARGERS	LOUISIANA SUPERDOME	L	6-20	65,760
9/14	at San Francisco 49ers	3Com Park	L	7-33	61,838
9/21	DETROIT LIONS	LOUISIANA SUPERDOME	W	35-17	50,016
9/28	at New York Giants	Giants Stadium	L	9-14	68,891
10/5	at Chicago Bears - SN	Soldier Field	W	20-17	58,865
10/12	ATLANTA FALCONS	LOUISIANA SUPERDOME	L	17-23	65,619
10/19	CAROLINA PANTHERS	LOUISIANA SUPERDOME	L	0-13	50,963
10/26	SAN FRANCISCO 49ERS	LOUISIANA SUPERDOME	L	0-23	60,443
11/9	at Oakland Raiders	Oakland Coliseum	W	13-10	40,091
11/16	SEATTLE SEAHAWKS	LOUISIANA SUPERDOME	W	20-17	50,493
11/23	at Atlanta Falcons	Georgia Dome	L	3-20	48,620

SEASON RESULTS (1997-00)

11/30	at Carolina Panthers	Ericsson Stadium	W	16-13	57,957
12/7	ST. LOUIS RAMS	LOUISIANA SUPERDOME	L	27-34	54,803
12/14	ARIZONA CARDINALS	LOUISIANA SUPERDOME	W	27-10	45,517
12/21	at Kansas City Chiefs	Arrowhead Stadium	L	13-25	66,772
				237-327	911,223

1998: 6-10 (3RD-NFC WEST)

Head Coach: Mike Ditka

9/6	at St. Louis Rams	Trans World Dome	W	24-17	56,943
9/13	CAROLINA PANTHERS	LOUISIANA SUPERDOME	W	19-14	51,915
9/27	at Indianapolis Colts	RCA Dome	W	19-13	OT 48,480
10/4	NEW ENGLAND PATRIOTS	LOUISIANA SUPERDOME	L	27-30	56,172
10/11	SAN FRANCISCO 49ERS	LOUISIANA SUPERDOME	L	0-31	62,811
10/18	at Atlanta Falcons	Georgia Dome	L	23-31	60,774
10/25	TAMPA BAY BUCCANEERS	LOUISIANA SUPERDOME	W	9-3	52,695
11/1	at Carolina Panthers	Ericsson Stadium	L	17-31	62,514
11/8	at Minnesota Vikings	Metrodome	L	24-31	63,779
11/15	ST. LOUIS RAMS	LOUISIANA SUPERDOME	W	24-3	46,430
11/22	at San Francisco 49ers - SN	3Com Park	L	20-31	68,429
11/29	at Miami Dolphins	Pro Player Stadium	L	10-30	73,216
12/6	DALLAS COWBOYS	LOUISIANA SUPERDOME	W	22-3	65,065
12/13	ATLANTA FALCONS	LOUISIANA SUPERDOME	L	17-27	61,678
12/20	at Arizona Cardinals	Sun Devil Stadium	L	17-19	51,617
12/27	BUFFALO BILLS	LOUISIANA SUPERDOME	L	33-45	39,707
				305-359	922,225

1999: 3-13 (5TH-NFC WEST)

Head Coach: Mike Ditka

9/12	CAROLINA PANTHERS	LOUISIANA SUPERDOME	W	19-10	58,166
9/19	at San Francisco 49ers	3Com Park	L	21-28	67,685
10/3	at Chicago Bears	Soldier Field	L	10-14	66,944
10/10	ATLANTA FALCONS	LOUISIANA SUPERDOME	L	17-20	57,289
10/17	TENNESSEE TITANS	LOUISIANA SUPERDOME	L	21-24	51,875
10/24	at New York Giants	Giants Stadium	L	3-31	77,982
10/31	CLEVELAND BROWNS	LOUISIANA SUPERDOME	L	16-21	48,817
11/7	TAMPA BAY BUCCANEERS	LOUISIANA SUPERDOME	L	16-31	47,129
11/14	SAN FRANCISCO 49ERS	LOUISIANA SUPERDOME	W	24-6	52,198
11/21	at Jacksonville Jaguars - SN	ALLTEL Stadium	L	23-41	69,772
11/28	at St. Louis Rams	Trans World Dome	L	12-43	65,864
12/5	at Atlanta Falcons	Georgia Dome	L	12-35	62,568
12/12	ST. LOUIS RAMS	LOUISIANA SUPERDOME	L	14-30	46,838
12/19	at Baltimore Ravens	PSINet Stadium	L	8-31	67,597
12/24	DALLAS COWBOYS - FR	LOUISIANA SUPERDOME	W	31-24	47,835
1/2	at Carolina Panthers	Ericsson Stadium	L	13-45	56,929
				260-434	945,488

2000: 10-6 (1ST-NFC WEST)

Head Coach: Jim Haslett

9/3	DETROIT LIONS	LOUISIANA SUPERDOME	L	10-14	64,900
9/10	at San Diego Chargers	Qualcomm Stadium	W	28-27	51,300
9/17	at Seattle Seahawks	Husky Stadium	L	10-20	59,513
9/24	PHILADELPHIA EAGLES	LOUISIANA SUPERDOME	L	7-21	64,900
10/8	at Chicago Bears	Soldier Field	W	31-10	66,944
10/15	CAROLINA PANTHERS	LOUISIANA SUPERDOME	W	24-6	50,015
10/22	at Atlanta Falcons	Georgia Dome	W	21-19	56,508
10/29	at Arizona Cardinals	Sun Devil Stadium	W	21-10	35,016
11/5	SAN FRANCISCO 49ERS	LOUISIANA SUPERDOME	W	31-15	64,900
11/12	at Carolina Panthers	Ericsson Stadium	W	20-10	72,981
11/19	OAKLAND RAIDERS	LOUISIANA SUPERDOME	L	22-31	64,900
11/26	at St. Louis Rams	Trans World Dome	W	31-24	66,064

SEASON RESULTS (2000-03)

12/3	DENVER BRONCOS	LOUISIANA SUPERDOME	L	23-38	64,900
12/10	at San Francisco 49ers	3Com Park	W	31-27	67,892
12/17	ATLANTA FALCONS	LOUISIANA SUPERDOME	W	23-7	64,900
12/24	ST. LOUIS RAMS	LOUISIANA SUPERDOME	L	21-26	64,900
				354-305	980,533
		NFC Wild Card Playoff			
12/30	ST. LOUIS RAMS - SAT	LOUISIANA SUPERDOME	W	31-28	64,900
		NFC Divisional Playoff			
1/6	at Minnesota Vikings - SAT	Metrodome	L	16-34	63,881

2001: 7-9 (3RD-NFC WEST)

Head Coach: Jim Haslett

9/9	at Buffalo Bills	Ralph Wilson Stadium	W	24-6	71,447
9/30	at New York Giants	Giants Stadium	L	13-21	78,451
10/7	MINNESOTA VIKINGS	LOUISIANA SUPERDOME	W	28-15	70,020
10/14	at Carolina Panthers	Ericsson Stadium	W	27-25	72,049
10/21	ATLANTA FALCONS	LOUISIANA SUPERDOME	L	13-20	70,020
10/28	at St. Louis Rams	Dome at America's Center	W	34-31	66,189
11/4	NEW YORK JETS - SN	LOUISIANA SUPERDOME	L	9-16	70,020
11/11	at San Francisco 49ers	3Com Park	L	27-28	68,083
11/18	INDIANAPOLIS COLTS	LOUISIANA SUPERDOME	W	34-20	70,020
11/25	at New England Patriots	Foxboro Stadium	L	17-34	60,292
12/2	CAROLINA PANTHERS	LOUISIANA SUPERDOME	W	27-23	70,020
12/9	at Atlanta Falcons	Georgia Dome	W	28-10	68,826
12/17	ST. LOUIS RAMS - MN	LOUISIANA SUPERDOME	L	21-34	70,332
12/23	at Tampa Bay Buccaneers	Raymond James Stadium	L	18-48	65,526
12/30	WASHINGTON - SN	LOUISIANA SUPERDOME	L	10-40	70,020
1/6	SAN FRANCISCO 49ERS	LOUISIANA SUPERDOME	L	0-38	70,020
				333-409	1,111,335

2002: 9-7 (3RD-NFC SOUTH)

Head Coach: Jim Haslett

9/8	at Tampa Bay Buccaneers	Raymond James Stadium	W	26-20 OT	65,554
9/15	GREEN BAY PACKERS	LOUISIANA SUPERDOME	W	35-20	67,958
9/22	at Chicago Bears	Memorial Stadium	W	29-23	63,216
9/29	at Detroit Lions	Ford Field	L	21-26	60,023
10/6	PITTSBURGH STEELERS	LOUISIANA SUPERDOME	W	32-29	67,734
10/13	at Washington	FedExField	W	43-27	80,768
10/20	SAN FRANCISCO 49ERS	LOUISIANA SUPERDOME	W	35-27	67,903
10/27	ATLANTA FALCONS	LOUISIANA SUPERDOME	L	35-37	67,883
11/10	at Carolina Panthers	Ericsson Stadium	W	34-24	72,566
11/17	at Atlanta Falcons	Georgia Dome	L	17-24	70,382
11/24	CLEVELAND BROWNS	LOUISIANA SUPERDOME	L	15-24	68,295
12/1	TAMPA BAY BUCCANEERS - SN	LOUISIANA SUPERDOME	W	23-20	68,226
12/8	at Baltimore Ravens	Ravens Stadium	W	37-25	69,334
12/15	MINNESOTA VIKINGS	LOUISIANA SUPERDOME	L	31-32	67,851
12/22	at Cincinnati Bengals	Paul Brown Stadium	L	13-20	43,544
12/29	CAROLINA PANTHERS	LOUISIANA SUPERDOME	L	6-10	66,946
				432-388	1,068,183

2003: 8-8 (2ND-NFC SOUTH)

Head Coach: Jim Haslett

9/7	at Seattle Seahawks	Seahawks Stadium	L	10-27	52,250
9/14	HOUSTON TEXANS	LOUISIANA SUPERDOME	W	31-10	68,390
9/21	at Tennessee Titans	The Coliseum	L	12-27	68,809
9/28	INDIANAPOLIS COLTS - SN	LOUISIANA SUPERDOME	L	21-55	70,020
10/5	at Carolina Panthers	Ericsson Stadium	L	13-19	72,496
10/12	CHICAGO BEARS	LOUISIANA SUPERDOME	W	20-13	68,390
10/19	at Atlanta Falcons	Georgia Dome	W	45-17	70,837

SEASON RESULTS (2003-06)

10/26	CAROLINA PANTHERS	LOUISIANA SUPERDOME	L	20-23 OT	68,370
11/2	at Tampa Bay Buccaneers	Raymond James Stadium	W	17-14	65,524
11/16	ATLANTA FALCONS	LOUISIANA SUPERDOME	W	23-20 OT	68,432
11/23	at Philadelphia Eagles	Lincoln Financial Field	L	20-33	67,802
11/30	at Washington	FedExField	W	24-20	76,821
12/7	TAMPA BAY BUCCANEERS	LOUISIANA SUPERDOME	L	7-14	68,442
12/14	NEW YORK GIANTS - SN	LOUISIANA SUPERDOME	W	45-7	68,399
12/21	at Jacksonville Jaguars	ALLTEL Stadium	L	19-20	49,207
12/28	DALLAS COWBOYS	LOUISIANA SUPERDOME	W	13-7	68,451
				340-326	1,072,640

2004: 8-8 (2ND-NFC SOUTH)

Head Coach: Jim Haslett

9/12	SEATTLE SEAHAWKS	LOUISIANA SUPERDOME	L	7-21	64,900
9/19	SAN FRANCISCO 49ERS	LOUISIANA SUPERDOME	W	30-27	64,900
9/26	at St. Louis Rams	Edward Jones Dome	W	28-25 OT	65,856
10/3	at Arizona Cardinals	Sun Devil Stadium	L	10-34	28,109
10/10	TAMPA BAY BUCCANEERS	LOUISIANA SUPERDOME	L	17-20	64,900
10/17	MINNESOTA VIKINGS - SN	LOUISIANA SUPERDOME	L	31-38	64,900
10/24	at Oakland Raiders	Network Associates Coliseum	W	31-26	45,337
11/7	at San Diego Chargers	Qualcomm Stadium	L	17-43	59,662
11/14	KANSAS CITY CHIEFS	LOUISIANA SUPERDOME	W	27-20	64,900
11/21	DENVER BRONCOS	LOUISIANA SUPERDOME	L	13-34	64,900
11/28	at Atlanta Falcons	Georgia Dome	L	21-24	70,521
12/5	CAROLINA PANTHERS	LOUISIANA SUPERDOME	L	21-32	58,878
12/12	at Dallas Cowboys	Texas Stadium	W	27-13	64,056
12/19	at Tampa Bay Buccaneers	Raymond James Stadium	W	21-17	65,075
12/26	ATLANTA FALCONS	LOUISIANA SUPERDOME	W	26-13	64,900
1/2	at Carolina Panthers	Bank of America Stadium	W	21-18	73,302
				348-405	985,096

2005: 3-13 (4TH-NFC SOUTH)

Head Coach: Jim Haslett

9/11	at Carolina Panthers	Bank of America Stadium	W	23-20	72,920
9/19	NEW YORK GIANTS - MN	GIANTS STADIUM	L	10-27	68,031
9/25	at Minnesota Vikings	Metrodome	L	16-33	63,952
10/2	BUFFALO BILLS	ALAMODDOME	W	19-7	58,688
10/9	at Green Bay Packers	Lambeau Field	L	3-52	70,580
10/16	ATLANTA FALCONS	ALAMODDOME	L	31-34	65,562
10/23	at St. Louis Rams	Edward Jones Dome	L	17-28	64,586
10/30	MIAMI DOLPHINS	TIGER STADIUM	L	6-21	61,643
11/06	CHICAGO BEARS	TIGER STADIUM	L	17-20	32,637
11/20	at New England Patriots	Gillette Stadium	L	17-24	68,756
11/27	at New York Jets - SN	Giants Stadium	W	21-19	77,152
12/4	TAMPA BAY BUCCANEERS	TIGER STADIUM	L	3-10	34,411
12/12	at Atlanta Falcons - MN	Georgia Dome	W	17-36	70,083
12/18	CAROLINA PANTHERS	TIGER STADIUM	L	10-27	32,551
12/24	DETROIT LIONS	ALAMODDOME	L	12-13	63,747
1/1	at Tampa Bay Buccaneers	Raymond James Stadium	L	13-27	65,379
				235-398	970,678

2006: 10-6 (1ST-NFC SOUTH)

Head Coach: Sean Payton

9/10	at Cleveland Browns	Cleveland Browns Stadium	W	19-14	72,915
9/17	at Green Bay Packers	Lambeau Field	W	34-27	70,602
9/25	ATLANTA FALCONS - MN	LOUISIANA SUPERDOME	W	23-3	70,003
10/1	at Carolina Panthers	Bank of America Stadium	L	18-21	73,392
10/8	TAMPA BAY BUCCANEERS	LOUISIANA SUPERDOME	W	24-21	68,183
10/15	PHILADELPHIA EAGLES	LOUISIANA SUPERDOME	W	27-24	68,269
10/29	BALTIMORE RAVENS	LOUISIANA SUPERDOME	L	22-35	69,152

SEASON RESULTS (2006-09)

11/5	Tampa Bay Buccaneers	Raymond James Stadium	W	31-14	65,561
11/12	Pittsburgh Steelers	Heinz Field	L	31-38	68,001
11/19	CINCINNATI BENGALS	LOUISIANA SUPERDOME	L	16-31	68,001
11/26	Atlanta Falcons	Georgia Dome	W	31-13	70,933
12/3	SAN FRANCISCO 49ERS	LOUISIANA SUPERDOME	W	34-10	68,241
12/10	at Dallas Cowboys - SN	Texas Stadium	W	42-17	63,722
12/17	WASHINGTON	LOUISIANA SUPERDOME	L	10-16	69,052
12/24	at New York Giants	Giants Stadium	W	30-7	78,539
12/31	CAROLINA PANTHERS	LOUISIANA SUPERDOME	L	21-31	69,569
				413-322	1,108,045
		NFC Divisional Playoff			
1/13	PHILADELPHIA EAGLES - SAT	LOUISIANA SUPERDOME	W	27-24	70,001
		NFC Championship Game			
1/21	at Chicago Bears	Soldier Field	L	14-39	61,817

2007: 7-9 (3RD-NFC SOUTH)

Head Coach: Sean Payton

9/6	at Indianapolis Colts - TN	RCA Dome	L	10-41	57,361
9/16	at Tampa Bay Buccaneers	Raymond James Stadium	L	14-31	65,178
9/24	TENNESSEE TITANS - MN	LOUISIANA SUPERDOME	L	14-31	70,002
10/7	CAROLINA PANTHERS	LOUISIANA SUPERDOME	L	13-16	70,001
10/14	at Seattle Seahawks - SN	Qwest Field	W	28-17	68,296
10/21	ATLANTA FALCONS	LOUISIANA SUPERDOME	W	22-16	69,994
10/28	at San Francisco 49ers	Monster Park	W	31-10	68,244
11/4	JACKSONVILLE JAGUARS	LOUISIANA SUPERDOME	W	41-24	70,009
11/11	ST. LOUIS RAMS	LOUISIANA SUPERDOME	L	29-37	70,003
11/18	at Houston Texans	Reliant Stadium	L	10-23	70,780
11/25	at Carolina Panthers	Bank of America Stadium	W	31-6	72,032
12/2	TAMPA BAY BUCCANEERS	LOUISIANA SUPERDOME	L	23-27	70,009
12/10	at Atlanta Falcons - MN	Georgia Dome	W	34-14	69,553
12/16	ARIZONA CARDINALS	LOUISIANA SUPERDOME	W	31-24	70,007
12/23	PHILADELPHIA EAGLES	LOUISIANA SUPERDOME	L	23-38	70,011
12/30	at Chicago Bears	Soldier Field	L	25-33	62,064
				379-388	1,093,544

2008: 8-8 (4TH-NFC SOUTH)

Head Coach: Sean Payton

9/7	TAMPA BAY BUCCANEERS	LOUISIANA SUPERDOME	W	24-20	69,881
9/14	at Washington	FedExField	L	24-29	88,246
9/21	at Denver Broncos	INVESCO Field at Mile High	L	32-34	75,713
9/28	SAN FRANCISCO 49ERS	LOUISIANA SUPERDOME	W	31-17	70,008
10/6	MINNESOTA VIKINGS - MN	LOUISIANA SUPERDOME	L	27-30	70,015
10/12	OAKLAND RAIDERS	LOUISIANA SUPERDOME	W	34-3	70,068
10/19	at Carolina Panthers	Bank of America Stadium	L	7-30	73,687
10/26	SAN DIEGO CHARGERS	WEMBLEY STADIUM	W	37-32	83,226
11/9	at Atlanta Falcons	Georgia Dome	L	20-34	64,826
11/16	at Kansas City Chiefs	Arrowhead Stadium	W	30-20	74,159
11/24	GREEN BAY PACKERS - MN	LOUISIANA SUPERDOME	W	51-29	70,668
11/30	at Tampa Bay Buccaneers	Raymond James Stadium	L	20-23	64,430
12/7	ATLANTA FALCONS	LOUISIANA SUPERDOME	W	29-25	70,011
12/11	at Chicago Bears - TN	Soldier Field	L	24-27 OT	61,692
12/21	at Detroit Lions	Ford Field	W	42-7	49,309
12/28	CAROLINA PANTHERS	LOUISIANA SUPERDOME	L	31-33	69,999
				463-393	1,125,938

2009: 13-3 (1ST-NFC SOUTH)

Head Coach: Sean Payton

9/13	DETROIT LIONS	LOUISIANA SUPERDOME	W	45-27	69,719
9/20	at Philadelphia Eagles	Lincoln Financial Field	W	48-22	69,144

SEASON RESULTS (2009-11)

9/27	at Buffalo Bills	Ralph Wilson Stadium	W	27-7	70,261
10/4	NEW YORK JETS	LOUISIANA SUPERDOME	W	24-10	70,009
10/18	NEW YORK GIANTS	LOUISIANA SUPERDOME	W	48-27	70,011
10/25	at Miami Dolphins	LandShark Stadium	W	46-34	66,689
11/2	ATLANTA FALCONS - MN	LOUISIANA SUPERDOME	W	35-27	70,088
11/8	CAROLINA PANTHERS	LOUISIANA SUPERDOME	W	30-20	70,011
11/15	at St. Louis Rams	Edward Jones Dome	W	28-23	59,858
11/22	at Tampa Bay Buccaneers	Raymond James Stadium	W	38-7	62,720
11/30	NEW ENGLAND PATRIOTS - MN	LOUISIANA SUPERDOME	W	38-17	70,768
12/6	at Washington	FedExField	W	33-30	OT 84,520
12/13	at Atlanta Falcons	Georgia Dome	W	26-23	68,930
12/19	DALLAS COWBOYS - SAT	LOUISIANA SUPERDOME	L	17-24	70,213
12/27	TAMPA BAY BUCCANEERS	LOUISIANA SUPERDOME	L	17-20	OT 70,021
1/3	at Carolina Panthers	Bank of America Stadium	L	10-23	73,047
				510-341	1,116,009
		NFC Divisional Playoff			
1/16	ARIZONA CARDINALS - SAT	LOUISIANA SUPERDOME	W	45-14	70,149
		NFC Championship Game			
1/24	MINNESOTA VIKINGS	LOUISIANA SUPERDOME	W	31-28	OT 71,276
		Super Bowl XLIV - Miami Gardens, Fla.			
2/7	vs. Indianapolis Colts	Sun Life Stadium	W	31-17	74,059

2010: 11-5 (2ND-NFC SOUTH)

Head Coach: Sean Payton

9/9	MINNESOTA VIKINGS - TN	LOUISIANA SUPERDOME	W	14-9	70,051
9/20	at San Francisco 49ers - MN	Candlestick Park	W	25-22	69,732
9/26	ATLANTA FALCONS	LOUISIANA SUPERDOME	L	24-27	OT 70,051
10/3	CAROLINA PANTHERS	LOUISIANA SUPERDOME	W	16-14	70,016
10/10	at Arizona Cardinals	University of Phoenix Stadium	L	20-30	62,621
10/17	at Tampa Bay Buccaneers	Raymond James Stadium	W	31-6	51,759
10/24	CLEVELAND BROWNS	LOUISIANA SUPERDOME	L	17-30	70,077
10/31	PITTSBURGH STEELERS - SN	LOUISIANA SUPERDOME	W	20-10	70,011
11/7	at Carolina Panthers	Bank of America Stadium	W	34-3	73,191
11/21	SEATTLE SEAHAWKS	LOUISIANA SUPERDOME	W	34-19	70,015
11/25	at Dallas Cowboys - THUR	Cowboys Stadium	W	30-27	93,985
12/5	at Cincinnati Bengals	Paul Brown Stadium	W	34-30	59,963
12/12	ST. LOUIS RAMS	LOUISIANA SUPERDOME	W	31-13	70,015
12/19	at Baltimore Ravens	M&T Bank Stadium	L	24-30	59,963
12/27	at Atlanta Falcons - MN	Georgia Dome	W	17-14	70,144
1/2	TAMPA BAY BUCCANEERS	LOUISIANA SUPERDOME	L	13-23	70,068
				384-307	1,113,131
		NFC Wild Card Playoff			
1/8	at Seattle Seahawks - SAT	Qwest Field	L	36-41	66,336

2011: 13-3 (1ST-NFC SOUTH)

Head Coach: Sean Payton

9/8	at Green Bay Packers - TN	Lambeau Field	L	34-42	70,555
9/18	CHICAGO BEARS	LOUISIANA SUPERDOME	W	30-13	73,109
9/25	HOUSTON TEXANS	LOUISIANA SUPERDOME	W	40-33	73,002
10/2	at Jacksonville Jaguars	EverBank Field	W	23-10	62,471
10/9	at Carolina Panthers	Bank of America Stadium	W	30-27	72,769
10/16	at Tampa Bay Buccaneers	Raymond James Stadium	L	20-26	56,590
10/23	INDIANAPOLIS COLTS - SN	MERCEDES-BENZ SUPERDOME	W	62-7	73,012
10/30	at St. Louis Rams	Edward Jones Dome	L	21-31	57,179
11/6	TAMPA BAY BUCCANEERS	MERCEDES-BENZ SUPERDOME	W	27-16	73,043
11/13	at Atlanta Falcons	Georgia Dome	W	26-23	OT 70,359
11/28	NEW YORK GIANTS - MN	MERCEDES-BENZ SUPERDOME	W	49-24	73,068
12/4	DETROIT LIONS - SN	MERCEDES-BENZ SUPERDOME	W	31-17	73,042
12/11	at Tennessee Titans	LP Field	W	22-17	69,143
12/18	at Minnesota Vikings	Mall of America Field	W	42-20	62,623

SEASON RESULTS (2011-14)

12/26	ATLANTA FALCONS - MN	MERCEDES-BENZ SUPERDOME	W	45-16	73,085
1/1	CAROLINA PANTHERS	MERCEDES-BENZ SUPERDOME	W	45-17	73,065
				547-339	1,106,095
		NFC Wild Card Playoff			
1/7	DETROIT LIONS - SAT	MERCEDES-BENZ SUPERDOME	W	45-28	73,038
		NFC Divisional Playoff			
1/14	at San Francisco 49ers - SAT	Candlestick Park	L	32-36	69,732

2012: 7-9 (3RD-NFC SOUTH)

Head Coaches: Aaron Kromer (6 games, 2-4) & Joe Vitt (10 games, 5-5)

9/9	WASHINGTON	MERCEDES-BENZ SUPERDOME	L	32-40	72,180
9/16	at Carolina Panthers	Bank of America Stadium	L	27-35	72,879
9/23	KANSAS CITY CHIEFS	MERCEDES-BENZ SUPERDOME	L	24-27 OT	72,226
9/30	at Green Bay Packers	Lambeau Field	L	27-28	70,571
10/7	SAN DIEGO CHARGERS - SN	MERCEDES-BENZ SUPERDOME	W	31-24	73,109
10/21	at Tampa Bay Buccaneers	Raymond James Stadium	W	35-28	58,906
10/28	at Denver Broncos - SN	Sports Authority Fld. at Mile High	L	14-34	76,832
11/5	PHILADELPHIA EAGLES - MN	MERCEDES-BENZ SUPERDOME	W	28-13	73,099
11/11	ATLANTA FALCONS	MERCEDES-BENZ SUPERDOME	W	31-27	73,126
11/18	at Oakland Raiders	O.co Coliseum	W	38-17	56,880
11/25	SAN FRANCISCO 49ERS	MERCEDES-BENZ SUPERDOME	L	21-31	73,147
11/29	at Atlanta Falcons - TN	Georgia Dome	L	13-23	70,514
12/9	at New York Giants	MetLife Stadium	W	27-52	81,437
12/16	TAMPA BAY BUCCANEERS	MERCEDES-BENZ SUPERDOME	W	41-0	73,096
12/23	at Dallas Cowboys	Cowboys Stadium	W	34-31 OT	92,570
12/30	CAROLINA PANTHERS	MERCEDES-BENZ SUPERDOME	L	38-44	73,124
				461-454	1,163,696

2013: 11-5 (2ND-NFC SOUTH)

Head Coach: Sean Payton

9/8	ATLANTA FALCONS	MERCEDES-BENZ SUPERDOME	W	23-17	72,348
9/15	at Tampa Bay Buccaneers	Raymond James Stadium	W	16-14	60,870
9/22	ARIZONA CARDINALS	MERCEDES-BENZ SUPERDOME	W	31-7	73,057
9/30	MIAMI DOLPHINS - MN	MERCEDES-BENZ SUPERDOME	W	38-17	73,118
10/6	at Chicago Bears	Soldier Field	W	26-18	62,361
10/13	at New England Patriots	Gillette Stadium	W	27-30	68,756
10/27	BUFFALO BILLS	MERCEDES-BENZ SUPERDOME	W	49-17	73,018
11/3	at New York Jets	MetLife Stadium	L	20-26	76,957
11/10	DALLAS COWBOYS - SN	MERCEDES-BENZ SUPERDOME	W	49-24	73,068
11/17	SAN FRANCISCO 49ERS	MERCEDES-BENZ SUPERDOME	W	23-20	73,025
11/21	at Atlanta Falcons - TN	Georgia Dome	W	17-13	70,422
12/2	at Seattle Seahawks - MN	CenturyLink Field	L	7-34	68,387
12/8	CAROLINA PANTHERS - SN	MERCEDES-BENZ SUPERDOME	W	31-13	73,089
12/15	at St. Louis Rams	Edward Jones Dome	L	16-27	58,442
12/22	at Carolina Panthers	Bank of America Stadium	L	13-17	73,825
12/29	TAMPA BAY BUCCANEERS	MERCEDES-BENZ SUPERDOME	W	42-17	73,150
				414-304	1,123,230
		NFC Wild Card Playoff			
1/7	at Philadelphia Eagles - SAT	Lincoln Financial Field	W	26-24	69,144
		NFC Divisional Playoff			
1/14	at Seattle Seahawks - SAT	CenturyLink Field	L	15-23	68,388

2014: 7-9 (2ND-NFC SOUTH)

Head Coach: Sean Payton

9/7	at Atlanta Falcons	Georgia Dome	L	34-37 OT	70,706
9/14	at Cleveland Browns	FirstEnergy Stadium	L	24-26	67,407
9/21	MINNESOTA VIKINGS	MERCEDES-BENZ SUPERDOME	W	20-9	73,005

SEASON RESULTS (2014-17)

9/28	at Dallas Cowboys - SN	AT&T Stadium	L	17-38	91,176
10/5	TAMPA BAY BUCCANEERS	MERCEDES-BENZ SUPERDOME	W	37-31 OT	73,004
10/19	at Detroit Lions	Ford Field	L	23-24	63,271
10/26	GREEN BAY PACKERS - SN	MERCEDES-BENZ SUPERDOME	W	44-23	73,146
10/30	at Carolina Panthers - TN	Bank of America Stadium	W	28-10	73,663
11/9	SAN FRANCISCO 49ERS	MERCEDES-BENZ SUPERDOME	L	24-27 OT	73,129
11/16	CINCINNATI BENGALS	MERCEDES-BENZ SUPERDOME	L	10-27	73,073
11/24	BALTIMORE RAVENS - MN	MERCEDES-BENZ SUPERDOME	L	27-34	73,373
11/30	at Pittsburgh Steelers	Heinz Field	W	35-32	61,916
12/7	CAROLINA PANTHERS	MERCEDES-BENZ SUPERDOME	L	10-41	73,006
12/15	at Chicago Bears - MN	Soldier Field	W	31-15	60,996
12/21	ATLANTA FALCONS	MERCEDES-BENZ SUPERDOME	L	14-30	73,164
12/28	at Tampa Bay Buccaneers	Raymond James Stadium	W	23-20	59,952
				401-424	1,133,987

2015: 7-9 (3RD-NFC SOUTH)

Head Coach: Sean Payton

9/13	at Arizona Cardinals	University of Phoenix Stadium	L	19-31	62,903
9/20	TAMPA BAY BUCCANEERS	MERCEDES-BENZ SUPERDOME	L	19-26	73,006
9/27	at Carolina Panthers	Bank of America Stadium	L	22-27	73,402
10/4	DALLAS COWBOYS - SN	MERCEDES-BENZ SUPERDOME	W	26-20 OT	73,009
10/11	at Philadelphia Eagles	Lincoln Financial Field	L	17-39	69,296
10/15	ATLANTA FALCONS - TN	MERCEDES-BENZ SUPERDOME	W	31-21	73,018
10/25	at Indianapolis Colts	Lucas Oil Stadium	W	27-21	66,420
11/1	NEW YORK GIANTS	MERCEDES-BENZ SUPERDOME	W	52-49	73,019
11/8	TENNESSEE TITANS	MERCEDES-BENZ SUPERDOME	L	28-34 OT	73,075
11/15	at Washington	FedExField	L	14-47	75,086
11/29	at Houston Texans	NRG Stadium	L	6-24	71,778
12/6	CAROLINA PANTHERS	MERCEDES-BENZ SUPERDOME	L	38-41	73,097
12/13	at Tampa Bay Buccaneers	Raymond James Stadium	W	24-17	62,138
12/21	DETROIT LIONS - MN	MERCEDES-BENZ SUPERDOME	L	27-35	73,017
12/27	JACKSONVILLE JAGUARS	MERCEDES-BENZ SUPERDOME	W	38-27	73,064
1/3	at Atlanta Falcons	Georgia Dome	W	20-17	69,699
				408-476	1,135,027

2016: 7-9 (3RD-NFC SOUTH)

Head Coach: Sean Payton

9/11	OAKLAND RAIDERS	MERCEDES-BENZ SUPERDOME	L	34-35	73,028
9/18	at New York Giants	MetLife Stadium	L	13-16	77,727
9/26	ATLANTA FALCONS - MN	MERCEDES-BENZ SUPERDOME	L	32-45	73,003
10/2	at San Diego Chargers	Qualcomm Stadium	W	35-34	60,641
10/16	CAROLINA PANTHERS	MERCEDES-BENZ SUPERDOME	W	41-38	73,138
10/23	at Kansas City Chiefs	Arrowhead Stadium	L	21-27	76,282
10/30	SEATTLE SEAHAWKS	MERCEDES-BENZ SUPERDOME	W	25-20	73,188
11/6	at San Francisco 49ers	Levi's Stadium	W	41-23	70,178
11/13	DENVER BRONCOS	MERCEDES-BENZ SUPERDOME	L	23-25	73,138
11/17	at Carolina Panthers - TN	Bank of America Stadium	L	20-23	73,288
11/27	LOS ANGELES RAMS	MERCEDES-BENZ SUPERDOME	W	49-21	73,067
12/4	DETROIT LIONS	MERCEDES-BENZ SUPERDOME	L	13-28	73,137
12/11	at Tampa Bay Buccaneers	Raymond James Stadium	L	11-16	62,140
12/18	at Arizona Cardinals	University of Phoenix Stadium	W	48-41	65,072
12/24	TAMPA BAY BUCCANEERS	MERCEDES-BENZ SUPERDOME	W	31-24	73,177
1/1	at Atlanta Falcons	Georgia Dome	L	32-38	70,835
				469-454	1,141,039

2017: 11-5 (1ST-NFC SOUTH)

Head Coach: Sean Payton

9/11	at Minnesota Vikings - MN	U.S. Bank Stadium	L	19-29	66,606
9/17	NEW ENGLAND PATRIOTS	MERCEDES-BENZ SUPERDOME	L	20-36	73,168
9/24	at Carolina Panthers	Bank of America Stadium	W	34-13	73,775

SEASON RESULTS (2017-19)

10/1	at Miami Dolphins	Wembley Stadium	W	20-0	84,423
10/15	DETROIT LIONS	MERCEDES-BENZ SUPERDOME	W	52-38	73,117
10/22	at Green Bay Packers	Lambeau Field	W	26-17	78,380
10/29	CHICAGO BEARS	MERCEDES-BENZ SUPERDOME	W	20-12	73,192
11/5	TAMPA BAY BUCCANEERS	MERCEDES-BENZ SUPERDOME	W	30-10	73,121
11/12	at Buffalo Bills	New Era Field	W	47-10	67,501
11/19	WASHINGTON	MERCEDES-BENZ SUPERDOME	W	34-31 OT	73,138
11/26	at Los Angeles Rams	L. A. Memorial Coliseum	L	20-26	62,006
12/3	CAROLINA PANTHERS	MERCEDES-BENZ SUPERDOME	W	31-21	73,171
12/7	at Atlanta Falcons - TN	Mercedes-Benz Stadium	L	17-20	72,866
12/17	NEW YORK JETS	MERCEDES-BENZ SUPERDOME	W	31-19	73,018
12/24	ATLANTA FALCONS	MERCEDES-BENZ SUPERDOME	W	23-13	73,188
12/31	at Tampa Bay Buccaneers	Raymond James Stadium	L	24-31	55,376
				448-326	1,146,046
		NFC Wild Card Playoff			
1/7	CAROLINA PANTHERS	MERCEDES-BENZ SUPERDOME	W	31-26	73,186
		NFC Divisional Playoff			
1/14	at Minnesota Vikings	U.S. Bank Stadium	L	24-29	66,612

2018: 13-3 (1ST-NFC SOUTH)

Head Coach: Sean Payton

9/9	TAMPA BAY BUCCANEERS	MERCEDES-BENZ SUPERDOME	L	40-48	73,038
9/16	CLEVELAND BROWNS	MERCEDES-BENZ SUPERDOME	W	21-18	73,086
9/23	at Atlanta Falcons	Mercedes-Benz Stadium	W	43-37 OT	74,457
9/30	at New York Giants	MetLife Stadium	W	33-18	78,213
10/8	WASHINGTON - MN	MERCEDES-BENZ SUPERDOME	W	43-19	73,028
10/21	at Baltimore Ravens	M&T Bank Stadium	W	24-23	70,639
10/28	at Minnesota Vikings - SN	U.S. Bank Stadium	W	30-20	66,801
11/4	LOS ANGELES RAMS	MERCEDES-BENZ SUPERDOME	W	45-35	73,086
11/11	at Cincinnati Bengals	Paul Brown Stadium	W	51-14	52,492
11/18	PHILADELPHIA EAGLES	MERCEDES-BENZ SUPERDOME	W	48-7	73,042
11/22	ATLANTA FALCONS - TN	MERCEDES-BENZ SUPERDOME	W	31-17	73,017
11/29	at Dallas Cowboys - TN	AT&T Stadium	L	10-13	93,004
12/9	at Tampa Bay Buccaneers	Raymond James Stadium	W	28-14	53,495
12/17	at Carolina Panthers - MN	Bank of America Stadium	W	12-9	74,188
12/23	PITTSBURGH STEELERS	MERCEDES-BENZ SUPERDOME	W	31-28	73,086
12/30	CAROLINA PANTHERS	MERCEDES-BENZ SUPERDOME	L	14-33	73,028
				504-353	1,147,430
		NFC Divisional Playoff			
1/13	PHILADELPHIA EAGLES	MERCEDES-BENZ SUPERDOME	W	20-14	73,027
		NFC Championship Game			
1/20	LOS ANGELES RAMS	MERCEDES-BENZ SUPERDOME	L	23-26 OT	73,028

2019: 13-3 (1ST-NFC SOUTH)

Head Coach: Sean Payton

9/9	HOUSTON TEXANS - MN	MERCEDES-BENZ SUPERDOME	W	30-28	73,039
9/15	at Los Angeles Rams	L.A. Memorial Coliseum	W	9-27	71,460
9/22	at Seattle Seahawks	CenturyLink Field	L	33-27	69,005
9/29	DALLAS COWBOYS - SN	MERCEDES-BENZ SUPERDOME	W	12-10	73,086
10/6	TAMPA BAY BUCCANEERS	MERCEDES-BENZ SUPERDOME	W	31-24	73,029
10/13	at Jacksonville Jaguars	TIAA Bank Field	W	13-6	64,341
10/20	at Chicago Bears	Soldier Field	W	36-25	62,306
10/27	ARIZONA CARDINALS	MERCEDES-BENZ SUPERDOME	W	31-9	73,064
11/10	ATLANTA FALCONS	MERCEDES-BENZ SUPERDOME	L	9-26	73,283
11/17	at Tampa Bay Buccaneers	Raymond James Stadium	W	34-17	54,333
11/24	CAROLINA PANTHERS	MERCEDES-BENZ SUPERDOME	W	34-31	73,068
11/28	at Atlanta Falcons - TN	Mercedes-Benz Stadium	W	26-18	71,993
12/8	SAN FRANCISCO 49ERS	MERCEDES-BENZ SUPERDOME	L	46-48	73,038
12/16	INDIANAPOLIS COLTS - MN	MERCEDES-BENZ SUPERDOME	W	34-7	73,053
12/22	at Tennessee Titans	Nissan Stadium	W	38-28	66,756
12/29	at Carolina Panthers	Bank of America Stadium	W	42-10	72,203
				458-341	1,044,004

SEASON RESULTS (2019-22)

1/5 MINNESOTA VIKINGS NFC Wild Card Playoff
MERCEDES-BENZ SUPERDOME L 20-26 OT 73,038

2020: 12-4 (1ST-NFC SOUTH)

Head Coach: Sean Payton

9/13	TAMPA BAY BUCCANEERS	MERCEDES-BENZ SUPERDOME	W	34-23	
9/21	at Las Vegas Raiders - MN	Allegiant Stadium	L	24-34	
9/27	GREEN BAY PACKERS - SN	MERCEDES-BENZ SUPERDOME	L	30-37	748
10/4	at Detroit Lions	Ford Field	W	35-29	
10/12	L.A. CHARGERS-MN	MERCEDES-BENZ SUPERDOME	W	30-27 OT	749
10/25	CAROLINA PANTHERS	MERCEDES-BENZ SUPERDOME	W	27-24	3,000
11/1	at Chicago Bears	Soldier Field	W	26-23 OT	
11/8	at Tampa Bay Buccaneers-SN	Raymond James Stadium	W	38-3	15,740
11/15	SAN FRANCISCO 49ERS	MERCEDES-BENZ SUPERDOME	W	27-13	5,979
11/22	ATLANTA FALCONS	MERCEDES-BENZ SUPERDOME	W	24-9	6,000
11/29	at Denver Broncos	Empower Field at Mile High	W	31-3	
12/6	at Atlanta Falcons	Mercedes-Benz Stadium	W	21-16	8,713
12/13	at Philadelphia Eagles	Lincoln Financial Field	L	21-24	
12/20	KANSAS CITY CHIEFS	MERCEDES-BENZ SUPERDOME	L	29-32	3,000
12/25	MINNESOTA VIKINGS-FR	MERCEDES-BENZ SUPERDOME	W	52-33	3,000
1/3	at Carolina Panthers	Bank of America Stadium	W	33-7	1,500
				482-337	48,429
		NFC Wild Card Playoff			
1/10	CHICAGO BEARS	MERCEDES-BENZ SUPERDOME	W	21-9	3,000
		NFC Divisional Playoff			
1/17	TAMPA BAY BUCCANEERS	MERCEDES-BENZ SUPERDOME	L	20-30	3,750

2021: 9-8 (2ND-NFC SOUTH)

Head Coach: Sean Payton

9/12	GREEN BAY PACKERS	TIAA BANK FIELD	W	38-3	35,242
9/19	at Carolina Panthers	Bank of America Stadium	L	7-26	70,675
9/26	at New England Patriots	Gillette Stadium	W	28-13	65,878
10/3	NEW YORK GIANTS	CAESARS SUPERDOME	L	21-27 OT	69,170
10/10	at Washington Football Team	FedEx Field	W	33-22	50,137
10/25	at Seattle Seahawks-MN	Lumen Field	W	13-10	68,563
10/31	TAMPA BAY BUCCANEERS	CAESARS SUPERDOME	W	36-27	69,170
11/7	ATLANTA FALCONS	CAESARS SUPERDOME	L	25-27	69,170
11/14	at Tennessee Titans	Nissan Stadium	L	21-23	69,414
11/21	at Philadelphia Eagles	Lincoln Financial Field	L	29-40	69,796
11/25	BUFFALO BILLS-TN	CAESARS SUPERDOME	L	6-31	69,170
12/2	DALLAS COWBOYS-TN	CAESARS SUPERDOME	L	17-27	69,170
12/12	at New York Jets	MetLife Stadium	W	30-9	69,129
12/19	at Tampa Bay Buccaneers-SN	Raymond James Stadium	W	9-0	65,744
12/27	MIAMI DOLPHINS - MN	CAESARS SUPERDOME	L	3-20	69,170
1/2	CAROLINA PANTHERS	CAESARS SUPERDOME	W	18-10	69,170
1/9	at Atlanta Falcons	Mercedes-Benz Stadium	W	30-20	68,336
				364-335	1,223,021

2022: 7-10 (3RD-NFC SOUTH)

Head Coach: Dennis Allen

9/11	at Atlanta Falcons	Mercedes-Benz Stadium	W	27-26	70,078
9/18	TAMPA BAY BUCCANEERS	CAESARS SUPERDOME	L	10-20	70,040
9/25	at Carolina Panthers	Bank of America Stadium	L	14-22	70,496
1/5	MINNESOTA VIKINGS	TOTTENHAMHOTSPURSTADIUM	L	25-28	60,639
10/9	SEATTLE SEAHAWKS	CAESARS SUPERDOME	W	39-32	70,003
10/16	CINCINNATI BENGALS	CAESARS SUPERDOME	L	26-30	70,004
10/20	at Arizona Cardinals-TN	State Farm Stadium	L	34-42	63,290

SEASON RESULTS (2022-23)

10/30	LAS VEGAS RAIDERS	CAESARS SUPERDOME	W	24-0	70,009
11/7	BALTIMORE RAVENS - MN	CAESARS SUPERDOME	L	13-27	70,010
11/13	at Pittsburgh Steelers	Acrisure Stadium	L	10-20	66,544
11/20	LOS ANGELES RAMS	CAESARS SUPERDOME	W	27-20	70,025
11/27	at San Francisco 49ers	Levi's Stadium	L	0-13	71,275
12/5	at Tampa Bay Buccaneers-MN	Raymond James Stadium	L	16-17	68,709
12/18	ATLANTA FALCONS	CAESARS SUPERDOME	W	21-18	70,041
12/24	at Cleveland Browns-SAT	FirstEnergy Stadium	W	17-10	67,431
1/1	at Philadelphia Eagles	Lincoln Financial Field	W	20-10	69,796
1/8	CAROLINA PANTHERS	CAESARS SUPERDOME	L	7-10	70,118
				330-345	1,169,139

2023: 9-8 (2ND-NFC SOUTH)

Head Coach: Dennis Allen

9/10	TENNESSEE TITANS	CAESARS SUPERDOME	W	16-15	70,024
9/18	at Carolina Panthers-MN	Bank of America Stadium	W	20-17	72,709
9/24	at Green Bay Packers	Lambeau Field	L	17-18	78,043
10/1	TAMPA BAY BUCCANEERS	CAESARS SUPERDOME	L	9-26	70,003
10/8	at New England Patriots	Gillette Stadium	W	34-0	64,628
10/15	at Houston Texans	NRG Stadium	L	13-20	71,810
10/19	JACKSONVILLE JAGUARS-TN	CAESARS SUPERDOME	L	24-31	70,009
10/29	at Indianapolis Colts	Lucas Oil Stadium	W	38-27	65,427
11/5	CHICAGO BEARS	CAESARS SUPERDOME	W	24-17	70,006
11/12	at Minnesota Vikings	U.S. Bank Stadium	L	19-27	66,933
11/26	at Atlanta Falcons	Mercedes-Benz Stadium	L	15-24	70,166
12/3	DETROIT LIONS	CAESARS SUPERDOME	L	28-33	70,003
12/10	CAROLINA PANTHERS	CAESARS SUPERDOME	W	28-6	70,009
12/17	NEW YORK GIANTS	CAESARS SUPERDOME	W	24-6	70,038
12/21	at Los Angeles Rams-TN	SoFi Stadium	L	22-30	73,228
12/31	at Tampa Bay Buccaneers	Raymond James Stadium	W	23-13	65,471
1/7	ATLANTA FALCONS	CAESARS SUPERDOME	W	48-17	70,072
				402-327	1,188,579

YEAR-BY-YEAR RESULTS

Year	Overall	Pct.	Division	Coach	Home	Pct.	Road	Pct.
1967	3-11	.214	4th-Capitol	Tom Fears	2-5	.286	1-6	.167
1968	4-9-1	.321	3rd-Century	Tom Fears	3-4	.429	1-5-1	.143
1969	5-9	.357	3rd-Capitol	Tom Fears	3-4	.429	2-5	.286
1970	2-11-1	.179	4th-NFC West	Tom Fears (1-5-1) J.D. Roberts (1-6)	2-5	.286	0-6-1	.071
1971	4-8-2	.357	4th-NFC West	J.D. Roberts	2-4-1	.357	2-4-1	.357
1972	2-11-1	.179	4th-NFC West	J.D. Roberts	2-5	.286	0-6-1	.071
1973	5-9	.357	3rd-NFC West	John North	5-2	.714	0-7	.000
1974	5-9	.357	3rd-NFC West	John North	4-3	.571	1-6	.167
1975	2-12	.143	4th-NFC West	John North (1-5) Ernie Hefferle (1-7)	2-5	.286	0-7	.000
1976	4-10	.286	4th-NFC West	Hank Stram	2-5	.286	2-5	.286
1977	3-11	.214	4th-NFC West	Hank Stram	2-5	.286	1-6	.167
1978	7-9	.438	3rd-NFC West	Dick Nolan	3-5	.375	4-4	.500
1979	8-8	.500	2nd-NFC West	Dick Nolan	3-5	.375	5-3	.625
1980	1-15	.063	4th-NFC West	Dick Nolan (0-12) Dick Stanfel (1-3)	0-8	.000	1-7	.125
1981	4-12	.250	4th-NFC West	Bum Phillips	2-6	.250	2-6	.250
1982	4-5	.444	2nd-NFC West	*Bum Phillips	2-3	.400	2-2	.500
1983	8-8	.500	3rd-NFC West	Bum Phillips	5-3	.625	3-5	.375
1984	7-9	.438	3rd-NFC West	Bum Phillips	3-5	.375	4-4	.500
1985	5-11	.313	3rd-NFC West	Bum Phillips (4-8) Wade Phillips (1-3)	3-5	.375	2-6	.250
1986	7-9	.438	4th-NFC West	Jim Mora	4-4	.500	3-5	.375
1987	12-3	.800	2nd-NFC West	Jim Mora	6-1	.857	6-2	.750
NFC Wild Card Playoffs: vs. Minnesota, L 10-44								
1988	10-6	.625	3rd-NFC West	Jim Mora	5-3	.625	5-3	.625
1989	9-7	.563	3rd-NFC West	Jim Mora	5-3	.625	4-4	.500
1990	8-8	.500	2nd-NFC West	Jim Mora	5-3	.625	3-5	.375
NFC Wild Card Playoffs: at Chicago, L 6-16								
1991	11-5	.688	1st-NFC West	Jim Mora	6-2	.750	5-3	.625
NFC Wild Card Playoffs: vs. Atlanta, L 20-27								
1992	12-4	.750	2nd-NFC West	Jim Mora	6-2	.750	6-2	.750
NFC Wild Card Playoffs: vs. Philadelphia, L 20-36								
1993	8-8	.500	2nd-NFC West	Jim Mora	4-4	.500	4-4	.500
1994	7-9	.438	2nd-NFC West	Jim Mora	3-5	.375	4-4	.500
1995	7-9	.438	5th-NFC West	Jim Mora	4-4	.500	3-5	.375
1996	3-13	.188	5th-NFC West	Jim Mora (2-6) Rick Venturi (1-7)	2-6	.250	1-7	.125
1997	6-10	.375	4th-NFC West	Mike Ditka	3-5	.375	3-5	.375
1998	6-10	.375	3rd-NFC West	Mike Ditka	4-4	.500	2-6	.250
1999	3-13	.188	5th-NFC West	Mike Ditka	3-5	.375	0-8	.000
2000	10-6	.625	1st-NFC West	Jim Haslett	3-5	.375	7-1	.875
NFC Wild Card Playoffs: vs. St. Louis Rams, W 31-28; NFC Divisional Playoff: at Minnesota, L 16-34								
2001	7-9	.438	3rd-NFC West	Jim Haslett	3-5	.375	4-4	.500
2002	9-7	.563	3rd-NFC West	Jim Haslett	4-4	.500	5-3	.625
2003	8-8	.500	2nd-NFC South	Jim Haslett	5-3	.625	3-5	.375
2004	8-8	.500	2nd-NFC South	Jim Haslett	3-5	.375	5-3	.625
2005	3-13	.188	4th-NFC South	Jim Haslett	1-7	.125	2-6	.250
2006	10-6	.625	1st-NFC South	Sean Payton	4-4	.500	6-2	.750
NFC Divisional Playoffs: vs. Philadelphia, W 27-24; NFC Championship: at Chicago, L 14-39								

YEAR-BY-YEAR RESULTS

2007	7-9	.438	3rd-NFC South	Sean Payton	3-5	.375	4-4	.500
2008	8-8	.500	4th-NFC South	Sean Payton	6-2	.750	2-6	.250
2009	13-3	.813	1st-NFC South	Sean Payton	6-2	.750	7-1	.875
NFC Divisional Playoffs: vs. Arizona, W 45-14; NFC Championship: vs. Minnesota, W 31-28 (OT);								
Super Bowl XLIV: vs. Indianapolis, W 31-17								
2010	11-5	.688	2nd-NFC South	Sean Payton	5-3	.625	6-2	.750
NFC Wild Card Playoffs: at Seattle, L 36-41								
2011	13-3	.813	1st-NFC South	Sean Payton	8-0	1.000	5-3	.625
NFC Wild Card Playoffs: vs. Detroit, W 45-28; NFC Divisional Playoffs: at San Francisco, L 32-36								
2012	7-9	.438	3rd-NFC South	Aaron Kromer (2-4) Joe Vitt (5-5)	4-4	.500	3-5	.375
2013	11-5	.688	2nd-NFC South	Sean Payton	8-0	1.000	3-5	.375
NFC Wild Card Playoffs: at Philadelphia, W 26-24; NFC Divisional Playoffs: at Seattle, L 14-23								
2014	7-9	.438	2nd-NFC South	Sean Payton	3-5	.375	4-4	.500
2015	7-9	.438	3rd-NFC South	Sean Payton	4-4	.500	3-5	.375
2016	7-9	.438	3rd-NFC South	Sean Payton	4-4	.500	3-5	.375
2017	11-5	.688	1st-NFC South	Sean Payton	7-1	.875	4-4	.500
NFC Wild Card Playoffs: vs. Carolina, W 31-26; NFC Divisional Playoffs: at Minnesota, L 24-29								
2018	13-3	.813	1st-NFC South	Sean Payton	6-2	.750	7-1	.875
NFC Divisional Playoffs: vs. Philadelphia, W 20-14; NFC Championship: vs. L.A. Rams, L 23-26 (OT)								
2019	13-3	.813	1st-NFC South	Sean Payton	6-2	.750	7-1	.875
NFC Wild Card Playoffs: vs. Minnesota, L 20-26 (OT)								
2020	12-4	.750	1st-NFC South	Sean Payton	6-2	.750	6-2	.750
NFC Wild Card Playoffs: vs. Chicago, W 21-9; NFC Divisional Playoffs: vs. Tampa Bay, L 20-30								
2021	9-8	.529	2nd-NFC South	Sean Payton	3-5	.375	6-3	.667
2022	7-10	.412	3rd-NFC South	Dennis Allen	4-5	.444	3-5	.375
2023	9-8	.529	2nd-NFC South	Dennis Allen	5-3	.625	4-5	.444

REGULAR SEASON

	Overall	Pct.	Home	Pct.	Road	Pct.
Totals Since 1967:	412-468-5	.468	221-220-1	.501	191-248-4	.436
Tulane Stadium (1967-74):			23-32-1			.420
Caesars Superdome (1975-2004, 2006-present):			196-176			.527
Giants Stadium (2005):			0-1			.000
San Antonio Alamodome (2005):			1-2			.333
Tiger Stadium (2005):			0-4			.000
Wembley Stadium (2008):			1-0			1.000
TIAA Bank Field (2021):			1-0			1.000
Tottenham Hotspur Stadium (2022):			0-1			.000

POSTSEASON

	Overall ^a	Pct.	Home	Pct.	Road	Pct.
Totals	10-13	.435	8-6	.571	1-7	.125

^a - includes Super Bowl XLIV (neutral site).

SERIES RECORDS

REGULAR SEASON (Home Games in Bold)

ARIZONA CARDINALS (15-16-0)

Date	W/L	Score	Site	Attendance
12/3/67	L	20-31	Busch Stadium	41,171
9/29/68	L	20-21	Tulane Stadium	79,021
10/27/68	L	17-31	Busch Stadium	45,476
11/2/69	W	51-42	Busch Stadium	46,718
10/11/70	L	17-24	Busch Stadium	45,294
12/6/74	W	14-0	Tulane Stadium	57,152
10/23/77	L	31-49	Busch Stadium	48,417
10/5/80	L	7-40	Louisiana Superdome	45,388
12/6/81	L	3-30	Busch Stadium	46,923
9/12/82	L	7-21	Louisiana Superdome	58,673
9/4/83	W	28-17	Louisiana Superdome	60,430
9/23/84	W	34-24	Louisiana Superdome	58,723
12/8/85	L	16-28	Busch Stadium	29,527
11/16/86	W	16-7	Busch Stadium	32,069
10/11/87	L	19-24	Busch Stadium	11,795
9/23/90	W	28-7	Louisiana Superdome	61,110
12/22/91	W	27-3	Sun Devil Stadium	30,928
10/18/92	W	30-21	Sun Devil Stadium	27,735
10/31/93	W	20-17	Sun Devil Stadium	36,778
9/22/96	L	14-28	Louisiana Superdome	34,316
12/14/97	W	27-10	Louisiana Superdome	45,517
12/20/98	L	17-19	Sun Devil Stadium	51,617
10/29/00	W	21-10	Sun Devil Stadium	35,016
10/30/04	L	10-34	Sun Devil Stadium	29,109
12/16/07	W	31-24	Louisiana Superdome	70,007
10/10/10	L	20-30	Univ. of Phoenix Stadium	62,621
9/22/13	W	31-7	Mercedes-Benz Superdome	73,057
9/13/15	L	19-31	Univ. of Phoenix Stadium	62,903
12/18/16	W	48-41	Univ. of Phoenix Stadium	65,072
10/27/19	W	31-9	Mercedes-Benz Superdome	73,064
10/20/22	L	34-42	State Farm Stadium	63,290

ATLANTA FALCONS (55-54-0)

11/26/67	W	27-24	Tulane Stadium	83,437
12/7/69	L	17-45	Atlanta Stadium	51,021
9/20/70	L	3-14	Tulane Stadium	77,042
10/25/70	L	14-32	Atlanta Stadium	58,850
10/24/71	L	6-28	Atlanta Stadium	58,850
12/19/71	L	20-24	Tulane Stadium	75,954
10/15/72	L	14-21	Tulane Stadium	66,294
11/12/72	L	20-36	Atlanta Stadium	58,850
9/16/73	L	7-62	Tulane Stadium	66,428
12/16/73	L	10-14	Atlanta Stadium	34,147
9/29/74	W	14-13	Tulane Stadium	62,273
10/20/74	W	13-3	Atlanta Stadium	47,217
10/5/75	L	7-14	Atlanta Stadium	29,444
11/2/75	W	23-7	Louisiana Superdome	49,342
10/10/76	W	30-0	Louisiana Superdome	51,521
10/31/76	L	20-23	Atlanta-Fulton Co. Std.	34,127
11/20/77	W	21-20	Louisiana Superdome	43,135
12/18/77	L	7-35	Atlanta-Fulton Co. Std.	36,895
11/12/78	L	17-20	Louisiana Superdome	70,323
11/26/78	L	17-20	Atlanta-Fulton Co. Std.	55,121
9/2/79	L	34-40	at Louisiana Superdome	70,940
11/25/79	W	37-6	Atlanta-Fulton Co. Std.	42,815
10/19/80	L	14-41	Louisiana Superdome	62,651
11/16/80	L	13-31	Atlanta-Fulton Co. Std.	53,871
9/6/81	L	0-27	Atlanta-Fulton Co. Std.	57,406
11/1/81	L	10-41	Louisiana Superdome	63,637
12/12/82	L	0-35	Atlanta-Fulton Co. Std.	39,533
1/2/83	W	35-6	Louisiana Superdome	47,336
10/9/83	W	19-17	Atlanta-Fulton Co. Std.	51,654
11/6/83	W	27-10	Louisiana Superdome	67,062
9/2/84	L	28-36	Louisiana Superdome	66,652
11/11/84	W	17-13	Atlanta-Fulton Co. Std.	44,590
10/20/85	L	24-31	Atlanta-Fulton Co. Std.	44,784
12/22/85	L	10-16	Louisiana Superdome	37,717
9/7/86	L	10-31	Louisiana Superdome	67,950

12/14/86	W	14-9	Atlanta-Fulton Co. Std.	39,994
11/1/87	W	38-0	Atlanta-Fulton Co. Std.	42,196
9/11/88	W	29-21	Atlanta-Fulton Co. Std.	48,901
12/18/88	W	10-9	Louisiana Superdome	60,566
10/29/89	W	20-13	Louisiana Superdome	65,153
11/19/89	W	26-17	Atlanta-Fulton Co. Std.	53,173
10/7/90	L	27-28	Atlanta-Fulton Co. Std.	57,401
11/25/90	W	10-7	Louisiana Superdome	68,629
9/29/91	W	27-6	Atlanta-Fulton Co. Std.	56,556
11/24/91	L	20-23	at Louisiana Superdome	68,591
9/20/92	W	10-7	Georgia Dome	67,328
12/3/92	W	22-14	Louisiana Superdome	68,591
9/12/93	W	34-31	Georgia Dome	64,287
10/24/93	L	15-26	Louisiana Superdome	69,043
11/13/94	W	33-32	Louisiana Superdome	60,313
12/11/94	W	29-20	Georgia Dome	61,307
9/17/95	L	24-27	at Louisiana Superdome	57,442
12/10/95	L	14-19	Georgia Dome	54,603
11/17/96	L	15-17	Georgia Dome	43,119
12/8/96	L	15-31	Louisiana Superdome	32,923
10/12/97	L	17-23	Louisiana Superdome	65,619
11/23/97	L	3-20	Georgia Dome	48,620
10/18/98	L	23-31	Georgia Dome	60,774
12/13/98	L	17-27	Louisiana Superdome	61,678
10/10/99	L	17-20	Louisiana Superdome	57,289
12/5/99	L	12-35	Georgia Dome	62,568
10/22/00	W	21-19	Georgia Dome	56,508
12/17/00	W	23-7	Louisiana Superdome	64,900
10/21/01	L	13-20	Louisiana Superdome	70,020
12/9/01	W	28-10	Georgia Dome	68,826
10/27/02	L	35-37	Louisiana Superdome	67,883
11/17/02	L	17-24	Georgia Dome	70,382
10/19/03	W	45-17	Georgia Dome	70,837
11/16/03	W	23-20	at Louisiana Superdome	68,432
11/28/04	L	21-24	Georgia Dome	70,521
12/26/04	W	26-13	Louisiana Superdome	64,900
10/16/05	L	31-34	Alamodome	65,562
12/12/05	L	17-36	Georgia Dome	70,083
9/25/06	W	23-3	Louisiana Superdome	70,003
11/26/06	W	31-13	Georgia Dome	70,933
10/21/07	W	22-16	Louisiana Superdome	69,994
12/10/07	W	34-14	Georgia Dome	69,553
11/9/08	L	20-34	Georgia Dome	64,826
12/7/08	W	29-25	Louisiana Superdome	70,011
11/2/09	W	35-27	Louisiana Superdome	70,088
12/13/09	W	26-23	Georgia Dome	68,930
9/26/10	L	24-27	at Louisiana Superdome	70,051
12/27/10	W	17-14	Georgia Dome	70,144
11/13/11	W	26-23	at Georgia Dome	70,359
12/26/11	W	45-16	Mercedes-Benz Superdome	73,085
11/11/12	W	31-27	Mercedes-Benz Superdome	73,126
11/29/12	L	13-23	Georgia Dome	70,514
9/8/13	W	23-17	Mercedes-Benz Superdome	72,348
11/21/13	W	17-13	Georgia Dome	70,422
9/7/14	L	34-37	at Georgia Dome	70,706
12/14/14	L	14-30	Mercedes-Benz Superdome	73,164
10/15/15	W	31-21	Mercedes-Benz Superdome	73,018
1/3/16	W	20-17	Georgia Dome	69,699
9/26/16	L	32-45	Mercedes-Benz Superdome	73,003
1/1/17	L	32-38	Georgia Dome	70,835
12/7/17	L	17-20	Mercedes-Benz Stadium	72,866
12/24/17	W	23-13	Mercedes-Benz Superdome	73,188
9/23/18	W	43-37	at Mercedes-Benz Stadium	74,457
11/22/18	W	31-17	Mercedes-Benz Superdome	73,017
11/10/19	L	9-26	Mercedes-Benz Superdome	72,283
11/28/19	W	26-18	Mercedes-Benz Stadium	71,993
11/22/20	W	24-9	Mercedes-Benz Superdome	6,000
12/6/20	W	21-16	Mercedes-Benz Stadium	8,713
11/7/21	L	25-27	Caesars Superdome	69,170
1/9/22	W	30-20	Mercedes-Benz Stadium	68,336
9/11/22	W	27-26	Mercedes-Benz Stadium	70,078
12/18/22	W	21-18	Caesars Superdome	70,041
11/26/23	L	15-24	Mercedes-Benz Stadium	70,166
1/7/24	W	48-17	Caesars Superdome	70,072

SERIES RECORDS

BALTIMORE RAVENS (2-6-0)

9/29/96	L	10-17	Memorial Stadium	61,063
12/19/99	L	8-31	PSINet Stadium	67,597
12/8/02	W	37-25	Ravens Stadium	69,334
10/29/06	L	22-35	Louisiana Superdome	69,152
12/19/10	L	24-30	M&T Bank Stadium	71,432
11/24/14	L	27-34	Mercedes-Benz Superdome	73,373
10/21/18	W	24-23	M&T Bank Stadium	70,639
11/7/22	L	13-27	Caesars Superdome	70,010

BUFFALO BILLS (7-5-0)

11/4/73	W	13-0	Tulane Stadium	74,770
9/21/80	L	26-35	Louisiana Superdome	51,154
10/30/83	L	21-27	Rich Stadium	49,413
12/10/89	W	22-19	Rich Stadium	70,037
12/20/92	L	16-20	Louisiana Superdome	68,591
12/27/98	L	33-45	Louisiana Superdome	39,707
9/9/01	W	24-6	Ralph Wilson Stadium	71,447
10/2/05	W	19-7	Alamodome	58,688
9/27/09	W	27-7	Ralph Wilson Stadium	70,261
10/27/13	W	35-17	Mercedes-Benz Superdome	72,405
11/12/17	W	47-10	New Era Field	67,501
11/25/21	L	6-31	Caesars Superdome	69,170

CAROLINA PANTHERS (30-2-0)

10/22/95	L	3-20	Clemson Memorial Std.	55,484
11/26/95	W	34-26	Louisiana Superdome	39,580
9/8/96	L	20-22	Louisiana Superdome	43,288
10/20/96	L	7-19	Ericsson Stadium	70,888
10/19/97	L	0-13	Louisiana Superdome	50,963
11/30/97	W	16-13	Ericsson Stadium	57,957
9/13/98	W	19-14	Louisiana Superdome	51,915
11/1/98	L	17-31	Ericsson Stadium	62,514
9/12/99	W	19-10	Louisiana Superdome	58,166
1/2/00	L	13-45	Ericsson Stadium	56,929
10/15/00	W	24-6	Louisiana Superdome	50,015
11/12/00	W	20-10	Ericsson Stadium	72,981
10/14/01	W	27-25	Ericsson Stadium	72,049
12/2/01	W	27-23	Louisiana Superdome	70,020
11/10/02	W	34-24	Ericsson Stadium	72,566
12/29/02	L	6-10	Louisiana Superdome	66,944
10/5/03	L	13-19	Ericsson Stadium	72,496
10/26/03	L	20-23	ot Louisiana Superdome	68,370
12/05/04	L	21-32	Louisiana Superdome	58,878
1/2/05	W	21-18	Bank of America Stadium	73,302
9/11/05	W	23-20	Bank of America Stadium	72,920
12/18/05	L	10-27	Tiger Stadium	32,551
10/1/06	L	18-21	Bank of America Stadium	73,392
12/31/06	L	21-31	Louisiana Superdome	69,569
10/7/07	L	13-16	Louisiana Superdome	70,001
11/25/07	W	31-6	Bank of America Stadium	72,032
10/19/08	L	7-30	Bank of America Stadium	73,687
12/28/08	L	31-33	Louisiana Superdome	69,999
11/8/09	W	30-20	Louisiana Superdome	70,011
1/3/10	L	10-23	Bank of America Stadium	73,047
10/3/10	W	16-14	Louisiana Superdome	70,016
11/7/10	W	34-3	Bank of America Stadium	73,191
10/9/11	W	30-27	Bank of America Stadium	72,679
1/1/12	W	45-17	Mercedes-Benz Superdome	73,065
9/16/12	L	27-35	Bank of America Stadium	72,879
12/30/12	L	38-44	Mercedes-Benz Superdome	73,124
12/8/13	W	31-13	Mercedes-Benz Superdome	73,089
12/22/13	L	13-17	Bank of America Stadium	73,825
10/30/14	W	28-10	Bank of America Stadium	73,663
12/7/14	L	10-41	Mercedes-Benz Superdome	73,006
9/27/15	L	22-27	Bank of America Stadium	73,402
12/6/15	L	38-41	Mercedes-Benz Superdome	73,097
10/16/16	W	41-38	Mercedes-Benz Superdome	73,138
11/17/16	L	20-23	Bank of America Stadium	73,288
9/24/17	W	34-13	Bank of America Stadium	73,775
12/3/17	W	31-21	Mercedes-Benz Superdome	73,171

12/17/18	W	12-9	Bank of America Stadium	74,188
12/30/18	L	14-33	Mercedes-Benz Superdome	73,028
11/24/19	W	34-31	Mercedes-Benz Superdome	73,068
12/29/19	W	42-10	Bank of America Stadium	72,203
10/25/20	W	27-24	Mercedes-Benz Superdome	3,000
1/3/21	W	33-7	Bank of America Stadium	1,500
9/19/21	L	7-26	Bank of America Stadium	73,675
1/2/22	W	18-10	Caesars Superdome	69,170
9/25/22	L	14-22	Bank of America Stadium	70,496
1/8/23	L	7-10	Caesars Superdome	70,118
9/18/23	W	20-17	Bank of America Stadium	72,709
12/10/23	W	28-6	Caesars Superdome	70,009

CHICAGO BEARS (18-13-0)

12/1/68	L	17-23	Tulane Stadium	78,285
12/20/70	L	3-24	Tulane Stadium	63,518
10/10/71	L	14-35	Soldier Field	55,049
10/7/73	W	21-16	Tulane Stadium	56,561
10/6/74	L	10-24	Soldier Field	45,919
12/21/75	L	17-42	Louisiana Superdome	33,371
10/2/77	W	42-24	Soldier Field	51,488
9/14/80	L	3-22	Soldier Field	62,523
9/19/82	W	10-0	Soldier Field	56,600
9/18/83	W	34-31	ot Louisiana Superdome	64,692
10/7/84	L	7-20	Soldier Field	53,752
10/18/87	W	19-17	Soldier Field	46,813
10/27/91	L	17-20	Louisiana Superdome	68,591
9/13/92	W	28-6	Louisiana Superdome	68,591
10/9/94	L	7-17	Soldier Field	63,822
10/13/96	W	27-24	Louisiana Superdome	43,512
10/5/97	W	20-17	Soldier Field	58,865
10/3/99	L	10-14	Soldier Field	66,944
10/8/00	W	31-10	Soldier Field	66,944
9/22/02	W	29-23	Memorial Stadium	63,216
10/12/03	W	20-13	Louisiana Superdome	68,390
11/6/05	L	17-20	Tiger Stadium	32,637
12/30/07	L	25-33	Soldier Field	62,064
12/11/08	L	24-27	ot Soldier Field	61,692
9/18/11	W	30-13	Louisiana Superdome	73,019
10/6/13	W	26-18	Soldier Field	62,361
12/15/14	W	31-15	Soldier Field	60,996
10/29/17	W	20-12	Mercedes-Benz Superdome	73,192
10/20/19	W	36-25	Soldier Field	62,306
11/1/20	W	28-23	ot Soldier Field	
11/5/23	W	24-17	Caesars Superdome	70,006

CINCINNATI BENGALS (7-8-0)

11/29/70	L	6-26	Riverfront Stadium	59,342
9/28/75	L	0-21	Louisiana Superdome	52,531
9/24/78	W	20-18	Riverfront Stadium	40,455
10/25/81	W	17-7	Louisiana Superdome	46,336
12/9/84	L	21-24	Louisiana Superdome	40,855
12/20/87	W	41-24	Riverfront Stadium	43,424
11/4/90	W	21-7	Riverfront Stadium	60,067
1/2/94	W	20-13	Louisiana Superdome	58,036
9/15/96	L	15-30	Riverfront Stadium	45,412
12/22/02	L	13-20	Paul Brown Stadium	43,544
11/19/06	L	16-31	Louisiana Superdome	68,001
12/5/10	W	34-30	Paul Brown Stadium	59,963
11/16/14	L	10-27	Mercedes-Benz Superdome	73,073
11/11/18	W	51-14	Paul Brown Stadium	52,492
10/16/22	L	26-30	Caesars Superdome	70,004

CLEVELAND BROWNS (6-13-0)

10/1/67	L	7-42	Tulane Stadium	77,045
9/15/68	L	10-24	Tulane Stadium	74,215
11/10/68	L	17-35	Municipal Stadium	71,025
10/12/69	L	17-27	Tulane Stadium	71,274
12/12/71	L	17-21	Tulane Stadium	72,794
11/30/75	L	16-17	Municipal Stadium	44,753
10/8/78	L	16-24	Louisiana Superdome	50,158

SERIES RECORDS

10/18/81	L	17-20	Municipal Stadium	76,059
10/28/84	W	16-14	Municipal Stadium	52,489
9/13/87	W	28-21	Louisiana Superdome	59,900
10/14/90	W	25-20	Louisiana Superdome	68,608
12/5/93	L	13-17	Municipal Stadium	60,388
10/31/99	L	16-21	Louisiana Superdome	48,817
11/24/02	L	15-24	Louisiana Superdome	68,295
9/10/06	W	19-14	Cleveland Browns Stadium	72,915
10/24/10	W	17-30	Louisiana Superdome	70,077
9/14/14	L	24-26	FirstEnergy Stadium	67,407
9/16/18	W	21-19	Mercedes-Benz Superdome	73,086
12/24/22	W	17-10	FirstEnergy Stadium	67,431

DALLAS COWBOYS (13-18-0)

10/15/67	L	10-14	Cotton Bowl	64,128
11/12/67	L	10-27	Tulane Stadium	83,437
11/3/68	L	3-17	Tulane Stadium	84,728
9/28/69	L	17-21	Tulane Stadium	79,567
11/9/69	L	17-33	Cotton Bowl	68,282
10/17/71	W	24-14	Tulane Stadium	83,088
9/24/73	L	3-40	Texas Stadium	52,715
9/19/76	L	6-24	Louisiana Superdome	61,413
11/19/78	L	7-27	Texas Stadium	57,920
12/19/82	L	7-21	Texas Stadium	64,506
9/25/83	L	20-21	Texas Stadium	62,136
10/21/84	L	27-30	at Texas Stadium	50,966
10/3/88	W	20-17	Louisiana Superdome	68,474
9/10/89	W	28-0	Louisiana Superdome	66,977
12/2/90	L	13-17	Texas Stadium	60,087
12/8/91	L	14-23	Texas Stadium	64,530
12/19/94	L	16-24	Louisiana Superdome	67,323
12/6/99	W	22-3	Louisiana Superdome	65,065
12/24/99	W	31-24	Louisiana Superdome	47,835
12/28/03	W	13-7	Louisiana Superdome	68,451
12/12/04	W	27-13	Texas Stadium	64,056
12/10/06	W	42-17	Texas Stadium	63,722
12/19/09	L	17-24	Louisiana Superdome	70,213
11/25/10	W	30-27	Cowboys Stadium	93,985
12/23/12	W	34-31	at Cowboys Stadium	92,570
11/10/13	W	49-17	Mercedes-Benz Superdome	73,018
9/28/14	L	17-38	AT&T Stadium	91,176
10/4/15	W	26-20	at Mercedes-Benz Superdome	73,009
11/29/18	L	10-13	AT&T Stadium	93,004
9/29/19	W	12-10	Mercedes-Benz Superdome	73,086
12/2/21	L	17-27	Caesars Superdome	69,170

DENVER BRONCOS (3-9-0)

11/22/70	L	6-31	Tulane Stadium	66,837
10/13/74	L	17-33	Mile High Stadium	51,881
11/4/79	L	3-10	Mile High Stadium	74,482
9/15/85	L	23-34	Mile High Stadium	74,488
11/20/88	W	42-0	Louisiana Superdome	68,075
12/24/94	W	30-28	Mile High Stadium	64,445
12/3/00	L	23-38	Louisiana Superdome	64,900
11/21/04	L	13-34	Louisiana Superdome	64,900
9/21/08	L	32-34	INVESCO Field	75,713
10/28/12	L	14-34	Sports Auth.Fld. at Mile High	76,832
11/13/16	L	23-25	Mercedes-Benz Superdome	73,138
11/29/20	W	31-3	Empower Field at Mile High	

DETROIT LIONS (13-13-1)

11/24/68	T	20-20	Tiger Stadium	46,152
11/8/70	W	19-17	Tulane Stadium	66,910
11/19/72	L	14-27	Tiger Stadium	53,752
10/14/73	W	20-13	Tulane Stadium	57,810
11/3/74	L	14-19	Tiger Stadium	43,256
11/14/76	W	17-16	Louisiana Superdome	42,048
9/25/77	L	19-23	Silverdome	51,458
10/21/79	W	17-7	Louisiana Superdome	57,428
10/12/80	L	13-24	Silverdome	78,147
9/18/88	W	22-14	Silverdome	32,943
12/3/89	L	14-21	Silverdome	38,550
10/28/90	L	10-27	Louisiana Superdome	64,368

10/4/92	W	13-7	Silverdome	66,971
9/19/93	W	14-3	Louisiana Superdome	69,039
9/21/97	W	35-17	Louisiana Superdome	50,016
9/3/00	L	10-14	Louisiana Superdome	64,900
9/29/02	L	21-26	Ford Field	60,023
12/24/05	L	12-13	Alamodome	63,747
12/21/08	W	42-7	Ford Field	49,309
9/13/09	W	45-27	Louisiana Superdome	69,719
12/4/11	W	31-17	Mercedes-Benz Superdome	73,042
10/19/14	L	23-24	Ford Field	63,271
12/21/15	L	27-35	Mercedes-Benz Superdome	73,017
12/4/16	L	13-28	Mercedes-Benz Superdome	73,137
10/15/17	W	52-38	Mercedes-Benz Superdome	71,117
10/4/20	W	35-29	Ford Field	
12/3/23	L	28-33	Caesars Superdome	70,003

GREEN BAY PACKERS (10-18)

11/17/68	L	7-29	Milwaukee County Std.	49,644
11/28/71	W	29-21	Milwaukee County Std.	48,035
12/17/72	L	20-30	Tulane Stadium	65,881
12/2/73	L	10-30	Milwaukee County Std.	46,092
10/12/75	W	20-19	Louisiana Superdome	51,371
11/7/76	L	27-32	Milwaukee County Std.	52,936
9/18/77	L	20-24	Louisiana Superdome	56,250
9/10/78	L	17-28	Milwaukee County Std.	54,336
9/9/79	L	19-28	Milwaukee County Std.	53,184
12/13/81	L	7-35	Louisiana Superdome	45,518
11/4/84	L	13-23	Louisiana Superdome	57,426
11/17/85	L	14-38	Milwaukee County Std.	52,104
9/14/86	W	24-10	Louisiana Superdome	46,383
12/27/87	W	33-24	Louisiana Superdome	68,364
9/17/89	L	34-35	Lambeau Field	55,809
11/14/93	L	17-19	Louisiana Superdome	69,043
12/16/95	L	23-34	Louisiana Superdome	50,132
9/15/02	W	35-20	Louisiana Superdome	67,958
10/9/05	L	3-52	Lambeau Field	70,580
9/17/06	W	34-27	Lambeau Field	72,915
11/24/08	W	51-29	Louisiana Superdome	70,668
9/8/11	L	34-42	Lambeau Field	70,555
9/30/12	L	27-28	Lambeau Field	70,571
10/26/14	W	44-23	Mercedes-Benz Superdome	73,146
11/12/17	W	26-17	Lambeau Field	78,380
9/27/20	L	30-37	Mercedes-Benz Superdome	748
9/12/21	W	38-3	TIAA Bank Field	35,242
9/24/23	L	17-18	Lambeau Field	78,043

HOUSTON TEXANS (3-3-0)

9/14/03	W	31-10	Louisiana Superdome	68,390
11/18/07	L	10-23	Reliant Stadium	70,780
9/25/11	W	40-33	Louisiana Superdome	73,002
11/29/15	L	6-24	NRG Stadium	71,778
9/9/19	W	30-28	Mercedes-Benz Superdome	73,039
10/15/23	L	13-20	NRG Stadium	71,810

INDIANAPOLIS COLTS (9-5-0)

12/10/67	L	10-30	Memorial Stadium	60,238
10/19/69	L	10-30	Tulane Stadium	80,636
9/30/73	L	10-14	Memorial Stadium	52,293
10/12/86	W	17-14	Hoosier Dome	53,512
12/24/89	W	41-6	Louisiana Superdome	49,009
11/12/95	W	17-14	Louisiana Superdome	44,122
9/27/98	W	19-13	at RCA Dome	48,480
11/18/01	W	34-20	Louisiana Superdome	70,020
9/28/03	L	21-55	Louisiana Superdome	70,020
9/6/07	L	10-41	RCA Dome	57,361
10/23/11	W	62-7	Mercedes-Benz Superdome	73,012
10/25/15	W	27-21	Lucas Oil Stadium	66,420
12/16/19	W	34-7	Mercedes-Benz Superdome	73,053
10/29/23	W	38-27	Lucas Oil Stadium	65,427

JACKSONVILLE JAGUARS (5-3-0)

10/6/96	W	17-13	Louisiana Superdome	34,231
---------	---	-------	---------------------	--------

SERIES RECORDS

11/21/99	L	23-41	ALLTEL Stadium	69,772
12/21/03	L	19-20	ALLTEL Stadium	49,207
11/4/07	W	41-24	Louisiana Superdome	70,009
10/2/11	W	23-10	EverBank Field	62,471
12/27/15	W	38-27	Mercedes-Benz Superdome	73,064
10/13/19	W	13-6	TIAA Bank Field	63,341
10/19/23	L	24-31	Caesars Superdome	70,009

10/30/77	W	27-26	Louisiana Superdome	59,023
10/1/78	L	20-26	Louisiana Superdome	61,659
10/22/78	W	10-3	L.A. Memorial Col.	47,574
10/7/79	L	17-35	Louisiana Superdome	68,986
12/16/79	W	29-14	L.A. Memorial Col.	53,879
11/2/80	L	31-45	Anaheim Stadium	59,909
11/24/80	L	7-27	Louisiana Superdome	53,448
9/13/81	W	23-17	Louisiana Superdome	62,063
11/8/81	W	21-13	Anaheim Stadium	61,068
9/11/83	L	27-30	Anaheim Stadium	45,572
12/18/83	L	24-26	Louisiana Superdome	70,148
10/14/84	L	10-28	Louisiana Superdome	63,161
12/2/84	L	21-34	Anaheim Stadium	49,348
11/3/85	L	10-28	Anaheim Stadium	49,030
12/1/85	W	29-3	Louisiana Superdome	44,122
11/9/86	W	6-0	Louisiana Superdome	62,352
11/23/86	L	13-26	Anaheim Stadium	58,600
10/4/87	W	37-10	Louisiana Superdome	29,745
11/8/87	W	31-14	Anaheim Stadium	43,379
10/30/88	L	10-12	Louisiana Superdome	68,238
11/13/88	W	14-10	Anaheim Stadium	63,305
10/22/89	W	40-21	Anaheim Stadium	57,567
11/26/89	L	17-20	Louisiana Superdome	64,274
12/9/90	W	24-20	Anaheim Stadium	56,864
12/31/90	W	20-17	Louisiana Superdome	68,647
9/15/91	W	24-7	Louisiana Superdome	68,583
11/3/91	W	24-17	Anaheim Stadium	58,713
10/11/92	W	13-10	Louisiana Superdome	68,591
12/13/92	W	37-14	Anaheim Stadium	47,355
10/3/93	W	37-6	Anaheim Stadium	50,709
12/12/93	L	20-23	Louisiana Superdome	69,033
10/23/94	W	37-34	Louisiana Superdome	47,908
12/4/94	W	31-15	Anaheim Stadium	34,960
9/10/95	L	13-17	Busch Stadium	59,335
11/5/95	W	19-10	Louisiana Superdome	43,120
12/1/96	L	10-26	Louisiana Superdome	26,310
12/21/96	L	13-14	Trans World Dome	57,681
8/31/97	L	24-38	Trans World Dome	64,575
12/7/97	L	27-34	Louisiana Superdome	54,803
9/6/98	W	24-17	Trans World Dome	56,943
11/15/98	W	24-3	Louisiana Superdome	46,430
11/28/99	L	12-43	Trans World Dome	65,864
12/12/99	L	14-30	Louisiana Superdome	46,838
11/26/00	W	31-24	Trans World Dome	66,064
12/24/00	L	21-26	Louisiana Superdome	64,900
10/28/01	W	34-31	Dome at America's Cen.	66,189
12/17/01	L	21-34	Louisiana Superdome	70,332
9/26/04	W	28-25	ot Edward Jones Dome	65,856
10/23/05	L	17-28	Edward Jones Dome	64,586
11/1/07	L	29-37	Louisiana Superdome	70,003
11/15/09	W	28-23	Edward Jones Dome	59,858
12/12/10	W	31-13	Louisiana Superdome	70,015
10/30/11	L	21-31	Edward Jones Dome	57,179
12/15/13	L	16-27	Edward Jones Dome	58,442
11/27/16	W	49-21	Mercedes-Benz Superdome	73,067
11/26/17	L	20-26	L.A. Memorial Col.	62,006
11/4/18	W	45-35	Mercedes-Benz Superdome	73,086
9/15/19	L	9-27	L.A. Memorial Col.	71,460
11/20/22	W	27-20	Caesars Superdome	70,025
12/21/23	L	22-30	Sofi Stadium	73,228

KANSAS CITY CHIEFS (5-7-0)

9/25/72	L	17-20	Tulane Stadium	70,793
9/26/76	W	27-17	Arrowhead Stadium	53,918
11/21/82	W	27-17	Louisiana Superdome	39,341
9/8/85	L	27-47	Louisiana Superdome	57,760
9/8/91	W	17-10	Arrowhead Stadium	74,816
9/4/94	L	17-30	Louisiana Superdome	69,362
12/21/97	L	13-25	Arrowhead Stadium	66,772
11/14/04	W	27-20	Louisiana Superdome	64,900
11/16/08	W	30-20	Arrowhead Stadium	74,159
9/23/12	L	24-27	ot Mercedes-Benz Superdome	72,226
10/23/16	L	21-27	Arrowhead Stadium	76,282
12/20/20	L	29-32	Mercedes-Benz Superdome	3,000

LAS VEGAS RAIDERS (7-7-1)

11/7/71	T	21-21	Tulane Stadium	83,102
11/9/75	L	10-48	Oakland Coliseum	51,267
12/3/79	L	35-42	Louisiana Superdome	65,541
10/13/85	L	13-23	L.A. Memorial Col.	48,152
10/23/88	W	20-6	Louisiana Superdome	66,249
12/16/91	W	27-0	Louisiana Superdome	68,625
11/20/94	L	19-24	L.A. Memorial Col.	41,722
11/9/97	W	13-10	Oakland Coliseum	40,091
11/19/00	L	22-31	Louisiana Superdome	64,900
10/24/04	W	31-26	Network Assoc. Col.	45,337
10/12/08	W	34-3	Louisiana Superdome	70,068
11/18/12	W	38-17	O.co Coliseum	56,880
9/11/16	L	34-35	Mercedes-Benz Superdome	73,028
9/21/20	L	24-34	Allegiant Stadium	
10/30/22	W	24-0	Caesars Superdome	70,009

LOS ANGELES CHARGERS (6-7-0)

11/18/73	L	14-17	San Diego Stadium	34,848
10/9/77	L	0-14	Louisiana Superdome	53,942
12/9/79	L	0-35	Louisiana Superdome	61,059
10/9/88	W	23-17	Jack Murphy Stadium	42,693
11/17/91	L	21-24	Jack Murphy Stadium	48,420
10/16/94	L	22-36	Louisiana Superdome	50,565
9/7/97	L	6-20	Louisiana Superdome	65,760
9/10/00	W	28-27	Qualcomm Stadium	51,300
11/7/04	L	17-43	Qualcomm Stadium	59,662
10/26/08	W	37-32	Wembley Stadium	83,226
10/7/12	W	31-24	Mercedes-Benz Superdome	73,109
10/2/16	W	35-34	Qualcomm Stadium	60,641
10/12/20	W	30-27	ot Mercedes-Benz Superdome	749

LOS ANGELES RAMS (34-43-0)

9/17/67	L	13-27	Tulane Stadium	80,879
10/5/69	L	17-36	L.A. Memorial Col.	54,789
11/1/70	L	17-30	Tulane Stadium	77,861
12/6/70	L	16-34	L.A. Memorial Col.	66,410
9/19/71	W	24-20	Tulane Stadium	70,915
12/5/71	L	28-45	L.A. Memorial Col.	73,610
9/17/72	L	14-34	L.A. Memorial Col.	66,303
11/26/72	W	19-16	Tulane Stadium	64,325
11/11/73	L	7-29	L.A. Memorial Col.	70,358
11/25/73	L	13-24	Tulane Stadium	67,192
9/22/74	L	0-24	L.A. Memorial Col.	64,178
11/17/74	W	20-7	Tulane Stadium	57,287
10/26/75	L	14-38	L.A. Memorial Col.	54,723
12/7/75	L	7-14	Louisiana Superdome	39,958
10/24/76	L	10-16	Louisiana Superdome	51,984
11/28/76	L	14-33	L.A. Memorial Col.	54,906
10/16/77	L	7-14	L.A. Memorial Col.	46,045

MIAMI DOLPHINS (6-7-0)

11/15/70	L	10-21	Orange Bowl	42,866
11/10/74	L	0-21	Tulane Stadium	74,289
9/28/80	L	16-21	Orange Bowl	40,946
10/2/83	W	17-7	Louisiana Superdome	66,489
12/7/86	L	27-31	Louisiana Superdome	64,761
11/29/92	W	24-13	Louisiana Superdome	68,591
10/15/95	W	33-30	Louisiana Superdome	55,628
11/29/98	L	10-30	Pro Player Stadium	73,216
10/30/05	L	6-21	Tiger Stadium	61,643
10/25/09	W	46-34	LandShark Stadium	66,689
9/30/13	W	38-17	Mercedes-Benz Superdome	73,118
10/1/17	W	20-0	Wembley Stadium	84,423

SERIES RECORDS

12/27/21	L	3-20	Caesars Superdome	69,170	12/15/96	W	17-3	Giants Stadium	52,530
9/27/70	L	0-26	Metropolitan Stadium	47,900	9/28/97	L	9-14	Giants Stadium	68,891
11/27/71	L	10-23	Tulane Stadium	83,130	10/24/99	L	3-31	Giants Stadium	77,982
11/5/72	L	6-37	Metropolitan Stadium	49,784	9/30/01	L	13-21	Giants Stadium	78,451
12/1/74	L	9-29	Metropolitan Stadium	44,202	12/14/03	W	45-7	Louisiana Superdome	68,399
11/16/75	L	7-20	Louisiana Superdome	52,765	9/19/05	L	10-27	Giants Stadium	68,031
9/12/76	L	9-40	Louisiana Superdome	58,156	12/24/06	W	30-7	Giants Stadium	78,539
9/3/78	W	31-24	Louisiana Superdome	54,187	10/18/09	W	48-27	Louisiana Superdome	70,011
11/30/80	L	20-23	Louisiana Superdome	30,936	11/28/11	W	49-24	Mercedes-Benz Superdome	73,068
11/15/81	L	10-20	Metropolitan Stadium	45,215	12/9/12	L	27-52	MetLife Stadium	81,437
11/27/83	W	17-16	Louisiana Superdome	59,502	11/1/15	W	52-49	Mercedes-Benz Superdome	73,019
11/24/85	W	30-23	Metrodome	54,117	9/18/16	L	13-16	MetLife Stadium	77,727
12/21/86	L	17-33	Metrodome	51,209	9/30/18	W	33-18	MetLife Stadium	78,213
12/4/88	L	3-45	Metrodome	61,215	10/3/21	L	21-27 ot	Caesars Superdome	69,170
9/16/90	L	3-32	Metrodome	56,272	12/17/23	W	24-6	Caesars Superdome	70,038

MINNESOTA VIKINGS (12-21-0)

NEW YORK JETS (8-6-0)

10/13/68	W	20-17	Tulane Stadium	71,105
9/27/70	L	0-26	Metropolitan Stadium	47,900
11/27/71	L	10-23	Tulane Stadium	83,130
11/5/72	L	6-37	Metropolitan Stadium	49,784
12/1/74	L	9-29	Metropolitan Stadium	44,202
11/16/75	L	7-20	Louisiana Superdome	52,765
9/12/76	L	9-40	Louisiana Superdome	58,156
9/3/78	W	31-24	Louisiana Superdome	54,187
11/30/80	L	20-23	Louisiana Superdome	30,936
11/15/81	L	10-20	Metropolitan Stadium	45,215
11/27/83	W	17-16	Louisiana Superdome	59,502
11/24/85	W	30-23	Metrodome	54,117
12/21/86	L	17-33	Metrodome	51,209
12/4/88	L	3-45	Metrodome	61,215
9/16/90	L	3-32	Metrodome	56,272
9/22/91	W	26-0	Louisiana Superdome	68,591
11/28/93	W	17-14	Metrodome	53,030
11/6/94	L	20-21	Metrodome	57,564
11/19/95	L	24-43	Metrodome	58,108
11/8/98	L	24-31	Metrodome	63,779
10/7/01	W	28-15	Louisiana Superdome	70,020
12/15/02	L	31-32	Louisiana Superdome	67,851
10/17/04	L	31-38	Louisiana Superdome	64,900
9/25/05	L	16-33	Metrodome	63,952
10/6/08	L	27-30	Louisiana Superdome	70,015
9/9/10	W	14-9	Louisiana Superdome	70,051
12/18/11	W	42-20	Mall of America Field	62,623
9/21/14	W	20-9	Mercedes-Benz Superdome	73,005
9/11/17	L	19-29	U.S. Bank Stadium	66,606
10/28/18	W	30-20	U.S. Bank Stadium	66,801
12/25/20	W	52-33	Mercedes-Benz Superdome	3,000
10/2/22	L	25-28	Tottenham Hotspur Stad.	60,639
11/12/23	L	19-27	U.S. Bank Stadium	66,933

NEW ENGLAND PATRIOTS (6-10)

12/3/72	L	17-14	MetLife Stadium	76,957
12/17/72	L	17-14	MetLife Stadium	76,957
12/24/72	L	17-14	MetLife Stadium	76,957
12/31/72	L	17-14	MetLife Stadium	76,957
12/7/73	L	17-14	MetLife Stadium	76,957
12/14/73	L	17-14	MetLife Stadium	76,957
12/21/73	L	17-14	MetLife Stadium	76,957
12/28/73	L	17-14	MetLife Stadium	76,957
1/4/74	L	17-14	MetLife Stadium	76,957
1/11/74	L	17-14	MetLife Stadium	76,957
1/18/74	L	17-14	MetLife Stadium	76,957
1/25/74	L	17-14	MetLife Stadium	76,957
2/1/74	L	17-14	MetLife Stadium	76,957
2/8/74	L	17-14	MetLife Stadium	76,957
2/15/74	L	17-14	MetLife Stadium	76,957
2/22/74	L	17-14	MetLife Stadium	76,957
2/29/74	L	17-14	MetLife Stadium	76,957
3/6/74	L	17-14	MetLife Stadium	76,957
3/13/74	L	17-14	MetLife Stadium	76,957
3/20/74	L	17-14	MetLife Stadium	76,957
3/27/74	L	17-14	MetLife Stadium	76,957
4/3/74	L	17-14	MetLife Stadium	76,957
4/10/74	L	17-14	MetLife Stadium	76,957
4/17/74	L	17-14	MetLife Stadium	76,957
4/24/74	L	17-14	MetLife Stadium	76,957
4/30/74	L	17-14	MetLife Stadium	76,957
5/7/74	L	17-14	MetLife Stadium	76,957
5/14/74	L	17-14	MetLife Stadium	76,957
5/21/74	L	17-14	MetLife Stadium	76,957
5/28/74	L	17-14	MetLife Stadium	76,957
6/4/74	L	17-14	MetLife Stadium	76,957
6/11/74	L	17-14	MetLife Stadium	76,957
6/18/74	L	17-14	MetLife Stadium	76,957
6/25/74	L	17-14	MetLife Stadium	76,957
7/2/74	L	17-14	MetLife Stadium	76,957
7/9/74	L	17-14	MetLife Stadium	76,957
7/16/74	L	17-14	MetLife Stadium	76,957
7/23/74	L	17-14	MetLife Stadium	76,957
7/30/74	L	17-14	MetLife Stadium	76,957
8/6/74	L	17-14	MetLife Stadium	76,957
8/13/74	L	17-14	MetLife Stadium	76,957
8/20/74	L	17-14	MetLife Stadium	76,957
8/27/74	L	17-14	MetLife Stadium	76,957
9/3/74	L	17-14	MetLife Stadium	76,957
9/10/74	L	17-14	MetLife Stadium	76,957
9/17/74	L	17-14	MetLife Stadium	76,957
9/24/74	L	17-14	MetLife Stadium	76,957
10/1/74	L	17-14	MetLife Stadium	76,957
10/8/74	L	17-14	MetLife Stadium	76,957
10/15/74	L	17-14	MetLife Stadium	76,957
10/22/74	L	17-14	MetLife Stadium	76,957
10/29/74	L	17-14	MetLife Stadium	76,957
11/5/74	L	17-14	MetLife Stadium	76,957
11/12/74	L	17-14	MetLife Stadium	76,957
11/19/74	L	17-14	MetLife Stadium	76,957
11/26/74	L	17-14	MetLife Stadium	76,957
12/3/74	L	17-14	MetLife Stadium	76,957
12/10/74	L	17-14	MetLife Stadium	76,957
12/17/74	L	17-14	MetLife Stadium	76,957
12/24/74	L	17-14	MetLife Stadium	76,957
12/31/74	L	17-14	MetLife Stadium	76,957
1/7/75	L	17-14	MetLife Stadium	76,957
1/14/75	L	17-14	MetLife Stadium	76,957
1/21/75	L	17-14	MetLife Stadium	76,957
1/28/75	L	17-14	MetLife Stadium	76,957
2/4/75	L	17-14	MetLife Stadium	76,957
2/11/75	L	17-14	MetLife Stadium	76,957
2/18/75	L	17-14	MetLife Stadium	76,957
2/25/75	L	17-14	MetLife Stadium	76,957
3/4/75	L	17-14	MetLife Stadium	76,957
3/11/75	L	17-14	MetLife Stadium	76,957
3/18/75	L	17-14	MetLife Stadium	76,957
3/25/75	L	17-14	MetLife Stadium	76,957
4/1/75	L	17-14	MetLife Stadium	76,957
4/8/75	L	17-14	MetLife Stadium	76,957
4/15/75	L	17-14	MetLife Stadium	76,957
4/22/75	L	17-14	MetLife Stadium	76,957
4/29/75	L	17-14	MetLife Stadium	76,957
5/6/75	L	17-14	MetLife Stadium	76,957
5/13/75	L	17-14	MetLife Stadium	76,957
5/20/75	L	17-14	MetLife Stadium	76,957
5/27/75	L	17-14	MetLife Stadium	76,957
6/3/75	L	17-14	MetLife Stadium	76,957
6/10/75	L	17-14	MetLife Stadium	76,957
6/17/75	L	17-14	MetLife Stadium	76,957
6/24/75	L	17-14	MetLife Stadium	76,957
7/1/75	L	17-14	MetLife Stadium	76,957
7/8/75	L	17-14	MetLife Stadium	76,957
7/15/75	L	17-14	MetLife Stadium	76,957
7/22/75	L	17-14	MetLife Stadium	76,957
7/29/75	L	17-14	MetLife Stadium	76,957
8/5/75	L	17-14	MetLife Stadium	76,957
8/12/75	L	17-14	MetLife Stadium	76,957
8/19/75	L	17-14	MetLife Stadium	76,957
8/26/75	L	17-14	MetLife Stadium	76,957
9/2/75	L	17-14	MetLife Stadium	76,957
9/9/75	L	17-14	MetLife Stadium	76,957
9/16/75	L	17-14	MetLife Stadium	76,957
9/23/75	L	17-14	MetLife Stadium	76,957
9/30/75	L	17-14	MetLife Stadium	76,957
10/7/75	L	17-14	MetLife Stadium	76,957
10/14/75	L	17-14	MetLife Stadium	76,957
10/21/75	L	17-14	MetLife Stadium	76,957
10/28/75	L	17-14	MetLife Stadium	76,957
11/4/75	L	17-14	MetLife Stadium	76,957
11/11/75	L	17-14	MetLife Stadium	76,957
11/18/75	L	17-14	MetLife Stadium	76,957
11/25/75	L	17-14	MetLife Stadium	76,957
12/2/75	L	17-14	MetLife Stadium	76,957
12/9/75	L	17-14	MetLife Stadium	76,957
12/16/75	L	17-14	MetLife Stadium	76,957
12/23/75	L	17-14	MetLife Stadium	76,957
12/30/75	L	17-14	MetLife Stadium	76,957
1/6/76	L	17-14	MetLife Stadium	76,957
1/13/76	L	17-14	MetLife Stadium	76,957
1/20/76	L	17-14	MetLife Stadium	76,957
1/27/76	L	17-14	MetLife Stadium	76,957
2/3/76	L	17-14	MetLife Stadium	76,957
2/10/76	L	17-14	MetLife Stadium	76,957
2/17/76	L	17-14	MetLife Stadium	76,957
2/24/76	L	17-14	MetLife Stadium	76,957
3/2/76	L	17-14	MetLife Stadium	76,957
3/9/76	L	17-14	MetLife Stadium	76,957
3/16/76	L	17-14	MetLife Stadium	76,957
3/23/76	L	17-14	MetLife Stadium	76,957
3/30/76	L	17-14	MetLife Stadium	76,957
4/6/76	L	17-14	MetLife Stadium	76,957
4/13/76	L	17-14	MetLife Stadium	76,957
4/20/76	L	17-14	MetLife Stadium	76,957
4/27/76	L	17-14	MetLife Stadium	76,957
5/4/76	L	17-14	MetLife Stadium	76,957
5/11/76	L	17-14	MetLife Stadium	76,957
5/18/76	L	17-14	MetLife Stadium	76,957
5/25/76	L	17-14	MetLife Stadium	76,957
6/1/76	L	17-14	MetLife Stadium	76,957
6/8/76	L	17-14	MetLife Stadium	76,957
6/15/76	L	17-14	MetLife Stadium	76,957
6/22/76	L	17-14	MetLife Stadium	76,957
6/29/76	L	17-14	MetLife Stadium	76,957
7/6/76	L	17-14	MetLife Stadium	76,957
7/13/76	L	17-14	MetLife Stadium	76,957
7/20/76	L	17-14	MetLife Stadium	76,957
7/27/76	L	17-14	MetLife Stadium	76,957
8/3/76	L	17-14	MetLife Stadium	76,957
8/10/76	L	17-14	MetLife Stadium	76,957
8/17/76	L			

SERIES RECORDS

10/4/81	L	6-20	Louisiana Superdome	64,578	11/5/00	W	31-15	Louisiana Superdome	64,900
11/19/84	W	27-24	Louisiana Superdome	66,005	12/10/00	W	31-27	3Com Park	67,892
11/29/87	W	20-16	Three Rivers Stadium	47,896	11/11/01	L	27-28	3Com Park	68,083
12/16/90	L	6-9	Louisiana Superdome	68,582	1/6/02	L	0-38	Louisiana Superdome	70,020
10/17/93	L	14-37	Three Rivers Stadium	56,056	10/20/02	W	35-27	Louisiana Superdome	67,903
10/6/02	W	32-29	Louisiana Superdome	67,734	9/19/04	W	30-27	Louisiana Superdome	64,900
11/12/06	L	31-38	Heinz Field	61,911	12/03/06	W	34-10	Louisiana Superdome	68,241
10/31/10	W	20-10	Louisiana Superdome	70,011	10/28/07	W	31-10	Monster Park	68,244
11/30/14	W	35-32	Heinz Field	61,196	9/28/08	W	31-17	Louisiana Superdome	70,008
12/23/18	W	31-28	Mercedes-Benz Superdome	73,086	9/20/10	W	25-22	Candlestick Park	69,732
11/13/22	L	10-20	Acrisure Stadium	66,544	11/25/12	L	21-31	Mercedes-Benz Superdome	73,147

SAN FRANCISCO 49ERS (27-49-2)

10/22/67	L	13-27	Kezar Stadium	34,285
11/23/69	W	43-38	Tulane Stadium	71,448
10/18/70	T	20-20	Kezar Stadium	39,446
12/13/70	L	27-38	Tulane Stadium	61,940
9/26/71	L	20-38	Tulane Stadium	81,595
11/14/71	W	26-20	Candlestick Park	45,138
10/1/72	L	2-37	Tulane Stadium	69,840
10/22/72	T	20-20	Candlestick Park	59,167
10/21/73	L	0-40	Candlestick Park	52,881
12/9/73	W	16-10	Tulane Stadium	62,490
9/15/74	L	13-17	Tulane Stadium	65,071
12/15/74	L	21-35	Candlestick Park	40,418
10/19/75	L	21-35	Candlestick Park	39,990
11/23/75	L	6-16	Louisiana Superdome	40,328
10/17/76	L	3-33	Candlestick Park	43,160
12/12/76	L	7-27	Louisiana Superdome	42,536
11/13/77	L	7-10 ot	Louisiana Superdome	41,564
11/27/77	L	17-20	Candlestick Park	33,702
10/15/78	W	14-7	Candlestick Park	37,671
12/3/78	W	24-13	Louisiana Superdome	50,068
9/23/79	W	30-21	Candlestick Park	39,727
11/11/79	W	31-20	Louisiana Superdome	65,551
9/7/80	L	23-26	Louisiana Superdome	58,621
12/7/80	L	35-38 ot	Candlestick Park	37,949
9/27/81	L	14-21	Candlestick Park	44,433
12/20/81	L	17-21	Louisiana Superdome	43,639
11/28/82	W	23-20	Candlestick Park	51,611
10/16/83	L	13-32	Louisiana Superdome	68,154
11/13/83	L	0-27	Candlestick Park	40,022
9/16/84	L	20-30	Candlestick Park	57,611
11/25/84	L	3-35	Louisiana Superdome	65,117
9/29/85	W	20-17	Candlestick Park	58,053
12/15/85	L	19-31	Louisiana Superdome	46,065
9/21/86	L	17-26	Candlestick Park	58,297
11/2/86	W	23-10	Louisiana Superdome	53,234
10/25/87	L	22-24	Louisiana Superdome	60,497
11/15/87	W	26-24	Candlestick Park	60,436
9/4/88	L	33-34	Louisiana Superdome	66,357
12/11/88	L	17-30	Candlestick Park	62,977
10/8/89	L	20-24	Louisiana Superdome	60,488
11/6/89	L	13-31	Candlestick Park	60,667
9/10/90	L	12-13	Louisiana Superdome	68,629
12/23/90	W	13-10	Candlestick Park	60,112
11/10/91	W	10-3	Louisiana Superdome	68,591
12/1/91	L	24-38	Candlestick Park	62,092
9/27/92	L	10-16	Louisiana Superdome	68,591
11/15/92	L	20-21	Candlestick Park	64,895
9/26/93	W	16-13	Louisiana Superdome	69,041
11/22/93	L	7-42	Candlestick Park	66,500
9/25/94	L	13-24	Candlestick Park	63,971
11/28/94	L	14-35	Louisiana Superdome	61,304
9/3/95	L	22-24	Louisiana Superdome	66,627
10/29/95	W	11-7	3Com Park	65,272
9/1/96	L	11-27	3Com Park	63,970
11/3/96	L	17-24	Louisiana Superdome	53,297
9/14/97	L	7-33	3Com Park	61,838
10/26/97	L	0-23	Louisiana Superdome	60,443
10/11/98	L	0-31	Louisiana Superdome	62,811
11/22/98	L	20-31	3Com Park	68,429
9/19/99	L	21-28	3Com Park	67,685
11/14/99	W	24-6	Louisiana Superdome	52,198

SEATTLE SEAHAWKS (10-6-0)

11/21/76	W	51-27	Kingdome	61,865
11/18/79	L	24-38	Kingdome	60,055
11/10/85	L	3-27	Louisiana Superdome	47,365
10/16/88	W	20-19	Kingdome	63,569
9/1/91	W	27-24	Louisiana Superdome	68,492
11/16/97	W	20-17 ot	Louisiana Superdome	50,493
9/17/00	L	10-20	Husky Stadium	59,513
9/7/03	L	10/27	Seahawks Stadium	52,250
9/12/04	L	7-21	Louisiana Superdome	64,900
10/14/07	W	28-17	Qwest Field	68,296
11/21/10	W	34-19	Louisiana Superdome	70,015
12/2/13	L	7-34	CenturyLink Field	68,387
10/30/16	W	25-20	Mercedes-Benz Superdome	73,188
9/22/19	W	33-27	CenturyLink Field	69,005
10/25/21	W	13-10	CenturyLink Field	68,563
10/9/22	W	39-32	Caesars Superdome	70,003

TAMPA BAY BUCCANEERS (40-24-0)

12/11/77	L	14-33	Louisiana Superdome	40,124
12/17/78	W	17-10	Tampa Stadium	51,207
10/14/79	W	42-14	Tampa Stadium	67,640
11/29/81	L	14-31	Louisiana Superdome	62,209
12/5/82	L	10-13	Louisiana Superdome	61,709
10/23/83	W	24-21	Tampa Stadium	48,242
9/9/84	W	17-13	Louisiana Superdome	54,686
9/22/85	W	20-13	Louisiana Superdome	45,320
10/19/86	W	38-7	Louisiana Superdome	43,355
12/6/87	W	44-34	Louisiana Superdome	66,471
9/25/88	W	13-9	Louisiana Superdome	66,671
9/24/89	L	10-20	Tampa Stadium	44,053
11/11/90	W	35-7	Louisiana Superdome	67,865
10/20/91	W	23-7	Louisiana Superdome	68,591
11/1/92	W	23-21	Louisiana Superdome	68,591
9/18/94	W	9-7	Tampa Stadium	45,522
11/24/96	L	7-13	Houlihan's Stadium	40,203
10/25/98	W	9-3	Louisiana Superdome	52,695
11/7/99	L	16-31	Louisiana Superdome	47,129
12/23/01	L	21-48	Raymond James Stadium	65,526
9/8/02	W	26-20 ot	Raymond James Stadium	65,554
12/1/02	W	23-20	Louisiana Superdome	68,226
11/2/03	W	17-14	Raymond James Stadium	65,524
12/7/03	L	7-14	Louisiana Superdome	68,442
10/10/04	L	17-20	Louisiana Superdome	64,900
12/19/04	W	21-17	Raymond James Stadium	65,075
12/4/05	L	3-10	Tiger Stadium	34,411
1/1/06	L	13-27	Raymond James Stadium	65,379
10/8/06	W	24-21	Louisiana Superdome	68,183
11/5/06	W	31-14	Raymond James Stadium	65,561
9/16/07	L	14-31	Raymond James Stadium	65,178
12/2/07	L	23-27	Louisiana Superdome	70,009
9/7/08	W	24-20	Louisiana Superdome	69,881
11/30/08	L	20-23	Raymond James Stadium	64,430
11/22/09	W	38-7	Raymond James Stadium	62,720
12/27/09	L	17-20 ot	Louisiana Superdome	70,021

SERIES RECORDS

10/17/10	W	31-6	Raymond James Stadium	51,759
1/2/11	L	13-23	Louisiana Superdome	70,068
10/16/11	L	20-26	Raymond James Stadium	56,590
11/6/11	W	27-16	Mercedes-Benz Superdome	73,043
10/21/12	W	35-28	Raymond James Stadium	58,906
12/16/12	W	41-0	Mercedes-Benz Superdome	73,096
9/15/13	W	16-13	Raymond James Stadium	60,870
12/29/13	W	42-17	Mercedes-Benz Superdome	73,150
10/5/14	W	37-31 ot	Mercedes-Benz Superdome	73,004
12/28/14	W	23-20	Raymond James Stadium	59,952
9/20/15	L	19-26	Mercedes-Benz Superdome	73,006
12/13/15	W	24-17	Raymond James Stadium	62,138
12/11/16	L	11-16	Raymond James Stadium	62,140
12/24/16	W	31-24	Mercedes-Benz Superdome	73,177
11/5/17	W	30-10	Mercedes-Benz Superdome	73,121
12/31/17	L	24-31	Raymond James Stadium	55,736
9/9/18	L	40-48	Mercedes-Benz Superdome	73,038
12/9/18	W	28-14	Raymond James Stadium	53,495
10/6/19	W	31-24	Mercedes-Benz Superdome	73,029
11/17/19	W	34-17	Raymond James Stadium	54,333
9/13/20	W	34-23	Mercedes-Benz Superdome	
11/8/20	W	38-3	Raymond James Stadium	15,740
10/31/21	W	36-27	Caesars Superdome	69,170
12/19/21	W	9-0	Raymond James Stadium	65,744
9/18/22	L	10-20	Caesars Superdome	70,040
12/5/22	L	16-17	Raymond James Stadium	68,709
10/1/23	L	9-26	Caesars Superdome	70,003
12/31/23	W	23-13	Raymond James Stadium	65,471

TENNESSEE TITANS (7-9-1)

10/3/71	T	13-13	Astrodome	47,966
10/3/76	L	26-31	Louisiana Superdome	51,973
12/10/78	L	12-17	Louisiana Superdome	63,169
11/22/81	W	27-24	Astrodome	49,581
9/30/84	W	27-10	Astrodome	43,108
12/13/87	W	24-10	Louisiana Superdome	68,257
10/21/90	L	10-23	Astrodome	57,908
9/5/93	W	33-21	Louisiana Superdome	69,029
11/10/96	L	14-31	Louisiana Superdome	34,121
10/17/99	L	21-24	Louisiana Superdome	51,875
9/21/03	L	12-27	The Coliseum	68,809
9/24/07	L	14-31	Louisiana Superdome	70,002
12/11/11	W	22-17	LP Field	69,143
11/8/15	L	28-34 ot	Mercedes-Benz Superdome	73,075
12/22/19	W	38-28	Nissan Stadium	66,756
11/14/21	L	21-23	Nissan Stadium	69,414
9/10/23	W	16-15	Caesars Superdome	70,024

WASHINGTON COMMANDERS (11-17-0)

9/24/67	L	10-30	Tulane Stadium	74,937
12/17/67	W	30-14	D.C. Stadium	50,486
9/22/68	W	37-17	Tulane Stadium	65,941
9/21/69	L	20-26	Tulane Stadium	73,147
12/14/69	L	14-17	R.F.K. Stadium	50,354
10/31/71	L	14-24	R.F.K. Stadium	53,041
10/28/73	W	19-3	Tulane Stadium	66,315
9/21/75	L	3-41	R.F.K. Stadium	54,414
10/28/79	W	14-10	R.F.K. Stadium	52,133
10/26/80	L	14-22	R.F.K. Stadium	51,375
12/26/82	L	10-27	Louisiana Superdome	48,667
10/5/86	L	6-14	Louisiana Superdome	57,378
11/6/88	L	24-27	R.F.K. Stadium	54,183
10/1/89	L	14-16	Louisiana Superdome	64,358
11/18/90	L	17-31	R.F.K. Stadium	52,573
11/23/92	W	20-3	Louisiana Superdome	68,591
9/11/94	L	24-38	Louisiana Superdome	58,049
12/30/01	L	10-40	Louisiana Superdome	70,020
10/13/02	W	43-27	FedExField	80,768
11/30/03	W	24-20	FedExField	76,821
12/17/06	L	10-16	Louisiana Superdome	69,052
9/14/09	L	24-29	FedExField	88,246
12/6/09	W	33-30 ot	FedExField	84,520

9/9/12	L	32-40	Mercedes-Benz Superdome	72,180
11/15/15	L	14-47	FedExField	75,086
11/19/17	W	34-31 ot	Mercedes-Benz Superdome	73,138
10/8/18	W	43-19	Mercedes-Benz Superdome	73,028
10/10/21	W	33-22	FedExField	50,137

POSTSEASON

Arizona Cardinals (1-0)				
1/16/10	W	45-14	Louisiana Superdome#	70,149

Atlanta Falcons (0-1)				
12/28/91	L	20-27	Louisiana Superdome*	68,794

Carolina Panthers (1-0)				
1/7/18	W	31-26	Mercedes-Benz Superdome*	73,186

Chicago Bears (1-2)				
1/6/91	L	6-16	Soldier Field*	60,767
1/21/07	L	14-39	Soldier Field%	61,817
1/10/21	W	21-9	Mercedes-Benz Superdome*	3,000

Detroit Lions (1-0)				
1/7/12	W	45-28	Mercedes-Benz Superdome*	73,038

Indianapolis Colts (1-0)				
2/7/10	W	31-17	Sun Life Stadium\$	74,059

Minnesota Vikings (1-4)				
1/3/87	L	10-44	Louisiana Superdome*	68,127
1/6/01	L	16-34	Metrodome#	63,881
1/24/10	W	31-28 ot	Louisiana Superdome%	71,276
1/14/18	L	24-29	U.S. Bank Stadium#	66,612
1/5/20	L	20-26 ot	Mercedes-Benz Superdome*	73,038

Philadelphia Eagles (3-1)				
1/3/93	L	20-36	Louisiana Superdome*	68,893
1/13/07	W	27-24	Louisiana Superdome#	70,001
1/4/14	W	26-24	Lincoln Financial Field*	69,144
1/13/19	W	20-14	Mercedes-Benz Superdome#	73,027

Los Angeles/St. Louis Rams (1-1)				
12/30/00	W	31-28	Louisiana Superdome*	64,900
1/20/18	L	23-26 ot	Mercedes-Benz Superdome%	73,028

San Francisco 49ers (0-1)				
1/14/12	L	32-36	Candlestick Park#	69,732

Seattle Seahawks (0-2)				
1/8/11	L	36-41	Qwest Field*	66,336
1/11/14	L	15-23	CenturyLink Field#	68,388

Tampa Bay Buccaneers (0-1)				
1/17/21	L	20-30	Mercedes-Benz Superdome#	3,750

* - NFC Wild Card Playoff; # - NFC Divisional Playoff
% - NFC Championship; \$ - Super Bowl

ATTENDANCE FIGURES

Year	COMBINED			HOME			ROAD		
	Total	Games	Avg.	Total	Games	Avg.	Total	Games	Avg.
1967	901,971	14	64,427	528,242	7	75,463	373,729	7	53,390
1968	882,121	14	63,009	519,426	7	74,203	362,695	7	51,814
1969	921,972	14	65,855	521,133	7	74,447	400,839	7	57,262
1970	843,342	14	60,238	483,234	7	69,033	360,108	7	51,444
1971	932,267	14	66,590	550,578	7	78,654	381,689	7	54,527
1972	880,545	14	62,896	467,686	7	66,812	412,859	7	58,980
1973	794,900	14	56,779	451,566	7	64,509	343,334	7	49,048
1974	788,156	14	56,296	452,236	7	64,605	335,920	7	47,988
1975	633,807	14	45,272	319,066	7	45,581	314,741	7	44,963
1976	714,135	14	51,010	359,631	7	51,376	354,504	7	50,643
1977	655,079	14	46,791	334,502	7	47,786	321,577	7	45,940
1978	850,823	16	53,176	457,613	8	57,202	393,210	8	49,151
1979	939,175	16	58,698	495,260	8	61,907	443,915	8	55,489
1980	807,652	16	50,478	384,855	8	48,109	422,797	8	52,850
1981	891,207	16	55,700	440,708	8	55,089	450,499	8	55,700
1982	467,978	9	51,988	255,726	5	51,145	212,252	4	53,063
1983	891,883	16	55,743	525,083	8	65,635	366,800	8	45,850
1984	884,588	16	55,287	472,625	8	59,078	411,963	8	51,495
1985	799,050	16	49,963	388,795	8	49,941	410,255	8	51,282
1986	864,368	16	54,023	453,672	8	56,709	410,696	8	51,337
1987	774,297	15	51,620	420,873	7	60,125	353,424	8	44,178
1988	960,942	16	60,059	531,156	8	66,395	429,786	8	53,723
1989	916,534	16	57,283	488,998	8	61,124	427,536	8	53,442
1990	997,722	16	62,358	536,438	8	67,055	461,284	8	57,661
1991	1,008,934	16	63,058	548,655	8	68,582	460,279	8	57,535
1992	977,552	16	61,097	548,728	8	68,591	428,824	8	53,603
1993	979,133	16	61,196	541,300	8	67,663	437,833	8	54,730
1994	903,213	16	56,451	469,900	8	58,738	433,313	8	54,164
1995	854,771	16	53,423	400,589	8	50,074	454,182	8	56,772
1996	736,864	16	46,054	301,998	8	37,750	434,866	8	54,358
1997	911,223	16	56,951	443,614	8	55,452	467,609	8	58,451
1998	922,225	16	57,639	436,473	8	54,559	485,752	8	60,719
1999	945,488	16	59,093	410,147	8	51,268	535,341	8	66,918
2000	980,533	16	61,283	504,315	8	63,039	476,218	8	59,527
2001	1,111,335	16	69,458	560,472	8	70,059	550,863	8	68,858
2002	1,068,183	16	66,761	542,796	8	67,849	525,387	8	65,673
2003	1,072,640	16	67,040	548,894	8	68,612	523,746	8	65,468
2004	985,096	16	61,568	513,178	8	64,147	471,918	8	58,989
2005	970,678	16	60,667	417,270	8	52,159	553,408	8	69,176
2006	1,108,045	16	69,253	550,470	8	68,809	557,575	8	69,697
2007	1,093,544	16	68,347	560,036	8	70,005	533,508	8	66,689
2008	1,125,938	16	70,371	573,876	8	71,735	552,062	8	69,008
2009	1,116,009	16	69,751	560,840	8	70,105	555,169	8	69,396
2010	1,113,131	16	69,751	560,304	8	70,038	552,827	8	69,103
2011	1,106,095	16	69,130	584,336	8	73,042	521,759	8	65,219
2012	1,163,696	16	72,731	583,107	8	72,888	580,589	8	72,574
2013	1,123,230	16	70,701	583,210	8	72,901	540,220	8	67,503
2014	1,133,987	16	70,874	584,900	8	73,112	549,087	8	68,636
2015	1,135,027	16	70,939	584,305	8	73,038	550,722	8	68,840
2016	1,141,039	16	71,315	584,876	8	73,110	556,163	8	69,520
2017	1,146,046	16	71,628	585,113	8	73,139	560,933	8	70,116
2018	1,147,430	16	71,714	584,411	8	73,051	563,019	8	70,377
2019	1,044,004	16	65,250	584,660	8	73,082	532,397	8	66,550
2020	48,429	16	3,027	22,476	8	2,810	25,953	8	3,244
2021	1,223,021	17	71,942	519,432	8	64,929	597,672	9	66,408
2022	1,169,139	17	68,773	620,899	9	68,989	547,619	8	68,452
2023	1,188,579	17	69,916	560,164	8	70,020	628,415	9	69,823
Totals	53,750,281	885	60,734	27,792,360	442	62,878	25,901,950	443	58,469

ATTENDANCE FIGURES

LARGEST HOME CROWDS

Tulane Stadium (1967-74)		
Date	Att.	Opponent
11/3/68	84,728	Dallas
11/12/67	83,437	Dallas
11/26/67	83,437	Atlanta
11/21/71	83,130	Minnesota
11/7/71	83,102	Oakland
10/17/71	83,088	Dallas
9/26/71	81,595	San Francisco
9/17/67	80,879	Los Angeles Rams
10/19/69	80,636	Baltimore Colts
9/28/69	79,567	Dallas

Caesars Superdome (1975-2004, 2006-present)		
Date	Att.	Opponent
11/24/14	73,373	Baltimore Ravens-MN
11/10/19	73,283	Atlanta
10/29/17	73,192	Chicago
10/30/16	73,188	Seattle
12/24/17	73,188	Atlanta
12/24/16	73,177	Tampa Bay
12/3/17	73,171	Carolina
9/17/17	73,168	New England
12/21/14	73,164	Atlanta
12/29/13	73,150	Tampa Bay
11/25/12	73,147	San Francisco
10/26/14	73,146	Green Bay - SN

LARGEST ROAD CROWDS

Date	Att.	Opponent	Stadium
11/25/10	93,985	Dallas	Cowboys Stadium
11/29/18	93,004	Dallas-TN	AT&T Stadium
12/23/12	92,570	Dallas	Cowboys Stadium
9/28/14	91,176	Dallas-SN	AT&T Stadium
9/14/08	88,246	Washington	FedExField
12/6/09	84,520	Washington	FedExField
10/1/17	84,423	Miami	Wembley Stadium
12/9/12	81,437	New York Giants	MetLife Stadium
10/13/02	80,768	Washington	FedExField
12/24/06	78,539	New York Giants	Giants Stadium

LARGEST PLAYOFF CROWDS

Date	Att.	Opponent	Stadium
2/7/10	74,059	Indianapolis	Sun Life Stadium
1/7/18	73,186	Carolina	Mercedes-Benz Superdome
1/7/12	73,038	Detroit	Mercedes-Benz Superdome
1/5/20	73,038	Minnesota	Mercedes-Benz Superdome
1/20/19	73,028	L.A. Rams	Mercedes-Benz Superdome
1/13/19	73,027	Philadelphia	Mercedes-Benz Superdome
1/24/10	71,276	Minnesota	Superdome
1/16/10	70,149	Arizona	Superdome
1/13/07	70,001	Philadelphia	Superdome
1/14/12	69,732	San Francisco	Candlestick Park
1/4/14	69,144	Philadelphia	Lincoln Financial Field
1/3/93	68,893	Philadelphia	Superdome
12/28/91	68,794	Atlanta	Superdome
1/11/14	68,388	Seattle	CenturyLink Field
1/3/87	68,127	Minnesota	Superdome
1/14/18	66,612	Minnesota	U.S. Bank Stadium
1/8/11	66,336	Seattle	Qwest Field
12/30/00	64,900	St. Louis Rams	Superdome
1/3/87	63,881	Minnesota	Metrodome

MN - Monday Night Football game; SN - Sunday Night Football game; TN - Thursday Night Football game

PRESEASON RESULTS

Home games in bold; * - Hall of Fame Game

1967 (5-1)

8/2	L.A. Rams (Anaheim, Calif.)	L, 7-16	26,364
8/12	StL Cards (Shreveport, La.)	W, 23-14	25,500
8/19	Pittsburgh (Baton Rouge, La.)	W, 20-17	35,000
8/26	San Fran. (Portland, Ore.)	W, 24-10	23,348
9/2	Miami (Charleston, S.C.)	W, 20-17	11,214
9/9	Atlanta	W, 27-14	67,486

1968 (2-4)

8/1	L.A. Rams (Anaheim, Calif.)	L, 7-21	29,505
8/10	Boston	W, 19-0	57,152
8/18	at Houston Oilers	L, 23-24	42,734
8/24	Cleveland	W, 40-27	70,045
9/1	at Atlanta	L, 10-16	49,832
9/6	Minn. (Shreveport, La.)	L, 17-20	23,000

1969 (2-4)

8/9	at San Diego	L, 7-10	31,683
8/16	at Denver	W, 28-22	28,356
8/23	Pittsburgh (Baton Rouge, La.)	L, 24-34	40,000
8/30	Atlanta	W, 21-17	69,898
9/6	Houston Oilers	L, 14-30	79,937
9/12	at Detroit	L, 7-42	30,312

1970 (4-2)

8/8	Minnesota (Canton, Ohio)*	W, 14-13	17,932
8/15	at Houston Oilers	W, 19-10	46,223
8/22	Detroit	L, 17-31	76,778
8/29	Boston (Jackson, Miss.)	W, 26-20	32,000
9/5	New York Jets	L, 14-27	78,581
9/12	San Diego	W, 20-14	63,904

1971 (0-6)

8/6	at Buffalo	L, 10-14	35,758
8/14	at Dallas	L, 21-36	73,560
8/21	Kansas City	L, 7-27	70,459
8/28	at San Diego	L, 7-22	35,405
9/4	Philadelphia	L, 0-34	60,487
9/12	Houston Oilers	L, 17-24	60,971

1972 (1-4-1)

8/7	at Philadelphia	W, 13-10	53,372
8/12	Buffalo	L, 21-24	66,762
8/19	Dallas	L, 7-30	81,070
8/26	San Diego	L, 14-16	64,506
9/2	Pittsburgh (Memphis, Tenn.)	L, 7-56	43,302
9/10	at Houston Oilers	T, 14-14	44,571

1973 (1-5)

8/4	at Kansas City	L, 6-12	67,216
8/11	at Miami	L, 13-14	80,050
8/18	at Dallas	L, 14-24	61,022
8/25	New England	L, 6-31	64,131
9/1	New York Jets	L, 17-28	67,434
9/8	Houston Oilers	W, 16-10	62,339

1974 (3-3)

8/3	Pittsburgh	L, 7-26	45,339
8/10	at Miami	L, 20-45	41,524
8/18	at New England	L, 3-7	20,456
8/24	Dallas	W, 16-7	56,563

8/31	New York Jets	W, 24-7	59,829
9/7	at Houston Oilers	W, 24-16	35,103

1975 (2-4)

8/6	Houston Oilers	L, 7-13	72,434
8/16	Denver	W, 24-21	40,089
8/23	Miami	L, 10-20	61,253
8/30	Baltimore Colts	W, 27-3	60,643
9/6	at Pittsburgh	L, 13-24	47,341
9/13	at Cincinnati	L, 0-20	48,453

1976 (4-2)

7/31	Pittsburgh	L, 14-24	56,039
8/7	at Houston Oilers	W, 13-10	38,675
8/13	at Buffalo	W, 21-14	36,110
8/20	at Baltimore Colts	W, 26-20 ot	38,879
8/28	Cincinnati	W, 13-10	60,044
9/4	Miami	L, 7-20	63,383

1977 (5-1)

8/6	at Chicago	W, 20-14	55,163
8/13	New York Giants	W, 23-7	49,900
8/20	Buffalo	W, 20-17	66,282
8/27	New York Jets	L, 14-20	49,455
9/3	at Miami	W, 17-10	39,970
9/10	Houston Oilers	W, 20-16	49,964

1978 (2-2)

8/5	Phil. (Mexico City, Mexico)	W, 14-7	30,000
8/12	Miami	L, 17-31	54,105
8/19	Tampa Bay	L, 3-14	49,042
8/26	at Houston Oilers	W, 17-3	49,554

1979 (1-3)

8/3	at Miami	L, 7-14	44,704
8/11	Chicago	L, 6-13	45,085
8/18	at Tampa Bay	L, 7-14	49,042
8/24	Houston Oilers	W, 10-7	54,469

1980 (1-3)

8/9	St. Louis Cardinals	W, 17-13	57,923
8/17	at Houston Oilers	L, 17-20	43,376
8/23	at Detroit	L, 17-40	49,631
8/29	Miami	L, 0-20	50,635

1981 (3-1)

8/8	Baltimore Colts	W, 24-23	46,792
8/15	Houston Oilers	W, 27-7	67,562
8/23	Phil. (Syracuse, N.Y.)	L, 6-37	28,001
8/29	Detroit	W, 20-17 ot	52,090

1982 (1-3)

8/12	at Houston Oilers	L, 20-22	44,599
8/21	Kansas City	W, 6-3	46,585
8/28	Cleveland	L, 17-20	55,689
9/3	at Minnesota	L, 21-24	59,810

1983 (3-2)

7/30	Pittsburgh (Canton, Ohio)*	L, 14-27	23,909
8/6	at Tampa Bay	L, 17-20	53,111
8/13	at Miami	W, 19-17	38,735
8/20	Houston Oilers	W, 20-13	60,430

PRESEASON RESULTS

8/27 New York Jets W, 17-10 58,176

1984 (3-1)

8/4 at Kansas City W, 34-20 34,230
 8/11 Atlanta W, 31-21 58,502
 8/18 at Houston Oilers W, 31-19 45,522
 8/25 Washington L, 9-14 52,040

1985 (1-3)

8/10 at New England W, 32-20 27,014
 8/17 Houston Oilers L, 20-23 53,491
 8/24 Tampa Bay L, 10-14 49,337
 8/30 at San Diego L, 20-21 40,462

1986 (2-2)

8/9 at Denver W, 10-7 47,408
 8/16 New England L, 34-38 54,364
 8/23 at Houston Oilers L, 13-24 38,617
 8/30 Kansas City W, 13-10 47,945

1987 (3-1)

8/15 Minnesota W, 23-17 52,884
 8/22 Houston Oilers L, 13-16 51,562
 8/29 Pittsburgh W, 31-28 46,770
 9/4 at Cincinnati W, 26-14 46,289

1988 (2-2)

8/7 at Minnesota W, 23-20 47,624
 8/12 at Phoenix W, 33-28 51,987
 8/20 at Indianapolis L, 6-18 54,117
 8/27 Pittsburgh L, 28-31 56,174

1989 (1-3)

8/12 Indianapolis L, 7-31 57,771
 8/19 at Buffalo L, 7-10 48,512
 8/28 Cincinnati W, 27-10 51,150
 9/1 Washington L, 21-26 56,181

1990 (4-1)

8/5 L.A. Raiders (London, Eng.) W, 17-10 63,106
 8/11 at Minnesota W, 13-10 48,154
 8/18 Green Bay (Madison, Wis.) L, 13-27 47,848
 8/25 Buffalo W, 28-23 51,959
 8/31 Indianapolis W, 17-14 54,796

1991 (2-2)

8/3 Minnesota W, 18-3 58,953
 8/10 Green Bay W, 31-20 55,730
 8/17 at Indianapolis L, 28-34 50,896
 8/24 at Miami L, 24-28 44,099

1992 (3-1)

8/10 at Chicago W, 34-31 53,846
 8/17 Pittsburgh W, 26-0 61,671
 8/22 Houston Oilers L, 3-33 61,194
 8/27 Miami (Baltimore, Md.) W, 17-3 60,021

1993 (4-1)

7/31 Philadelphia (Tokyo, Japan) W, 28-16 49,363
 8/7 Houston Oilers (San Ant., Texas) W, 37-28 40,308
 8/14 Green Bay (Madison, Wis.) W, 26-17 59,523
 8/23 Chicago W, 20-14 61,149

8/27 Detroit L, 16-17 60,700

1994 (1-3)

8/5 at New England L, 6-24 37,800
 8/13 at Minnesota L, 17-21 46,067
 8/19 Green Bay L, 10-13 54,714
 8/25 Dallas W, 28-10 57,281

1995 (1-3)

8/5 Green Bay (Madison, Wis.) L, 17-27 49,071
 8/11 at New York Giants L, 13-14 54,416
 8/20 Seattle L, 19-24 38,228
 8/25 Detroit W, 24-10 38,073

1996 (3-2)

7/27 Indianapolis (Canton, Ohio)* L, 3-10 23,376
 8/2 at Detroit W, 23-22 35,782
 8/10 at Kansas City L, 6-42 65,710
 8/17 Chicago W, 31-21 35,246
 8/23 Minnesota W, 16-13 35,728

1997 (3-1)

8/2 at Tennessee W, 21-12 22,811
 8/9 Kansas City W, 26-7 55,211
 8/16 at Oakland L, 18-16 36,771
 8/22 at Chicago W, 13-7 58,656

1998 (1-3)

8/8 at Green Bay L, 7-31 60,080
 8/14 at Denver L, 10-17 70,937
 8/22 Tennessee L, 24-26 46,069
 8/28 Tampa Bay W, 10-6 43,774

1999 (2-2)

8/13 at Miami W, 26-14 59,972
 8/21 Indianapolis L, 7-37 41,788
 8/28 Green Bay L, 17-38 53,074
 9/2 at Tennessee W, 12-11 63,634

2000 (1-3)

7/29 at New York Jets L, 20-24 75,754
 8/5 at Minnesota W, 25-24 63,445
 8/12 Indianapolis (W. Lafayette, Ind.) L, 0-17 20,105
 8/25 Miami L, 17-22 46,955

2001 (1-3)

8/11 Minnesota (San Ant., Texas) L, 21-28 46,752
 8/18 Dallas W, 16-10 53,249
 8/24 at Denver L, 24-31 74,063
 9/1 at Seattle L, 14-28 68,655

2002 (3-1)

8/10 Houston Texans L, 10-13 67,356
 8/15 at Miami W, 24-7 56,930
 8/24 at Cincinnati W, 31-23 41,636
 8/30 Indianapolis W, 25-21 67,247

2003 (1-3)

8/11 Philadelphia L, 17-27 67,594
 8/16 at New York Jets W, 22-17 76,527
 8/23 at San Francisco L, 12-27 63,153

PRESEASON RESULTS

8/28 Miami L, 10-24 68,477

2004 (2-2)

8/13 New York Jets W, 23-13 64,900
 8/16 at Green Bay L, 14-19 69,669
 8/27 at Chicago W, 17-13 61,208
 9/3 Miami L, 19-20 64,900

2005 (1-3)

8/12 Seattle L, 15-34 38,529
 8/18 at New England W, 37-27 68,736
 8/26 Baltimore Ravens L, 6-21 44,485
 9/1 at Oakland L, 6-13 32,191

2006 (1-3)

8/12 at Tennessee W, 19-16 69,143
 8/21 Dallas (Shreveport, La.) L, 7-30 45,162
 8/26 Indianapolis (Jack., Miss.) L, 6-21 44,485
 9/1 at Kansas City L, 9-10 70,456

2007 (3-2)

8/5 Pittsburgh (Canton, Ohio)* L, 7-20 22,302
 8/10 Buffalo L, 10-13 70,003
 8/18 at Cincinnati W, 27-19 65,227
 8/23 at Kansas City W, 30-7 72,283
 8/30 Miami W, 7-0 68,926

2008 (2-2)

8/7 at Arizona W, 24-10 63,109
 8/16 Houston Texans L, 27-31 70,009
 8/23 at Cincinnati W, 13-0 65,043
 8/28 Miami L, 10-14 70,008

2009 (3-1)

8/14 Cincinnati W, 17-7 68,962
 8/22 at Houston Texans W, 38-14 70,107
 8/29 at Oakland W, 45-7 32,585
 9/3 Miami L, 7-10 68,681

2010 (2-2)

8/12 at New England L, 24-27 68,756
 8/21 Houston Texans W, 38-20 70,025
 8/27 San Diego W, 36-21 70,031
 9/2 at Tennessee L, 24-27 69,143

2011 (2-2)

8/12 San Francisco W, 24-3 72,578
 8/20 at Houston Texans L, 14-27 70,828
 8/28 at Oakland W, 40-20 34,322
 9/1 Tennessee L, 9-32 72,667

2012 (2-3)

8/5 Arizona (Canton, Ohio)* W, 17-10 18,100
 8/9 at New England L, 6-7 68,756
 8/17 Jacksonville L, 24-27 72,056
 8/25 Houston Texans W, 34-27 72,082
 8/30 at Tennessee L, 6-10 69,143

2013 (3-1)

8/9 Kansas City W, 17-13 72,080
 8/16 Oakland W, 28-20 72,122
 8/25 at Houston Texans W, 31-23 71,611

8/29 at Miami L, 21-24 43,019

2014 (3-1)

8/8 at St. Louis Rams W, 26-24 54,850
 8/15 Tennessee W, 31-24 73,002
 8/23 at Indianapolis W, 23-17 65,565
 8/28 Baltimore Ravens L, 13-22 73,004

2015 (0-4)

8/13 at Baltimore Ravens L, 27-30 70,501
 8/22 New England L, 24-26 73,004
 8/30 Houston Texans L, 13-27 72,998
 9/3 at Green Bay L, 10-38 73,863

2016 (0-4)

8/11 at New England L, 22-34 66,829
 8/20 at Houston L, 9-16 71,517
 8/26 Pittsburgh L, 14-27 73,002
 9/1 Baltimore Ravens L, 14-23 73,001

2017 (2-2)

8/10 at Cleveland L, 14-20 58,779
 8/20 at Los Angeles Chargers W, 13-7 21,197
 8/26 Houston Texans W, 13-0 73,064
 8/31 Baltimore Ravens L, 13-14 73,097

2018 (3-1)

8/9 at Jacksonville W, 24-20 62,354
 8/17 Arizona L, 15-20 73,065
 8/25 at Los Angeles Chargers W, 36-7 22,597
 8/30 Los Angeles Rams W, 28-0 73,029

2019 (2-2)

8/9 Minnesota L, 25-34 73,018
 8/18 at Los Angeles Chargers W, 19-17 23,207
 8/24 at New York Jets W, 28-13 74,615
 8/29 Miami Dolphins L, 13-16 73,085

2021 (1-1)

8/14 at Baltimore L, 14-17 70,035
 8/23 Jacksonville W, 23-21 69,170

2022 (1-2)

8/13 at Houston L, 13-17 69,477
 8/19 at Green Bay L, 10-20 71,754
 8/26 Los Angeles Chargers W, 27-10 69,089

2023 (2-1)

8/13 Kansas City Chiefs W, 26-24 70,028
 8/20 at Los Angeles Chargers W, 22-17 64,455
 8/27 Houston Texans L, 13-17 70,053

* Hall of Fame Game

PRESEASON RECORDS

Team	W	L	T	Pct.	Team	W	L	T	Pct.
Arizona	5	1	0	.833	L.A. Chargers	7	4	0	.636
Atlanta	3	1	0	.750	L.A. Rams	2	2	0	.500
Baltimore	0	6	0	.000	Miami	7	15	0	.318
Buffalo	3	4	0	.429	Minnesota	7	5	0	.583
Carolina	0	0	0	.000	New England	4	8	0	.333
Chicago	6	1	0	.857	N.Y. Giants	1	1	0	.500
Cincinnati	7	1	0	.875	N.Y. Jets	5	4	0	.556
Cleveland	1	2	0	.333	Raiders	4	2	0	.667
Dallas	3	4	0	.429	Philadelphia	3	3	0	.500
Denver	3	2	0	.600	Pittsburgh	3	9	0	.333
Detroit	3	4	0	.429	San Francisco	2	1	0	.667
Green Bay	2	8	0	.200	Seattle	0	3	0	.000
Houston	5	7	0	.417	Tampa Bay	1	4	0	.200
Indianapolis	6	7	0	.462	Tennessee	15	14	1	.517
Jacksonville	2	1	0	.667	Washington	0	2	0	.000
Kansas City	7	4	0	.636	Totals	117	130	1	.474

SAINTS STATISTICS

1967

RECORD: 3-11

FINISH: 4TH CAPITOL

Date	W/L	Score	Opponent	Attendance	RUSHING	No	Yds	Avg	LG	TD	PUNT	RET	Ret	FC	Yds	Avg	LG	TD
9/17	L	13-27	Los Angeles	80,879	Taylor	130	390	3.0	16	2	Roberts	11	12	50	4.5	11	0	
9/24	L	10-30	Washington	74,937	Wheelwright	59	198	3.4	13	0	Gilliam	7	6	13	1.9	8	0	
10/1	L	7-42	Cleveland	77,045	Kilmer	20	142	7.1	31	1	Brown	3	2	1	0.3	13	0	
10/8	L	21-27	at New York Giants	62,670	Barrington	34	121	3.6	22	0	Douglas	2	1	15	7.5	12	0	
10/15	L	10-14	at Dallas	64,128	Schultz	32	117	3.7	22t	2	Saints	23	21	79	3.4	13	0	
10/22	L	13-27	at San Francisco	34,285	McCall	21	86	4.1	49t	1	Opponents	35	14	261	7.5	29	0	
10/29	L	10-14	Pittsburgh	69,811	Cuzzo	19	43	2.3	10	1								
11/5	W	31-24	Philadelphia	59,596	Gilliam	7	41	5.9	19	0	KICKOFF RET	No	Yds	Avg	LG	TD		
11/12	L	10-27	Dallas	83,437	McNeill	4	38	9.5	25	0	Roberts	28	737	26.3	91t	1		
11/19	L	21-49	at Philadelphia	60,751	Brown	8	16	2.0	7	2	Gilliam	16	481	30.1	94t	1		
11/26	W	27-24	Atlanta	83,437	Saints	334	1192	3.6	49t	9	Barrington	7	113	16.1	27	0		
12/3	L	20-31	at St. Louis	41,171	Opponents	469	2092	4.5	56t	22	McCall	7	198	28.3	68	0		
12/10	L	10-30	at Baltimore	60,239							Brown	5	103	20.6	26	0		
12/17	W	30-14	at Washington	50,486	RECEIVING	No	Yds	Avg	LG	TD	Jordan	3	57	18.7	27	0		

TEAM STATISTICS

TOTAL FIRST DOWNS	219	276	Pease	24	390	15.8	65	0										
Rushing	67	114	Gilliam	22	264	12.0	35	1			Rose	1	21	21.0	21	0		
Passing	135	138	Kramer	20	207	10.4	17	2			Sturm	1	0	0.0	0	0		
Penalty	17	24	Hall	19	249	13.1	21	0			Vandersee	1	13	13.0	13	0		
POSSESSION AVG.			Roberts	17	384	22.6	96	3			Saints	72	1739	24.2	94t	2		
TOTAL NET YARDS	3790	4928	Schultz	14	186	13.3	25	0			Opponents	51	1166	22.9	94	0		
Avg. Per Game	270.7	352.0	Wheelwright	9	61	6.8	18	0										
Total Plays	964	902	Burke	8	84	10.5	21	0			FIELD GOALS	1-19	20-29	30-39	40-49	50+		
Avg. Per Play	4.4	5.5	McCall	4	75	18.8	34	1			Durkee	3/3	2/8	6/7	3/11	0/3		
NET YARDS RUSHING	1192	2092	Barrington	4	50	12.5	29	0			Saints	3/3	2/8	6/7	3/11	0/3		
Avg. Per Game	85.1	149.4	Brown	3	23	7.7	9	0			Opponents	3/8	6/7	4/6	1/7	1/1		
Total Rushes	334	468	J. Simmons	2	25	12.5	16	0										
NET YARDS PASSING	2598	2836	Hester	2	10	5.0	7	0			Durkee: (44G, 25G)	(51N, 25B, 22N, 27G)	(52N, 51N, 42N)	() (48N, 45N, 47G)	(36G, 34G, 45N)			
Avg. Per Game	185.6	202.6	Ogden	1	19	19.0	19	0			(48N, 26B, 45N, 37G)	(33N, 12G)	(26N, 48B, 11G)	(20N)	(34G, 27N, 32G)	(44N, 41G, 16G)	(35G)	()
Sacked/Yards Lost	52/391	23/199	Saints	237	2989	12.6	96	13										
Gross Yards	2989	3035	Opponents	207	3035	14.7	76	25										
Att./Completion	479/237	410/207																

INTERCEPTIONS

Had Intercepted	23	22	Whitsell	10	178	17.8	41t	2			Opponents: (31B, 27N, 47N, 10G, 21G)	(37G)		
PUNTS/AVERAGE	74/42.9	63/39.9	Burkert	3	57	19.0	23	0			() (14B, 18B, 19N)	(49N, 13N)	(50G, 19N, 39G)	()
NET PUNTING AVG.	74/37.5	63/37.3	Logan	3	21	7.0	19	0			(41G)	(45N, 49N, 21G, 12G)	(21G, 37G)	(47N, 26G)
PENALTIES/YARDS	76/785	83/844	Hart	1	21	21.0	21	0			(27G)	(35G, 21G, 17G)	(47N, 37B)	

TOUCHDOWNS

Rushing	9	22	D. Simmons	1	12	12.0	12	0			1967 NFL CAPITOL STANDINGS				
Passing	13	25	Whittingham	1	8	8.0	8	0			Saints Finish: 4th place				
Returns	5	1	Heidel	1	2	2.0	2	0				W	L	T	Pct.
			Saints	22	333	15.1	41t	2			Dallas	9	5	0	.643
			Opponents	23	303	13.2	88	0			Philadelphia	6	7	1	.462
											Washington	5	6	3	.455
											New Orleans	3	11	0	.214

SCORING

Durkee	0	0	0	0	27/27	14/32	0	69			PUNTING	No	Yds	Avg	Net	TB	LG	B
Abramowicz	6	0	6	0			0	36			McNeill	74	3174	42.9	37.5	7	66	0
Roberts	5	0	3	2			0	30			Saints	74	3174	42.9	37.5	7	66	0
Brown	2	2	0	0			0	12			Opponents	63	2511	39.9	37.3	4	68	0
Gilliam	2	0	1	1			0	12										
Kramer	2	0	2	0			0	12										
McCall	2	1	1	0			0	12										
Schultz	2	2	0	0			0	12										
Taylor	2	2	0	0			0	12										
Whitsell	2	0	0	2			0	12										
Cuzzo	1	1	0	0			0	6										
Kilmer	1	1	0	0			0	6										
Anderson	0	0	0	0			1	2										
Saints	27	9	13	5	27/27	14/32	1	233										
Opponents	48	22	25	1	46/48	15/29	0	379										
SACKS: Saints 23.0, Opp. 52.0																		

PASSING	Att	Cmp	Yds	Cmp%	Yds/Att	TD	TD%	Int	Int%	Long	Sk/Yds	Rating
Cuzzo	260	134	1562	51.5	6.01	7	2.7	12	4.6	49t	33/236	59.8
Kilmer	204	97	1341	47.5	6.57	6	2.9	11	5.4	96	18/147	56.4
Wood	11	5	62	45.5	5.64	0	0.0	0	0.0	27	1/8	63.4
Barrington	2	0	0	0.0	0.00	0	0.0	0	0.0	0	0/0	39.6
McNeill	1	1	24	100.0	24.00	0	0.0	0	0.0	24	0/0	118.8
Saints	478	237	2989	49.6	6.25	13	2.7	23	4.8	96	52/391	58.5
Opponents	410	207	3035	50.5	7.40	25	6.1	22	5.4	76t	23/199	73.0

SAINTS STATISTICS

1969

RECORD: 5-9

FINISH: 3RD-CAPITOL

Date	W/L	Score	Opponent	Attendance	RUSHING	No	Yds	Avg	LG	TD	PUNT RET	Ret	FC	Yds	Avg	LG	TD						
9/21	L	20-26	Washington	73,147	Livingston	181	761	4.2	18	5	Dodd	15	9	106	7.1	21	0						
9/28	L	17-21	Dallas	79,567	Baker	134	642	4.8	54	1	Howard	9	0	73	8.1	30	0						
10/5	L	17-36	at Los Angeles	54,879	Wheelwright	25	85	3.4	17	4	Thompson	4	1	25	6.3	12	0						
10/12	L	17-27	Cleveland	71,274	Shy	21	75	3.6	22	1	Barrington	1	0	8	8.0	8	0						
10/19	L	10-30	Baltimore	80,636	Abramowicz	3	61	20.3	28	0	Ward	1	1	5	5.0	5	0						
10/26	L	10-13	at Philadelphia	60,658	Barrington	7	33	4.7	17	1	Lorick	0	1	0	---	---	0						
11/2	W	51-42	at St. Louis	46,718	Kilmer	11	18	1.6	12	0	Saints	30	12	217	7.2	30	0						
11/9	L	17-33	at Dallas	68,292	Hargett	5	15	3.0	11	0	Opponents	27	5	176	6.5	39	0						
11/16	W	25-24	at New York Giants	62,227	Dodd	3	12	4.0	9	0													
11/23	W	43-38	San Francisco	71,448	Lorick	5	11	2.2	6	0	KICKOFF RET	17	394	23.2	54	0							
11/30	W	26-17	Philadelphia	72,805	Poage	1	-3	-3.0	-3	0	Barrington	10	447	27.9	57	0							
12/7	L	17-45	at Atlanta	57,021	Looney	3	-5	-1.7	4	0	Shy	16	447	27.9	57	0							
12/14	L	14-17	at Washington	50,354	Saints	399	1705	4.3	54	12	Howard	9	227	25.2	86	0							
12/21	W	27-24	Pittsburgh	72,256	Opponents	419	1835	4.4	66t	15	Dodd	8	171	21.4	28	0							
											Thompson	5	101	20.2	26	0							
											Ward	3	58	19.3	21	0							
											Newett	2	53	26.5	37	0							
											Hester	1	4	4.0	4	0							
											Preece	1	0	0.0	0	0							
											Saints	62	1455	23.5	86	0							
											Opponents	48	935	19.5	44	0							
TEAM STATISTICS					N.O.	OPP.	RECEIVING	No	Yds	Avg	LG	TD	Ward	3	58	19.3	21	0					
TOTAL FIRST DOWNS					282	242	Abramowicz	73	1015	13.9	49t	7	Newett	2	53	26.5	37	0					
Rushing					93	86	Dodd	37	600	16.2	52	1	Hester	1	4	4.0	4	0					
Passing					159	131	Baker	34	352	10.4	35	1	Preece	1	0	0.0	0	0					
Penalty					31	23	Parks	31	439	14.2	40	3	Saints	62	1455	23.5	86	0					
POSSESSION AVG.							Livingston	28	278	9.9	51t	3	Opponents	48	935	19.5	44	0					
TOTAL NET YARDS					4679	5018	Poage	18	236	13.1	29	4											
Avg. Per Game					334.2	358.4	Shy	9	141	15.7	70	1	FIELD GOALS	1-19	20-29	30-39	40-49	50+					
Total Plays					879	822	Wheelwright	8	69	8.5	20t	1	Dempsey	5/6	6/7	3/6	7/11	1/11					
Avg. Per Play					5.3	6.1	Barrington	4	42	10.5	15	0	Saints	5/6	6/7	3/6	7/11	1/11					
NET YARDS RUSHING					1705	1835	Hester	3	44	14.7	22	1	Opponents	6/7	4/4	4/8	2/9	0/1					
Avg. Per Game					121.8	131.1	Saints	245	3215	13.1	70	22											
Total Rushes					399	419	Opponents	200	3382	16.9	88t	32	Dempsey:	(57N, 12G, 43G) (32N, 56N, 43G) (48N, 55G) (22G) (35N, 33G) (16N, 22G) (48N, 43N, 56N, 55G) (56N, 37G) (50N, 23G, 43G, 13G, 19G) (53B, 55N, 57N, 17G, 43G) (27N, 56N, 37N, 27G, 40G, 28G, 17G) (54N, 47N, 20G) () (38G, 40G)									
NET YARDS PASSING					2974	3183	INTERCEPTIONS	No	Yds	Avg	LG	TD	Opponents:	(18G) (47N) (35G, 44G) (31N, 37N, 37B, 28G, 30G) (57N, 43N, 33G) (34N, 47N, 45N, 12G, 40G) () (46B, 40N, 21G, 21G) (19G) (23G) (30G) (19G) (44N, 19G) (19N, 11G)									
Avg. Per Game					212.4	227.4	Burris	1	24	24.0	24	0	Opponents:	(18G) (47N) (35G, 44G) (31N, 37N, 37B, 28G, 30G) (57N, 43N, 33G) (34N, 47N, 45N, 12G, 40G) () (46B, 40N, 21G, 21G) (19G) (23G) (30G) (19G) (44N, 19G) (19N, 11G)									
Sacked/Yards Lost					27/241	21/199	Newett	3	20	6.7	20	0											
Gross Yards					3215	3382	Whitsell	3	14	4.7	11	0											
Att./Completions					453/245	382/200	Howard	2	0	0.0	0	0											
Completion Pct.					54.1	52.4	Burris	1	24	24.0	24	0	Opponents:	(18G) (47N) (35G, 44G) (31N, 37N, 37B, 28G, 30G) (57N, 43N, 33G) (34N, 47N, 45N, 12G, 40G) () (46B, 40N, 21G, 21G) (19G) (23G) (30G) (19G) (44N, 19G) (19N, 11G)									
Had Intercepted					20	12	Absher	1	7	7.0	7	0											
PUNTS/AVERAGE					49/41.4	58/41.6	Preece	1	6	6.0	6	0											
NET PUNTING AVG.					49/36.6	58/36.1	Thompson	1	2	2.0	2	0											
PENALTIES/YARDS					83/943	81/773	Saints	12	73	6.1	24	0											
FUMBLES/BALL LOST					20/12	20/10	Opponents	20	265	13.3	47	0											
TOUCHDOWNS					35	49							1969 NFL CAPITOL STANDINGS										
Rushing					12	15	PUNTING	No	Yds	Avg	Net	TB	I20	LG	B	Dallas	W	L	T	Pct.			
Passing					22	32	Cordill	42	1719	40.9	35.9	2	58	1	Dallas	11	2	1	846				
Returns					1	2	McNeill	7	312	44.6	41.0	1	81	0	Washington	7	5	2	583				
Score by Periods					1	2	3	4	OT	TOT	Opponents	58	2410	41.4	36.6	3	81	New Orleans	5	9	0	357	
Saints					37	109	96	69	0	311	Opponents	58	2410	41.4	36.1	5	54	1	Philadelphia	4	9	1	308
Opponents					87	143	70	93	0	393													

SCORING	TD	Ru	Pa	Rt	PAT	FG	S	Tp
Dempsey	0	0	0	0	33/35	22/41	0	99
Livingston	8	5	3	0	0	0	0	48
Abramowicz	7	0	7	0	0	0	0	42
Wheelwright	5	4	1	0	0	0	0	30
Poage	4	0	4	0	0	0	0	24
Parks	3	0	3	0	0	0	0	18
Baker	2	1	1	0	0	0	0	12
Shy	2	1	1	0	0	0	0	12
Barrington	1	1	0	0	0	0	0	6
Dodd	1	0	1	0	0	0	0	6
Hester	1	0	1	0	0	0	0	6
Preece	1	0	0	1	0	0	0	6
Saints	35	12	22	1	33/35	22/41	1	311
Opponents	49	15	32	2	47/49	16/29	2	393

SACKS: Saints 21.0, Opp. 27.0

PASSING	Att	Cmp	Yds	Cmp%	Yds/Att	TD	TD%	Int	Int%	Long	Sk/Yds	Rating
Kilmer	360	193	2532	53.6	7.03	20	5.6	17	4.7	52	22/212	74.9
Hargett	52	31	403	59.6	7.75	0	0.0	0	0.0	32	3/18	84.1
Ninowski	34	17	227	50.0	6.68	1	2.9	2	5.9	70	1/11	56.9
Livingston	4	3	38	75.0	9.50	1	25.0	1	25.0	14	0/0	104.2
Barrington	2	1	15	50.0	7.50	0	0.0	0	0.0	15	1/0	75.0
Looney	1	0	0	0.0	0.00	0	0.0	0	0.0	0	0/0	39.6
Saints	453	245	3215	54.1	7.10	22	4.9	20	4.4	70	27/241	74.5
Opponents	382	200	3382	52.4	8.85	32	8.4	12	3.1	88t	21/199	97.4

SAINTS STATISTICS

1971

RECORD: 4-8-2

FINISH: 4TH-NFC WEST

Date	W/L	Score	Opponent	Attendance	RUSHING	No	Yds	Avg	LG	TD	PUNT	RET	Ret	FC	Yds	Avg	LG	TD
9/19	W	24-20	Los Angeles	70,915	Strong	95	404	4.3	39	3	Dodd	13	4	88	6.8	14	0	
9/26	L	20-38	San Francisco	81,595	Gresham	127	383	3.0	18	6	Moore	2	1	12	6.0	9	0	
10/3	T	13-13	at Houston	47,966	Ford	93	379	4.1	35	2	Abramowicz	1	4	0	0.0	0	0	
10/10	L	14-35	at Chicago	55,049	Manning	33	172	5.2	17	4	Hollas	0	7	0	---	---	0	
10/17	W	24-14	Dallas	83,088	Granger	32	139	4.3	16	1	Saints	16	16	100	6.3	14	0	
10/24	L	6-28	at Atlanta	58,850	Baker	29	125	4.3	20	0	Opponents	43	11	251	5.8	28	0	
10/31	T	14-24	at Washington	53,041	Robinson	29	96	3.3	12	1								
11/7	T	21-21	Oakland	83,102	Hargett	9	24	2.7	11	0	KICKOFF RET	No	Yds	Avg	LG	TD		
11/14	W	26-20	at San Francisco	45,138	Dodd	1	7	7.0	7	0	Robinson	19	443	23.3	51	0		
11/21	L	10-23	Minnesota	83,130	Perkis	1	1	1.0	1	0	Dodd	12	252	21.0	28	0		
11/28	W	23-21	at Green Bay (Mil.)	48,035	Perkis	2	-2	-1.0	10	0	Moore	11	246	22.4	31	0		
12/5	L	28-45	at Los Angeles	73,810	Fagan	1	-17	-17.0	-17	0	Strong	9	134	14.9	20	0		
12/12	L	17-21	Cleveland	72,794	Saints	452	1711	3.8	39	18	Gresham	3	60	20.0	26	0		
12/19	L	20-24	Atlanta	75,954	Opponents	495	2200	4.4	80t	18	Abshar	1	3	3.0	3	0		

TEAM STATISTICS				N.O.	OPP.	RECEIVING	No	Yds	Avg	LG	TD	Saints	Opponents
TOTAL FIRST DOWNS				242	260	Abramowicz	37	657	17.8	63t	5	Opponents	54
Rushing				105	129	Parke	35	568	16.2	42	5		
Passing				106	110	Newland	21	319	15.2	44	0		
Penalty				31	21	Gresham	17	203	11.9	37	0		
3rd Down: Made/Att.				62/194	74/182	Strong	16	78	4.9	14	0		
3rd Down: Pct.				32.0	40.7	Dodd	15	268	19.9	49	0		
4th Down: Made/Att.				4/8	5/6	Robinson	12	53	4.4	17	1		
4th Down: Pct.				50.0	83.3	Dodd	12	52	4.3	11	0		

POSSESSION AVG.				FIELD GOALS																			
TOTAL NET YARDS				3666	4438	Baker	6	44	7.3	29t	1	Durke: () () (14G, 37G) (48N) (36G) (28G, 24G)											
Avg. Per Game				261.9	317.0	Burchfield	3	36	12.0	16	0	Durkee: 6/6 4/4 6/9 0/3 0/1											
Total Plays				889	852	Manning	1	-7	-7.0	-7	0	Butler: 0/1 0/0 1/2 0/2 0/0											
Avg. Per Play				4.1	5.2	Saints	182	2355	12.9	63t	12	Saints: 6/7 4/4 7/11 0/5 0/1											
Opponents				171	2200	Opponents	175	2472	14.1	84	20	Opponents: 3/4 2/3 4/7 4/10 0/2											

NET YARDS RUSHING				INTERCEPTIONS																			
Avg. Per Game				122.2	157.1	Ford	7	54	7.7	10	0	Durke: () () (14G, 37G) (48N) (36G) (28G, 24G)											
Total Rushes				452	495	Baker	6	44	7.3	29t	1	Team: (48N, 48N, 32G) (30B, 17N) (14G, 37G)											
NET YARDS PASSING				1955	2238	Howell	5	120	24.0	60	0	(48N) (36G) (28G, 24G) (33N) (47N) (38G, 14G) (53N, 19G) (34N, 12G, 12G)											
Avg. Per Game				139.6	159.9	Hollas	5	56	11.2	25	0	(53N, 19G) (34N, 12G, 12G, 35G, 26G, 11G) () (34B)											
Sacked/Yards Lost				50/400	24/234	Wyatt	4	84	21.0	55t	1	47B, 28G) (30G, 36G)											
Gross Yards				2355	2472	Martin	3	51	17.0	26	0												
Att./Completions				387/182	333/175	Absher	1	21	21.0	21	0	Opponents: (31G, 27G) (40N, 39N, 42G) (60N, 22G)											
Completion Pct.				47.0	52.6	Flanigan	1	10	10.0	10	0	44G) (49N) (50N) (25N) (41N, 47G) () (45N, 37N,											
Had Intercepted				14	20	Colman	1	0	0.0	0	0	16G, 37G) (37N, 36G, 47G, 32G)											
PUNTS/AVERAGE				77/41.4	50/41.2	Saints	20	342	17.1	60	1	() (15N, 12G) (48N) (47N, 12G)											
Opponents				14	171	12.2	54	1															

NET PUNTING AVG.				1971 NFC WEST STANDINGS																			
Opponents				14	171	12.2	54	1				Saints Finish: 4th place											
PENALTIES/YARDS				85/869	98/967							W L T Pct.											

FUMBLE/BALL LOST				TOUCHDOWNS																			
Opponents				14	171	12.2	54	1				San Francisco 9 5 0 643											
Opponents				44	18	20	6	43/43	13/26	0/347		Los Angeles 8 5 1 615											
Opponents				44	18	20	6	43/43	13/26	0/347		Atlanta 7 6 1 538											
Opponents				44	18	20	6	43/43	13/26	0/347		New Orleans 4 8 2 357											

Score by Periods				SACKS: Saints 24.0, Opp. 50.0																		
Opponents				86	89	44	128	0	347													

SCORING				SACKS: Saints 24.0, Opp. 50.0																			
Opponents				44	18	20	6	43/43	13/26	0/347													

PASSING	Att	Cmp	Yds	Cmp%	Yds/Att	TD	TD%	Int	Int%	Long	Sk/Yds	Rating
Hargett	210	96	1191	45.7	5.67	6	2.9	5	2.4	49	10/68	63.4
Manning	177	86	1164	48.6	6.58	6	3.4	9	5.1	63t	40/332	60.1
Saints	387	182	2355	47.0	6.09	12	3.1	14	3.6	63t	50/400	61.9
Opponents	333	175	2472	52.6	7.42	20	6.0	20	6.0	84	24/234	71.8

SAINTS STATISTICS

1972 RECORD: 2-11-1

FINISH: 4TH-NFC WEST

Date	W/L	Score	Opponent	Attendance	RUSHING	No	Yds	Avg	LG	TD	KICKOFF RET	No	Yds	Avg	LG	TD
9/17	L	14-34	at Los Angeles	66,303	Gresham	121	381	3.1	23	3	Adkins	43	1020	23.7	61	0
9/25	L	17-20	Kansas City	70,793	Manning	63	351	5.6	18	2	Green	8	187	23.4	58	0
10/1	L	2-37	San Francisco	69,840	Butler	54	233	4.3	27	0	Strong	4	53	13.3	22	0
10/8	L	21-45	at New York Giants	62,507	Strong	37	120	3.2	9	0	Hollas	2	9	4.5	9	0
10/15	L	14-21	Atlanta	66,294	J. Williams	31	72	2.3	11	0	J. Williams	2	23	11.5	15	0
10/22	T	20-20	at San Francisco	59,167	Green	14	51	3.6	14	0	Butler	1	14	14.0	14	0
10/29	W	21-3	Philadelphia	65,664	Ford	11	28	2.5	9	0	Newland	1	6	6.0	6	0
11/5	L	6-37	at Minnesota	49,794	V. Robinson	5	1	0.2	5	0	Prudhomme	1	0	0.0	0	0
11/12	L	20-36	at Atlanta	58,850	Parks	1	-7	-7.0	-7	0	Saints	62	1912	21.2	61	0
11/19	L	14-27	at Detroit	53,752	Saints	337	1230	3.6	27	5	Opponents	50	1129	22.6	48	0
11/26	W	19-16	Los Angeles	64,325	Opponents	482	2089	4.3	45	15						
12/3	L	17-18	at New York Jets	62,496							FIELD GOALS	1-19	20-29	30-39	40-49	50+
12/10	L	10-17	New England	64,889	RECEIVING	No	Yds	Avg	LG	TD	Feller	1/1	1/2	3/4	1/4	0/0
12/17	L	20-30	Green Bay	65,881	Newland	47	579	12.3	42t	2	Durkee	1/1	0/1	2/3	0/4	0/0
					Abramowicz	38	668	17.6	51	7	Linhart	1/1	1/2	0/0	0/2	0/0
					Parks	32	542	16.9	66t	6	Saints	3/3	2/5	5/7	1/10	0/0
					Opponents	29	192	6.6	54	0	Opponents	4/4	6/8	17/19	4/11	0/1

TEAM STATISTICS

TOTAL FIRST DOWNS	N.O.	OPP.	Rushing	Passing	Penalty	3rd Down: Made/Att.	3rd Down: Pct.	4th Down: Made/Att.	4th Down: Pct.
226	251	Gresham	63	107	20	63/168	37.5	5/8	62.5
		Butler	123	129	15	79/167	47.3	3/6	50.0
		J. Williams	20	15	15	40.1	33.5	5/8	62.5
		Strong	15	15	15	40.1	33.5	5/8	62.5
		Brown	11	175	15.9	34	1	9	9.0
		Adkins	9	96	10.7	38	0	6	6.0
		Green	7	49	7.0	15	0	9	9.0
		Ford	1	9	9.0	9	0	6	6.0
		Whitaker	1	6	6.0	6	0	6	6.0
		Saints	230	2781	12.1	66t	18	21	21.0
		Opponents	213	2596	12.2	81t	21		

POSSESSION AVG.

TOTAL NET YARDS	OPP.	INTERCEPTIONS	No	Yds	Avg	LG	TD
3664	4491	Saints	230	2781	12.1	66t	18
		Opponents	213	2596	12.2	81t	21
Avg. Per Game	261.7	320.8					
Total Plays	829	873					
Avg. Per Play	4.4	5.1					
NET YARDS RUSHING	1230	2089					
Avg. Per Game	87.9	148.2					
Total Rushes	337	482					
NET YARDS PASSING	2434	2402					
Avg. Per Game	173.9	171.6					
Sacked/Yards Lost	43/347	24/194					
Gross Yards	2781	2596					
Att./Completions	449/230	367/213					
Completion Pct.	51.2	58.0					
Had Intercepted	21	14					

PUNTS/AVERAGE

NET PUNTING AVG.	PENALTIES/YARDS	FUMBLES/BALL LOST	TOUCHDOWNS	Rushing	Passing	Returns
71/40.8	69/585	33/16	26	5	18	3
71/35.5	52/37.0	27/13	38	15	21	2
69/585	78/71	27/13	38	15	21	2
33/16	27/13	27/13	38	15	21	2
26	38	27/13	38	15	21	2
5	15	27/13	38	15	21	2
18	21	27/13	38	15	21	2
3	2	27/13	38	15	21	2

Score by Periods

Score	1	2	3	4	OT	TOT
Saints	37	45	54	79	0	215
Opponents	78	137	68	78	0	361

SCORING

Abramowicz	Td	Ru	Pa	Rt	Pat	FG	S	TP
7	0	7	0	0	0	0	42	
Parks	6	0	6	0	0	0	36	
Feller	0	0	0	0	10/11	6/11	0	28
Durkee	0	0	0	0	9/9	3/9	0	18
Gresham	3	3	0	0	0	0	0	18
Butler	2	2	0	0	0	0	0	12
Manning	2	2	0	0	0	0	0	12
Newland	2	2	0	0	0	0	0	12
Linhart	0	0	0	0	5/5	2/5	0	11
Brown	1	0	1	0	0	0	0	6
Jackson	1	0	1	0	0	0	0	6
Neal	1	0	1	0	0	0	0	6
Wyatt	1	0	1	0	0	0	0	6
Owens	0	0	0	0	0	1	2	
Saints	26	5	18	3	24/25	11/25	1	215
Opponents	38	15	21	2	38/38	31/43	1	361

SACKS: Saints 24.0, Opp. 43.0

PASSING	Att	Cmp	Yds	Cmp%	Yds/Att	TD	TD%	Int	Int%	Long	Sk/Yds	Rating
Manning	448	230	2781	51.3	6.21	18	4.0	21	4.7	66t	43/347	64.6
Gresham	1	0	0	0.0	0.00	0	0.0	0	0.0	0	0/0	39.6
Saints	449	230	2781	51.2	6.19	18	4.0	21	4.7	66t	43/347	64.5
Opponents	367	213	2596	58.0	7.07	21	5.7	14	3.8	81t	24/194	83.1

1972 NFC WEST STANDINGS

Saints Finish: 4th place

	W	L	T	Pct.
San Francisco	8	5	1	.607
Atlanta	7	7	0	.500
Los Angeles	6	7	1	.464
New Orleans	2	11	1	.179

SAINTS STATISTICS

1976 RECORD: 4-10

FINISH: 3RD-NFC WEST

Date	W/L	Score	Opponent	Attendance	SCORING	TD	Ru	Pa	Rt	PAT	FG	S	TP	PUNTING	No	Yds	Avg	Net	TB	IB	LG	B		
9/12	L	9-40	Minnesota	58,156	Szaro	0	0	0	25/29	18/23	0	79		Bianchard	101	3974	39.3	31.0	5	14	63	0		
9/19	L	6-24	Dallas	61,413	Galbreath	8	7	1	0	0	0	48		Saints	101	3974	39.3	31.0	5	14	63	0		
9/26	W	27-17	at Kansas City	53,918	Childs	4	1	3	0	0	0	24		Opponents	88	3469	39.4	32.9	10	16	67	1		
10/3	L	26-31	Houston	51,973	Burton	2	0	2	0	0	0	12												
10/10	W	30-0	Atlanta	51,521	Douglass	2	2	0	0	0	0	12		PUNT RET	Ret	FC	Yds	Avg	LG	TD				
10/17	L	3-33	at San Francisco	43,160	Merlo	2	0	2	0	0	0	12		Athas	35	10	332	9.5	67	0				
10/24	L	10-16	Los Angeles	51,894	Muncie	2	2	0	0	0	0	12		Galbreath	2	0	8	4.0	4	0				
10/31	L	20-23	at Atlanta	34,127	Strachan	2	2	0	0	0	0	12		McQuay	2	0	5	2.5	11	0				
11/7	L	27-32	at Green Bay (Mil.)	52,936	Capone	1	0	1	0	0	0	6		Myers	2	0	22	11.0	11	0				
11/14	W	17-16	Detroit	42,048	Maxson	1	1	0	0	0	0	6		Crist	1	2	8	8.0	8	0				
11/21	W	51-27	at Seattle	61,865	Myers	1	0	0	1	0	0	6		Owens	0	2	0	---	---	0				
11/28	L	14-33	at Los Angeles	54,906	Owens	1	0	1	0	0	0	6		Saints	42	14	375	8.9	67	0				
12/5	L	6-27	at New England	53,592	Price	1	0	1	0	0	0	6		Opponents	64	10	742	11.6	60t	1				
12/12	L	7-27	San Francisco	42,536	Scott	1	1	0	0	0	0	6												
					Thaxton	1	0	1	0	0	0	6		KICKOFF RET	No	Yds	Avg	LG	TD					
TEAM STATISTICS		N.O.	OPP.	Saints	29	16	8	5	25/29	18/23	0	2563		Galbreath	20	399	20.0	32	0					
TOTAL FIRST DOWNS		226	275	Opponents	44	22	18	4	36/44	14/17	2346		Maxson	11	191	17.4	28	0						
Rushing		92	129	SACKS: Saints 39.0, Opp. 51.0									McQuay	8	151	18.9	28	0						
Passing		111	121										Thaxton	8	185	23.1	41	0						
Penalty		23	25	RUSHING	No	Yds	Avg	LG	TD				Chapman	3	63	21.0	26	0						
3rd Down: Made/Att.		63/210	81/214	Muncie	149	659	4.4	51	2				Muncie	3	69	23.0	28	0						
3rd Down: Pct.		29.0	37.9	Galbreath	136	570	4.2	74t	7				Athas	2	68	34.0	39	0						
4th Down: Made/Att.		2/2	0/0	Strachan	66	258	3.9	31	2				Capone	2	0	0.0	0	0						
4th Down: Pct.		100.0	0.0	Maxson	34	120	3.5	16	1				Schumacher	2	17	8.5	14	0						
POSSESSION AVG.				Douglass	21	92	4.4	19	2				Childs	1	6	6.0	6	0						
TOTAL NET YARDS		3759	4491	Scott	12	48	4.0	13	1				Hart	1	12	12.0	12	0						
Avg. Per Game		268.5	320.8	K. Jones	6	21	3.5	10	0				K. Jones	1	12	12.0	12	0						
Total Plays		895	960	Childs	1	16	16.0	16t	1				Saints	62	1173	18.9	41	0						
Avg. Per Play		4.2	4.7	A. Jones	1	2	2.0	2	0				Opponents	54	1359	25.2	45	0						
NET YARDS RUSHING		1775	2289	Burton	3	-4	-1.3	4	0				FIELD GOALS	1-19	20-29	30-39	40-49	50+						
Avg. Per Game		126.8	163.5	Seal	2	-7	-3.5	-1	0				Szaro	1/1	9/8	4/5	4/7	1/2						
Total Rushes		431	554	Saints	431	1775	4.1	74t	16				Saints	1/1	9/8	4/5	4/7	1/2						
NET YARDS PASSING		1984	2202	Opponents	554	2289	4.1	38	22				Opponents	1/1	5/5	5/6	3/4	0/1						
Avg. Per Game		141.7	157.3																					
Sacked/Yards Lost		51/369	39/312	RECEIVING	No	Yds	Avg	LG	TD															
Gross Yards		2353	2514	Galbreath	54	420	7.8	35	1					Szaro: (45G) (55N) (26G, 48N, 27G) (20G, 26G,										
Att./Completions		403/206	367/200	Herrmann	34	535	15.7	57	0					(43G, 26G) (18G) (46G) (22G) () (30G, 32G) (37G,										
Completion Pct.		51.1	54.5	Muncie	31	272	8.8	33	0					48N) (46G, 36G, 21G) () (50G, 47N, 29G) (37N)										
Had Intercepted		14	12	Childs	26	349	13.4	46t	3					Opponents: (24G, 35G) (25G) (51N, 27G) (31G) (
PUNTS/AVERAGE		101/39.3	89/39.4	Burton	18	297	16.5	69t	2					() (19G, 31G) (49G) () (38G, 32N) (43G) () (33G,										
NET PUNTING AVG.		101/31.0	89/32.9	Owens	12	241	20.1	74	1					25G) (43N) (45G, 23G)										
PENALTIES/YARDS		103/901	105/893	Seal	9	72	8.0	15	0															
FUMBLES/BALL LOST		32/18	38/27	Thaxton	7	112	16.0	25t	1															
TOUCHDOWNS		29	44	Maxson	7	21	3.0	14	0															
Rushing		16	22	Strachan	6	22	3.7	14	0															
Passing		8	18	K. Jones	1	14	14.0	14	0															
Returns		5	4	Douglass	1	-2	-2.0	-2	0															
Score by Periods		1	2	3	4	OT	TD	Opponents	200	2514	12.6	55t	18											
Saints		23	83	75	72	0	253																	
Opponents		69	116	69	92	0	346	INTERCEPTIONS	No	Yds	Avg	LG	TD											
								Merlo	4	142	35.5	83t	2											
								Athas	2	22	11.0	22	0											
								Jackson	2	5	2.5	5	0											
								Price	1	23	23.0	23t	1											
								Crist	1	20	20.0	20	0											
								Myers	1	0	0.0	0	0											
								Spencer	1	0	0.0	0	0											
								Saints	12	212	17.7	83t	3											
								Opponents	14	140	10.0	32	1											

1976 NFC WEST STANDINGS

Saints Finish: 3rd place				
	W	L	T	Pct.
Los Angeles	10	3	1	.750
San Francisco	8	6	0	.571
New Orleans	4	10	0	.286
Atlanta	4	10	0	.286
Seattle	2	12	0	.143

PASSING	Att	Cmp	Yds	Cmp%	Yds/Att	TD	TD%	Int	Int%	Long	Sk/Yds	Rating
Douglass	213	103	1288	48.4	6.05	4	1.9	8	3.8	74	26/189	58.2
Scott	190	103	1065	54.2	5.61	4	2.1	6	3.2	60t	24/162	64.5
Bianchard	0	0	0	---	---	0	---	0	---	---	1/18	---
Saints	403	206	2353	51.1	5.84	8	2.0	14	3.5	74	51/369	61.2
Opponents	367	200	2514	54.5	6.85	18	4.9	12	3.3	55t	39/312	78.8

SAINTS STATISTICS

1977 RECORD: 3-11

FINISH: 4TH-NFC WEST

Date	W/L	Score	Opponent	Attendance	SCORING	TD	Ru	Pa	Rt	PAT	FG	S	TP	INTERCEPTIONS	No	Yds	Avg	LG	TD						
9/18	L	20-24	Green Bay	56,250	Childs 9 0 9 0	0	0	0	0	29/31	5/12	0	54	Crist	4	6	1.5	6	0						
9/25	L	19-23	at Detroit	51,548	Szaro 0 0 0 0	0	0	0	0	0	0	0	0	Merio	1	57	57.0	57t	1						
10/2	W	42-24	at Chicago	51,488	Muncie 7 6 1 0	0	0	0	0	0	0	0	42	Chapman	1	16	16.0	16	0						
10/9	L	0-14	San Diego	53,942	Manning 5 5 0 0	0	0	0	0	0	0	0	30	Hughes	1	2	2.0	2	0						
10/16	L	7-14	at Los Angeles	46,045	Galbreath 3 3 0 0	0	0	0	0	0	0	0	18	Myers	1	2	2.0	2	0						
10/23	L	31-49	at St. Louis	48,417	Chapman 1 0 0 1	0	0	0	0	0	0	0	6	Jackson	1	0	0.0	0	0						
10/30	W	27-26	Los Angeles	59,023	Gilliam 1 0 1 0	0	0	0	0	0	0	0	6	Marsalis	1	0	0.0	0	0						
11/6	L	7-28	at Philadelphia	53,482	Grooms 1 0 0 1	0	0	0	0	0	0	0	6	Saints	10	83	8.3	57t	1						
11/13	Lot	7-10	San Francisco	43,564	Merio 1 0 0 1	0	0	0	0	0	0	0	6	Opponents	21	392	18.7	72t	4						
11/20	W	21-20	Atlanta	43,195	Myers 1 0 0 1	0	0	0	0	0	0	0	6												
11/27	L	17-20	at San Francisco	33,702	Pollard 1 0 0 1	0	0	0	0	0	0	0	6	PUNTING	No	Yds	Avg	Net	TB	120	LG	B			
12/4	L	13-16	New York Jets	40,464	Thaxton 1 0 0 0	0	0	0	0	0	0	0	6	Blanchard	82	3474	42.4	31.5	11	86	2				
12/11	L	14-33	Tampa Bay	40,124	Saints 31 14 13 4	29/31	5/12	1,232						Scott	3	95	31.7	31.7	0	34	0				
12/18	L	7-35	at Atlanta	36,895	Opponents 42 21 15 6	39/41	15/24	0,336						Saints	87	3569	41.0	31.6	11	86	2				
					SACKS: Saints 27.0, Opp. 46.0									Opponents	75	2909	38.8	32.9	8	15	54	1			
TEAM STATISTICS					N.O.	OPP.																			
TOTAL FIRST DOWNS					223	272	RUSHING	No	Yds	Avg	LG	TD	PUNT RET	Ret	FC	Yds	Avg	LG	TD						
Rushing					115	153	Muncie	201	811	4.0	36	6	Mauti	37	10	281	7.6	33	0						
Passing					96	103	Galbreath	168	644	3.8	26	3	Saints	37	10	281	7.6	33	0						
Penalty					12	16	Strachan	55	271	4.9	18	0	Opponents	51	9	604	11.8	88t	2						
3rd Down: Made/Att.					71/201	89/215	Manning	39	270	6.9	27	5													
3rd Down: Pct.					35.3	41.4	Douglass	2	23	11.5	20	0	KICKOFF RET	No	Yds	Avg	LG	TD							
4th Down: Made/Att.					0/0	0/0	Kim Jones	8	23	2.9	8	0	Mauti	27	609	22.6	38	0							
4th Down: Pct.					0.0	0.0	Scott	4	11	2.8	9	0	Chapman	15	385	25.7	92t	1							
POSSESSION AVG.					27.33	32.27	Thaxton	1	-3	-3.0	-3	0	Willie	8	149	18.5	27	0							
TOTAL NET YARDS					3597	4622	Boykin	5	-9	-1.8	4	0	Boykin	5	76	15.2	24	0							
Avg. Per Game					256.9	330.1	Herrmann	1	-17	-17.0	-17	0	Campbell	2	33	16.5	20	0							
Total Plays					851	940	Saints	484	2024	4.2	36	14	Kim Jones	2	23	11.5	13	0							
Avg. Per Play					4.2	4.9	Opponents	623	2729	4.4	80	21	Kingrea	2	21	10.5	21	0							
NET YARDS RUSHING					2024	2729	Muncie	1	19	19.0	19	0													
Avg. Per Game					144.6	194.9	RECEIVING	No	Yds	Avg	LG	TD	Jimmy Stewart	1	33	33.0	33	0							
Total Rushes					484	623	Galbreath	41	265	6.5	30	0	Thaxton	0	8	---	8	0							
NET YARDS PASSING					1573	1893	Childs	33	518	15.7	59t	9	Saints	63	1355	21.5	92t	1							
Avg. Per Game					112.4	135.2	Herrmann	32	408	12.8	39	0	Opponents	45	1075	23.9	60	0							
Sacked/Yards Lost					46/380	27/234	Muncie	21	248	11.8	35t	1													
Gross Yards					1933	2127	Thaxton	14	211	15.1	41	1	FIELD GOALS	1-19	20-29	30-39	40-49	50-							
Att./Completions					321/166	290/154	Gilliam	11	133	12.1	23	1	Szaro	0/0	3/4	2/3	0/2	0/3							
Completion Pct.					51.7	53.1	Mauti	4	71	17.8	23	0	Saints	0/0	3/4	2/3	0/2	0/3							
Had Intercepted					21	10	Strachan	3	26	8.7	10	0	Opponents	1/2	5/7	3/6	6/6	0/3							
PUNTS/AVERAGE					87/41.0	75/38.8	Boykin	3	21	7.0	9	0													
NET PUNTING AVG.					87/31.6	75/32.9	Burton	1	13	13.0	13	0	Szaro: () (26G) (52N) () (44N) (51N, 22G) (23G,												
PENALTIES/YARDS					86/794	104/972	Kim Jones	1	9	9.0	9	0	50N, 42N, 31G) () (30N) () (30G) () () (29N)												
FUMBLES/BALL LOST					20/11	29/15	Parker	1	7	7.0	7	0													
TOUCHDOWNS					31	42	Grooms	1	3	3.0	3t	1	Opponents: (19G) (37N, 43G) (21G) () (29N)												
Rushing					14	21	Saints	166	1933	11.6	59t	13	(30N) (36G, 27G, 52N) () (24N, 50N, 33G) (31G,												
Passing					13	15	Opponents	154	2127	13.8	58	15	(40G) (40G, 51N, 42G) (19N, 48G, 29G, 27G) (33N,												
Returns					4	6							40G, 25G) ()												
Score by Periods					1	2	3	4	OT	TD															
Saints					20	105	38	69	0	232															
Opponents					69	111	62	91	3	336															
															1977 NFC WEST STANDINGS										
															Saints Finish: 4th place										
															W	L	T	Pct.							
															Los Angeles	10	4	0	.714						
															Atlanta	7	7	0	.500						
															San Francisco	5	9	0	.357						
															New Orleans	3	11	0	.214						

PASSING	Att	Cmp	Yds	Cmp%	Yds/Att	TD	TD%	Int	Int%	Long	Sk/Yds	Rating
Manning	205	113	1284	55.1	6.26	8	3.9	9	4.4	59t	36/288	68.8
Scott	82	36	516	43.9	6.29	3	3.7	8	9.8	53t	5/43	37.5
Douglass	31	16	130	51.6	4.19	1	3.2	3	9.7	31	5/29	33.7
Blanchard	3	1	3	33.3	1.00	1	33.3	1	33.3	3t	0/0	42.4
Saints	321	166	1933	51.7	6.02	13	4.0	21	6.5	59t	46/360	56.5
Opponents	290	154	2127	53.1	7.33	15	5.2	10	3.4	58	27/234	79.8

SAINTS STATISTICS

1978 RECORD: 7-9

FINISH: 3RD-NFC WEST

Date	W/L	Score	Opponent	Attendance	TD	Ru	Pa	Rt	PAT	FG	S	TP	PUNTING	No	Yds	Avg	Net	TB	I20	LG	B		
9/3	W	31-24	Minnesota	54,187	Galbreath	7	5	2	0	0/0	0/0	0	42	Blanchard	84	3532	42.0	32.5	10	14	61	2	
9/10	L	17-28	at Green Bay (Mil.)	54,336	Muncie	7	7	0	0	0	0	0	42	Saints	86	3532	41.1	32.5	10	14	61	2	
9/17	L	17-24	Philadelphia	48,242	Mike-Mayer	0	0	0	0	0	18/18	6/13	0	36	Opponents	71	2951	40.2	35.3	5	17	59	1
9/24	W	20-18	at Cincinnati	40,455	Childs	4	0	4	0	0	0	0	24										
10/1	L	20-26	Los Angeles	61,659	Harris	4	0	4	0	0	0	0	24										
10/8	L	16-24	Cleveland	50,158	Strachan	4	0	4	0	0	0	0	24										
10/15	W	14-7	at San Francisco	37,671	Szaro	0	0	0	0	9/9	4/6	0	24										
10/22	W	10-3	at Los Angeles	47,574	Chandler	2	0	2	0	0	0	0	21	McGill	1	0	4	4.0	4	0	0	0	
10/29	W	26-17	New York Giants	58,907	Mauti	2	0	2	0	0	0	0	12	Mauti	0	3	0	---	---	---	---	---	0
11/5	L	14-20	at Pittsburgh	48,526	Owens	2	0	2	0	0	0	0	12	Myers	0	1	0	---	---	---	---	0	
11/12	L	17-20	Atlanta	70,323	Leyboldt	0	0	0	0	4/5	2/3	0	6	Saints	36	14	242	6.7	32	0	0		
11/19	L	7-27	at Dallas	57,920	Hardy	1	0	1	0	0	0	0	6	Opponents	59	4	539	9.1	55	0	0		
11/26	L	17-20	at Atlanta	55,521	Manning	1	1	0	0	0	0	0	6										
12/3	W	24-13	San Francisco	50,068	Myers	1	0	1	0	0	0	0	6										
12/10	L	12-17	Houston	63,169	Jurich	0	0	0	0	2/2	0/3	0	2	Chandler	32	760	23.8	38	0	0	0		
12/17	W	17-10	at Tampa Bay	51,207	Saints	35	17	17	1	33/35	12/25	1	281	Mauti	17	368	22.8	39	0	0	0		
					Opponents	33	9	21	3	32/33	22/33	1	298	Chapman	9	149	16.6	28	0	0	0		

TEAM STATISTICS

	N.O.	OPP.	RUSHING	No	Yds	Avg	LG	TD	RECEIVING	No	Yds	Avg	LG	TD	FIELD GOALS	1-19	20-29	30-39	40-49	50+
TOTAL FIRST DOWNS	295	286																		
Rushing	119	129	RUSHING	No	Yds	Avg	LG	TD	TD	Yds	Avg	LG	TD							
Passing	154	130	Galbreath	186	635	3.4	20t	5	Szaro	0/0	2/2	2/2	0/0	0/0						
Penalty	22	27	Muncie	160	557	3.5	28t	7	Rice	1	0	5	15.0	15.0						
3rd Down: Made/Att.	88/232	94/238	Strachan	108	388	3.6	21	4	Opponents	53	1035	19.5	56	0						
3rd Down Pct.	37.9	39.5	Manning	38	202	5.3	19	1												
4th Down: Made/Att.	0/0	0/0	Kim Jones	9	31	3.4	8	0												
4th Down Pct.	0.0	0.0	Harris	2	22	11.0	22	0												
POSSESSION AVG.	30:28	29:32	Chandler	2	10	5.0	10	0												
TOTAL NET YARDS	4996	4884	Holmes	2	4	2.0	4	0												
Avg. Per Game	312.3	305.3	Blanchard	2	0	0.0	0	0												
Total Plays	1028	1025	Scott	1	0	0.0	0	0												
Avg. Per Play	4.9	4.8	Childs	2	-4	-2.0	-1	0												
NET YARDS RUSHING	1845	2420	Saints	512	1845	3.6	28t	17												
Avg. Per Game	115.3	151.3	Opponents	574	2420	4.2	63	9												
Total Rushes	512	574																		
NET YARDS PASSING	3151	2464	RECEIVING	No	Yds	Avg	LG	TD												
Avg. Per Game	196.9	154.0	Galbreath	74	582	7.9	35	2												
Sacked/Yards Lost	37/301	33/236	Childs	53	869	16.4	52	4												
Gross Yards	3452	2700	Harris	40	590	14.8	45	4												
Att./Completions	479/294	418/215	Owens	40	446	11.2	47t	2												
Completion Pct.	61.4	51.4	Chandler	35	472	13.5	58t	2												
Had Intercepted	16	21	Muncie	26	233	9.0	34	0												
PUNTS/AVERAGE	86/41.1	71/40.2	Strachan	10	51	5.1	15	0												
NET PUNTING AVG.	86/32.5	71/35.3	Mauti	8	69	8.6	16t	2												
PENALTIES/YARDS	104/1044	103/929	Hardy	5	131	26.2	71	1												
FUMBLES/BALL LOST	32/15	37/20	Kim Jones	2	10	5.0	6	0												
TOUCHDOWNS	35	33	Van Wagner	1	-1	-1.0	-1	0												
Rushing	17	9	Saints	294	3452	11.7	71t	17												
Passing	17	21	Opponents	215	2700	12.6	80t	21												
Returns	1	3																		

Score by Periods

Score by Periods	1	2	3	4	OT	TOT
Saints	54	102	37	88	0	281
Opponents	60	98	47	93	0	298

INTERCEPTIONS

Interceptions	No	Yds	Avg	LG	TD
Myers	6	167	27.8	97t	1
Spencer	4	83	20.8	37	0
Brown	4	50	12.5	19	0
Federspiel	2	12	6.0	12	0
Hughes	2	11	5.5	7	0
Chapman	2	-4	-2.0	0	0
Felton	1	0	0.0	0	0
Saints	21	319	15.2	97t	1
Opponents	16	198	12.4	56	1

1978 NFC WEST STANDINGS

Saints Finish: 3rd place				
	W	L	T	Pct.
Los Angeles	12	4	0	.750
Atlanta	9	7	0	.563
New Orleans	7	9	0	.438
San Francisco	2	14	0	.125

PASSING	Att	Cmp	Yds	Cmp%	Yds/Att	TD	TD%	Int	Int%	Long	Sk/Yds	Rating
Manning	471	291	3416	61.8	7.25	17	3.6	16	3.4	71t	37/301	81.7
Scott	5	3	36	60.0	7.20	0	0.0	0	0.0	23	0/0	82.1
Harris	1	0	0	0.0	0.00	0	0.0	0	0.0	0	0/0	39.6
Muncie	1	0	0	0.0	0.00	0	0.0	0	0.0	0	0/0	39.6
Strachan	1	0	0	0.0	0.00	0	0.0	0	0.0	0	0/0	39.6
Saints	479	294	3452	61.4	7.21	17	3.5	16	3.3	71t	37/301	81.2
Opponents	418	215	2700	51.4	6.46	21	5.0	21	5.0	80t	33/236	67.7

SAINTS STATISTICS

1980

RECORD: 1-15

FINISH: 4TH-NFC WEST

Date	W/L	Score	Opponent	Attendance	SCORING	Td	Ru	Pa	Rt	PAT	FG	S	TP	PUNTING	No	Yds	Avg	Net	TB	IG	LG	B								
9/7	L	23-26	San Francisco	58,621	Ricardo 0 0 0 0 31/34 10/17	0	0	0	0	0	0	0	0	0	61	Erxleben 89	3499	39.3	33.1	3	23	57	0							
9/14	L	3-22	at Chicago	62,523	Chandler 6 0 6 0 0	0	0	0	0	0	0	0	0	0	36	Saints	89	3499	39.3	33.1	3	23	57	0						
9/21	L	26-35	Buffalo	51,154	Childs 6 0 6 0 0	0	0	0	0	0	0	0	0	0	36	Opponents	64	2466	38.5	34.2	5	20	57	2						
9/28	L	16-21	at Miami	40,946	Ik, Harris 6 0 6 0 0	0	0	0	0	0	0	0	0	0	36															
10/5	L	7-40	St. Louis	45,388	Galbreath 5 3 2 0 0	0	0	0	0	0	0	0	0	0	30															
10/12	L	13-24	at Detroit	78,147	Holmes 3 2 1 0 0	0	0	0	0	0	0	0	0	0	18															
10/19	L	14-41	Atlanta	62,651	Rogers 3 1 2 0 0	0	0	0	0	0	0	0	0	0	18															
10/26	L	14-22	at Washington	51,375	Muncie 2 2 0 0 0	0	0	0	0	0	0	0	0	0	12															
11/2	L	31-45	at Los Angeles	59,909	Williams 2 0 2 0 0	0	0	0	0	0	0	0	0	0	12															
11/9	L	21-34	Philadelphia	44,340	Wilson 2 1 1 0 0	0	0	0	0	0	0	0	0	0	12															
11/16	L	13-31	at Atlanta	53,871	Erxleben 0 0 0 0 2/2 2/5	0	0	0	0	0	0	0	0	0	12	Saints	22	12	176	8.0	18	0	0							
11/24	L	7-27	Los Angeles	53,488	Price 1 0 0 1 0	0	0	0	0	0	0	0	0	0	6	Opponents	48	20	490	10.2	57	1	0							
11/30	L	20-23	Minnesota	30,936	Reese 1 0 0 1 0	0	0	0	0	0	0	0	0	0	6															
12/7	Lot	35-38	at San Francisco	37,849	Saints 37 9 26 2 33/36 12/22	0	291																							
12/14	W	21-20	at New York Jets	38,077	Opponents 60 26 31 1 56/60 23/31	1	487																							
12/21	L	27-38	New England	38,277	SACKS: Saints 27.0, Opp. 46.0																									
TEAM STATISTICS					N.O.	OPP.	RUSHING	No	Yds	Avg	LG	TD																		
TOTAL FIRST DOWNS					285	360	Rogers	80	366	4.6	24	1																		
Rushing					80	178	Galbreath	81	308	3.8	26	3																		
Passing					183	155	Wilson	63	188	3.0	15	1																		
Penalty					22	27	Muncie	40	168	4.2	24	2																		
3rd Down Made/Att.					65/203	95/225	Manning	23	166	7.2	24	0																		
3rd Down Pct.					32.0	42.2	Holmes	38	119	3.1	20	2																		
4th Down Made/Att.					0/1	0/0	Strachan	20	41	2.1	10	0																		
4th Down Pct.					0.0	0.0	Chandler	1	9	9.0	9	0																		
POSSESSION AVG.					27:33	32:28	Mauti	1	2	2.0	2	0																		
TOTAL NET YARDS					5010	6219	Banks	1	-5	-5.0	-5	0																		
Avg. Per Game					313.1	388.6	Saints	348	1362	3.9	26	9																		
Total Plays					960	1102	Opponents	630	3106	4.9	69	28																		
Avg. Per Play					5.2	5.6																								
NET YARDS RUSHING					1362	3106	RECEIVING	No	Yds	Avg	LG	TD																		
Avg. Per Game					85.1	194.1	Chandler	65	975	15.0	50	6																		
Total Rushes					348	630	Galbreath	57	470	8.2	21	2																		
NET YARDS PASSING					3648	3112	Ik, Harris	37	692	18.7	44	6																		
Avg. Per Game					228.0	194.5	Childs	34	483	13.6	30	6																		
Sacked/Yards Lost					46/362	27/225	Wilson	31	241	7.8	42	1																		
Gross Yards					4010	3341	Holmes	29	226	7.8	16	1																		
Att./Completions					566/334	445/255	Rogers	27	267	9.9	43	2																		
Completion Pct.					59.0	57.3	Williams	26	351	13.5	56	2																		
Had Intercepted					22	12	Hardy	13	197	15.2	44	0																		
PUNTS/AVERAGE					89/39.3	64/38.5	Muncie	7	25	3.6	8	0																		
NET PUNTING AVG.					89/33.1	64/34.2	Strachan	5	60	12.0	23	0																		
PENALTIES/YARDS					98/837	79/690	T. Owens	1	26	26.0	26	0																		
FUMBLES/BALL LOST					28/13	27/12	Mauti	1	10	10.0	10	0																		
TOUCHDOWNS					37	60	Banks	1	7	7.0	7	0																		
Rushing					9	28	Saints	334	4010	12.0	56	26																		
Passing					26	31	Opponents	255	3341	13.1	71	31																		
Returns					2	1																								
Score by Periods					1	2	3	4	OT	TOT																				
Saints					55	90	71	75	0	291																				
Opponents					67	151	108	158	3	487																				
INTERCEPTIONS					No	Yds	Avg	LG	TD																					
Myers					5	96	19.2	48	0																					
Brown					2	31	15.5	29	0																					
Marshall					2	17	8.5	17	0																					
Grooms					1	37	37.0	37	0																					
Mathis					1	15	15.0	15	0																					
Kovach					1	0	0.0	0	0																					
Saints					12	196	16.3	48	0																					
Opponents					22	217	9.9	34	0																					
1980 NFC WEST STANDINGS																														
Saints Finish: 4th place																														
															W	L	T	Pct.												
															Atlanta	12	4	0	.750											
															Los Angeles	11	5	0	.687											
															San Francisco	6	10	0	.375											
															New Orleans	1	15	0	.063											

PASSING	Att	Cmp	Yds	Cmp%	Yds/Att	TD	TD%	Int	Int%	Long	Sk/Yds	Rating
Manning	509	309	3716	60.7	7.30	23	4.5	20	3.9	56	41/311	81.8
Scott	33	16	200	48.5	6.06	2	6.1	1	3.0	41	4/41	75.3
Benjamin	17	7	28	41.2	1.65	0	0.0	1	5.9	17	0/0	24.4
Holmes	3	1	23	33.3	7.67	1	33.3	0	0.0	23	0/0	101.4
Galbreath	2	0	0	0.0	0.00	0	0.0	0	0.0	0	0/0	39.6
Chandler	1	1	43	100.0	43.00	0	0.0	0	0.0	43	1/10	118.8
Erxleben	1	0	0	0.0	0.00	0	0.0	0	0.0	0	0/0	39.6
Saints	566	334	4010	59.0	7.08	26	4.6	22	3.9	56	46/362	79.9
Opponents	445	255	3341	57.3	7.51	31	7.0	12	2.7	71	27/229	93.1

SAINTS STATISTICS

1981

RECORD: 4-12

FINISH: 4TH-NFC WEST

Date	W/L	Score	Opponent	Attendance	SCORING	Td	R	Pa	Rt	PAT	FG	S	TP	INTERCEPTIONS	No	Yds	Avg	LG	TD		
9/6	L	0-27	at Atlanta	57,406	G. Rogers	13	13	0	0	0	0	0	78	Waymer	4	54	13.5	31	0		
9/13	W	23-17	Los Angeles	62,063	Ricardo	0	0	0	0	24/24	13/25	0	63	Wattelet	3	16	5.3	16	0		
9/20	L	7-20	at New York Giants	69,814	W. Wilson	5	1	4	0	0	0	30	Myers	2	70	35.0	54	0			
9/27	L	14-21	at San Francisco	44,433	Holmes	2	2	0	0	0	0	12	Ray	1	33	33.0	33	0			
10/4	L	6-20	Pittsburgh	64,578	Chandler	1	0	1	0	0	0	6	Nairne	1	18	18.0	18	0			
10/11	L	14-31	Philadelphia	52,728	Hardy	1	0	1	0	0	0	6	Kovach	1	13	13.0	13	0			
10/18	L	17-20	at Cleveland	76,059	Groth	1	0	1	0	0	0	6	Redd	1	7	7.0	7	0			
10/25	W	17-7	Cincinnati	46,336	Merkens	1	0	1	0	0	0	6	Bordelon	1	3	3.0	3	0			
11/1	L	10-41	Atlanta	63,637	Saints	24	16	8	0	24/24	13/25	0	207	Gary	1	0	0.0	0	0		
11/8	W	21-13	at Los Angeles	61,058	Opponents	46	17	26	3	44/44	19/25	0	378	Spivey	1	0	0.0	0	0		
11/15	L	10-20	at Minnesota	45,215	SACKS: Saints 27.0, Opp. 41.0									Spivey	1	0	0.0	0	0		
11/22	W	27-24	at Houston	45,981										Saints	17	214	12.6	54	0		
11/29	L	14-31	Tampa Bay	62,209	RUSHING	No	Yds	Avg	LG	TD				Opponents	27	479	17.7	53	1		
12/6	L	3-30	at St. Louis	46,923	G. Rogers	378	1674	4.4	79	13											
12/13	L	7-35	Green Bay	45,518	Holmes	58	194	3.3	11	2				PUNTING	No	Yds	Avg	Net	TB		
12/20	L	17-21	San Francisco	43,639	Tyler	36	183	5.1	42	0					Erxleben	66	2672	40.5	34.4	6	
					W. Wilson	44	137	3.1	13	1					Saints	86	2872	40.5	34.4	6	
					J. Rogers	9	37	4.1	15	0					Opponents	69	3045	44.1	35.6	11	
					Manning	2	28	14.0	15	0											
					Groth	2	27	13.5	28	0					PUNT RET	Ret	FG	Yds	Avg	LG	
					Rushing	126	127									Groth	37	6	436	11.8	36
					Passing	124	161									Banks	2	0	0.0	0	0
					Penalty	30	15														
					3rd Down: Made/Att.	91/225	94/209									Merkens	1	-12	-12.0	-12	0
					3rd Down Pct.	40.4	45.0									Poe	1	0	2.0	2	0
					4th Down: Made/Att.	0/0	0/0									Saints	41	7	426	10.4	36
					4th Down Pct.	0.0	0.0									Opponents	36	13	28.2	7.8	52
					POSESSION AVG.	31:19	28:41														
					TOTAL NET YARDS	4705	5253								KICKOFF RET	No	Yds	Avg	LG	TD	
					Avg. Per Game	294.1	328.3									W. Wilson	31	722	23.3	57	0
					Total Plays	1029	1002									J. Rogers	28	621	22.2	44	0
					Avg. Per Play	4.6	5.2														
					NET YARDS RUSHING	2286	1916									Groth	3	50	16.7	21	0
					Avg. Per Game	142.9	119.8														
					Total Rushes	546	504									Stauch	3	65	21.7	29	0
					NET YARDS PASSING	2419	3337									Brock	2	18	9.0	12	0
					Avg. Per Game	151.2	208.6														
					Sacked/Yards Lost	41/359	27/241									Banks	1	9	9.0	9	0
					Gross Yards	2778	3578														
					Att./Completions	441/238	471/287									Saints	70	1523	21.8	57	0
					Completion Pct.	54.0	60.9									Opponents	50	966	19.3	40	0
					Had Intercepted	27	17														
					PUNTS/AVERAGE	66/40.5	69/44.1														
					NET PUNTING AVG.	66/34.4	69/35.6														
					PENALTIES/YARDS	109/909	118/1089														
					FUMBLES/BALL LOST	40/20	31/17														
					TOUCHDOWNS	24	46														
					Rushing	16	17														
					Passing	8	26														
					Returns	0	3														
					Score by Periods	1	2	3	4	OT	TD										
					Saints	51	57	44	55	0	207										
					Opponents	79	117	72	110	0	378										

1981 NFC WEST STANDINGS

Saints Finish: 4th place				
	W	L	T	Pct.
San Francisco	13	3	0	.813
Atlanta	7	9	0	.438
Los Angeles	6	10	0	.375
New Orleans	4	12	0	.250

PASSING	Att	Cmp	Yds	Cmp%	Yds/Att	TD	TD%	Int	Int%	Long	Sk/Yds	Rating
Manning	232	134	1447	57.8	6.24	5	2.2	11	4.7	55	21/164	63.6
D. Wilson	159	82	1058	51.6	6.65	1	0.6	11	6.9	50	12/121	46.1
Scott	46	20	245	43.5	5.33	1	2.2	5	10.9	31	7/72	28.2
Merkens	2	1	20	50.0	10.00	0	0.0	0	0.0	20	1/2	85.4
Myers	2	1	8	50.0	4.00	1	50.0	0	0.0	8t	0/0	100.0
Saints	441	238	2778	54.0	6.30	8	1.8	27	6.1	55	41/359	53.8
Opponents	471	287	3578	60.9	7.60	26	5.5	17	3.6	60t	27/241	87.9

SAINTS STATISTICS

1983 RECORD: 8-8

FINISH: 3RD-NFC WEST

Date	W/L	Score	Opponent	Attendance	SCORING	TD	Ru	Pa	Rt	PAT	FG	S	TP	INTERCEPTIONS	No	Yds	Avg	LG	TD			
9/4	W	28-17	St. Louis	60,430	Andersen	0	0	0	0	37/38	18/24	0	91	Poe	7	146	20.9	31t	1			
9/11	L	27-30	at L.A. Rams	45,572	W. Wilson	11	9	2	0	0	0	0	66	Gary	3	70	23.3	26	0			
9/18	Wot	34-31	Chicago	64,692	G. Rogers	5	5	0	0	0	0	0	30	Winston	3	21	7.0	15	0			
9/25	L	20-21	at Dallas	62,136	Gajan	4	4	0	0	0	0	0	24	Johnson	2	80	40.0	70t	1			
10/2	W	17-7	Miami	66,489	Brenner	3	0	3	0	0	0	0	18	Wattelet	2	33	16.5	24	0			
10/9	W	19-17	at Atlanta	51,654	Young	3	0	3	0	0	0	0	18	Paul	2	3	1.5	3	0			
10/16	L	13-32	San Francisco	68,154	Duckett	2	0	2	0	0	0	0	12	Re. Lewis	1	27	27.0	27t	1			
10/23	W	24-21	at Tampa Bay	48,242	Goodlow	2	0	2	0	0	0	0	12	Sternrick	1	26	26.0	26	0			
10/30	L	21-27	at Buffalo	49,413	K. Clark	1	0	1	0	0	0	0	6	Warren	1	6	6.0	6	0			
11/6	W	27-10	Atlanta	67,062	Groth	1	0	1	0	0	0	0	6	Jackson	1	6	0.0	0	0			
11/13	L	0-27	at San Francisco	40,022	Johnson	1	0	0	1	0	0	0	6	Saints	23	412	17.9	70t	3			
11/21	L	28-31	New York Jets	68,606	Korte	1	0	0	1	0	0	0	6	Opponents	25	424	17.0	69t	5			
11/27	W	17-16	Minnesota	59,502	Re. Lewis	1	0	0	1	0	0	0	6									
12/4	L	0-7	at New England	24,579	Poe	1	0	0	1	0	0	0	6	PUNTING	No	Yds	Avg	Net	TD	LG	B	
12/11	Wot	20-17	at Philadelphia	45,182	Tice	1	0	1	0	0	0	0	6	Erxleben	74	3034	41.0	30.9	9	10	60	
12/18	L	24-26	L.A. Rams	70,148	D. Wilson	1	1	0	0	0	0	0	6	Merikens	4	144	36.0	30.5	1	0	45	
					Saints	38	19	14	5	37/38	18/24	0	319	Saints	78	3178	40.7	30.8	10	10	60	
					Opponents	39	11	20	8	37/39	20/34	3	337	Opponents	83	3473	41.8	37.1	6	22	70	
TEAM STATISTICS					N.O.	OPP.																
TOTAL FIRST DOWNS					286	289																
Rushing					135	108	SACKS:	Jackson 12.0,	Wilks 9.0,	Re. Lewis 6.5,					PUNT RET	Ret	FC	Yds	Avg	LG	TD	
Passing					136	159	Moore 6.0,	Elliott 5.5,	Paul 5.5,	B. Clark 4.5,	Kovach				Groth	39	15	275	7.1	30	0	
Penalty					15	22	3.0,	Nairne 2.0,	Warren 2.0,	Winston 1.0,	Saints			Saints	39	15	275	7.1	30	0		
3rd Down: Made/Att.					89/226	87/225	56.0,	Opp. 35.0						Opponents	51	10	573	11.2	76t	2		
3rd Down Pct.					39.4	38.7																
4th Down: Made/Att.					13/17	2/6	RUSHING	No	Yds	Avg	LG	TD		KICKOFF RET	No	Yds	Avg	LG	TD			
4th Down Pct.					76.5	33.3	G. Rogers	256	1144	4.5	76t	5		Duckett	33	719	21.8	61	0			
POSSESSION AVG.					30:24	29:36	W. Wilson	199	787	4.0	29	9		W. Wilson	9	239	26.6	52	0			
TOTAL NET YARDS					4938	4691	Gajan	81	415	5.1	58	4		Mauti	8	147	18.4	35	0			
Avg. Per Game					308.6	293.2	J. Rogers	26	80	3.1	13	0		Austin	7	112	16.0	27	0			
Total Plays					1055	1024	T. Wilson	8	21	2.6	7	0		J. Rogers	7	103	14.7	25	0			
Avg. Per Play					4.7	4.6	Austin	4	16	4.0	5	0		Brock	1	15	15.0	15	0			
NET YARDS RUSHING					2461	2000	Merikens	1	16	16.0	16	0		Wattelet	1	4	4.0	4	0			
Avg. Per Game					153.9	125.0	Groth	1	15	15.0	15	0		Saints	66	1339	20.3	61	0			
Total Rushes					595	472	Goodlow	1	3	3.0	3	0		Opponents	44	938	21.3	53	0			
NET YARDS PASSING					2477	2691	D. Wilson	5	3	0.6	5	1										
Avg. Per Game					154.8	168.2	Erxleben	2	-9	-4.5	1	0		FIELD GOALS	1-19	20-29	30-39	40-49	50+			
Sacked/Yards Lost					35/305	56/437	Stabler	9	-14	-1.6	0	0		Andersen	2/2	8/8	3/4	2/6	3/4			
Gross Yards					2792	3128	Duckett	2	-16	-8.0	2	0		Saints	2/2	8/8	3/4	2/6	3/4			
Att./Completions					425/243	496/271	Saints	595	2461	4.1	76t	19		Opponents	0/0	7/9	6/9	6/14	1/2			
Completion Pct.					57.2	54.6	Opponents	472	2000	4.2	71	11										
Had Intercepted					25	23																
PUNTS/AVERAGE					78/40.7	83/41.8	RECEIVING	No	Yds	Avg	LG	TD		Andersen:	()	(276, 46N, 30G)	(216, 41G)	(46N,				
NET PUNTING AVG.					78/30.8	83/37.1	Groth	49	585	11.9	42	1			196, 42G, 44B)	(32G)	(236, 27G, 19G, 35G)					
PENALTIES/YARDS					91/802	96/814	Gajan	41	574	14.0	38t	3			(286, 26G)	(50G)	(1)	(41N)	()	(51N)	(25G)	(35N)
FUMBLES/BALL LOST					37/22	33/16	Goodlow	41	487	11.9	26	2			(52G, 50G)	(20G)						
TOUCHDOWNS					38	39	Scott	24	274	11.4	35	0			Opponents:	(24N, 47G, 38N)	()	(27G)	(41G, 34G)			
Rushing					19	11	W. Wilson	20	178	8.9	24	2			(45N)	(44N, 49G)	(23G, 32G, 47G, 52G, 24G, 23G)					
Passing					14	20	Duckett	19	283	14.9	48	2			(43N, 39N)	()	(49N, 43G)	(50N, 33G, 25G)	(37G)			
Returns					5	8	Gajan	17	130	7.6	26	0			(31G, 27G, 32G, 47N)	(37N, 48N, 24N)	(23G, 48B,					
Score by Periods					1	2	3	4	OT	TD												
Saints					41	81	103	88	6	319												
Opponents					74	86	61	116	0	337												
															1983 NFC WEST STANDINGS							
															Saints Finish: 3rd place							
															W	L	T	Pct.				
															San Francisco	10	6	0	625			
															L.A. Rams	9	7	0	563			
															New Orleans	8	8	0	500			
															Atlanta	7	9	0	438			

	Att	Cmp	Yds	Cmp%	Yds/Att	TD	TD%	Int	Int%	Long	Sk/Yds	Rating
Stabler	311	176	1988	56.6	6.39	9	2.9	18	5.8	48	18/159	61.4
D. Wilson	112	66	770	58.9	6.88	5	4.5	7	6.3	42	17/146	68.7
Erxleben	1	1	24	100.0	24.00	0	0.0	0	0.0	24	0/0	118.8
Gajan	1	0	0	0.0	0.00	0	0.0	0	0.0	0	0/0	39.6
Saints	425	243	2782	57.2	6.55	14	3.3	25	5.9	48	35/305	63.5
Opponents	496	271	3128	54.6	6.31	20	4.0	23	4.6	60	56/437	68.0

SAINTS STATISTICS

1985 RECORD: 5-11

FINISH: 3RD-NFC WEST

Date	W/L	Score	Opponent	Attendance	SCORING	TD	Ru	Pa	Rt	PAT	FG	S	TP	INTERCEPTIONS	No	Yds	Avg	LG	TD			
9/8	L	27-47	Kansas City	57,760	Andersen	0	0	0	27/29	31/35	0	120	120	Waymer	6	49	8.2	28	0			
9/15	L	23-24	at Denver	74,488	Martin	4	0	4	0	0	0	24	120	Hoage	4	79	19.8	52t	1			
9/22	W	20-13	Tampa Bay	45,320	Brenner	3	0	3	0	0	0	18	120	Poe	3	63	21.0	40t	1			
9/29	W	20-17	at San Francisco	58,053	Goodlow	3	0	3	0	0	0	18	120	Tullis	2	22	11.0	22	0			
10/6	W	23-21	Philadelphia	56,364	W. Wilson	3	1	2	0	0	0	18	120	Del Rio	2	13	6.5	11	0			
10/13	L	13-23	at L.A. Raiders	49,512	Gajan	2	2	0	0	0	0	12	120	Wattelet	0	0	0.0	0	0			
10/20	L	24-31	at Atlanta	44,784	Groth	2	0	2	0	0	0	12	120	Kovach	1	53	53.0	53	0			
10/27	L	13-21	New York Giants	54,082	Hardy	2	0	2	0	0	0	12	120	Ridd	1	25	25.0	25	0			
11/3	L	10-28	at L.A. Rams	49,030	Tice	2	0	2	0	0	0	12	120	Winston	0	0	0.0	0	0			
11/10	L	3-27	Seattle	47,365	Warren	2	0	2	0	0	0	12	120	Saints	21	312	14.9	53	2			
11/17	L	14-39	at Green Bay	52,104	Campbell	1	0	0	0	0	0	6	6	Opponents	23	251	10.9	33	1			
11/24	W	30-23	at Minnesota	54,117	Del Rio	1	0	1	0	0	0	6	6									
12/1	W	29-3	L.A. Rams	44,122	Hebert	1	0	1	0	0	0	6	6	PUNTING	No	Yds	Avg	Net	TB	LG	B	
12/8	L	16-28	at St. Louis	29,527	Hoagt	1	0	1	0	0	0	6	6	Hansen	89	3763	42.3	36.5	6	14	58	0
12/15	L	19-31	San Francisco	46,065	Merikens	1	0	1	0	0	0	6	6	Saints	89	3763	42.3	36.5	6	14	58	0
12/22	L	10-16	Atlanta	37,717	Poe	1	0	0	1	0	0	6	6	Opponents	61	3477	42.2	37.8	7	24	61	0
					Saints	29	4	20	5	27/29	31/35	0	294									
					Opponents	48	19	26	3	48/48	21/28	1	401									

TEAM STATISTICS	N.O.	OPP.	OPP. Opponents	48	19	26	3	48/48	21/28	1	401	PUNT RET	Ret	FC	Yds	Avg	LG	TD
TOTAL FIRST DOWNS	250	335																
Rushing	83	125	SACKS: Jackson 11.0, B. Clark 8.5, Geathers 6.5,															
Passing	148	189	Warren 5.5, Paul 5.0, Wilks 2.5, Haynes 2.0, Elliott															
Penalty	19	22	Hoage 1.0, Kovach 1.0, Redd 1.0, Wattelet 1.0,															
3rd Down: Made/Att.	66/221	96/229	Saints 46.0, Opp. 58.0															
3rd Down Pct.	29.9	42.1																
4th Down: Made/Att.	9/16	7/13	RUSHING	No	Yds	Avg	LG	TD										
4th Down Pct.	50.0	53.8	W. Wilson	168	645	3.8	41t	1										
POSSESSION AVG.	28:33	31:27	Campbell	158	643	4.1	45	1										
TOTAL NET YARDS	4479	5815	Gajan	50	251	5.0	26	2										
Avg. Per Game	279.9	363.4	Anthony	17	65	3.8	13	0										
Total Plays	997	1093	Wattelet	2	42	21.0	23	0										
Avg. Per Play	4.5	5.4	Hebert	12	26	2.2	8	0										
NET YARDS RUSHING	1683	2162	D. Wilson	18	7	0.4	17	0										
Avg. Per Game	105.2	135.1	Fowler	2	4	2.0	3	0										
Total Rushes	431	506	Goodlow	1	3	3.0	3	0										
NET YARDS PASSING	2796	3653	Martin	2	-1	-5	11	0										
Avg. Per Game	174.8	228.3	Merikens	1	-2	-2.0	-2	0										
Sacked/Yards Lost	56/461	46/322	Saints	431	1683	3.9	45	4										
Gross Yards	3257	3975	Opponents	508	2162	4.3	48	19										
Att./Completions	508/260	529/306																
Completion Pct.	51.2	57.8	RECEIVING	No	Yds	Avg	LG	TD										
Had Intercepted	23	21	Brenner	42	652	15.5	30	3										
Punts/Average	89/42.3	81/42.2	W. Wilson	38	228	6.0	21	2										
Net Punting Avg.	89/36.5	81/37.8	Martin	35	522	14.9	50	4										
Penalties/Yards	96/805	108/837	Goodlow	32	603	18.8	76t	3										
Fumbles/Ball Lost	23/13	24/16	Anthony	29	185	6.6	36	0										
Touchdowns	29	46	Tice	24	266	11.1	39t	2										
Rushing	4	15	Groth	15	238	15.9	66t	2										
Passing	20	26	Hardy	15	208	13.9	31	2										
Returns	5	3	Gajan	8	87	10.9	22	0										
Score by Periods	1	2	3	4	OT	TOT	Campbell	6	88	14.7	39	0						
Saints	46	77	43	128	0	294	Fowler	5	43	8.6	11	0						
Opponents	55	142	51	153	0	401	Merikens	3	61	20.3	39t	1						
							Haynes	1	8	8.0	8	0						
							Hebert	1	7	7.0	7t	1						
							Saints	260	3257	12.5	76t	20						
							Opponents	306	3975	13.0	65t	26						

1985 NFC WEST STANDING			
Saints Finish: 3rd place			
	W	L	Pct.
L.A. Rams	11	5	0 .697
San Francisco	10	6	0 .625
New Orleans	5	11	0 .313
Atlanta	4	12	0 .250

PASSING	Att	Cmp	Yds	Cmp%	Yds/Att	TD	TD%	Int	Int%	Long	Sk/Yds	Rating
D. Wilson	293	145	1843	49.5	6.29	11	3.8	15	5.1	50	39/291	60.7
Hebert	181	97	1208	53.6	6.67	5	2.8	4	2.2	76t	17/150	74.6
Todd	32	16	191	50.0	5.97	3	9.4	4	12.5	56t	1/10	60.3
Hansen	1	1	8	100.0	8.00	0	0.0	0	0.0	8	0/0	100.0
Merikens	1	1	7	100.0	7.00	1	100.0	0	0.0	7t	1/10	135.4
Saints	508	260	3257	51.2	6.41	20	3.9	23	4.5	76t	58/461	65.7
Opponents	529	306	3975	57.8	7.51	26	4.9	21	4.0	65t	46/322	61.4

SAINTS STATISTICS

1986 RECORD: 7-9

FINISH: 4TH-NFC WEST

Date	W/L	Score	Opponent	Attendance	SCORING	TD	Ru	Pa	Rt	PAT	FB	S	TP	INTERCEPTIONS	No	Yds	Avg	LG	TD			
9/7	L	10-31	Atlanta	67,950	Andersen	0	0	0	30/30	26/30	0	108	0	Waymer	9	48	5.3	17	0			
9/14	W	24-10	Green Bay	46,383	Mayes	8	9	0	0	0	0	48	0	Poe	4	42	10.5	30	0			
9/21	L	17-26	at San Francisco	58,297	Hilliard	5	5	0	0	0	0	30	0	Wattelet	3	34	11.3	22	0			
9/28	L	17-20	at New York Giants	72,769	Martin	5	0	5	0	0	0	30	0	Gibson	2	43	21.5	43	0			
10/5	L	6-14	Washington	57,378	Jones	3	0	3	0	0	0	18	0	Maxie	2	15	7.5	15	0			
10/12	W	17-14	at Indianapolis	53,512	Tice	3	0	3	0	0	0	18	0	Jakes	2	6	3.0	4	0			
10/19	W	36-7	Tampa Bay	43,355	Goodlow	2	0	2	0	0	0	12	0	Haynes	1	17	17.0	17	1			
10/26	L	23-28	at New York Jets	44,248	Gray	1	0	0	1	0	0	6	0	V-Johnson	1	15	15.0	15	0			
11/2	W	23-10	San Francisco	55,234	Haynes	1	0	0	1	0	0	6	0	Gary	1	14	14.0	14	0			
11/9	W	6-0	L.A. Rams	62,352	Jordan	1	1	0	0	0	0	6	0	Jackson	1	1	1.0	1	0			
11/16	W	16-7	at St. Louis	32,069	D. Wilson	1	1	0	0	0	0	6	0	Saints	26	235	9.0	43	1			
11/23	L	13-26	at L.A. Rams	38,600	Saints	30	15	13	2	30/30	26/30	0	289	Opponents	25	362	14.5	46	0			
11/30	L	20-21	New England	58,259	Opponents	34	11	21	2	32/33	17/27	0	287	Saints	25	362	14.5	46	0			
12/7	L	27-31	Miami	64,761	Opponents	34	11	21	2	32/33	17/27	0	287	Saints	25	362	14.5	46	0			
12/14	W	14-9	at Atlanta	39,994	SACKS: Gaethers 9.0, Jackson 9.0, Warren 7.5,									PUNTING	No	Yds	Avg	Net	TB	LG	B	
12/21	L	17-33	at Minnesota	51,209	Clark 6.0, Swilling 4.0, Elliott 3.5, Gibson 3.0,									Hansen	81	3456	42.7	36.6	11	17	86	1
					Haynes 2.0, V. Johnson 1.0, Poe 1.0, Wilks 1.0,									Saints	82	3456	42.1	36.6	11	17	86	1
					Saints 47.0, Opp. 27.0									Opponents	78	3315	42.5	35.6	8	23	62	0

TEAM STATISTICS				N.O.	OPP.	RUSHING													
TOTAL FIRST DOWNS				275	331	No	Yds	Avg	LG	TD	PUNT RET	Ret	FC	Yds	Avg	LG	TD	RUSHING	
Rushing				109	104	Martin	24	9	27.7	9.5	39	0							
Passing				137	197	McLemore	10	3	67.7	6.7	23	0							
Penalty				29	30	Poe	8	3	71	8.9	17	0							
3rd Down: Made/Att.				59/197	97/230	Edwards	3	0	2	0.7	5	0							
3rd Down Pct.				29.9	42.2	Tullis	2	0	10	5.0	7	0							
4th Down: Made/Att.				7/13	7/14	Saints	47	15	37.7	8.0	39	0							
4th Down Pct.				53.8	50.0	Opponents	37	11	23.4	6.3	20	0							
POSSESSION AVG.				27:59	32:01	Del Rio	1	16	16.0	16	0								
TOTAL NET YARDS				4742	5102	Hebert	5	14	2.8	7	0								
Avg. Per Game				296.4	318.9	Gray	3	8	26.9	10.1	1	0							
Total Plays				957	1109	Mayes	10	21	21.3	34	0								
Avg. Per Play				5.0	4.6	Harris	7	122	17.4	22	0								
NET YARDS RUSHING				2074	1559	Opponents <td>486</td> <td>1559</td> <td>3.2</td> <td>27</td> <td>11</td> <td></td> <td></td> <td></td> <td></td> <td></td> <td></td>	486	1559	3.2	27	11								
Avg. Per Game				129.8	97.4	McLemore	2	39	19.5	22	0								
Total Rushes				505	486 <th colspan="14">RECEIVING</th>	RECEIVING													
NET YARDS PASSING				2668	3543	Jones	48	625	13.0	45	3								
Avg. Per Game				166.8	221.4	Martin	37	675	18.2	84	5								
Sacked/Yards Lost				27/225	47/343	Tice	37	330	8.9	29	3								
Gross Yards				2893	3886	Goodlow	20	306	15.3	29	2								
Att./Completions				425/232	576/331	Brenner	18	286	15.9	34	0								
Completion Pct.				54.6	57.5	Hilliard	17	107	6.3	17	0								
Had Intercepted				25	26	Mayes	17	96	5.6	18	0								
PUNTS/AVERAGE				82/42.1	79/42.5	Harris	11	148	13.5	27	0								
NET PUNTING AVG.				82/36.8	79/35.6	Jordan	11	127	11.5	37	0								
PENALTIES/YARDS				109/855	104/791	Edwards	10	132	13.2	24	0								
FUMBLES/BALL LOST				33/18	37/17	Gray	2	45	22.5	38	0								
TOUCHDOWNS				30	34	Waymer	1	13	13.0	13	0								
Rushing				15	11	J. Williams	1	5	5.0	5	0								
Passing				13	21	Hebert	1	1	1.0	1	0								
Returns				2	2	W. Wilson	1	-3	-3.0	-3	0								
Score by Periods				1 2 3 4	OT	TOT	Opponents	331	3886	11.7	62	21							
Saints				81	62	47	98	0	288										
Opponents				64	92	71	60	0	287										

1986 NFC WEST STANDINGS

Saints Finish: 4th place				
	W	L	T	Pct.
San Francisco	10	5	1	.656
L.A. Rams	10	6	0	.625
Atlanta	7	8	1	.469
New Orleans	7	9	0	.438

PASSING	Att	Cmp	Yds	Cmp%	Yds/Att	TD	TD%	Int	Int%	Long	Sk/Yds	Rating
D. Wilson	342	189	2353	55.3	6.88	10	2.9	17	5.0	63t	22/191	65.8
Hebert	79	41	498	51.9	6.30	2	2.5	8	10.1	84	5/34	40.5
Hilliard	3	1	29	33.3	9.67	1	33.3	0	0.0	29t	0/0	109.7
Wattelet	1	1	13	100.0	13.00	0	0.0	0	0.0	13	0/0	118.8
Saints	425	232	2893	54.6	6.81	13	3.1	25	5.9	84	27/225	61.6
Opponents	576	331	3886	57.5	6.75	21	3.6	26	4.5	62t	47/343	71.4

SAINTS STATISTICS

1988

RECORD: 10-6

FINISH: 3rd-NFC WEST

Date	W/L	Score	Opponent	Attendance	SCORING	TD	Ru	Pa	Rt	PAT	FG	S	TP	INTERCEPTIONS	No	Yds	Avg	LG	TD
9/4	L	33-34	San Francisco	66,357	Andersen	0	0	0	32/33	26/36	0	110		Atkins	4	42	10.5	40	0
9/11	W	29-21	at Atlanta	49,901	Hill	7	0	0	0	0	0	42		Waymer	3	91	30.3	44	0
9/18	W	22-14	at Detroit	32,943	Martih	7	0	0	0	0	0	42		Jakes	3	61	20.3	39	0
9/25	W	19-9	Tampa Bay	66,671	Hilliard	6	5	0	0	0	0	36		Sutton	3	32	10.7	34	0
10/3	W	23-17	Dallas	66,474	Mays	3	3	0	0	0	0	18		Johnson	1	34	34.0	34	0
10/9	W	23-17	at San Diego	42,699	R. Clark	2	0	2	0	0	0	12		Mack	1	19	19.0	19	0
10/16	W	20-19	at Seattle	63,569	Perriman	2	0	2	0	0	0	12		Jackson	1	16	16.0	16	0
10/23	W	20-16	L.A. Raiders	66,249	Gray	1	0	0	1	0	0	6		Cook	1	0	0.0	0	0
10/30	L	10-15	L.A. Rams	66,236	Joyward	1	0	0	1	0	0	6		Saints	17	295	17.4	44	0
11/6	L	24-27	at Washington	54,193	Jordan	1	0	0	1	0	0	6		Opponents	16	226	14.1	78	2
11/13	W	14-10	at L.A. Rams	63,305	Scales	1	0	0	1	0	0	6							
11/20	W	42-0	Denver	66,075	Tice	1	0	1	0	0	0	6							
11/27	L	12-19	N.Y. Giants	66,526	Waymer	1	0	1	0	0	0	6		Hansen	72	2913	40.5	34.3	8
12/4	L	3-45	at Minnesota	61,215	Jackson	0	0	0	0	0	1	2		Saints	79	2919	36.9	34.3	8
12/11	L	17-30	at San Francisco	62,977	Saints	33	9	21	3	32/33	26/36	2	312	Opponents	70	2815	40.2	32.6	6
12/18	W	10-9	Atlanta	60,566	Opponents	29	7	19	3	28/29	27/34	0	283						

TEAM STATISTICS	N.O.	OPP.	SACKS: Jackson 7.0, Swilling 7.0, Geathers 3.5,	PUNT RET	Ret	FC	Yds	Avg	LG	TD				
TOTAL FIRST DOWNS	306	286	Wilks 3.5, Gibson 2.0, Johnson 2.0, Kohlbrand 2.0,	Hill	10	4	108	10.8	31	0				
Rushing	108	97	Elliott 1.0, Gregory 1.0, Mack 1.0, Warren 1.0, Saints	Saints	35	12	418	11.8	66	1				
Passing	179	167	31.0, Opp. 24.0	Opponents	39	16	248	6.4	17	0				
Penalty	19	22												
3rd Down: Made/Att.	104/227	73/203	RUSHING	No	Yds	Avg	LG	TD	KICKOFF RET	No	Yds	Avg	LG	TD
3rd Down Pct.	45.8	36.0	Hilliard	204	823	4.0	36	5	Gray	32	670	20.9	39	0
4th Down: Made/Att.	4/6	7/4	Mays	170	628	3.7	21	3	Atkins	20	424	21.2	57	0
4th Down Pct.	66.7	50.0	Heyward	74	355	4.8	73	1	Mays	7	132	18.9	33	0
POSSESSION AVG.	32:38	27:22	Jordan	19	115	6.1	44	0	Hilliard	6	11	18.5	30	0
TOTAL NET YARDS	5131	5106	Hebert	37	79	2.1	16	0	Martin	3	32	10.7	18	0
Avg. Per Game	320.7	319.1	Perriman	3	17	5.7	17	0	Waymer	2	39	19.5	29	0
Total Plays	1034	978	Martin	2	12	6.0	9	0	Saints	70	1408	20.1	57	0
Avg. Per Play	5.0	5.2	Hansen	1	10	10.0	10	0	Opponents	43	823	19.1	40	0
NET YARDS RUSHING	2046	1779	Hill	2	7	3.5	5	0						
Avg. Per Game	127.9	111.2	Saints	512	2046	4.0	73	9	FIELD GOALS	1-19	20-29	30-39	40-49	50+
Total Rushes	512	442	Opponents	442	1779	4.0	62	7	Andersen	1/1	11/12	8/11	5/8	1/4
NET YARDS PASSING	3085	3327							Saints	1/1	11/12	8/11	5/8	1/4
Avg. Per Game	192.8	207.9	RECEIVING	No	Yds	Avg	LG	TD	Opponents	2/2	6/7	10/13	9/10	0/2
Sacked/Yards Lost	24/171	31/252	Hill	85	1083	12.7	40	7						
Gross Yards	3256	3579	Hill	66	703	10.7	35	7	Andersen: (202)	(416, 296, 286)	(53N, 37G, 29G)			
Att./Completions	498/286	505/277	Hilliard	34	335	9.9	26	1	(286, 416, 39N)	(276, 496)	(276, 356, 45N, 34G)			
Completion Pct.	57.4	54.9	Tice	26	297	11.4	40	1	(236, 316)	(516, 256)	(336)	(196, 538, 49N)	(52N)	
Had Intercepted	16	17	R. Clark	19	245	12.9	21	2	()	(276, 416, 286, 29N, 45G)	(36G)	(38G, 40N,		
PUNTS/AVERAGE	73/39.9	70/40.2	Perriman	16	215	13.4	33	2	32N)	(34N, 30G)				
NET PUNTING AVG.	73/34.3	70/32.6	Heyward	13	105	8.1	18	0						
PENALTIES/YARDS	101/821	77/628	Mays	11	103	9.4	25	0	Opponents: (256, 326)	(41N) ()	(25G, 35G, 35G)			
FUMBLES/BALL LOST	29/16	27/15	Jordan	5	70	14.0	25	0	(39N, 39G)	(35G)	(226, 476, 46G, 368, 42G)			
TOUCHDOWNS	33	29	Brenner	5	67	13.4	24	0	(50N)	(37G, 278, 186, 476, 30G)	(426, 236)	(236)		
Rushing	9	7	Scales	2	20	10.0	14	1	(35N, 50N)	(46G, 35G)	(37G)	(40G, 47G, 19G)		
Passing	21	19	Hebert	2	0	0.0	2	0	(27G, 43G, 39G)					
Returns	3	3	Pattison	1	8	8.0	8	0						
			Benson	1	5	5.0	5	0						

Score by Periods	1	2	3	4	OT	TOT	Saints	286	3256	11.4	40	21
Saints	64	93	101	54	0	312	Opponents	277	3579	12.9	85	19
Opponents	51	111	70	51	0	283						

1988 NFC WEST STANDINGS												
Saints Finish: 3rd place												
	W	L	T	Pct.								
San Francisco	10	6	0	.625								
L.A. Rams	10	6	0	.625								
New Orleans	10	6	0	.625								
Atlanta	5	11	0	.313								

PASSING	Att	Cmp	Yds	Cmp%	Yds/Att	TD	TD%	Int	Int%	Long	Sk/Yds	Rating
Hebert	478	280	3156	58.6	6.60	20	4.2	15	3.1	40	24/171	79.3
Wilson	16	5	73	31.3	4.56	0	0.0	1	6.3	25	0/0	21.1
Hilliard	2	1	27	50.0	13.50	1	50.0	0	0.0	27	0/0	135.4
Fourcade	1	0	0	0.0	0.00	0	0.0	0	0.0	0	0/0	39.6
Hill	1	0	0	0.0	0.00	0	0.0	0	0.0	0	0/0	39.6
Saints	498	286	3256	57.4	6.54	21	4.2	16	3.2	40	24/171	77.9
Opponents	505	277	3579	54.9	7.09	19	3.8	17	3.4	85	31/252	75.8

SAINTS STATISTICS

1989 RECORD: 9-7

FINISH: 3rd-NFC WEST

Date	W/L	Score	Opponent	Attendance	SCORING	TD	Ru	Pa	Rt	PAT	FG	S	TP	INTERCEPTIONS	No	Yds	Avg	LG	TD			
9/10	W	28-0	Dallas	66,377	Hilliard	18	13	5	0	0	108	0	108	Waymer	6	66	11.0	42	0			
9/17	L	34-35	at Green Bay	55,809	Andersen	0	0	0	0	44/45	20/29	0	104	Massey	5	26	5.2	22	0			
9/24	L	10-20	at Tampa Bay	44,053	E. Martin	8	0	8	0	0	0	0	48	Cook	3	81	27.0	63t	1			
10/1	L	14-16	Washington	64,358	Brenner	4	0	4	0	0	24	0	24	Moxie	3	41	13.7	26t	1			
10/8	L	20-24	San Francisco	60,488	Hill	4	0	4	0	0	24	0	24	Mack	2	0	0.0	0	0			
10/15	W	29-14	New York Jets	59,521	Jordan	3	3	0	0	0	18	0	18	Swilling	1	-4	14.0	14	0			
10/22	W	40-21	at L.A. Rams	57,567	Cook	1	0	0	1	0	6	0	6	Atkins	1	-2	-2.0	-2	0			
10/29	W	20-13	Atlanta	65,153	Fourcade	1	1	0	0	0	6	0	6	Saints	21	226	10.8	63t	2			
11/6	L	13-31	at San Francisco	60,667	Frazier	1	1	0	0	0	6	0	6	Opponents	19	265	13.9	40	1			
11/12	W	28-24	at New England	47,680	Heyward	1	1	0	0	0	6	0	6	Opponents	19	265	13.9	40	1			
11/19	W	26-17	at Atlanta	53,173	Moxie	1	0	0	1	0	6	0	6	PUNTING	No	Yds	Avg	Net	TB	IG	LG	B
11/26	Lot	17-20	L.A. Rams	64,274	Morse	1	0	0	1	0	6	0	6	Barnhardt	55	2179	39.6	35.0	4	17	56	0
12/3	L	14-21	at Detroit	38,550	Shepard	1	0	0	1	0	6	0	6	Winslow	16	595	37.2	31.6	1	4	50	0
12/10	W	22-19	at Buffalo	70,037	Tice	1	0	0	1	0	6	0	6	Saints	71	2774	39.1	34.2	5	21	56	0
12/18	W	30-20	Philadelphia	59,218	Turner	1	0	0	1	0	6	0	6	Opponents	75	2956	39.4	33.2	2	15	63	1
12/24	W	41-6	Indianapolis	49,009	Forde	0	0	0	0	1	2	0	2	PUNT RET	Ret	FC	Yds	Avg	LG	TD		
					Warren	0	0	0	0	1	2	0	2	Harris	27	7	196	7.3	20	0		

TEAM STATISTICS	N.O.	OPP.	Saints	Opponents	35	10	23	4	44/45	20/29	3	386	Harris	10	1	29	2	9	16	0
TOTAL FIRST DOWNS	304	293	Opponents	35	10	23	4	44/45	20/29	3	386	Harris	10	1	29	2	9	16	0	
Rushing	108	79	Opponents	35	10	23	4	44/45	20/29	3	386	Harris	10	1	29	2	9	16	0	
Passing	167	198	SACKS: Swilling 16.5, Warren 9.5, Jackson 7.5,																	
Penalty	29	16	Wilks 4.0, Mills 3.0, W. Martin 2.5, Cook 1.0.																	
3rd Down: Made/Att.	89/207	82/216	Seathers 1.0, V. Johnson 1.0, Mack 1.0, Saints																	
3rd Down Pct.	43.0	38.0	47.0, Opp. 36.0																	
4th Down: Made/Att.	5/10	8/17																		
4th Down Pct.	50.0	47.1																		

POSSESSION AVG.	33:43	26:17	Hilliard	344	1262	3.7	40	13
TOTAL NET YARDS	5328	5186	Heyward	49	183	3.7	15	1
Avg. Per Game	333.0	324.1	Jordan	38	179	4.7	32	3
Total Plays	999	997	Frazier	25	112	4.5	21	1
Avg. Per Play	5.3	5.2	Fourcade	14	91	6.5	14	1
NET YARDS RUSHING	1948	1326	Hebert	25	87	3.5	11	0
Avg. Per Game	121.8	82.9	Morse	2	43	21.5	39	0
Total Rushes	502	373	Turner	2	8	4.0	6	0
NET YARDS PASSING	3380	3860	Winslow	1	0	0.0	0	0
Avg. Per Game	211.3	241.3	Hill	1	-7	-7.0	-7	0
Sacked/Yards Lost	36/271	47/362	Perriman	1	-10	-10.0	-10	0
Gross Yards	3651	4222	Saints	502	1948	3.9	40	19
Att./Completions	461/284	577/320	Opponents	373	1326	3.6	38	10
Completion Pct.	61.6	55.5						
Had Intercepted	19	21	RECEIVING	No	Yds	Avg	LG	TD

PUNTS/AVERAGE	71/39.1	75/39.4	E. Martin	68	1090	16.0	53t	8
NET PUNTING AVG.	71/34.2	75/33.2	Hilliard	52	514	9.9	54t	5
PENALTIES/YARDS	90/676	105/850	Hill	48	636	13.3	46	4
FUMBLES/BALL LOST	28/12	35/18	Brenner	34	398	11.7	30t	4
TOUCHDOWNS	46	35	Turner	22	279	12.7	54t	1
Rushing	19	10	Perriman	20	356	17.8	47	0
Passing	23	23	Heyward	13	69	5.3	12	0
Returns	4	2	Tice	9	98	10.9	23	1

Score by Periods	1	2	3	4	OT	TOT	Jordan	4	53	13.3	17	0
Saints	105	123	60	98	0	386	Frazier	3	25	8.3	22	0
Opponents	27	96	89	86	3	301	Shepard	2	36	18.0	23	0

Opponents	27	96	89	86	3	301
Cook	1	8	8.0	8	0	0
Saints	284	3651	12.9	54t	23	20B
Opponents	320	4222	13.2	75t	23	

1989 NFC WEST STANDINGS

Saints Finish: 3rd place				
	W	L	T	Pct.
San Francisco	14	2	0	.875
L.A. Rams	11	5	0	.688
New Orleans	9	7	0	.563
Atlanta	3	13	0	.188

PASSING	Att	Cmp	Yds	Cmp%	Yds/Att	TD	TD%	Int	Int%	Long	Sk/Yds	Rating
Hebert	353	222	2696	62.9	7.61	15	4.2	15	4.2	54t	22/171	82.7
Fourcade	107	61	930	57.0	8.69	7	6.5	4	3.7	54t	13/96	92.0
Hilliard	1	1	35	100.0	35.00	1	100.0	0	0	35t	0/0	158.3
Hill	0	0	0	---	---	0	---	0	---	0	1/4	---
Saints	461	284	3651	61.6	7.92	23	5.0	19	4.1	54t	36/271	85.9
Opponents	577	320	4222	55.5	7.32	23	4.0	21	3.6	75t	47/362	76.9

SAINTS STATISTICS

1990 RECORD: 8-8

FINISH: 2ND-NFC WEST

Date	W/L	Score	Opponent	Attendance	SCORING	TD	Ru	Pa	Rt	PAT	FG	S	TP	PUNTING	No	Yds	Avg	Net	TB	LG	LG	B		
9/10	L	12-13	San Francisco	68,829	Andersen	0	0	0	29/29	21/27	0	92	Barnhardt	70	2990	42.7	36.2	6	20	65	1			
9/16	L	3-32	at Minnesota	55,272	Mayes	7	7	0	0	0	0	42	Saints	70	2990	42.7	36.2	6	20	65	1			
9/23	W	28-7	Phoenix	61,110	E. Martin	5	0	5	0	0	0	30	Opponents	74	3024	40.9	34.9	2	18	57	1			
10/7	L	27-28	at Atlanta	57,401	Heyward	4	4	0	0	0	0	24												
10/14	W	25-20	Cleveland	68,608	Turner	4	0	4	0	0	0	24	PUNT RET	Ret	FC	Yds	Avg	LG	TD					
10/21	L	10-23	at Houston	57,909	Brenner	2	0	2	0	0	0	12	V. Buck	37	8	305	8.2	33	0					
10/28	L	10-27	Detroit	64,369	Fenerty	2	2	0	0	0	0	12	Morse	8	1	95	11.9	18	0					
11/4	W	21-7	at Cincinnati	60,087	Perriman	2	0	2	0	0	0	12	Saints	45	9	400	8.9	33	0					
11/11	W	35-7	Tampa Bay	67,855	Fourcade	1	1	0	0	0	0	6	Opponents	43	12	302	7.0	24	0					
11/18	L	17-31	at Washington	52,573	Hilliard	1	0	1	0	0	0	6												
11/25	W	10-7	Atlanta	68,628	Maxie	1	0	1	0	0	0	6	KICKOFF RET	No	Yds	Avg	LG	TD						
12/2	L	13-17	at Dallas	60,087	Scalles	1	0	1	0	0	0	6	Fenerty	28	572	20.4	58	0						
12/9	W	24-20	at L.A. Rams	56,864	Massey	0	0	0	0	0	0	2	Atkins	4	56	14.0	18	0						
12/16	L	6-9	Pittsburgh	68,582	Saints	30	14	15	1	29/29	21/27	1	274	Morse	4	56	14.0	18	0					
12/23	W	13-10	at San Francisco	60,112	Opponents	30	8	21	1	30/30	21/35	1	275	V. Buck	3	38	12.7	17	0					
12/31	W	20-17	L.A. Rams	68,647										Mayes	2	39	19.5	21	0					
					SACKS:	Swilling 11.0, Turnbull 9.0, Jackson 6.0,								Heyward										
						Wilks 5.5, W. Martin 4.0, Atkins 3.0, Cook 1.0,								Mack										
						Johnson 1.0, Simmons 1.0, Mills 0.5, Saints 42.0,								Saints	58	1205	20.8	58	0					
						Opponents	36	583	16.2	56	0													
TEAM STATISTICS				N.O.	OPP.																			
TOTAL FIRST DOWNS				253	275	Johnson 1.0, Simmons 1.0, Mills 0.5, Saints 42.0, Opponents																		
Rushing				107	91	Opponents																		
Passing				133	167																			
Penalty				13	21																			
3rd Down: Made/Att.				84/209	85/217	Heyward	129	599	4.6	47	4				Andersen	0/0	5/5	5/6	8/12	3/4				
3rd Down Pct.				40.2	39.2	Mayes	138	510	3.7	18	7				Saints	0/0	5/5	5/6	8/12	3/4				
4th Down: Made/Att.				5/9	9/17	Fenerty	73	355	4.9	60	2			Opponents	1/1	3/3	10/13	6/10	1/8					
4th Down Pct.				55.6	52.9	Hilliard	90	284	3.2	17	0													
POSSESSION AVG.				29:59	30:01	Fourcade	15	77	5.1	12	1			Andersen	(416, 396, 266, 326)	(376)	(1)	(466,						
TOTAL NET YARDS				4476	4878	Walsh	19	25	13	18	0				Opponents	(526, 55N, 52N, 47N, 386)	(306, 486,							
Avg. Per Game				279.8	304.5	Saints	464	1850	4.0	60	14				(43N, 20G)	(436, 50G)	(48G)	(50G, 43G)	(30G,					
Total Plays				931	986	Opponents	410	1559	3.8	35	8				40G)	(51N, 48N, 41G, 24G)								
Avg. Per Play				4.8	4.9																			
NET YARDS RUSHING				1850	1559	RECEIVING	No	Yds	Avg	LG	TD				Opponents	(52G, 55N, 52N, 47N, 386)	(306, 486,							
Avg. Per Game				115.6	97.4	E. Martin	63	912	14.5	58	5					38G)	(52N, 37B)	(40N)	(37G, 39G)	(43G, 45G,				
Total Rushes				464	410	Perriman	36	392	10.6	29	2					33G)	(39N, 52N, 25G, 39G)	(43N)	(1)	(39G)	(51N,			
NET YARDS PASSING				2626	3319	Turner	21	396	18.9	68	4					51N)	(47G)	(36G, 18G)	(46N, 29G, 42G, 43G)	(59N,				
Avg. Per Game				164.1	207.4	Fenerty	18	209	11.6	28	0					30G)	(30N, 24G)							
Sacked/Yards Lost				20/131	42/265	Heyward	18	121	6.7	12	0													
Gross Yards				2757	3584	Brenner	17	213	12.5	31	2													
Att./Completions				447/226	534/316	Hilliard	14	125	8.9	20	1													
Completion Pct.				50.6	59.2	Mayes	12	121	10.1	66	0													
Had Intercepted				23	8	Tice	11	113	10.3	19	0													
PUNTS/AVERAGE				71/42.1	74/40.9	Scalles	8	64	8.0	20	1													
NET PUNTING AVG.				71/36.2	74/34.5	Alphin	4	57	14.3	17	0													
PENALTIES/YARDS				28/16	87/85	Hill	3	35	11.7	13	0													
FUMBLES/BALL LOST				29/16	35/19	Hilgenberg	1	9	9.0	9	0													
TOUCHDOWNS				30	30	Saints	226	2757	12.2	68	15													
Rushing				14	8	Opponents	316	3584	11.3	51	21													
Passing				15	21																			
Returns				1	1	INTERCEPTIONS	No	Yds	Avg	LG	TD													
						Maxie	2	88	44.0	50	1													
Score by Periods				1	2	3	4	OT	TOT	Cook	2	55	27.5	50	0									
Saints				54	82	48	90	0	274	Atkins	2	15	7.5	15	0									
Opponents				30	82	76	87	0	275	Thompson	2	0	0.0	0	0									
										Saints	8	158	19.8	50	1									
										Opponents	23	283	12.3	73	0									

1990 NFC WEST STANDINGS

Saints Finish: 2nd place

	W	L	T	Pct.
San Francisco	14	2	0	.875
New Orleans	8	8	0	.500
L.A. Rams	5	11	0	.313
Atlanta	5	11	0	.313

PASSING	Att	Cmp	Yds	Cmp%	Yds/Att	TD	TD%	Int	Int%	Long	Sk/Yds	Rating
Walsh	327	175	1970	53.5	6.02	12	3.7	13	4.0	58	10/76	67.5
Fourcade	116	50	785	43.1	6.77	3	2.6	8	6.9	68	8/44	46.1
Kramer	3	1	2	33.3	0.67	0	0.0	1	33.3	2	2/11	2.8
Heyward	1	0	0	0.0	0.00	0	0.0	1	100.0	0	0/0	0.0
Saints	447	226	2757	50.6	6.17	15	3.4	23	5.1	68	20/131	59.7
Opponents	534	316	3584	59.2	6.71	21	3.9	8	1.5	51	42/265	86.2

SAINTS STATISTICS

1991

RECORD: 11-5

FINISH: 1ST-NFC WEST

Date	W/L	Score	Opponent	Attendance	SCORING	TD	Ru	Pa	Rt	PAT	FG	S	TP	INTERCEPTIONS	No	Yds	Avg	LG	TD		
9/1	W	27-24	Seattle	68,492	Andersen	0	0	0	0	38/38	25/32	0	113	Atkins	5	198	39.6	79	0		
9/8	W	17-10	at Kansas City	74,816	Turner	8	0	0	0	0	0	0	48	V. Buck	5	12	2.4	12	0		
9/15	W	24-7	L.A. Rams	68,583	Fenerty	5	3	2	0	0	0	0	30	Glenn	4	35	8.8	18	0		
9/22	W	26-0	Minnesota	68,591	Heyward	5	4	0	0	0	0	0	30	Jones	3	61	20.3	51	0		
9/29	W	27-6	at Atlanta	56,556	Hilliard	5	4	0	0	0	0	0	30	Cook	3	54	18.0	22	0		
10/13	W	13-6	at Philadelphia	64,224	E. Martin	4	0	4	0	0	0	0	24	Maxie	3	33	11.0	31t	1		
10/20	W	23-7	Tampa Bay	68,591	Jordan	3	2	1	0	0	0	0	18	Mills	2	13	6.5	8	0		
10/27	L	17-20	Chicago	68,591	Early	2	0	2	0	0	0	0	12	Swilling	1	39	39.0	39t	1		
11/3	W	24-17	at L.A. Rams	58,713	McAfee	2	2	0	0	0	0	0	12	Johnson	1	19	19.0	19	0		
11/10	W	10-3	San Francisco	68,591	Carroll	1	0	1	0	0	0	0	6	Thompson	1	14	14.0	14	0		
11/17	L	21-24	at San Diego	48,420	Maxie	1	0	1	0	0	0	0	6	Petry	1	4	4.0	4	0		
11/24	Lot	20-23	Atlanta	68,591	Swilling	1	0	0	1	0	0	0	6	Saints	29	482	16.6	79	2		
12/1	L	24-38	at San Francisco	62,092	Warren	1	0	0	1	0	0	0	6	Opponents	15	257	17.1	59t	2		
12/8	L	14-23	at Dallas	64,530	Saints	38	15	20	3	38/38	25/32	0	341								
12/15	W	27-0	L.A. Raiders	68,625	Opponents	23	6	12	5	22/23	17/21	0	211	PUNTING	No	Yds	Avg	Net	TB	IG	B
12/22	W	27-3	at Phoenix	30,920										Barnhardt	86	3743	43.5	35.3	10	20	61

TEAM STATISTICS

TEAM STATISTICS	N.O.	OPP	SACKS:	Swilling 17.0,	Jackson 11.5,	Warren 7.0,	W.					
TOTAL FIRST DOWNS	267	214	OPP	Martin 3.5,	Atkins 3.0,	Goff 2.0,	Wilks 2.0,					
Rushing	93	63		Mills 1.0,	Turnbull 1.0,	James E. Williams 1.0,	Saints					
Passing	157	139										
Penalty	17	12	RUSHING	No	Yds	Avg	LG	TD				
3rd Down: Made/Att.	86/228	49/188		McAfee	109	494	4.5	34	2			
3rd Down Pct.	37.7	26.1		Fenerty	139	477	3.4	54	3			
4th Down: Made/Att.	5/10	4/13		Heyward	76	260	3.4	15	4			
4th Down Pct.	50.0	30.8		Hilliard	79	252	3.2	65t	4			
POSSESSION AVG.	33:58	26:02		Jordan	47	150	3.2	25	2			
TOTAL NET YARDS	4968	3933		Hebert	18	56	3.1	16	0			
Avg. Per Game	310.5	245.8		Early	3	13	4.3	6	0			
Total Plays	1008	875		Morse	3	7	2.3	8	0			
Avg. Per Play	4.9	4.5		Barnhardt	1	0	0.0	0	0			
NET YARDS RUSHING	1709	1213		Walsh	8	0	0.0	3	0			
Avg. Per Game	106.8	75.8		Saints	483	1709	3.5	65t	15			
Total Rushes	483	334		Opponents	334	1213	3.6	33	6			
NET YARDS PASSING	3259	2720		RECEIVING	No	Yds	Avg	LG	TD			
Avg. Per Game	203.7	170.0										
Sacked/Yards Lost	19/160	50/337		E. Martin	66	803	12.2	30	4			
Gross Yards	3419	3057		Turner	64	927	14.5	65t	8			
Att./Completions	506/292	491/259		Early	32	541	16.9	52	2			
Completion Pct.	57.7	52.7		Fenerty	26	235	9.0	50t	2			
Had Intercepted	15	29		Tice	22	230	10.5	22	0			
PUNTS/AVERAGE	87/43.0	89/42.3		Hilliard	21	127	6.0	14t	1			
NET PUNTING AVG.	87/35.3	88/37.1		Carroll	18	184	10.2	31t	1			
PENALTIES/YARDS	101/80.1	95/71.1		Brenner	16	179	11.2	21	0			
FUMBLES/BALL LOST	24/15	34/19		Jordan	15	92	6.1	19	1			
TOUCHDOWNS	38	23		Heyward	4	34	8.5	22t	1			
Rushing	15	6		Newman	3	33	11.0	14	0			
Passing	20	12		Scales	3	23	7.7	14	0			
Returns	3	5		McAfee	1	8	8.0	8	0			
				Wainright	1	3	3.0	3	0			
Score by Periods	1	2	3	4	OT	TOT	Saints	292	3419	11.7	65t	20
Saints	61	120	75	85	0	341	Opponents	259	3057	11.8	80t	12
Opponents	23	59	54	72	3	211						

1991 NFC WEST STANDINGS

Saints Finish: 1st place

	W	L	T	Pct.
New Orleans	11	5	0	.688
Atlanta	10	6	0	.625
San Francisco	10	6	0	.625
L.A. Rams	3	13	0	.188

PASSING	Att	Cmp	Yds	Cmp%	Yds/Att	TD	TD%	Int	Int%	Long	Sk/Yds	Rating
Walsh	255	141	1638	55.3	6.42	11	4.3	6	2.4	41	3/26	79.5
Hebert	248	149	1676	60.1	6.76	9	3.6	8	3.2	65t	16/134	79.0
M. Buck	2	1	61	50.0	30.50	0	0.0	1	50.0	61	0/0	56.3
Heyward	1	1	44	100.0	44.00	0	0.0	0	0.0	44	0/0	118.8
Saints	506	292	3419	57.7	6.76	20	4.0	15	3.0	65t	19/160	79.2
Opponents	491	259	3057	52.7	6.23	12	2.4	29	5.9	80t	50/337	55.5

SAINTS STATISTICS

1993 RECORD: 8-8

FINISH: 2ND-NFC WEST

Date	W/L	Score	Opponent	Attendance	SCORING	TD	Ru	Pa	Rt	PAT	FB	S	TP	INTERCEPTIONS	No	Yds	Avg	LG	TD	
9/5	W	33-21	Houston	69,029	Andersen	0	0	0	0	33/33	28/35	0	17	Atkins	3	59	19.7	37	0	
9/12	W	34-31	at Atlanta	64,287	Early	6	0	6	0	0	0	0	36	Taylor	2	32	16.0	30	0	
9/19	W	14-3	Detroit	69,039	Brown	3	2	1	0	0	0	0	18	V. Buck	2	28	14.0	28	0	
9/26	W	16-13	San Francisco	69,041	Hilliard	3	2	1	0	0	0	0	18	Jones	1	12	12.0	12	0	
10/3	W	37-6	at L.A. Rams	50,709	Hughes	3	0	0	3	0	0	0	18	Turnbull	1	2	2.0	2	0	
10/17	L	14-37	at Pittsburgh	56,056	E. Martin	3	0	3	0	0	0	0	18	Cook	1	0	0.0	0	0	
10/24	L	15-26	Atlanta	69,043	Mustar	3	3	0	0	0	0	0	18	Saints	10	133	13.3	37	6	
10/31	W	20-17	at Phoenix	36,778	Smith	2	0	2	0	0	0	0	12	Opponents	21	444	21.1	67	6	
11/4	L	17-19	Green Bay	68,043	Brennar	1	0	1	0	0	0	0	6							
11/22	L	7-42	at San Francisco	66,500	Dowdell	1	0	0	0	0	0	0	6							
11/26	W	17-14	at Minnesota	53,030	McAfee	1	1	0	0	0	0	0	6	Barnhardt	77	3356	43.6	37.5	6	
12/5	L	13-17	at Cleveland	60,389	Mills	1	0	0	1	0	0	0	6	Saints	77	3356	43.6	37.5	6	
12/12	L	20-23	L.A. Rams	69,033	Neal	1	0	0	1	0	0	0	6	Opponents	80	3384	42.3	34.8	4	
12/20	L	14-24	New York Giants	69,036	Neal	1	1	0	0	0	0	0	6							
12/26	L	28-37	at Philadelphia	50,065	Newman	1	0	0	0	0	0	0	6	PUNT RET	Ret	FC	Yds	Avg	LG	TD
1/2	W	20-13	Cincinnati	58,036	Small	1	0	1	0	0	0	0	6	Hughes	37	21	503	13.6	93	2
					Turner	1	0	1	0	0	0	0	6	Newman	1	0	14	14.0	14	0
					Warren	1	0	0	1	0	0	0	6	Saints	38	21	517	13.6	93	2
					Stowers	0	0	0	0	1	2	0	6	Opponents	36	18	348	9.7	75	1
TEAM STATISTICS																				
TOTAL FIRST DOWNS				264	273															
Rushing	94	116	Saints	33	10	18	5	33/33	28/35	1	317									
Passing	158	145	Opponents	39	7	22	10	35/39	24/30	1	343									
Penalty	12	12																		
3rd Down: Made/Att.	72/203	92/227	SACKS: Turnbull 13.0, Jackson 11.5, Johnson 5.0,																	
3rd Down Pct.	35.5	40.5	W. Martin 5.0, V. Buck 3.0, Miller 2.5, Goff 2.0,																	
4th Down: Made/Att.	7/11	9/16	Mills 2.0, James E. Williams 2.0, Atkins 1.0, Cook																	
4th Down Pct.	63.6	56.3	1.0, Jones 1.0, Smeenge 1.0, Warren 1.0, Saints																	
POSSESSION AVG.	28:32	31:28	51.0, Opp. 40.0																	
TOTAL NET YARDS	4707	4696																		
Avg. Per Game	294.2	293.5	RUSHING																	
Total Plays	935	1008	180																	
Avg. Per Play	5.0	4.7	Wilson																	
NET YARDS RUSHING	1766	2090	Mustar																	
Avg. Per Game	110.4	130.6	Neal																	
Total Rushes	414	513	Hilliard																	
NET YARDS PASSING	2941	2606	McAfee																	
Avg. Per Game	183.8	162.9	Ned																	
Sacked/Yards Lost	40/242	51/318	Early																	
Gross Yards	3183	2924	Barnhardt																	
Att./Completions	481/274	444/259	M. Buck																	
Completion Pct.	57.0	58.3	Walsh																	
Had Intercepted	21	10	Saints																	
PUNTS/AVERAGE	77/43.6	80/42.3	Opponents																	
NET PUNTING AVG.	77/37.5	80/34.8																		
PENALTIES/YARDS	81/663	86/590	RECEIVING																	
FUMBLES/BALL LOST	24/13	30/20	E. Martin																	
TOUCHDOWNS	33	39	Early																	
Rushing	10	7	Hilliard																	
Passing	18	22	Mustar																	
Returns	5	10	Brown																	
Score by Periods	1	2	3	4	OT	TOT	Small													
Saints	66	80	60	111	0	317	Turner													
Opponents	78	106	72	87	0	343	Brenner													
							Ned													
							Newman													
							Dowdell													
							McAfee													
							Saints													
							Opponents													

1993 NFC WEST STANDINGS

Saints Finish: 2nd place

	W	L	T	Pct.
San Francisco	10	6	0	.625
New Orleans	8	8	0	.500
Atlanta	6	10	0	.375
L.A. Rams	5	11	0	.313

PASSING	Att	Cmp	Yds	Cmp%	Yds/Att	TD	TD%	Int	Int%	Long	SK/Yds	Rating
Wilson	388	221	2457	57.0	6.33	12	3.1	15	3.9	42	37/225	70.1
M. Buck	54	32	448	59.3	8.30	4	7.4	3	5.6	63	3/17	87.6
Walsh	38	20	271	52.6	7.13	2	5.3	3	7.9	54	0/0	60.3
Barnhardt	1	1	7	100.0	7.00	0	0.0	0	0.0	7	0/0	95.8
Saints	481	274	3183	57.0	6.62	18	3.7	21	4.4	63	40/242	71.4
Opponents	444	259	2924	58.3	6.59	22	5.0	10	2.3	98	51/318	85.3

SAINTS STATISTICS

1994 RECORD: 7-9

FINISH: 2ND-NFC WEST

Date	W/L	Score	Opponent	Attendance	SCORING	TD	Ru	Pa	Rt	PAT	FG	S	TP	INTERCEPTIONS	No	Yds	Avg	LG	TD		
9/4	L	17-30	Kansas City	69,362	Andersen	0	0	0	32/32	28/39	0	116	Spencer	5	24	4.8	11	0			
9/11	L	24-38	Washington	58,049	Bates	6	6	0	0	0	0	36	J. Williams	2	42	21.0	33t	1			
9/18	W	9-7	at Tampa Bay	45,522	Small	5	0	5	0	0	0	32	Hughes	2	31	15.5	31	0			
9/25	L	13-24	at San Francisco	63,971	Haynes	5	0	5	0	0	0	30	Lee	2	3	1.5	3	0			
10/2	W	27-22	New York Giants	55,076	Walls	4	0	4	0	0	0	26	Conner	1	56	56.0	56	0			
10/9	L	7-17	at Chicago	63,822	Brown	4	3	1	0	0	0	24	Clark	1	30	30.0	30	0			
10/16	L	22-36	San Diego	50,565	Early	4	0	0	0	0	0	24	Mills	1	10	10.0	10	0			
10/23	W	37-34	L.A. Rams	47,908	Hughes	4	0	0	4	0	0	24	Lumpkin	1	1	1.0	1	0			
11/6	L	20-21	at Minnesota	57,564	Smith	3	0	0	4	0	0	18	Buck	1	0	0.0	0	0			
11/13	W	33-32	Atlanta	60,313	Muster	1	1	0	0	0	0	6	Tubbs	1	0	0.0	0	0			
11/20	L	19-24	at L.A. Raiders	41,722	Neal	1	1	0	0	0	0	6	Saints	17	197	11.6	56	1			
11/28	L	14-35	San Francisco	61,304	J. Williams	1	0	0	0	0	0	6	Opponents	18	386	21.4	74t	3			
12/4	W	31-15	at L.A. Rams	34,960	Saints	38	11	22	5	32/32	28/39	0	348	PUNTING	No	Yds	Avg	Net	TB	LG	B
12/11	W	29-20	at Atlanta	61,307	Opponents	45	10	28	7	41/41	30/37	0	407	Barnhardt	67	2920	43.6	33.5	9	14	57
12/19	L	16-24	Dallas	67,323	2 Pt. Conv.	Small, Walls, Saints	2-6, Opp.	3-4						Saints	67	2920	43.6	33.5	9	14	57
12/24	W	30-28	at Denver	64,445	SACKS	Conner 10.5, Wayne Martin 10.0, Turnbull 6.5, Warren 4.0, Buck 1.0, J. Johnson 1.0, Legette 1.0, Mills 1.0, Tubbs 1.0, Saints 36.0, Opp. 24.0								Opponents	60	2558	42.6	37.4	8	22	63

TEAM STATISTICS

Category	Value	OPP	Value	RECEIVING	No	Yds	Avg	LG	TD	FIELD GOALS	1-19	20-29	30-39	40-49	50+
TOTAL FIRST DOWNS	308	337	1.0, Mills 1.0, Tubbs 1.0, Saints 36.0, Opp. 24.0												
Rushing	78	106													
Passing	203	208													
Penalty	27	23													
3rd Down Made/Att.	71/199	91/210													
3rd Down Pct.	35.7	43.3													
4th Down Made/Att.	8/16	11/19													
4th Down Pct.	50.0	57.9													
POSESSION AVG.	29:04	30:56													
TOTAL NET YARDS	5182	5569													
Avg. Per Game	323.9	348.1													
Total Plays	966	1053													
Avg. Per Play	5.4	5.3													
NET YARDS RUSHING	1336	1758													
Avg. Per Game	83.5	109.9													
Total Rushes	373	458													
NET YARDS PASSING	3846	3811													
Avg. Per Game	240.4	238.2													
Sacked/Yards Lost	24/181	36/198													
Gross Yards	4027	4007													
Att./Completions	569/366	559/353													
Completion Pct.	64.3	63.1													
Had Intercepted	18	17													
PUNTS/AVERAGE	67/43.6	60/42.6													
NET PUNTING AVG.	67/33.5	60/37.4													
PENALTIES/YARDS	88/678	105/922													
FUMBLES/BALL LOST	22/14	28/14													
TOUCHDOWNS	38	45													
Rushing	11	10													
Passing	22	28													
Returns	5	7													
Score by Periods	1	2	3	4	OT	TOT									
Saints	42	132	77	97	0	348									
Opponents	82	120	83	122	0	407									

1994 NFC WEST STANDINGS

Saints Finish: 2nd place				
	W	L	T	Pct.
San Francisco	13	3	0	.813
New Orleans	7	9	0	.438
Atlanta	7	9	0	.438
L.A. Rams	4	12	0	.250

PASSING	Att	Cmp	Yds	Cmp%	Yds/Att	TD	TD%	Int	Int%	Long	Sk/Yds	Rating
Everett	540	346	3855	64.1	7.14	22	4.1	18	3.3	78t	21/164	84.9
Wilson	28	20	172	71.4	6.14	0	0.0	0	0.0	16	3/17	87.2
Barnhardt	1	0	0	0.0	0.00	0	0.0	0	0.0	0	0/0	39.6
Saints	569	366	4027	64.3	7.08	22	3.9	18	3.2	78t	24/181	84.9
Opponents	559	353	4007	63.1	7.17	28	5.0	17	3.0	59	36/196	88.6

SAINTS STATISTICS

1999 RECORD: 3-13

FINISH: 5TH-NFC WEST

Date	W/L	Score	Opponent	Attendance	SCORING	TD	Ru	Pa	Rt	PAT	FG	S	TP	INTERCEPTIONS	No	Yds	Avg	LG	TD		
9/12	W	19-10	Carolina	58,166	Brien	0	0	0	0	20/21	24/29	0	92	Ambrose	6	27	4.5	16	0		
9/19	L	21-28	at San Francisco	67,695	Poole	6	0	6	0	0	0	0	36	Clay	3	32	10.7	24	0		
10/3	L	10-14	at Chicago	66,944	Kennison	4	0	4	0	0	0	0	26	Kel, Mitchell	3	22	7.3	18	0		
10/10	L	17-20	Atlanta	57,289	Tolliver	3	3	0	0	0	0	0	18	Weary	2	49	24.5	27	0		
10/17	L	21-24	Tennessee	51,875	Delhomme	2	2	0	0	0	0	0	12	Fields	2	0	0.0	0	0		
10/24	L	3-31	at New York Giants	77,982	Ri. Williams	2	2	0	0	0	0	0	12	Kelly	1	6	6.0	6	0		
10/31	L	16-21	Cleveland	48,817	Bech	1	0	1	0	0	0	0	8	Molden	1	2	2.0	2	0		
11/7	L	16-31	Tampa Bay	47,129	Cleeland	1	0	1	0	0	0	0	8	Knight	1	0	0.0	0	0		
11/14	W	24-6	San Francisco	52,198	Dawsey	1	0	1	0	0	0	0	6	Saints	19	138	7.3	27	0		
11/21	L	23-41	at Jacksonville	69,772	Drakeford	1	0	1	0	0	0	0	6	Opponents	30	493	16.1	64	4		
11/28	L	12-43	at St. Louis	65,664	Hobart	1	0	1	0	0	0	0	6								
12/5	L	12-35	at Atlanta	62,568	Hobart	1	0	0	0	0	0	0	6	PUNTING	No	Yds	Avg	Net	TB	LG	B
12/12	L	14-30	St. Louis	46,838	Slutsker	1	0	1	0	0	0	0	6	Barnhardt	82	3262	39.8	35.1	5	14	52
12/19	L	8-31	at Baltimore	67,597	L. Smith	1	0	1	0	0	0	0	6	Brien	1	20	20.0	20.0	0	1	20
12/24	W	31-24	Dallas	47,835	Weary	1	0	1	0	0	0	0	6	Saints	83	3282	39.5	34.9	5	15	52
1/2	L	13-45	at Carolina	56,929	Wuerffel	1	0	0	0	0	0	0	6	Opponents	77	3183	41.3	36.2	7	24	60

TEAM STATISTICS	N.O.	OPP.	Opponents	55	15	34	6	54/54	16/23	0	434	PUNT RET	Ret	FC	Yds	Avg	LG	TD
TOTAL FIRST DOWNS	288	297	2-Pt. Conv.:	Bech, Cleeland, Kennison, Saints	Kennison	35	23	258	7.4	18	0	Saints	35	23	258	7.4	18	0
Rushing	97	105	3-6, Opp. 1-1	Opponents	43	25	283	6.6	74	1								
Passing	159	170																
Penalty	32	22	SACKS:	Glover 8.5, Whitehead 7.0, B. Smith 6.0,														

3rd Down: Made/Att.	74/220	79/204	Wilson 5.5, Martin 4.5, Fields 4.0, Kel, Mitchell	KICKOFF RET	No	Yds	Avg	LG	TD
3rd Down: Pct.	33.6	38.7	3.5, Tomich 3.0, Robbins 2.0, Hewitt 1.0, Saints	Philyaw	53	1165	22.0	55	0
4th Down: Made/Att.	8/22	9/11	45.0, Opp. 41.0	Davis	20	424	21.2	35	0
4th Down: Pct.	36.4	72.7		Perry	2	6	3.0	16	0

POSSESSION AVG.	30:54	29:06	RUSHING	No	Yds	Avg	LG	TD	FIELD GOALS	1-19	20-29	30-39	40-49	50+
TOTAL NET YARDS	4983	5318	Ri. Williams	253	884	3.5	25	2	Craver	1	12	12.0	12	0
Avg. Per Game	311.4	332.4	L. Smith	60	205	3.4	24	0	Dawsey	1	20	20.0	20	0
Total Plays	1055	966	Perry	49	180	3.8	22	0	Gammann	1	9	9.0	9	0
Avg. Per Play	4.7	5.5	Tolliver	26	142	5.5	33	3	Saints	79	1639	20.7	55	0

NET YARDS RUSHING	1690	1774	Delhomme	11	72	6.5	27 <th>2</th> <th>Opponents</th> <th>60</th> <th>1473</th> <th>24.6</th> <th>95</th> <th>1</th>	2	Opponents	60	1473	24.6	95	1	
Avg. Per Game	105.6	110.9	Hobart	12	47	3.9	10	1							
Total Rushes	461	432	Craver	17	40	2.4	8	0	FIELD GOALS	Brien	0/0	9/11	6/7	7/9	2/2

NET YARDS PASSING	3293	3544	Davis	20	32	1.6	7	0 <th>Saints</th> <th>0/0</th> <th>9/11</th> <th>6/7</th> <th>7/9</th> <th>2/2</th>	Saints	0/0	9/11	6/7	7/9	2/2
Avg. Per Game	205.8	221.5	Wuerffel	2	29	14.5	29	1	Opponents	1/1	2/2	7/8	4/8	2/4
Sacked/Yards Lost	41/305	45/277	Kennison	3	20	6.7	15	0	Brien: (466, 216) () (306) (288, 426, 49N) (246,					
Gross Yards	3598	3921	Philyaw	4	16	4.0	18	0	42G) (25G) (47N, 49G, 22G, 46G) (29G, 39G, 37G)					
Att./Completions	553/288	489/291	Poole	1	14	14.0	14	0	(28G) (52G, 39N) (51G, 42G, 45G, 35G, 24N) (24G,					
Completion Pct.	52.1	59.5	Barnhardt	1	4	4.0	4	0	34G) (29G, 26G) () (32G) ()					
Had Intercepted	30	19	Hastings	1	4	4.0	4	0						

PUNTS/AVERAGE	83/39.5	77/41.3 <th>Powell <th>1</th> <th>1</th> <th>1.0 <th>1</th> <th>0 <th>Opponents: (52G, 53N) () (32N) (36G, 44G) </th></th></th></th>	Powell <th>1</th> <th>1</th> <th>1.0 <th>1</th> <th>0 <th>Opponents: (52G, 53N) () (32N) (36G, 44G) </th></th></th>	1	1	1.0 <th>1</th> <th>0 <th>Opponents: (52G, 53N) () (32N) (36G, 44G) </th></th>	1	0 <th>Opponents: (52G, 53N) () (32N) (36G, 44G) </th>	Opponents: (52G, 53N) () (32N) (36G, 44G)
NET PUNTING AVG.	83/34.9	77/36.2	Franklin	1	0	0.0	0	0	(42N, 19G) (41G) (46N) (35G, 51N) (52G, 22G)
PENALTIES/YARDS	110/877	124/1006	Saints	461	1690	3.7	33	9	(45G, 32G) () () (40G, 30G, 41N, 40N, 39G) (36G)
FUMBLES/BALL LOST	26/9	22/15	Opponents	432	1774	4.1	40	15	(33G) (27G)

TOUCHDOWNS	9	15	RECEIVING	No	Yds	Avg	LG	TD
Rushing	9	15	Kennison	61	835	13.7	90	4
Passing	16	34	Poole	42	796	19.0	67	6
Returns	2	6	Hastings	40	564	14.1	42	1

Score by Periods	1	2	3	4	OT	TD	Ri. Williams	28	172	6.1	29 <th>0 <th>St. Louis</th> <th>13</th> <th>3</th> <th>0</th> <th>.813</th> </th>	0 <th>St. Louis</th> <th>13</th> <th>3</th> <th>0</th> <th>.813</th>	St. Louis	13	3	0	.813
Saints	59	91	39	71	0	260	Cleeland	26	325	12.5	31	1	Carolina	8	8	0	.500
Opponents	79	124	104	127	0	434	L. Smith	20	151	7.6	26	1	Atlanta	5	11	0	.313
							Craver	19	154	8.1	29	0	San Francisco	4	12	0	.250
							Dawsey	16	196	12.3	57	1	New Orleans	3	13	0	.188
							Slutsker	11	164	14.9	42	1					
							Davis	7	53	7.6	20	0					
							Wilcox	6	61	10.2	19	0					
							Bech	4	65	16.3	23	1					
							Perry	4	26	6.5	11	0					
							Philyaw	2	23	11.5	14	0					
							Franklin	2	13	6.5	8	0					
							Saints	288	3598	12.5	90	16					
							Opponents	291	3821	13.1	62	34					

1999 NFC WEST STANDINGS

Saints Finish: 5th place	W	L	T	Pct.
	13	3	0	.813
	8	8	0	.500
	5	11	0	.313
	4	12	0	.250
	3	13	0	.188

PASSING	Att	Cmp	Yds	Cmp%	Yds/Att	TD	TD%	Int	Int%	Long	Sk/Yds	Rating
Tolliver	268	139	1916	51.9	7.15	7	2.6	16	6.0	57	19/152	58.9
Hobart	159	85	970	53.5	6.10	6	3.8	6	3.8	90	11/79	68.9
Delhomme	76	42	521	55.3	6.86	3	3.9	5	6.6	51	6/42	62.4
Wuerffel	48	22	191	45.8	3.98	0	0.0	3	6.3	22	5/32	30.8
L. Smith	1	0	0	0.0	0.00	0	0.0	0	0.0	0	0/0	39.6
Ri. Williams	1	0	0	0.0	0.00	0	0.0	0	0.0	0	0/0	39.6
Saints	553	288	3598	52.1	6.51	16	2.9	30	5.4	90	41/305	59.6
Opponents	489	291	3821	59.5	7.81	34	7.0	19	3.9	62	45/277	91.2

SAINTS STATISTICS

2000 RECORD: 10-6

FINISH: 1ST-NFC WEST

Date	W/L	Score	Opponent	Attendance	SCORING	TD	Ru	Pa	Rt	PAT	FG	S	TP	INTERCEPTIONS	No	Yds	Avg	LG	TD		
9/3	L	10-14	Detroit	64,900	Brien	0	0	0	0	37/37	23/29	0	106	Knights	5	68	13.6	37	2		
9/10	W	28-27	at San Diego	51,300	R. Williams	9	8	1	0			0	54	Molden	3	24	8.0	24	0		
9/17	L	10-20	at Seattle	59,513	Horn	8	0	8	0			0	48	Perry	3	3	1.0	3	0		
9/24	L	7-21	Philadelphia	64,900	Jackson	6	0	6	0			0	36	D. Smith	2	56	28.0	41	1		
10/8	W	31-10	at Cnicago	66,944	A. Glover	4	0	4	0			0	24	Weary	2	27	13.5	27	0		
10/15	W	24-6	Carolina	50,015	Allen	2	2	0	0			0	14	Oldham	2	0	0.0	0	0		
10/22	W	21-19	at Atlanta	56,508	Brooks	2	2	0	0			0	12	D. Howard	1	46	46.0	46	0		
10/29	W	21-10	at Arizona	35,016	Knights	2	0	2	0			0	12	Mitchell	1	40	40.0	40	1		
11/5	W	31-15	San Francisco	64,900	Mitchell	2	0	2	0			0	12	Mathis	1	0	0.0	0	0		
11/19	L	20-10	at Carolina	72,991	Blake	1	1	0	0			0	6	Saints	20	264	13.2	46	4		
11/12	W	20-10	at Carolina	64,900	Hall	1	0	1	0			0	6	Opponents	15	125	8.3	35	1		
11/26	W	31-24	at St. Louis	66,064	Milne	1	0	1	0			0	6								
12/3	L	23-38	Denver	64,900	Moore	1	1	0	0			0	6	PUNTING	No	Yds	Avg	Net	TB	IG	LG
12/10	W	31-27	at San Francisco	67,892	Moore	1	0	1	0			0	6	Gowin	74	3043	41.1	32.3	8	22	58
12/17	W	23-7	Atlanta	64,900	D. Smith	1	0	1	0			0	6	Saints	74	3043	41.1	32.3	8	22	58
12/24	L	21-26	St. Louis	64,900	Saints	41	14	22	5	37/37	23/29	0	364	Opponents	74	3024	40.9	35.8	2	19	62
					Opponents	36	14	17	5	31/31	18/24	0	305								

TEAM STATISTICS	N.O.	OPP	2-Pt. Conv.:	Allen, Saints 1-4, Opp. 2-5	PUNT RET	Ret	FC	Yds	Avg	LG	TD			
TOTAL FIRST DOWNS	312	278			Morton	30	14	278	9.3	51	0			
Rushing	117	95	SACKS:	L. Glover 17.0, Johnson 12.0, D. Howard 11.0, Canty 9	2	45	5.0	13	0					
Passing	169	159	Mitchell 6.5, Whitehead 5.5, Hand 3.0, Fields 2.0, Mathis 1	1	5	5.0	5	0						
Penalty	26	25	Knights 2.0, Oldham 2.0, D. Smith 2.0, Weary 2.0, Wilson 0	0	4	1.1	---	11	0					
3rd Down: Made/Att	37/227	80/204	Clarke 1.0, Saints 66.0, Opp. 39.0	Saints	40	17	339	9.5	51	0				
3rd Down Pct.	42.7	39.2		Opponents	37	17	494	13.4	95	2				
4th Down: Made/Att	10/17	4/14	RUSHING	No	Yds	Avg	LG	TD						
4th Down Pct.	58.8	28.6	R. Williams	248	1000	4.0	26	8	KICKOFF RET	No	Yds	Avg	LG	TD
POSSIBLE AVG.	31:27	28:33	Blake	57	243	4.3	20	1	Morton	44	1029	23.4	68	0
TOTAL NET YARDS	5397	4743	Allen	46	179	3.9	18	2	McAfee	10	251	25.1	52	0
Avg. Per Game	337.3	296.4	Brooks	41	170	4.1	29	2	Mmathis	8	187	23.4	40	0
Total Plays	1041	949	Moore	37	156	4.2	40	1	Allen	0	6	---	6	0
Avg. Per Play	5.2	5.0	Morton	36	136	3.8	16	0	Saints	62	1473	23.8	68	0
NET YARDS RUSHING	2068	1672	T. Smith	29	131	4.5	16	0	Opponents	71	1743	24.5	93	2
Avg. Per Game	129.3	104.5	McAfee	2	37	18.5	40	0						
Total Rushes	505	395	Horn	6	10	1.7	16	0	FIELD GOALS	1-19	20-29	30-39	40-49	50+
NET YARDS PASSING	3329	3071	Gowin	1	5	5.0	5	0	Brien	1/1	6/6	4/5	12/15	0/2
Avg. Per Game	208.1	191.9	Milne	2	1	0.5	1	0	Saints	1/1	6/6	4/5	12/15	0/2
Sacked/Yards Lost	39/244	66/378	Saints	505	2068	4.1	40	14	Opponents	1/1	3/3	6/11	6/7	2/2
Gross Yards	3573	3449	Opponents	395	1672	4.2	47	14						
Att./Completions	497/298	488/285							Brien: (486, 528) (206, 206, 316) (236) () (446)					
Completion Pct.	60.0	58.4	RECEIVING	No	Yds	Avg	LG	TD	(516, 296) () (45N) (446) (33N, 406, 426) (426,					
Had Intercepted	15	20	Horn	94	1340	14.3	52	8	406, 396) (306, 44N) (43N, 306, 196, 426) (406,					
PUNTS/AVERAGE	74/41.1	74/40.9	R. Williams	44	409	9.3	24	1	416, 286) (206, 466, 476) ()					
NET PUNTING AVG.	74/32.3	74/35.7	Jackson	37	523	14.1	53	6						
PENALTIES/YARDS	124/1024	105/837	Morton	30	213	7.1	35	0	Opponents: (246, 306) (426, 496) (37N, 316, 456)					
FUMBLES/BALL LOST	26/11	24/15	Moore	21	281	13.4	39	4	() (30N, 386) (526, 466) (506, 33N, 446) (42N,					
TOUCHDOWNS	41	36	A. Glover	21	281	13.4	39	4	346, 30N) (34N) (386) (496) (286) (226)					
Rushing	14	14	Reed	16	206	12.9	22	0	() () (196, 396)					
Passing	22	17	T. Smith	12	65	5.4	10	0						
Returns	5	5	Wilson	11	154	14.0	30	0						

2000 NFC WEST STANDINGS																	
Saints Finish: 1st place																	
Score by Periods	1	2	3	4	OT	TOT	W	L	T	Pct.							
Saints	66	111	67	110	0	354	Turley	1	16	16.0	16	0	New Orleans	10	6	0	.625
Opponents	58	111	51	85	0	305	Allen	1	7	7.0	7	0	St. Louis	10	6	0	.625
							Saints	298	3573	12.0	53	22	Carolina	7	9	0	.438
							Opponents	285	3449	12.1	69	17	San Francisco	6	10	0	.375
													Atlanta	4	12	0	.250

PASSING	Att	Cmp	Yds	Cmp%	Yds/Att	TD	TD%	Int	Int%	Long	Sk/Yds	Rating
Blake	302	184	2025	60.9	6.71	13	4.3	9	3.0	49	24/150	82.7
Brooks	194	113	1514	58.2	7.80	9	4.6	6	3.1	53	15/94	85.7
R. Williams	1	1	34	100.0	34.00	0	0.0	0	0.0	34	0/0	118.8
Saints	497	298	3573	60.0	7.19	22	4.4	15	3.0	53	39/244	84.2
Opponents	488	285	3449	58.4	7.07	17	3.5	20	4.1	69	66/378	74.7

SAINTS STATISTICS

2002

RECORD: 9-7

FINISH: 3RD-NFC SOUTH

Date	W/L	Score	Opponent	Attendance	SCORING	TD	Ru	Pa	Rt	PAT	FG	S	TP	INTERCEPTIONS	No	Yds	Avg	Long	TD			
9/8	Wot	26-20	at Tampa Bay	65,554	Carney	0	0	0	0	37/37	31/35	0	130	Thomas	5	80	16.0	43	0			
9/15	W	35-20	Green Bay	67,956	McAllister	16	13	3	0			0	96	S. Knight	5	36	7.2	17	0			
9/22	W	29-23	at Chicago	63,216	Stallworth	8	0	8	0			0	49	Bellamy	3	39	13.0	16	0			
9/29	L	21-26	at Detroit	60,023	Horn	7	0	7	0			0	44	D. Smith	2	21	10.5	17	0			
10/6	W	32-29	Pittsburgh	67,734	Pathon	4	0	4	0			0	24	Irvin	2	10	5.0	10	0			
10/13	W	43-27	at Washington	80,769	M. Lewis	3	0	3	0			0	18	D. Carter	1	25	25.0	25	0			
10/20	W	35-27	San Francisco	67,903	Reed	3	0	3	0			0	16	Allen	1	0	0.0	0	1			
10/27	L	35-37	Atlanta	67,883	Brooks	2	2	0	0			0	15	Hawthorne	1	0	0.0	0	0			
11/10	W	34-24	at Carolina	72,566	B. Williams	2	0	2	0			0	14	Saints	20	211	10.6	43	1			
11/17	L	17-24	at Atlanta	70,393	Allen	1	0	1	0			0	6	Opponents	15	220	14.7	78	1			
11/24	L	15-24	Cleveland	68,295	Craver	1	0	1	0			0	6									
12/1	W	23-20	Tampa Bay	68,226	Fenderson	1	0	0	0			0	6	PUNTING	No	Yds	Avg	Net	TB	I20	LG	B
12/8	W	37-25	at Baltimore	69,334	Grant	1	0	1	0			0	6	Gowin	61	2553	41.9	36.9	6	15	59	0
12/15	L	31-32	Minnesota	67,851	Saints	49	16	27	6	37/37	31/35	0	432	Johnson	8	307	38.4	34.8	0	1	55	0
12/22	L	13-20	at Cincinnati	43,544	Opponents	45	18	25	2	39/40	23/28	1	388	Saints	69	2860	41.4	36.7	6	16	59	0
12/29	L	6-10	Carolina	66,946	2-Pt. Conv.: Brooks 2, Horn, B. Williams, Saints									Opponents	73	3118	42.7	33.3	3	20	71	3

TEAM STATISTICS

TOTAL FIRST DOWNS	291	327	SACKS: Howard 9.0, Grant 7.0, Jackson 5.5, D. Smith 3.5, K. Smith 3.5, Whitehead 3.0, Hand 2.5,																		
Rushing	91	106	S. Knight 2.0, Bellamy 1.5, Thomas 1.0, Clemons																		
Passing	169	191	O. S. Saints 39.0, Opp. 37.0																		
Penalty	31	29																			
3rd Down: Made/Att.	92/224	87/223																			
3rd Down: Pct.	41.1	39.0	RUSHING	No	Yds	Avg	LG	TD						PUNT RET	Ret	FC	Yds	Avg	Net	LG	B
4th Down: Made/Att.	8/13	12/20	McAllister	325	1389	4.3	62	13						M. Lewis	44	6	625	14.2	83	1	
4th Down Pct.	61.5	60.0	Brooks	62	253	4.1	21	2						Craver	1	0	0.0	0.0	0	0	
POSSESSION AVG.	28:44	31:16	Fenderson	13	65	5.0	17	1						Saints	45	6	625	13.9	83	1	
TOTAL NET YARDS	5205	5796	Keaton	12	19	1.6	4	0						Opponents	38	14	209	5.5	29	0	
Avg. Per Game	325.3	362.3	M. Lewis	1	15	15.0	15	0													
Total Plays	1001	1071	McAfee	1	11	11.0	11	0													
Avg. Per Play	5.2	5.4	T. Smith	5	11	2.2	5	0													
NET YARDS RUSHING	1764	1991	Horn	1	2	2.0	2	0													
Avg. Per Game	110.3	124.4	Stallworth	2	2	1.0	4	0													
Total Rushes	426	439	Delhomme	4	-2	-0.5	6	0													
NET YARDS PASSING	3441	3905	Saints	426	1764	4.1	62	16						FIELD GOALS	1-19	20-29	30-39	40-49	50+		
Avg. Per Game	215.1	237.8	Opponents	439	1991	4.5	59	18							0/0	9/9	11/13	11/12	0/1		
Sacked/Yards Lost	37/244	39/253													Saints	0/0	9/9	11/13	11/12	0/1	
Gross Yards	3685	4058	Receiving	No	Yds	Avg	Long	TD							Opponents	1/1	8/8	6/7	5/7	3/5	
Att./Completions	538/291	593/343	Horn	88	1312	14.9	63	7													
Completion Pct.	54.1	57.8	McAllister	47	352	7.5	30	3													
Had Intercepted	15	20	Pathon	43	523	12.2	64	4													
PUNTS/AVERAGE	69/41.4	73/42.7	Stallworth	42	594	14.1	57	8													
NET PUNTING AVG.	69/36.7	73/33.3	Reed	21	360	17.1	54	3													
PENALTIES/YARDS	119/91	110/95.3	B. Williams	13	143	11.0	32	2													
FUMBLES/BALL LOST	29/15	29/18	Sloan	12	127	10.6	29	0													
TOUCHDOWNS	49	45	T. Smith	9	30	3.3	10	0													
Rushing	16	18	M. Lewis	8	200	25.0	59	0													
Passing	27	25	Fenderson	6	38	6.3	13	0													
Returns	6	2	Hall	2	6	3.0	4	0													
			Saints	291	3685	12.7	64	27													
			Opponents	343	4058	11.8	77	25													

2002 NFC SOUTH STANDINGS												
Saints Finish: 3rd place												
	W	L	T	Pct.								
Tampa Bay	12	4	0	.750								
Atlanta	9	6	1	.594								
New Orleans	9	7	0	.562								
Carolina	7	9	0	.438								

PASSING	Att	Cmp	Yds	Cmp%	Yds/Att	TD	TD%	Int	Int%	Long	Sk/Yds	Rating
Brooks	528	293	3572	55.6	6.77	27	5.1	15	2.8	64	36/236	80.1
Delhomme	10	8	113	80.0	11.30	0	0.0	0	0.0	54	0/0	113.8
McAllister	0	0	0	---	---	0	---	0	---	---	1/8	---
Saints	538	291	3685	54.1	6.85	27	5.0	15	2.8	64	37/244	80.8
Opponents	593	343	4058	57.8	6.84	25	4.2	20	3.4	77	39/253	78.8

SAINTS STATISTICS

2003

RECORD: 8-8

FINISH: 2ND-NFC SOUTH

Date	W/L	Score	Opponent	Attendance	SCORING	TD	Ru	Pa	Rt	PAT	FG	S	TP	INTERCEPTIONS	No	Yds	Avg	Long	TD	
9/7	L	10-27	at Seattle	52,250	Carney 0 0 0 0 36/37 22/30 0 102	0	0	0	0	0	0	0	Thomas	4	47	11.8	20	0		
9/14	W	31-10	Houston	68,390	Horn 10 0 0 0 0 0 0	1	0	0	0	0	0	Ambrose	3	78	26.0	73t	1			
9/21	L	12-27	at Tennessee	68,809	McAllister 8 8 0 0 0 0 0	0	0	0	0	0	0	Bellamy	3	19	6.3	10	0			
9/28	L	21-55	Indianapolis	70,020	B. Williams 5 0 5 0 0 0 0	0	0	0	0	0	0	Rodgers	1	40	40.0	40t	1			
10/05	L	13-19	at Carolina	72,496	Pathon 4 0 4 0 0 0 0	0	0	0	0	0	0	D. Smith	1	9	9.0	9	0			
10/12	W	20-13	Chicago	68,390	Stallworth 3 0 3 0 0 0 0	0	0	0	0	0	0	Ruff	1	7	7.0	7	0			
10/19	W	45-17	at Atlanta	70,837	Brooks 2 2 0 0 0 0 0	0	0	0	0	0	0	Jones	1	2	2.0	2	0			
10/26	Lot	20-23	Carolina	68,370	Conwell 2 0 2 0 0 0 0	0	0	0	0	0	0	V. Green	0	24	---	24	0			
11/2	W	17-14	at Tampa Bay	65,524	Ambrose 1 0 0 1 0 0 0	0	0	0	0	0	0	Saints	14	228	16.1	73t	2			
11/16	Wot	23-20	at Philadelphia	67,802	K. Carter 1 0 0 0 0 0 0	0	0	0	0	0	0	Opponents	8	104	13.0	20	1			
11/23	L	20-33	at Washington	67,821	Rodgers 1 0 0 1 0 0 0	0	0	0	0	0	0	PUNTING	No	Yds	Avg	Net	TB	I20	LG	B
12/7	L	7-14	Tampa Bay	68,442	Thomas 1 0 0 0 0 0 0	0	0	0	0	0	0	Berger	71	3144	44.3	38.2	5	28	59	1
12/14	W	45-7	New York Giants	68,399	J. Allen 0 0 0 0 0 0 0	1	2	0	0	0	0	Saints	72	3144	43.7	38.2	5	28	59	1
12/21	L	19-20	at Jacksonville	49,207	Fenderson 0 0 0 0 0 0 0	0	0	0	0	0	0	Opponents	76	3183	41.9	36.4	3	21	60	1
12/28	W	13-7	Dallas	68,451	Saints 39 11 25 3 36/37 22/30 1 340	0	0	0	0	0	0	Opponents	36	12	20	4	35/35	25/31	0	326

TEAM STATISTICS				N.O.	OPP.	2-Pt. Conversions: Fenderson, Saints-1/2, Opp. 0-1				PUNT RET	Ret	FG	Yds	Avg	LG	TD
TOTAL FIRST DOWNS				302	298					M. Lewis	30	10	275	9.2	27	0
Rushing				100	109	SACKS: Ch. Grant 10.0, Whitehead 5.5, Howard 5.0,				Stallworth	5	1	44	8.8	18	0
Passing				100	109	Jackson TM 3.5, Bellamy 1.0, D. Carter 1.0, Hodge				V. Green	2	1	22	11.0	19	0
Penalty				25	24	1.0, D. Smith 1.0, K. Smith 1.0, Sullivan 1.0, Thomas				Thomas	1	0	4	4.0	4	0
3rd down: Made/Att				106/229	79/208	1.0, Saints 32.0, Opponents 36.0				Saints	40	12	360	9.0	27	0
3rd down Pct.				46.3	38.0					Opponents	36	18	294	8.2	46	0

4th Down: Made/Att				5/19	9/16	RUSHING				No	Yds	Avg	LG	TD	
4th Down Pct.				26.3	58.3	McAllister 351 1641 4.7 76t 8				0	0	0	0	0	
POSSESSION AVG.				30:18	29:42	Brooks 54 175 3.2 15 2				M. Lewis	45	1068	23.7	53	0
Total Net Yards				5438	5234	K. Carter 19 72 3.8 31 1				Craver	9	140	15.6	23	0
Avg. Per Game				339.9	327.1	L. Smith 11 61 5.5 17 0				Stallworth	8	171	21.4	28	0
Total Plays				1019	997	Horn 2 15 7.5 13 0				Craver	5	128	25.6	52	0
Avg. Per Play				5.3	5.2	Fenderson 4 14 3.5 6 0				Rasby	2	9	4.5	6	0

NET YARDS RUSHING				2000	2241	McAfee 1 13 13.0 13 0 <th>M. Williams <th>2</th> <th>0</th> <th>0.0</th> <th>0</th> </th>				M. Williams <th>2</th> <th>0</th> <th>0.0</th> <th>0</th>	2	0	0.0	0	
Avg. Per Game				125.0	140.1	Carney 1 3 3.0 3 0				J. Allen	1	8	8.0	8	0
Total Rushes				448	480	Stallworth 1 3 3.0 3 0				Saints	72	1524	21.2	53	0
NET YARDS PASSING				3438	2993	M. Lewis 1 2 2.0 2 0				Opponents	67	1587	23.7	100t	2
Avg. Per Game				214.9	187.1	Bouman 3 1 0.3 2 0									

Sacked/Yards Lost				36/203	32/171	Saints 448 2000 4.5 76t 11 <th>FIELD GOALS</th> <th>1-19</th> <th>20-29</th> <th>30-39</th> <th>40-49</th> <th>50+</th>				FIELD GOALS	1-19	20-29	30-39	40-49	50+	
Gross Yards				3641	3164	Opponents 480 2241 4.7 69t 12				Carney	0/0	6/6	10/12	5/9	1/3	
Att./Completions				535/314	485/264					Saints	0/0	6/6	10/12	5/9	1/3	
Completion Pct.				58.7	54.4	RECEIVING				No	Yds	Avg	Long	TD		
Had Intercepted				8	14	Horn 78 973 12.5 50t 10				Opponents	0/0	8/9	8/10	9/11	0/1	

PUNTS/AVERAGE				72/43.7	76/41.9	McAllister 69 516 7.5 39 0 <th>Carney (39G) (39G) (31G) (38G, 43G)</th>				Carney (39G) (39G) (31G) (38G, 43G)
NET PUNTING AVG.				72/38.2	76/36.4	Pathon 44 578 13.1 40 4				(38G, 57N, 26) (38N, 50G, 30G) (42G) (46G, 42G)
PENALTIES/YARDS				103/878	101/1012	B. Williams 41 436 10.6 31t 5				(39N, 47G) (26G, 26G, 36G) (45B) (51N, 25G, 49N)
FUMBLES/BALL LOST				33/20	29/13	Conwell 26 290 11.2 32 2				(49N) (35G, 49N) (33G, 38G) (24G, 27G)

TOUCHDOWNS				39	36	Stallworth 25 485 19.4 76t 3				
Rushing				11	12	M. Lewis 12 226 18.8 39 1				Opponents: (37G, 25G) (30G) (22G, 43G) (41G, 42G)
Passing				25	20	Rasby 6 55 9.2 17 0				(49G, 23G) (28G, 31G) (28G) (24G, 29G, 31G) (36N)
Returns				3	4	T. Smith 6 28 4.7 8 0				(38G, 27G, 54N) (36G, 41G, 42G, 33G) (45G, 49G)
Score by Periods				1 2 3 4	OT	T. Smith 3 29 9.7 11 0				(44N, 35B) (43B) (43G, 35G, 21B) (1)
TD				1	11	K. Carter 1 11 11.0 11 0				
Opponents				64	140	D. Lewis 1 7 7.0 7 0				
Opponents				64	140	Fenderson 1 5 5.0 5 0				

2003 NFC SOUTH STANDINGS

Saints Finish: 2nd place				W	L	T	Pct.
Carolina	11	5	0	0	.688		
New Orleans	8	8	0	.500			
Tampa Bay	7	9	0	.438			
Atlanta	5	11	0	.312			

PASSING	Att	Cmp	Yds	Cmp%	Yds/Att	TD	TD%	Int	Int%	Long	Sk/Yds	Rating
Brooks	518	306	3546	59.1	6.85	24	4.6	8	1.5	76t	34/195	88.8
Bouman	13	7	81	53.8	6.23	1	7.7	0	0.0	19	2/8	98.6
McAllister	2	0	0.0	0.0	0.0	0	0.0	0	0.0	0	0/0	39.6
Berger	1	0	0.0	0.0	0.0	0	0.0	0	0.0	0	0/0	39.6
Horn	1	1	14	100.0	14.00	0	0.0	0	0.0	14	0/0	118.8
Saints	535	314	3641	58.7	6.81	25	4.7	8	1.5	76t	36/203	88.7
Opponents	485	264	3164	54.4	6.52	20	4.1	14	2.9	79t	32/171	76.3

SAINTS STATISTICS

2004

RECORD: 8-8

FINISH: 2ND-NFC SOUTH

Date	W/L	Score	Opponent	Attendance	SCORING	TD	Ru	Pa	Rt	PAT	FG	S	TP	INTERCEPTIONS	No	Yds	Avg	Long	TD	
9/12	L	7-21	Seattle	64,900	Carney	0	0	0	0	38/38	22/27	0	104	McKenzie	5	19	3.8	14	0	
9/19	W	30-27	San Francisco	64,900	Horn	11	0	11	0	0	0	68	0	Ambrose	3	19	6.3	19	0	
9/26	Wot	26-25	at St. Louis	65,856	McAllister	9	9	0	0	0	0	54	0	Brown	2	0	0.0	0	0	
10/3	L	10-34	at Arizona	28,109	Stallworth	5	0	5	0	0	0	30	0	Jones	1	55	55.0	55	0	
10/10	L	17-20	Tampa Bay	64,900	Brooks	4	4	0	0	0	0	24	0	Ch. Grant	1	0	0.0	0	0	
10/17	L	31-38	Minnesota	64,900	Stecker	3	2	0	0	0	0	18	0	Ruff	1	0	0.0	0	0	
10/24	W	31-26	at Oakland	45,337	B. Williams	2	0	2	0	0	0	12	0	Saints	13	101	7.8	55	0	
11/7	L	17-43	at San Diego	59,662	Bockwoldt	1	0	0	1	0	0	6	0	Opponents	16	260	16.3	76	1	
11/14	W	27-20	Kansas City	64,900	Hall	1	0	1	0	0	0	6	0							
11/21	L	19-34	at Denver	64,900	Hall	1	0	1	0	0	0	6	0							
11/28	L	21-24	at Atlanta	70,621	Lewis	1	0	0	1	0	0	6	0							
12/5	L	21-32	Carolina	58,678	Mitchell	1	0	0	1	0	0	6	0							
12/12	W	27-13	Dallas	64,056	Pathon	1	0	1	0	0	0	6	0							
12/19	W	21-17	at Tampa Bay	65,075	Bryant	0	0	0	0	0	0	1	2							
12/26	W	26-13	Atlanta	64,900	Saints	40	15	21	4	38/38	22/27	1	348	PUNT RET	Ret	FC	Yds	Avg	LG	TD
1/2	W	21-18	at Carolina	73,302	Opponents	44	16	24	4	42/42	31/35	1	405	Lewis	34	11	382	11.2	53	0
															2-Pt. Conversions: Horn, Saints 1-2, Opp. 2-2					
															KICKOFF RET					
															No					
															Yds					
															Avg					
															LG					
															TD					
															Stecker					
															18					
															469					
															26.1					
															98.1					
															1					
															McAfee					
															8					
															137					
															17.1					
															26					
															0					
															Hall					
															3					
															20					
															6.7					
															8					
															0					
															Ruff					
															1					
															9					
															9.0					
															0					
															W. Smith					
															1					
															17					
															17.0					
															17					
															0					
															Whitehead					
															1					
															12					
															12.0					
															12					
															0					
															Saints					
															83					
															1879					
															22.6					
															98.1					
															2					
															0					
															Opponents					
															74					
															1710					
															23.1					
															63					
															0					
															FIELD GOALS					
															1-19					
															20-29					
															30-39					
															40-49					
															50+					
															Carney					
															0/0					
															3/3					
															12/15					
															5/6					
															2/3					
															0					
															Opponents					
															0/0					
															10/10					
															9/10					
															8/10					
															4/5					
															0					
															Carney: ()					
															(326,366,376)					
															0					
															Opponents: ()					
															(306,336)					
															(536)					
															(286,336)					
															0					
															Carney: ()					
															(236,536,411)					
															(396)					
															(286,426,446,406)					
															0					
															Opponents: ()					
															(246,276)					
															(246,446)					
															(486,346)					
															(371,316)					
															0					
															Carney: ()					
															(306,506,466,256,216,216)					
															(421,346,416)					
															(376)					
															0					
															Opponents: ()					
															(546,606)					
															0					
															Opponents					
															324					
															4095					
															12.6					
															59					
															24					
															0					
															Opponents					
															324					
															4095					
															12.6					
															59					
															24					
															0					
															Opponents					
															324					
															4095					
															12.6					
															59					
															24					
															0					
															Opponents					
															324					
															4095					
															12.6					
															59					
															24					
															0					
															Opponents					
															324					
															4095					
															12.6					
															59					
															24					
															0					
															Opponents					
															324					
															4095					
															12.6					
															59					
															24					
															0					
															Opponents					
															324					
															4095					
															12.6					
															59					
															24					
															0					
															Opponents					
															324					
															4095					
															12.6					
															59					
															24					
															0					
															Opponents					
															324					
															4095					
															12.6					
															59					
															24					
															0					
															Opponents					
															324					
															4095					
															12.6					
															59					
															24					
															0					
															Opponents					
															324					
															4095					
															12.6					
															59					
															24					
															0					
															Opponents					
															324					
															4095					
															12.6					
															59					
															24					
															0					
															Opponents					
															324					
															4095					
															12.6					
															59					
															24					
															0					
															Opponents					
															324					
															4095					
															12.6					
															59					
															24					
															0					
															Opponents					
															324					
															4095					
															12.6					
															59					
															24					
															0					
															Opponents					
															324					
															4095					
															12.6					
															59					
															24					
															0					
															Opponents					
															324					
															4095					
															12.6					
															59					
															24					
															0					
															Opponents					
															324					
															4095					
															12.6					
															59					
															24					
															0					
															Opponents					
															324					
															4095					
															12.6					
															59					
															24					
															0					
															Opponents					
															324					
															4095					
															12.6					
															59					
															24					
															0					
															Opponents					
															324					
															4095					
															12.6					
															59					
															24					
															0					
															Opponents					
															324					
															4095					
															12.6					
															59					
															24					
															0					
															Opponents					
															324					
															4095					
															12.6					
															59					
															24					
															0					
															Opponents					
															324					
															4095					
															12.6					
															59					
															24					
															0					
															Opponents					
															324					
															4095					
															12.6					
															59					
															24					
															0					
															Opponents					
															324					
															4095					
															12.6					
															59					
															24					
															0					
															Opponents					
															324					
															4095					
															12.6					
															59					
															24					
															0					
															Opponents					
															324					
															4095					
															12.6					
															59					
															24					
															0					
															Opponents					
															324					
															4095					
															12.6					
															59					
															24					
															0					
															Opponents					
															324					
															4095					
															12.6					
															59					
															24					
															0					
															Opponents					
															324					
															4095					
															12.6					
															59					
															24					
															0					
															Opponents					
															324					
															4095					
															12.6					
															59					
															24					
															0					
															Opponents					
															324					
															4095					
															12.6					
															59					
															24					
															0					
															Opponents					
															324					
															4095					

SAINTS STATISTICS

2011

RECORD: 13-3

FINISH: 1ST-NFC SOUTH

Date	W/L	Score	Opponent	Attendance	SCORING	TD	Ru	Po	Rt	PAT	FG	S	TP	INTERCEPTIONS	NO	YDS	AVG	LONG	TD			
9/8	L	34-42	at Green Bay	70,555	Kasay	0	0	0	0	63/63	28/34	0	147	P. Robinson	4	31	7.8	25	0			
9/18	W	30-13	Chicago	73,019	Graham	11	0	11	0			0	66	Torrence	1	42	42.0	42t	1			
9/25	W	40-33	Houston	73,002	Sproles	10	2	7	1			0	60	Shanle	1	12	12.0	12	0			
10/2	W	23-10	at Jacksonville	62,471	Moore	8	0	8	0			0	52	Greer	1	2	2.0	2	0			
10/9	W	30-27	at Carolina	72,679	Colston	8	0	8	0			0	48	Harring	1	0	0.0	0	0			
10/16	L	20-26	at Tampa Bay	56,590	Meachem	6	0	6	0			0	36	Porter	1	-7	-7.0	-7	0			
10/23	W	62-7	Indianapolis	73,012	P. Thomas	6	5	1	0			0	36	Saints	9	80	8.9	42t	1			
10/30	L	21-31	at St. Louis	67,179	Ingram	5	5	0	0			0	30	Opponents	14	162	11.6	53	1			
11/6	W	27-16	Tampa Bay	73,043	Collins	4	2	2	0			0	24									
11/13	Wot	28-23	at Atlanta	70,359	Henderson	2	0	2	0			0	12	PUNTING	No	Yds	Avg	Net	TB	In	Lg	B
11/28	W	49-24	New York Giants	73,068	Brees	1	1	0	0			0	6	Morstead	46	2224	48.3	43.1	4	13	64	1
12/4	W	31-17	Detroit	73,042	Gilmore	1	0	1	0			0	6	Saints	47	2224	47.3	43.1	4	13	64	1
12/11	W	22-17	at Tennessee	69,143	Ivory	1	1	0	0			0	6	Opponents	71	3146	44.3	38.5	6	24	59	0
12/18	W	42-20	at Minnesota	62,623	Jenkins	1	0	1	0			0	6									
12/26	W	45-16	Atlanta	73,085	Torrence	1	0	1	0			0	6	PUNT RETURNS	Ret	FC	Yds	Avg	Long	TD		
1/1	W	45-17	Carolina	73,065	Wilma	1	0	0	1			0	6	Sproles	29	19	294	10.1	72t	1	0	
					Saints	66	16	46	4	63/63	28/34	0	547	Saints	29	19	294	10.1	72t	1	0	
					Opponents	37	11	24	2	36/37	27/32	0	339	Opponents	19	10	118	6.2	14	0	0	

TEAM STATISTICS

Total First Downs	416	326	2-Pt. Conversions: Moore 2, Saints 2-3, Opp. 0-0
Rushing	116	92	KICKOFF RET. No Yds Avg Long TD
Passing	290	196	SACKS: Harper 7.5, Smith 6.5, Galette 4.5, Casillas
Penalty	20	38	3, McBride 2, Charleston 1, Dunbar 1, Humber
3rd Down: Made/Att	118/208	67/202	1, Jenkins 1, Tom Johnson 1, Jordan 1, Shanle 1
3rd Down Pct.	56.7	33.2	Torrence 1, Wilson 1, Ellis 0.5, Saints 33, Opp. 24
4th Down: Made/Att	3/10	6/22	FUM/LDST: Brees 1/1, Colston 1/1, Graham 1/1
4th Down Pct.	30.0	27.3	Henderson 1/0, Ingram 1/1, P. Thomas 1/1

POSSESSION AVG.

TOTAL NET YARDS	7474	5895	FIELD GOALS 1-19 20-29 30-39 40-49 50+
Avg. Per Game	467.1	368.4	RUSHING No Yds Avg LG TD
Total Plays	1117	1010	Sproles 87 603 6.9 36 2
Avg. Per Play	6.7	5.8	P. Thomas 110 562 5.1 33 5
NET YARDS RUSHING	2127	1738	Ingram 122 474 3.9 35t 5
Avg. Per Game	132.9	108.6	Ivory 79 374 4.7 35t 1
Total Rushes	431	351	Brees 21 86 4.1 20 1
NET YARDS PASSING	5347	4157	Meachem 4 18 4.5 8 0
Avg. Per Game	334.2	259.8	Henderson 1 9 9.0 9 0
Sacked/Yards Lost	24/158	33/256	Collins 4 4 1.0 2 2
Gross Yards	5505	4413	Daniel 3 -3 -1.0 -1 0
Att./Completions	662/472	628/362	Saints 431 2127 4.9 36 16
Completion Pct.	71.3	57.8	Opponents 351 1738 5.0 69t 11
Had Intercepted	14	9	Opponents: () (42G, 38G) (22G, 27G, 27G, 36G)

PUNTS/AVERAGE

NET PUNTING AVG.	47/43.1	71/38.5	Graham 99 1310 13.2 59 11
PENALTIES/YARDS	99/851	109/912	Sproles 86 710 8.3 39 7
FUMBLES/BALL LOST	6/5	20/7	Colston 80 1143 14.3 50 8
TOUCHDOWNS	66	37	Moore 52 627 12.1 47t 8
Rushing	16	11	P. Thomas 50 425 8.5 57 1
Passing	46	24	Meachem 40 620 15.6 67t 6
Returns	4	2	Henderson 32 503 15.7 79t 2
			Collins 11 50 4.5 14 2
			Ingram 11 46 4.2 9 0
			D. Thomas 5 16 3.2 8 0
			Gilmore 3 20 6.7 9 1
			Arrington 2 31 15.5 17 0
			Higgins 1 4 4.0 4 0
			Saints 472 5505 11.7 79t 46
			Opponents 362 4413 12.2 72t 24

SCORE BY PERIODS

Q1	Q2	Q3	Q4	OT	PTS
Saints	99	166	126	153	3 547
Opponents	70	113	67	89	0 339

2011 NFC SOUTH STANDINGS

Saints Finish: 1st Place				
	W	L	T	Pct.
New Orleans	13	3	0	.813
Atlanta	10	6	0	.625
Carolina	6	10	0	.375
Tampa Bay	4	12	0	.250

PASSING	Att	Cmp	Yds	Cmp%	Yds/Att	TD	TD%	Int	Int%	Long	Sack/Lost	Rating
Brees	657	468	5476	71.2	8.33	46	7.0	14	2.1	79t	24/158	110.6
Daniel	5	4	29	80.0	5.80	0	0.0	0	0.0	14	0/0	90.8
Saints	662	472	5505	71.3	8.32	46	6.9	14	2.1	79t	24/158	110.5
Opponents	626	362	4413	57.8	7.05	24	3.8	9	1.4	72t	33/256	86.4

SAINTS STATISTICS

2021

RECORD: 9-8

FINISH: 2ND-NFC SOUTH

Date	W/L	Score	Opponent	Attendance	Ingram	1	1	0	0	0	6								
09/12	W	36-3	Green Bay	35,242	Jenkins	1	0	0	1	0	6								
09/19	L	7-26	at Carolina	70,675	Siemian	1	0	0	0	0	6								
09/26	W	29-13	at New England	65,878	SCORING							TD	Ru	Pa	Rt	PAT	FG	S	TP
10/3	L	21-27 OT	N.Y. Giants	69,170	Stills	1	0	1	0	0	6								
10/10	W	33-22	at Washington	50,137	Vannett	1	0	1	0	0	6								
10/25	W	13-10	at Seattle	69,563	P. Williams	1	0	1	0	0	6								
10/31	W	36-27	Tampa Bay	69,170	Winston	1	0	0	0	0	6								
11/7	L	25-27	Atlanta	69,170	Parkey	0	0	0	0	3/5	0/0	0							
11/14	L	21-23	at Tennessee	69,414	Saints	42	12	29	2	31/38	25/30	0	364						
11/21	L	29-40	at Philadelphia	69,796	Opponents	35	12	20	3	30/31	31/38	0	335						
11/25	L	6-31	Buffalo	69,170	2-Pt. Conversions: Saints: 0/5, Opponents: 1/3							M. Williams	2	56	29.0	53	0		
12/12	L	17-27	Dallas	69,170	M. Jenkins	1	34	34.0	34	1	0								
12/12	W	30-9	at N.Y. Jets	69,129	SACKS:							Roach	1	5	5.0	5	0		
12/19	W	9-0	at Tampa Bay	65,744	Jordan	12.5	Davenport	9	Kpassagnon	4	Alexander	2	0						
12/27	L	3-20	Miami	69,170	Jones	3.5	Davis	3	Branderson	3	Gardner-Johnson	2	0						
1/2	W	18-10	Carolina	69,170	O. Dnyemata	2	P. Williams	2	Ellis	1	Heath	1	0						
1/9	W	30-20	at Atlanta	69,336	Jenkins	1	Roby	1	Turner	1	0	0							
Saints: 46.0, Opponents: 37.0												Opponents	13	196	15.1	51	3		

TEAM STATISTICS		N.O.	OPP	PUNTING		No.	Yds	Avg	Net	TB	In	Lg	B
Total First Downs		307	304	FUM/LOST:		Gillikin	83	3956	47.7	42.0	4	29	63
Rushing		113	84	Saints		83	3956	47.7	42.0	4	29	63	0
Passing		165	185	Opponents		81	3644	45.0	39.9	3	27	68	0
Penalty		29	35	Trautman		1/1	Saints:	14/5					

3rd Down: Made/Att		78/220	89/240	RUSHING		No	Yds	Avg	LG	TD
3rd Down Pct.		35.5	37.1	Kamara	240	898	3.7	30	4	0
4th Down: Made/Att		11/21	9/21	Hill	70	374	5.3	44	5	0
4th Down Pct.		52.4	42.9	Ingram	68	260	3.8	28	1	0
POSSESSION AVG.		30:28	29:32	J. Winston	32	166	5.2	20	1	0
TOTAL NET YARDS		5177	5410	Jones	54	142	2.6	11	0	0
Avg. Per Game		304.5	318.2	Montgomery	15	44	2.9	9	0	0
Total Plays		1051	1064	Harris	5	41	8.2	22	0	0
Avg. Per Play		4.9	5.1	Armah	5	21	4.2	9	0	0
NET YARDS RUSHING		1991	1589	Siemian	9	20	2.2	17	1	0
Avg. Per Game		117.1	93.5	Washington	4	16	4.0	5	0	0
Total Rushes		510	426	Book	3	6	2.0	3	0	0
NET YARDS PASSING		3186	3821	Prentice	3	5	1.7	2	0	0
Avg. Per Game		187.4	224.8	Stills	1	1	1.0	1	0	0
Sacked/Yards Lost		37/251	46/310	Ozigo	1	-3	-3.0	-3	0	0
Gross Yards		3437	4131	Saints	510	1991	3.9	44	12	1
Att./Completions		504/293	592/369	Opponents	426	1589	3.7	58	12	1
Completion Pct.		58.1	62.3	FIELD GOALS		1-19	20-29	30-39	40-49	50+
Had Intercepted		13	18	Maher	0/0	0/4	8/9	4/4	0/1	0/1
PUNTS/AVERAGE		83/47.7	81/45.0	B. Johnson	0/0	4/4	3/3	0/0	1/1	0/1
NET PUNTING AVG.		83/42.0	81/39.9	Rosas	0/0	0/0	0/1	1/1	0/2	0/2
PENALTIES/YARDS		98/811	89/761	Saints	0/0	8/8	11/13	5/5	1/4	0/1
FUMBLES/BALL LOST		14/5	16/7	Opponents	0/0	7/7	13/13	8/11	4/7	0/1

TOUCHDOWNS		43	35	RECEIVING		No.	Yds	Avg	Long	TD
Rushing		12	12	Ju. Johnson	13	159	12.2	27	4	0
Passing		29	20	Vannett	9	133	14.8	30	1	0
Returns		2	3	Stills	6	68	11.3	22	1	0
				Jones	5	29	5.8	19	1	0
				Hill	4	52	13.0	15	0	0
				Hogan	4	41	10.3	16	1	0

SCORE BY PERIODS		Q1	Q2	Q3	Q4	OT	PTS	TM: (44G) (1) (52N, 36N) (58N) (1) (21G, 33G) (23G, 35G, 24G) (44N, 50G, 53N)	
Saints		40	116	46	162	0	364	(32G, 29G) (28G, 36G, 36G) (50G, 37G, 33G, 47G)	
Opponents		77	85	81	86	6	335	(23G, 31G, 37G) (39G, 35G, 42G) (38G) (41G, 27G, 41G, 33G) (34N, 37G, 27G, 33G)	

SCORING		TD	Ru	Pa	Rt	PAT	FG	S	TP	Opponents: (39G) (20G, 50BG, 42G) (45G, 26G) (35N, 23G, 48G) (45G, 23G, 24G) (44N, 50G, 53N)					
Maher		0	0	0	0	10/12	16/18	0	58	(32G, 29G) (28G, 36G, 36G) (50G, 37G, 33G, 47G)					
Kamara		9	4	5	0	0	0	54	RECEIVING	No.	Yds	Avg	Long	TD	
Callaway		6	0	6	0	0	0	36	Griffin	4	39	9.8	14	1	
Hill		5	5	0	0	0	0	30	Prentice	3	16	5.3	10	0	
B. Johnson		0	0	0	0	5/8	8/9	0	29	Washington	2	12	6.0	6	0
Ju. Johnson		4	0	4	0	0	0	24	Wolf	2	8	4.0	4	0	
Harris		3	0	3	0	0	0	18	White	1	38	38.0	38	0	
Smith		3	0	3	0	0	0	18	Ozigo	1	7	7.0	7	0	
Rosas		0	0	0	0	13/13	1/4	0	16	E. Winston	1	5	5.0	5	0
Humphrey		2	0	2	0	0	0	12	Armah	1	1	1.0	1	0	
Trautman		2	0	2	0	0	0	12	Saints	293	3437	11.7	72	29	
Armah		1	0	1	0	0	0	6	Opponents	369	4131	11.2	84	20	
Hogan		1	0	1	0	0	0	6							

2021 NFC SOUTH STANDINGS				
Saints Finish: 2nd Place				
	W	L	T	Pct.
Tampa Bay	13	4	0	.765
New Orleans	9	8	0	.529
Atlanta	7	10	0	.412
Carolina	5	12	0	.294

PASSING	Att	Cmp	Yds	Cmp%	Yds/Att	TD	TD%	Int	Int%	Long	Sack/Lost	Rating
Siemian	188	108	1154	57.4	6.14	11	5.9	3	1.6	46	9/64	88.4
J. Winston	161	95	1170	59.0	7.27	14	8.7	3	1.9	72t	11/69	102.8
T. Hill	134	79	979	58.2	7.30	4	3.0	5	3.7	70t	9/64	75.4
Book	20	12	135	60.0	6.75	0	0.0	2	10.0	56	8/54	40.6
Gillikin	2	0	0	0.0	0.0	0	0.0	0	0.0	---	0/0	39.6
Saints	504	293	3437	58.1	6.82	29	5.8	13	2.6	72t	37/251	87.4
Opponents	592	369	4131	62.3	6.98	20	3.4	18	3.0	84t	46/310	81.7

SAINTS STATISTICS

2022

RECORD: 7-10

FINISH: 3RD-NFC SOUTH

Date	W/L	Score	Opponent	Attendance	SCORING										INTERCEPTIONS		No.	Yds	Avg	Long	TD																									
09/11	W	27-26	at Atlanta	70,078	TD	Ru	Pg	Rt	PAT	FG	S	PTS	Mathieu	3	44	14.7	41	0																												
09/18	L	10-20	Tampa Bay	70,040	Lutz	0	0	0	33/33	23/31	0	102	Sorenson	2	50	25.0	36	0																												
09/25	L	14-22	at Carolina	70,496	Hill	9	7	2	0	0	0	54	Lattimore	1	12	12.0	12t	1																												
10/2	L	25-28	Minnesota	60,639	J. Johnson	7	0	0	0	0	0	42	D. Davis	1	4	4.0	4	0																												
10/9	W	39-32	Seattle	70,003	Olave	4	0	4	0	0	0	26	Saints	7	110	15.7	41	1																												
10/16	L	26-30	Cincinnati	70,004	Kamara	4	2	2	0	0	0	24	Opponents	14	246	17.6	68t	3																												
10/20	L	34-42	at Arizona	63,290	Shaheed	3	1	2	0	0	0	18																																		
10/30	W	24-0	Las Vegas	70,009	Thomas	3	0	3	0	0	0	18	PUNTING	No.	Yds	Avg	Net	TB	In	Lg	B																									
11/7	L	13-27	Baltimore	70,010	Ingram	1	1	0	0	0	0	8	Gilikin	77	3571	46.4	41.5	7	32	68	0																									
11/13	L	29-40	at Pittsburgh	66,544	Landry	1	0	1	0	0	0	8	Saints	77	3571	46.4	41.5	7	32	68	0																									
11/20	W	27-20	L.A. Rams	70,025	Callaway	1	0	1	0	0	0	6	Opponents	80	3563	44.5	40.5	4	36	67	0																									
11/27	L	0-13	at San Francisco	71,275	Lattimore	1	0	0	1	0	0	6																																		
12/5	L	16-17	at Tampa Bay	68,709	Murray	1	1	0	0	0	0	6	PUNT RET.	Ret	FC	Yds	Avg	Long	TD																											
12/16	W	21-18	Atlanta	70,041	T. Smith	1	0	1	0	0	0	6	Shaheed	20	25	13.3	9.7	42	0																											
12/24	W	17-10	at Cleveland	67,431	Trautman	1	0	1	0	0	0	6	Harty	3	7	8	2.7	12	0																											
1/1	W	20-10	at Philadelphia	69,796	Saints	37	12	24	1	33/33	23/31	0	330	Callaway	2	4	25	12.5	21	0																										
1/8	L	7-10	Carolina	70,118	Opponents	36	14	27	5	27/30	32/35	0	345	Landry	2	1	17	8.5	14	0																										
												2-Pt. Conversions: Saints: 3/4, Opponents: 3/6		Saints		27	37	24.3	9.0	42	0																									
												Opponents		26	25	23.2	8.9	23	0																											
TEAM STATISTICS				N.O.	OPP																																									
Total First Downs				305	319	SACKS: Jordan 6.5, Ellis 7.0, D. Davis 6.5, Granderson 5.5, Onyemata 5.0, Street 3.5, J. Gray 2.5, Kpassagnon 2.0, Turner 2.0, Tuttle, 2.0, Harris 1.0, Mathieu 1.0, Roach 1.0, Davenport 0.5																																								
Rushing				103	122	KICKOFF RET. No. Yds Avg Long TD																																								
Passing				181	159	Shaheed 20 25 13.3 9.7 42 0																																								
Penalty				21	38	Harty 6 13 2.7 8.3 0																																								
3rd Down: Made/Att				89/219	97/233	Washington 4 69 17.3 24 0																																								
3rd Down Pct.				40.2	41.6	Hill 3 69 23.0 26 0																																								
4th Down: Made/Att				4/11	8/19	Saints 27 595 22.0 33 0																																								
4th Down Pct.				36.4	42.1	Opponents 23 520 22.6 37 0																																								
POSSESSION AVG.				29:31	30:29	FIELD GOALS 1-19 20-29 30-39 40-49 50+																																								
TOTAL NET YARDS				5874	5352	Lutz 0/0 6/6 9/11 4/8 4/6																																								
Avg. Per Game				333.8	314.8	Saints 0/0 6/6 9/11 4/8 4/6																																								
Total Plays				1015	1076	Opponents 0/0 7/7 8/9 10/11 7/6																																								
Avg. Per Play				5.6	5.0	NET YARDS RUSHING 1982 2218																																								
NET YARDS RUSHING				1982	2218	Hill 96 575 6.0 60t 7																																								
Avg. Per Game				116.6	130.5	Benjamin TM 4 13 3.3 8 0																																								
Total Rushes				465	492	Lutz: (44N, 49G, 51G)(31G)(30B, 48N)(60G, 61N)																																								
NET YARDS PASSING				3692	3134	(56G)(35G, 30G, 37G, 31G)(25G, 45G)(37G, 38N)																																								
Avg. Per Game				217.2	184.4	Shaheed 11 57 5.2 10 1																																								
Sacked/Yards Lost				38/277	48/279	(33G, 37G)(44G)(46G, 25G)(48N)(38G, 21G, 29G)(1)																																								
Gross Yards				3969	3413	(23G)(54G, 20G)(44N, 55B)																																								
Att./Completions				512/338	536/322	Opponents (54G, 50G, 40G, 27G, 63B)(47G, 47G)																																								
Completion Pct.				66.0	60.1	(45G, 48G, 34G)(28G, 36G, 24G, 46G, 47G)(56G,																																								
Had Intercepted				14	7	31G)(52G)(50G, 28G)(1)(32G, 41G)(33G, 39N, 33G,																																								
PUNTS/AVERAGE				77/46.4	80/44.5	48N)(33G, 58G)(24G, 46G)(21G)(28G)(30G)(56G)																																								
NET PUNTING AVG.				41.5	40.5	(42G)																																								
PENALTIES/YARDS				95/841	92/798	2022 NFC SOUTH STANDINGS																																								
FUMBLES/BALL LOST				23/11	18/7	Saints Finish: 3rd Place																																								
TOUCHDOWNS				37	36	<table border="1" style="width: 100%; border-collapse: collapse; font-size: 0.7em;"> <thead> <tr> <th></th> <th>W</th> <th>L</th> <th>T</th> <th>Pct.</th> </tr> </thead> <tbody> <tr> <td>Tampa Bay</td> <td>8</td> <td>9</td> <td>0</td> <td>.471</td> </tr> <tr> <td>Carolina</td> <td>7</td> <td>10</td> <td>0</td> <td>.412</td> </tr> <tr> <td>New Orleans</td> <td>7</td> <td>10</td> <td>0</td> <td>.412</td> </tr> <tr> <td>Atlanta</td> <td>7</td> <td>10</td> <td>0</td> <td>.412</td> </tr> </tbody> </table>																	W	L	T	Pct.	Tampa Bay	8	9	0	.471	Carolina	7	10	0	.412	New Orleans	7	10	0	.412	Atlanta	7	10	0	.412
	W	L	T	Pct.																																										
Tampa Bay	8	9	0	.471																																										
Carolina	7	10	0	.412																																										
New Orleans	7	10	0	.412																																										
Atlanta	7	10	0	.412																																										
Rushing				12	14	RECEIVING No. Yds Avg Long TD																																								
Passing				24	17	Shaheed 28 488 17.4 68t 2																																								
Returns				1	5	Landry 25 272 10.9 40 1																																								
SCORE BY PERIODS				Q1	Q2	Q3	Q4	OT	PTS																																					
Saints				65	90	78	97	0	330																																					
Opponents				64	103	57	121	0	345																																					
										T. Smith 19 278 14.6 48 1																																				
										Trautman 18 207 11.5 22t 1																																				
										Thomas 16 171 10.7 21 3																																				
										Callaway 16 158 9.9 33 1																																				
										Ingram 16 68 4.3 11 0																																				
										Hill 9 77 8.6 30t 2																																				
										D.Johnson 4 47 11.8 21 0																																				
										Prentice 3 9 3.0 4 0																																				
										White 2 74 37.0 64 0																																				
										Kirkwood 2 18 9.0 14 0																																				
										Harty 2 13 6.5 9 0																																				
										Vannett TM 2 13 6.5 8 0																																				
										Jones TM 2 12 6.0 7 0																																				
										Benjamin TM 1 9 9.0 9 0																																				
										Murray TM 1 8 8.0 8 0																																				
										Washington 1 7 7.0 7 1																																				
										Saints 338 3969 11.7 68t 24																																				
										Opponents 322 3413 10.6 78t 17																																				

PASSING	Att	Cmp	Yds	Cmp%	Yds/Att	TD	TD%	Int	Int%	Long	Sack/Lost	Rating
Dalton	378	252	2871	66.7	7.60	18	4.8	9	2.4	64	25/189	95.2
J. Winston	115	73	858	63.5	7.46	4	3.5	5	4.3	51	11/74	79.5
Hill	19	13	240	68.4	12.6	2	10.5	0	0.0	68t	-2/14	146.3
Saints	512	338	3969	66.0	7.7	24	4.7	14	2.7	68t	38/277	93.6
Opponents	536	322	3413	60.1	6.4	17	3.2	7	1.3	78t	48/279	83.8

POSTSEASON GAME SUMMARIES

MINNESOTA VIKINGS 44 SAINTS 10

NFC Wild Card Playoff (Jan. 3, 1988) - Louisiana Superdome (68,127)

The Vikings spoiled the Saints' playoff debut by racing out to a 21-point lead at halftime and never looking back in a NFC Wild Card Playoff game at the Superdome. New Orleans struck first when QB **Bobby Hebert** found WR **Eric Martin** for a ten-yard TD pass early in the first quarter, but the Vikings answered with 24 consecutive points. The Saints scored their final points on a 40-yard FG by K **Morten Andersen** late in the first half. A "Hail Mary" TD pass from QB **Wade Wilson** to WR **Hassan Jones** as the second quarter ended pushed the Vikings lead to 31-10. The Saints were held without a rushing first down in the contest while only moving the chains nine times. Minnesota controlled the ball for over 41 minutes, posting 28 first downs and rushing for 210 yards in the victory.

Minnesota Vikings		10	21	3	10	44
New Orleans Saints		7	3	0	0	10
Team	Q	Time	Play Description (Extra Point) (Drive Info)			V-H
NO	1	13:37	Martin 10 pass from Hebert (Andersen kick) (2-11, 0:44)			0-7
MIN	1	8:01	Nelson 42 FG (4-2, 2:05)			3-7
MIN	1	3:07	Carter 84 punt return (Nelson kick)			
10-7						
MIN	2	11:41	Jordan 5 pass from Wilson (Nelson kick) (10-65, 4:21)			17-7
MIN	2	6:10	Carter 10 pass from Rice (Nelson kick) (7-54, 3:08)			
24-7						
NO	2	3:06	Andersen 40 FG (8-40, 3:04)			24-10
MIN	2	0:00	Jones 44 pass from Wilson (Nelson kick) (3-35, 0:35)			31-10
MIN	3	1:15	Nelson 32 FG (11-68, 3:10)			34-10
MIN	4	7:14	Nelson 19 FG (13-54, 8:27)			37-10
MIN	4	1:46	Dozier 8 run (Nelson kick) (10-60, 4:20)			44-10

	MIN	NO
Total First Downs	28	9
Total Net Yards	417	149
Rushes-Yards	50-210	14-53
Net Yards Passing	207	96
Passing (A-C-I)	30-17-0	31-11-4
Sacked-Yards	6-42	2-8
Punts-Average	3-32	6-44.2
Fumbles-Lost	4-2	0-0
Penalties-Yards Lost	6-64	3-2
Time of Possession	41:18	18:42

RUSHING

MIN: D. Nelson 17-73; Anderson 7-49; Dozier 8-45, 1 TD; Fenney 7-20; Rice 4-10; Kramer 2-5; W. Wilson 2-5; Gannon 3-3
NO: Hilliard 8-39; Mays 3-11; Hebert 2-2; Jordan 1-1

PASSING

MIN: Wilson 20-11-0, 189 yards, 2 TDs; Kramer 9-5-0, 50 yards; Rice 1-1-0, 10 yards, 1 TD
NO: Hebert 19-9-2, 84 yards, 1 TD; Wilson 12-2-2, 20 yards

RECEIVING

MIN: Carter 6-79, 1 TD; D. Nelson 2-56; Lewis 2-27; Jordan 2-17, 1 TD; Rice 2-17; Jones 1-44, 1 TD; Gustafson 1-12; Anderson 1(-3)
NO: Brenner 2-33; Hill 2-15; Hilliard 2-15; Pattison 2-18; Tice 2-13; Martin 1-10, 1 TD

CHICAGO BEARS 16 SAINTS 6

NFC Wild Card Playoff (Jan. 6, 1991) - Soldier Field (60,767)

In a clash between two of the NFL's top defenses, the Bears jumped ahead 10-0 and held off the Saints in a NFC Wild Card Playoff game at Soldier Field. The Bears went up 3-0 on a K **Kevin Butler** 33-yard FG after an interception. Chicago surged ahead by 10 points when QB **Mike Tomczak** connected with TE **James Thornton** on an 18-yard scoring pass. K **Morten Andersen** got the Saints on the scoreboard with a 47-yard FG with 1:38 remaining in the half. An offside call on New Orleans nullified a 61-yard return of a blocked Bears FG attempt in the third quarter. Chicago took advantage on the reprieve, driving to set up a 22-yard field goal to give the Bears a 13-3 advantage midway through the third quarter. The teams traded FGs in the final quarter, with Andersen drilling a 38-yard kick and Butler connecting from 21 yards out to produce the winning margin. Chicago RB **Neal Anderson** rushed 27 times for 102 yards and hauled in four passes for 42 yards as the Bears rolled up 365 total yards to the Saints' 193 yards of offense.

New Orleans Saints		0	3	0	3	6
Chicago Bears		3	7	3	3	16
Team	Q	Time	Play Description (Extra Point) (Drive Info)			V-H
CHI	1	10:06	Butler 19 FG (6-32, 3:22)			0-3
CHI	2	13:08	Thornton 18 pass from Tomczak (Butler kick) (6-62, 4:07)			0-10
NO	2	1:38	Andersen 47 FG (6-18, 2:09)			
3-10						
CHI	3	7:29	Butler 22 FG (16-60, 8:31)			3-13
NO	4	5:52	Andersen 38 FG (14-59, 4:39)			6-13
CHI	4	2:47	Butler 21 FG (9-76, 3:05)			6-16

	NO	CHI
Total First Downs	11	19
Total Net Yards	193	365
Rushes-Yards	18-85	43-189
Net Yards Passing	128	176
Passing (A-C-I)	34-11-3	26-13-0
Sacked-Yards Lost	2-25	2-12
Punts-Average	3-30	2-27.5
Fumbles-Lost	1-0	2-1
Penalties-Yards Lost	2-10	7-57
Time of Possession	22:25	37:35

RUSHING

NO: Fenerty 8-29; Fourcade 2-13; Hilliard 4-13; Heyward 4-10
CHI: Anderson 27-102; Muster 12-71; Green 2-8; Tomczak 2-8

PASSING

NO: Walsh 16-6-1, 74 yards; Fourcade 18-5-2, 79 yards
CHI: Tomczak 25-12-0, 166 yards, 1 TD; Anderson 1-1-0, 22 yards

RECEIVING

NO: Fenerty 4-22; Martin 2-47; Scales 1-31; Tice 1-19; Brenner 1-17; Perriman 1-11; Turner 1-6
CHI: Anderson 4-42; Thornton 2-43, 1 TD; Gentry 2-41; Morris 2-28; Muster 2-21; Davis 1-13

POSTSEASON GAME SUMMARIES

ATLANTA FALCONS 27 SAINTS 20

NFC Wild Card Playoff (Dec. 28, 1991) - Louisiana Superdome (68,794)

Atlanta posted 10 unanswered points in the last 7:43 of the final quarter - including a 61-yard TD grab by WR **Michael Haynes** - to defeat the Saints, 27-20, in a Wild Card clash between division rivals. A TD pass from QB **Bobby Hebert** to WR **Floyd Turner** gave New Orleans a 7-0 advantage and K **Morten Andersen** increased the lead with a 45-yard FG. The Falcons got on the board when QB **Chris Miller** found WR **Andre Rison** for a 24-yard TD pass in the second quarter. K **Norm Johnson's** 44-yard FG with 0:37 left in the first half tied the score, but the Saints responded with a 35-yard FG by Andersen for a 13-10 advantage at halftime. Atlanta surged ahead with a TD early in the third quarter, but the Saints came back with RB **Dalton Hilliard's** one-yard TD plunge. A 36-yard FG by Johnson tied it up, and Haynes' long TD with 2:41 left provided the winning margin. Hebert was intercepted with 1:10 left at the Atlanta 35.

Atlanta Falcons		0	10	7	10	27
New Orleans Saints		7	6	0	7	20
Team	Q	Time	Play Description (Extra Point) (Drive Info)			V-H
NO	1	8:57	Turner 26 pass from Hebert (Andersen kick) (11-78, 6:03)			0-7
NO	2	11:37	Andersen 45 FG (6-24, 3:19)			0-10
ATL	2	5:28	Rison 24 pass from Miller (Johnson kick) (11-80, 6:11)			7-10
ATL	2	0:37	Johnson 44 FG (10-37, 2:13)			10-10
NO	2	0:00	Andersen 35 FG (4-41, 0:37)			10-13
ATL	3	9:59	Haynes 20 pass from Miller (Johnson kick) (9-84, 5:01)			17-13
NO	4	14:10	Hilliard 1 run (Andersen kick) (19-80, 10:49)			17-20
ATL	4	7:43	Johnson 36 FG (11-45, 6:27)			20-20
ATL	4	2:41	Haynes 61 pass from Miller (Johnson kick) (5-80, 1:53)			27-20

	ATL	NO
Total First Downs	20	23
Total Net Yards	334	330
Rushes-Yards	22-79	22-65
Net Yards Passing	255	265
Passing (A-C-I)	30-18-1	44-26-2
Sacked-Yards	5-36	1-8
Punts-Average	1-42	3-54
Fumbles-Lost	3-1	2-1
Penalties-Yards Lost	6-48	5-49
Time of Possession	26:52	33:08

RUSHING	PASSING	RECEIVING
ATL: Rozier 7-35; Pegram 11-26; Miller 4-18 NO: McAfee 14-49; Hebert 1-9; Hilliard 4-5, 1 TD; Jordan 3-2	ATL: Miller 30-18-1, 291 yards, 3 TDs NO: Hebert 44-26-2, 273 yards, 1 TD	ATL: Haynes 6-144, 2 TDs; Pritchard 5-63; Rison 4-56, 1 TD; Thomas 1-19; Pegram 1-5; Dixon 1-4 NO: Martin 7-83; Turner 5-75, 1 TD; Early 5-41; Hilliard 5-33; Carroll 2-23; Tice 1-13; Jordan 1-5

PHILADELPHIA EAGLES 36 SAINTS 20

NFC Wild Card Playoff (Jan. 3, 1993) - Louisiana Superdome (68,893)

The Philadelphia Eagles rallied from a 20-7 deficit to defeat the Saints, 36-20, in an NFC Wild Card Playoff game at the Superdome. The Saints took a 7-0 lead in the first quarter when **Craig Heyward** scored on a one-yard run. The Eagles tied the game on a 57-yard TD pass but the Saints got a 17-7 halftime lead on a **Bobby Hebert** scoring pass and a 35-yard FG by K **Morten Andersen**. Andersen drilled another FG in the third quarter, but Philadelphia pulled to 20-10 on a **Roger Ruzek** 40-yard FG. The Eagles grabbed a 24-20 lead with TDs on their first two possessions of the fourth quarter and Hebert was sacked for a safety by DE **Reggie White**. Ruzek booted a 39-yard FG and CB **Eric Allen** returned an INT for another score in the final minutes.

Philadelphia Eagles		7	0	3	26	36
New Orleans Saints		7	10	3	0	20
Team	Q	Time	Play Description (Extra Point) (Drive Info)			V-H
NO	1	9:20	Heyward 1 run (Andersen kick) (8-73, 5:40)			0-7
PHI	1	3:22	Barnett 57 pass from Cunningham (Ruzek kick) (4-80, 2:15)			7-7
NO	2	8:18	Andersen 35 FG (13-71, 7:07)			7-10
NO	2	4:14	Early 7 pass from Hebert (Andersen kick) (4-53, 2:25)			7-17
NO	3	6:28	Andersen 42 FG (5-44, 3:25)			7-20
PHI	3	1:01	Ruzek 40 FG (9-39, 4:05)			10-20
PHI	4	10:37	Barnett 35 pass from Cunningham (Ruzek kick) (9-64, 4:08)			17-20
PHI	4	6:48	Sherman 6 run (Ruzek kick) (5-26, 3:27)			24-20
PHI	4	5:36	Hebert sacked by White for a safety			26-20
PHI	4	2:36	Ruzek 39 FG (7-40, 3:00)			29-20
PHI	4	2:17	Allen 18 interception return (Ruzek kick)			36-20

	PHI	NO
Total First Downs	19	20
Total Net Yards	349	360
Rushes-Yards	28-136	20-76
Net Yards Passing	213	284
Passing (A-C-I)	35-19-0	39-23-3
Sacked-Yards	1-6	1-7
Punts-Average	5-51.2	3-45.3
Fumbles-Lost	1-1	1-1
Penalties-Yards Lost	4-37	4-35
Time of Possession	31:25	28:35

RUSHING	PASSING	RECEIVING
PHI: Sherman 21-105, 1 TD; Cunningham 2-19; Walker 5-12 NO: Dunbar 4-28; Heyward 10-23, 1 TD; Hebert 3-18; Hilliard 3-7	PHI: Cunningham 35-19-0, 219 yards, 2 TDs NO: Hebert 39-23-3, 291 yards, 1 TD	PHI: Byars 6-37; Barnett 4-102, 2 TDs; Williams 4-36; Sherman 3-29; Green 1-14; Walker 1-1 NO: Early 7-93, 1 TD; Martin 5-64; Dunbar 4-49; Heyward 3-45; Brenner 2-24; Hilliard 1-10; Small 1-6

POSTSEASON GAME SUMMARIES

SAINTS 31 ST. LOUIS RAMS 28

NFC Wild Card Playoff (Dec. 30, 2000) - Louisiana Superdome (64,900)

The Saints earned the first playoff win in franchise history by jumping ahead to an early commanding lead by scoring 31 unanswered points and weathering a late Rams rally at the Superdome. After a Rams TD in the first quarter, the Saints scored on five of their next nine possessions. QB **Aaron Brooks** found WR **Robert Wilson** for a 12-yard TD pass and K **Doug Brien** hit a 33-yard FG for a 10-7 lead. Brooks then connected with WR **Willie Jackson** on TD passes of 10, 49 and 16 yards for a 31-7 lead with 11:57 left. The Rams mounted a comeback as QB **Kurt Warner** threw two TD passes and ran for another TD to pull St. Louis within three points. The Saints were forced to punt with 1:51 remaining, but the return was muffed by WR **Az-Zahir Hakim**. FB **Brian Milne** recovered the loose ball to seal the win. Jackson tied an NFL Playoff record with three TD catches as part of a six-catch, 142-yard day.

St. Louis Rams		7	0	0	21	28
New Orleans Saints		0	10	7	14	31
Team	Q	Time	Play Description (Extra Point) (Drive Info)			V-H
STL	1	5:58	Bruce 17 pass from Warner (Wilkins kick) (11-68, 6:55)			7-0
NO	2	14:56	Wilson 12 pass from Brooks (Brien kick) (11-70, 6:02)			7-7
NO	2	1:30	Brien 33 FG (4-5, 0:51)			7-10
NO	3	8:40	Jackson 10 pass from Brooks (Brien kick) (7-45, 3:23)			7-17
NO	4	13:22	Jackson 49 pass from Brooks (Brien kick) (5-74, 2:55)			7-24
NO	4	11:57	Jackson 16 pass from Brooks (Brien kick) (1-16, 0:05)			7-31
STL	4	9:36	Proehl 17 pass from Warner (run failed) (4-80, 2:21)			
13-31						
STL	4	3:52	Faulk 25 pass from Warner (Wilkins kick) (3-62, 0:48)			20-31
STL	4	2:36	Warner 5 run (Faulk pass from Warner) (5-47, 1:07)			28-31

	STL	NO
Total First Downs	17	17
Total Net Yards	384	301
Rushes-Yards	16-34	32-50
Net Yards Passing	350	251
Passing (A-C-I)	40-24-3	29-16-1
Sacked-Yards	2-7	6-12
Punts-Average	5-43.0	6-41.0
Fumbles-Lost	3-2	4-1
Penalties-Yards Lost	9-60	5-40
Time of Possession	28:29	31:31

RUSHING

STL: Faulk 14-24; Warner 1-5, 1 TD; Watson 1-5
 NO: Brooks 10-26; Allen 16-21; Morton 2-5; Moore 3-1; Jackson 1-(-3)

PASSING

STL: Warner 40-24-3, 365 yards, 3 TDs
 NO: Brooks 29-16-1, 266 yards, 4 TDs

RECEIVING

STL: Bruce 7-127, 1 TD; Faulk 7-99, 1 TD; Proehl 3-46, 1 TD; Williams 3-25; Hakim 2-42; Holt 2-26
 NO: Jackson 6-142, 3 TDs; Wilson 3-41, 1 TD; Reed 3-27; Morton 2-34; A. Glover 1-16; Allen 1-6

MINNESOTA VIKINGS 34 SAINTS 16

NFC Divisional Playoff (Jan. 6, 2001) - Metrodome (63,881)

The Vikings raced out to a 21-point lead on the way to a 34-16 victory in the NFC Divisional Playoff game at the Metrodome. Minnesota QB **Daunte Culpepper** found WR **Randy Moss** for a 53-yard TD pass on the Vikings' opening series. The Saints pulled to 7-3, but Vikings K **Gary Anderson** hit a 24-yard FG and Culpepper connected with WR **Cris Carter** for a 17-yard TD to give Minnesota a 17-3 lead at halftime. The Vikings opened the second half with a 68-yard TD pass from Culpepper to Moss. The Saints added a TD pass from QB **Aaron Brooks** to TE **Dave Stachelski** to pull to 24-10, but the Vikings' Anderson hit a 44-yard FG and RB **Robert Smith** scored on a two-yard run for a 34-10 margin. New Orleans scored the game's final points as Brooks found WR **Willie Jackson** for a 48-yard TD pass with 2:19 left. Saints RB **Chad Morton** caught a then-NFL postseason record-tying 13 passes for 106 yards and Jackson added nine grabs for 125 yards.

New Orleans Saints		3	0	7	6	16
Minnesota Vikings		10	7	10	7	34
Team	Q	Time	Play Description (Extra Point) (Drive Info)			V-H
MIN	1	11:57	Moss 53 pass from Culpepper (Anderson kick) (3-64, 1:20)			0-7
NO	1	7:46	Brien 33 FG (10-65, 4:11)			3-7
MIN	1	1:36	Anderson 24 FG (12-67, 6:10)			3-10
MIN	2	1:29	Carter 17 pass from Culpepper (Anderson kick) (7-73, 3:40)			3-17
MIN	3	13:33	Moss 68 pass from Culpepper (Anderson kick) (3-77, 1:27)			3-24
NO	3	9:33	Stachelski 2 pass from Brooks (Brien kick) (8-83, 4:00)			10-24
MIN	3	4:31	Anderson 44 FG (10-50, 5:02)			10-27
MIN	4	10:46	Smith 2 run (Anderson kick) (8-29, 4:32)			10-34
NO	4	2:19	Jackson 48 pass from Brooks (pass failed) (3-66, 0:58)			16-34

	NO	MIN
Total First Downs	19	16
Total Net Yards	355	469
Rushes-Yards	17-69	32-127
Net Yards Passing	286	302
Passing (A-C-I)	48-30-2	31-17-0
Sacked-Yards	2-9	0-0
Punts-Average	5-30.0	5-45.0
Fumbles-Lost	0-0	1-0
Penalties-Yards Lost	7-40	5-50
Time of Possession	27:49	32:11

RUSHING

NO: Brooks 5-29; Morton 6-25; Williams 6-14; Allen 1-1
 MIN: Smith 25-74, 1 TD; Culpepper 4-51; Morrow 3-2

PASSING

NO: Brooks 48-30-2, 295 yards, 2 TDs
 MIN: Culpepper 31-17-0, 302 yards, 3 TDs

RECEIVING

NO: Morton 13-106; Jackson 9-125, 1 TD; Reed 2-29; Poole 2-12; Wilson 1-14; A. Glover 1-5; Stachelski 1-2, 1 TD
 MIN: Carter 8-120, 1 TD; Moss 2-121, 2 TDs; Smith 2-25; Kleinsasser 2-18; Walters 1-7; Jordan 1-6; McWilliams 1-5

POSTSEASON GAME SUMMARIES

SAINTS 27 PHILADELPHIA EAGLES 24

NFC Divisional Playoff (Jan. 13, 2007) - Louisiana Superdome (70,001)

RB **Deuce McAllister** set a team playoff record with 143 rushing yards, leading the Saints to a come-from-behind victory over Philadelphia in the NFC Divisional Playoffs. McAllister, making his first NFL postseason appearance, rushed for one touchdown and caught another. New Orleans took the early lead after a pair of field goals, but Philadelphia struck on a 75-yard touchdown pass in the second quarter. The Saints responded with a lengthy drive capped by a four-yard TD burst by RB **Reggie Bush**, but the Eagles took a lead into halftime after an 80-yard touchdown drive. Philadelphia RB **Brian Westbrook** shook loose for a 65-yard touchdown run to open the second half, giving the Eagles a 21-13 advantage. But McAllister put the Saints ahead by capping the next two drives with a five-yard scoring run and an 11-yard touchdown reception. Philadelphia added a field goal in the final quarter, but the Saints forced a punt on the Eagles' final possession, and the offense picked up a key first down to run out the clock and preserve the victory.

Philadelphia Eagles		0	14	7	3	24
New Orleans Saints		3	10	14	0	27
Team	Q	Time	Play Description (Extra Point) (Drive Info)			V-H
NO	1	9:24	Carney 33 FG (5-35, 2:05)			0-3
NO	2	14:46	Carney 23 FG (6-59, 1:33)			0-6
PHI	2	13:38	Stallworth 75 pass from Garcia (Akers kick) (3-76, 1:08)			7-6
NO	2	5:19	Bush 4 run (Carney kick) (14-78, 8:19)			7-13
PHI	2	0:50	Westbrook 1 run (Akers kick) (11-80, 4:29)			14-13
PHI	3	13:25	Westbrook 62 run (Akers kick) (3-80, 1:35)			21-13
NO	3	9:36	McAllister 5 run (Carney kick) (7-63, 3:49)			21-20
NO	3	1:05	McAllister 11 pass from Brees (Carney kick) (9-84, 6:21)			21-27
PHI	4	11:08	Akers 24 FG (9-64, 4:57)			24-27

	PHI	NO
Total First Downs	14	27
Total Net Yards	365	435
Rushes-Yards	20-123	37-208
Net Yards Passing	232	227
Passing (A-C-I)	30-15-0	32-20-0
Sacked-Yards	1-8	3-16
Punts-Average	6-38.5	3-40.3
Fumbles-Lost	1-0	2-1
Penalties-Yards Lost	6-39	3-35
Time of Possession	24:36	35:24

RUSHING		PASSING		RECEIVING	
PHI: Westbrook 13-116, 2 TDs; Garcia 4-9; Buckhalter 3 (-2)		PHI: Garcia 30-15-0, 240 yards, 1 TD		PHI: Stallworth 3-100, 1 TD; Brown 3-76; Westbrook 3-5; Smith 2-23; Baskett 1-25; Buckhalter 1-8; Schobel 1-5; Tapeh 1 (-2)	
NO: McAllister 21-143, 1 TD; Bush 12-52, 1 TD; Weatherford 1-15; Brees 3 (-2)		NO: Brees 32-20-0, 243 yards, 1 TD		NO: Colston 5-55; Miller 4-64; McAllister 4-20, 1 TD; Bush 3-22; Henderson 1-35; Campbell 1-23; Owens 1-21; Copper 1-3	

CHICAGO BEARS 39 SAINTS 14

NFC Conference Championship (Jan. 21, 2007) - Soldier Field (61,817)

In the club's first appearance in the NFC Championship Game, after trailing 16-0 the Saints sliced the Bears' lead to two points and were behind by only four early in the fourth quarter, but four turnovers proved too difficult to overcome. A fumble led to Chicago's first field goal late in the first quarter, and another fumble on the ensuing kickoff added another three-pointer for the Bears a few minutes later. Chicago would drive for a field goal in the second quarter to go ahead 9-0 and march for a TD on its next drive to take a 16-0 lead. The Saints would get on the scoreboard when WR **Marques Colston** hauled in a 13-yard touchdown with 51 seconds remaining in the first half. Chicago's lead shrunk to 16-14 when RB **Reggie Bush** scored on an 88-yard TD early in the second half. But QB **Drew Brees** was flagged for intentional grounding in the end zone for a safety later in the third quarter, and the Bears wore down the Saints in the fourth quarter following a pair of New Orleans turnovers and after the Saints failed to convert on two fourth-down attempts.

New Orleans Saints		0	7	7	0	14
Chicago Bears		3	13	2	21	39
Team	Q	Time	Play Description (Extra Point) (Drive Info)			V-H
CHI	1	0:41	Gould 19 FG (11-35, 4:44)			0-3
CHI	2	13:40	Gould 43 FG (4-5, 1:53)			0-6
CHI	2	8:52	Gould 24 FG (8-43, 3:25)			0-9
CHI	2	1:56	Jones 2 run (Gould kick) (8-69, 3:55)			0-16
NO	2	0:46	Colston 13 pass from Brees (Carney kick) (8-73, 1:10)			7-16
NO	3	12:20	Bush 88 pass from Brees (Carney kick) (2-93, 0:53)			14-16
CHI	3	5:27	Penalty on Brees enforced in end zone for a Safety			14-18
CHI	4	14:23	Berrian 33 pass from Grossman (Gould kick) (5-85, 2:24)			14-25
CHI	4	11:37	Benson 12 run (Gould kick) (4-26, 2:04)			14-32
CHI	4	4:19	Jones 15 run (Gould kick) (5-30, 3:02)			14-39

	NO	CHI
Total First Downs	15	18
Total Net Yards	375	340
Rushes-Yards	12-56	46-196
Net Yards Passing	319	144
Passing (A-C-I)	49-27-1	26-11-0
Sacked-Yards	3-35	0-0
Punts-Average	5-38.8	7-47.4
Fumbles-Lost	4-3	1-0
Penalties-Yards Lost	7-47	1-5
Time of Possession	24:45	35:15

RUSHING		PASSING		RECEIVING	
NO: Bush 4-19; McAllister 6-18; Karney 1-11; Brees 1-8		NO: Brees 49-27-1, 354 yards, 2 TDs		NO: Bush 7-132, 1 TD; Colston 5-63, 1 TD; Miller 4-31; Copper 3-29; McAllister 3-27; Henderson 2-57; Campbell 2-6; Karney 1-9	
CHI: Jones 19-123, 2 TDs; Benson 2-60, 1 TD; Davis 1-16, Grossman 2 (-3)		CHI: Grossman 26-11-0, 144 yards, 1 TD		CHI: Berrian 5-85, 1 TD; McKie 3-6; Clark 1-30; Muhammad 1-20; Gilmore 1-13	

POSTSEASON GAME SUMMARIES

SAINTS 45 ARIZONA CARDINALS 14

NFC Divisional Playoff (Jan. 16, 2010) - Louisiana Superdome (70,149)

The Saints punched a ticket to their second NFC Championship appearance in four years by throttling the Cardinals. New Orleans survived a 70-yard rushing score by Arizona on the first play of the game to score three straight first quarter touchdowns, including runs by RBs **Lynell Hamilton** and **Reggie Bush** and a 17-yard TD pass from QB **Drew Brees** to TE **Jeremy Shockey**. After Arizona RB **Beanie Wells** closed the score to 21-14 with a second quarter four-yard TD run, the Saints ran up 24 more unbeatable points, punctuated by an 83-yard punt return for a score by Bush. After giving up the initial touchdown run, the Saints defense only allowed 31 more yards on the ground and forced two turnovers. The Saints controlled the ball for over 36 minutes and rolled up 27 first downs and 418 yards in the win.

Arizona Cardinals		7	7	0	0	14
New Orleans Saints		21	14	10	0	45
Team	Q	Time	Play Description (Extra Point) (Drive Info)			V-H
ARZ	1	14:41	Hightower 70 run (Rackers kick) (1-70, 0:19)			7-0
NO	1	9:17	Hamilton 1 run (Hartley kick) (10-72, 5:24)			7-7
NO	1	7:02	Shockey 17 pass from Brees (Hartley kick) (4-37, 1:58)			7-14
NO	1	2:31	Bush 46 run (Hartley kick) (5-77, 2:54)			7-21
ARZ	2	9:40	Wells 4 run (Rackers kick) (9-80, 5:07)			14-21
NO	2	6:48	Henderson 44 pass from Brees (Hartley kick) (6-83, 2:52)			14-28
NO	2	1:10	Colston 2 pass from Brees (Hartley kick) (8-27, 4:38)			14-35
NO	3	8:26	Hartley 43 FG (6-39, 2:10)			14-38
NO	3	6:42	Bush 83 punt return (Hartley kick)			14-45

	ARZ	NO
Total First Downs	15	27
Total Net Yards	359	418
Rushes-Yards	15-101	34-171
Net Yards Passing	259	247
Passing (A-C-I)	38-24-1	32-23-0
Sacked-Yards	1-8	0-0
Punts-Average	6-43.5	4-42.8
Fumbles-Lost	3-1	0-0
Penalties-Yards Lost	3-22	6-44
Time of Possession	2:33	36:27

RUSHING		PASSING		RECEIVING	
ARZ: Hightower 6-87, 1 TD; Wells 5-7, 1 TD; Stephens-Howling 2-4; Wright 1-3; Warner 1-0		ARZ: Warner 26-17-1, 205 yards; Leinart 10-7-0, 61 yards		ARZ: Doucet 8-68; Fitzgerald 6-77; Breaston 4-52; Hightower 3-27; Urban 2-34; Becht 1-8	
NO: Bush 5-84, 1 TD; P.Thomas 13-52; Hamilton 5-23, 1 TD; Bell 6-11; Meachem 1-4; D.Thomas 1-0; Brees 3-(-3)		NO: Brees 32-23-0, 247 yards, 3 TDs		NO: Colston 6-83, 1 TD; Henderson 4-80, 1 TD; Bush 4-24; P.Thomas 4-18; Shockey 3-36, 1 TD; Moore 2-6	

SAINTS 31 MINNESOTA VIKINGS 28 (OT)

NFC Conference Championship (Jan. 24, 2010) - Louisiana Superdome (71,276)

K Garrett Hartley hit a 40-yard field goal straight through the uprights in overtime to give the Saints a 31-28 victory and the club's first trip to the Super Bowl. The Vikings took an early 7-0 lead on a 19-yard TD run by RB **Adrian Peterson**. The Saints tied the score when QB **Drew Brees** threw a screen to RB **Pierre Thomas**, which he took 38 yards for a TD. The Vikings took the lead back at the end of the first quarter on a five-yard scoring pass from QB **Brett Favre** to WR **Sidney Rice**. New Orleans took their first lead in the third quarter following a nine-yard TD pass from Brees to WR **Devery Henderson** and a nine-yard scoring run by Thomas. Peterson ran for two more touchdowns and CB **Tracy Porter** picked off Favre at the end of the fourth quarter to force overtime. The Saints opened up overtime with possession and scored on the drive.

Minnesota Vikings		14	0	7	7	0	28
New Orleans Saints		7	7	7	7	3	31
Team	Q	Time	Play Description (Extra Point) (Drive Info)			V-H	
MIN	1	9:35	Peterson 19 run (Longwell kick) (10-80, 5:25)			7-0	
NO	1	6:30	P. Thomas 38 pass from Brees (Hartley kick) (7-76, 3:05)			7-7	
MIN	1	2:11	Rice 5 pass from Favre (Longwell kick) (10-73, 4:19)			14-7	
NO	2	10:30	Henderson 9 pass from Brees (Hartley kick) (7-64, 2:51)			14-14	
NO	3	12:56	P. Thomas 9 run (Hartley kick) (4-37, 2:04)			14-21	
MIN	3	7:35	Peterson 1 run (Longwell kick) (9-80, 5:21)			21-21	
NO	4	12:39	Bush 5 pass from Brees (Hartley kick) (3-7, 1:31)			21-28	
MIN	4	4:58	Peterson 2 run (Longwell kick) (7-57, 2:59)			28-28	
NO	OT	10:15	Hartley 40 FG (10-39, 4:45)			28-31	

	MIN	NO
Total First Downs	31	15
Total Net Yards	475	257
Rushes-Yards	36-165	23-68
Net Yards Passing	310	189
Passing (A-C-I)	46-28-2	31-17-0
Sacked-Yards	0-0	1-8
Punts-Average	4-39.0	7-51.3
Fumbles-Lost	6-3	1-1
Penalties-Yards Lost	5-32	9-88
Time of Possession	36:49	27:56

RUSHING		PASSING		RECEIVING	
MIN: Peterson 25-122, 3 TDs; Taylor 6-28; Harvin 4-15; Favre 1-0		MIN: Favre 46-28-2, 310 yards, 1 TD		MIN: Berrian 9-102; Harvin 5-38; Shiancoe 4-83; Rice 4-43, 1 TD; Taylor 3-18; Peterson 2-14; Kleinsasser 1-12	
NO: P. Thomas 14-61, 1 TD; Bush 7-8; Brees 1-0; Hamilton 1-(-1)		NO: Brees 31-17-0, 197 yards, 3 TDs		NO: Henderson 4-39, 1 TD; D. Thomas 3-32; P. Thomas 2-38, 1 TD; Bush 2-33, 1 TD; Colston 2-22; Meachem 2-19; Shockey 1-9; Moore 1-5	

POSTSEASON GAME SUMMARIES

SAINTS 31 INDIANAPOLIS COLTS 17

Super Bowl XLIV (Feb. 7, 2010) - Sun Life Stadium (74,059)

Leading 24-17 and trying to stop the Colts offense, CB Tracy Porter intercepted a QB Peyton Manning pass and raced 74 yards for a touchdown that gave the Saints their first Super Bowl title. The Saints staved off two consecutive Colts drives that gave them an early 10-0 lead and responded with two long field goals by K Garrett Hartley. The Saints started the second half with a surprise inside kick, which was recovered by S Chris Reis and would lead to a 16-yard pass play on a screen from QB Drew Brees to RB Pierre Thomas to take a 13-10 lead. The Colts took the lead back midway through the third quarter on a four-yard run by RB Joseph Addai. New Orleans struck back with their first of 18 unanswered points when Hartley kicked his third field goal, a 47-yarder to put the Saints within one point near the end of the third quarter. The Saints took the lead for good late in the fourth quarter when Brees found TE Jeremy Shockey for a two-yard TD, followed by a two-point conversion on a pass play to WR Lance Moore.

		0	6	10	15	31
New Orleans Saints		0	6	10	15	31
Indianapolis Colts		10	0	7	0	17
Team	Q Time	Play Description (Extra Point) (Drive Info)				V-H
IND	1 7:29	Stover 38 FG (11-53, 5:53)				0-3
IND	1 0:36	Garcon 19 pass from Manning (Stover kick) (11-96, 4:36)				0-10
NO	2 9:34	Hartley 46 FG (11-60, 6:02)				3-10
NO	2 0:00	Hartley 44 FG (5-26, 0:35)				6-10
NO	3 11:41	P. Thomas 16 pass from Brees (Hartley kick) (6-58, 3:19)				13-10
IND	3 6:15	Addai 4 run (Stover kick) (10-76, 5:26)				13-17
NO	3 2:01	Hartley 47 FG (8-37, 4:14)				16-17
NO	4 5:42	Shockey 2 pass from Brees (Brees-Moore pass) (9-59, 4:57)				24-17
NO	4 3:12	Porter 74 interception return (Hartley kick)				31-17

	NO	IND
Total First Downs	20	23
Total Net Yards	332	432
Rushes-Yards	18-51	19-99
Net Yards Passing	281	333
Passing (A-C-I)	39-32-0	45-31-1
Sacked-Yards	1-7	0-0
Punts-Average	2-44.0	2-45.0
Fumbles-Lost	0-0	0-0
Penalties-Yards Lost	3-19	5-45
Time of Possession	30:11	29:49

RUSHING

NO: P. Thomas 9-30; Bush 5-25; Bell 2-4; Brees 1(-); Henderson 1(-)
 IND: Addai 13-77, 1 TD; Brown 4-18; Hart 2-4

PASSING

NO: Brees 39-32-0, 288 yards, 2 TDs
 IND: Manning 45-31-1, 333 yards, 1 TD

RECEIVING

NO: Colston 7-83; Henderson 7-63; P. Thomas 6-55, 1 TD; Bush 4-39; Shockey 3-13, 1 TD; Moore 2-21; Meachem 2-6; D. Thomas 1-9
 IND: Clark 7-86; Addai 7-58; Collie 6-66; Garcon 5-66, 1 TD; Wayne 5-46; Brown 1-11

SEATTLE SEAHAWKS 41 SAINTS 36

NFC Wild Card Playoff (Jan. 8, 2011) - Qwest Field (66,336)

Seattle rebounded from 10-0 and 17-7 first half deficits to eventually stake out a 24-20 halftime lead and defeat the Saints 41-36 to end their season. The Saints got off to a quick 10-0 start on a 26-yard field goal by K Garrett Hartley and a one-yard touchdown pass from QB Drew Brees to FB Heath Evans. The Seahawks would outscore the Saints 24-10 in the rest of the first half, powered by three TD passes by QB Matt Hasselbeck. The Saints got within four points with 9:13 left on a 21-yard field goal by Hartley, but a 67-yard touchdown run by RB Marshawn Lynch gave Seattle an 11-point lead with 3:22 left.

		10	10	0	16	36
New Orleans Saints		10	10	0	16	36
Seattle Seahawks		7	17	10	7	41
Team	Q Time	Play Description (Extra Point) (Drive Info)				V-H
NO	1 11:43	Hartley 26 FG (8-52, 3:17)				3-0
NO	1 6:21	Evans 1 pass from Brees (Hartley kick) (8-35, 4:11)				10-0
SEA	1 3:38	Carlson 11 pass from Hasselbeck (Mare kick) (6-57, 2:43)				10-7
NO	2 13:38	Jones 5 run (Hartley kick) (10-83, 5:00)				17-7
SEA	2 11:00	Carlson 7 pass from Hasselbeck (Mare kick) (5-70, 2:38)				17-14
SEA	2 7:03	Mare 29 FG (4-8, 1:47)				17-17
SEA	2 1:15	Stokley 45 pass from Hasselbeck (Mare kick) (9-76, 3:48)				17-24
NO	2 0:00	Hartley 22 FG (11-77, 1:15)				20-24
SEA	3 11:48	Williams 38 pass from Hasselbeck (Mare kick) (7-79, 3:12)				20-31
SEA	3 5:27	Mare 39 FG (9-33, 4:12)				20-34
NO	4 13:11	Jones 4 run (Hartley kick) (12-87, 4:42)				27-34
NO	4 9:13	Hartley 21 FG (8-53, 3:27)				30-34
SEA	4 3:22	Lynch 67 run (Mare kick) (2-67, 0:58)				30-41
NO	4 1:30	Henderson 6 pass from Brees (run failed) (9-70, 1:52)				36-41

	NO	SEA
Total First Downs	32	19
Total Net Yards	474	416
Rushes-Yards	22-77	24-150
Net Yards Passing	357	265
Passing (A-C-I)	60-39-0	35-22-1
Sacked-Yards	17	2-7
Punts-Average	4-47.8	4-38.8
Fumbles-Lost	2-1	0-0
Penalties-Yards Lost	7-39	6-39
Time of Possession	32:01	27:59

RUSHING

NO: Jones 15-59, 2 TDs; Bush 5-12; Brees 2-6
 SEA: Lynch 19-131, 1 TD; Forsett 4-20; Hasselbeck 1(-)

PASSING

NO: Brees 60-39-0, 404 yards, 2 TDs
 SEA: Hasselbeck 35-22-1, 272 yards, 4 TDs

RECEIVING

NO: Henderson 7-77, 1 TD; Jones 6-61; Bush 5-37; Colston 4-66; Moore 4-49; Thomas 4-38; Evans 4-23, 1 TD; Meachem 3-29; Shockey 2-24
 SEA: Williams 5-68, 1 TD; Obamanu 5-43; Stokley 4-73, 1 TD; Carlson 3-17, 2 TDs; Forsett 2-12; Morrish 1-39; Martin 1-15; Tate 1-5

POSTSEASON GAME SUMMARIES

SAINTS 45 DETROIT LIONS 28

NFC Wild Card Playoff (Jan. 7, 2012) - Mercedes-Benz Superdome (73,038)

The Saints rebounded from a 14-10 halftime deficit and set an NFL postseason single-game record with 626 total net yards to defeat Detroit 45-28 in the NFC Wild Card playoff and advance to the divisional round. After the Lions struck first on a 10-yard TD pass from QB **Matthew Stafford** to TE **Will Heller**, the Saints evened the score on a two-yard TD run by RB **Darren Sproles**. Stafford found WR **Calvin Johnson** for a 13-yard TD midway through the second quarter, but the Saints would score 17 unanswered points through the third quarter to take the lead for good. Overall, the Saints would outscore the Lions 35-14 in the second half, powered by three TD passes by QB **Drew Brees**, Sproles' second rushing score and a one-yard rush for a TD by RB **Pierre Thomas**. Two fourth quarter interceptions by CB **Jabari Greer** stifled Stafford, Johnson and the potent Detroit offense, ending their season.

Detroit Lions		7	7	7	7	28
New Orleans Saints		0	10	14	21	45
Team	Q	Time	Play Description (Extra Point) (Drive Info)			V-H
DET	1	10:58	Heller 10 pass from Stafford (Hanson kick) (8-80, 4:02)			7-0
NO	2	14:01	Sproles 2 run (Kasay kick) (11-89, 5:19)			7-7
DET	2	9:11	Johnson 13 pass from Stafford (Hanson kick) (9-87, 4:50)			14-7
NO	2	0:00	Kasay 24 FG (14-78, 5:03)			14-10
NO	3	13:09	Henderson 41 pass from Brees (Kasay kick) (4-78, 1:51)			14-17
NO	3	4:03	Graham 3 pass from Brees (Kasay kick) (13-92, 6:27)			14-24
DET	3	1:08	Stafford 1 run (Hanson kick) (8-80, 2:55)			21-24
NO	4	9:53	Sproles 17 run (Kasay kick) (14-80, 6:15)			21-31
NO	4	7:29	Meachem 56 pass from Brees (Kasay kick) (4-61, 2:14)			21-38
DET	4	4:40	Johnson 12 pass from Stafford (Hanson kick) (9-79, 2:49)			28-38
NO	4	3:36	Thomas 1 run (Kasay kick) (4-44, 1:04)			28-45

	DET	NO
Total First Downs	22	34
Total Net Yards	412	626
Rushes-Yards	10-32	36-167
Net Yards Passing	380	459
Passing (A-C-I)	43-28-2	43-33-0
Sacked-Yards	0-0	2-7
Punts-Average	3-42.3	0-0.0
Fumbles-Lost	0-0	2-2
Penalties-Yards Lost	7-64	3-18
Time of Possession	22:24	37:36

RUSHING		PASSING		RECEIVING	
DET:	Smith 6-21; Young 1-8; Burleson 1-2; Stafford 2-1, 1 TD	DET:	Stafford 43-28-2, 380 yards, 3 TDs	DET:	Johnson 12-21, 2 TDs; Burleson 4-5; Pettigrew 4-49; Young 4-33; Smith 2-10; Heller 1-10, 1 TD; Scheffler 1-7;
NO:	Thomas 8-66, 1 TD; Sproles 10-51, 2 TDs; Ivory 13-47; Henderson 1-4; Brees 4-(-1)	NO:	Brees 43-33-0, 466 yards, 3 TDs	NO:	Colston 7-120; Graham 7-55, 1 TD; P.Thomas 6-55; Meachem 4-11, 1 TD; Sproles 4-34; Henderson 2-64, 1 TD; Collins 2-20; Arrington 1-7

SAN FRANCISCO 49ERS 36 SAINTS 32

NFC Divisional Playoff (Jan. 14, 2012) - Candlestick Park (69,732)

After trailing by as many as 17 points, New Orleans rebounded to take a 32-29 fourth quarter lead, but a 14-yard TD pass from QB **Alex Smith** to TE **Vernon Davis** with nine seconds left ended the Saints' season at the hands of San Francisco. The 49ers got off to a 17-0 start but a pair of QB **Drew Brees** TD passes dropped the halftime deficit to 17-14. A 49ers field goal was the only scoring of the third quarter and following a 37-yard field goal by San Francisco K **David Akers** midway through the final period, the two clubs would score two touchdowns apiece. RB **Darren Sproles** set a postseason single-game NFL receiving record with 15 grabs for 118 yards with a fourth quarter 44-yard touchdown.

New Orleans Saints		0	14	0	18	32
San Francisco 49ers		14	3	3	16	36
Team	Q	Time	Play Description (Extra Point) (Drive Info)			V-H
SF	1	2:08	V. Davis 49 pass from Alex Smith (Akers kick) (2-54, 0:46)			0-7
SF	1	0:41	Crabtree 4 pass from Alex Smith (Akers kick) (3-4, 0:15)			0-14
SF	2	14:12	Akers 25 FG (4-6, 1:23)			0-17
NO	2	9:32	Graham 14 pass from Brees (Kasay kick) (9-80, 4:40)			7-17
NO	2	4:09	Colston 25 pass from Brees (Kasay kick) (7-66, 3:04)			14-17
SF	3	10:36	Akers 41 FG (4-3, 0:59)			14-20
NO	4	13:08	Kasay 48 FG (9-37, 3:26)			17-20
SF	4	7:36	Akers 37 FG (5-45, 3:02)			17-23
NO	4	4:02	Sproles 44 pass from Brees (Kasay kick) (9-79, 3:34)			24-23
SF	4	2:11	Alex Smith 28 run (run failed) (6-80, 1:51)			24-29
NO	4	1:37	Graham 66 pass from Brees (Brees-Sproles pass) (4-88, 0:34)			32-29
SF	4	0:09	V. Davis 14 pass from Alex Smith (Akers kick) (7-85, 1:28)			32-36

	NO	SF
Total First Downs	26	17
Total Net Yards	472	407
Rushes-Yards	14-37	22-143
Net Yards Passing	435	264
Passing (A-C-I)	63-40-2	42-24-0
Sacked-Yards	3-27	4-35
Punts-Average	5-45.4	8-49.5
Fumbles-Lost	3-3	3-1
Penalties-Yards Lost	0-0	3-33
Time of Possession	31:20	28:40

RUSHING		PASSING		RECEIVING	
NO:	Ivory 9-23; Thomas 1-6; Brees 1-5; Sproles 3-3	NO:	Sproles 63-40-2, 462 yards, 4 TDs	NO:	Sproles 15-118, 1 TD; Colston 9-136, 1 TD; Graham 5-103, 1 TD; Henderson 4-49; Meachem 3-19; Arrington 1-14; Higgins 1-10; Collins 1-8; Thomas 1-4
SF:	Gore 13-89; Alex Smith 1-28, 1 TD; Hunter 6-23; Ginn, 1-3; Dixon 1-0	SF:	Alex Smith 42-24-0, 299 yards, 3 TDs	SF:	V. Davis 7-180, 2 TDs; Gore 7-38; Crabtree 4-25, 1 TD; K. Williams 2-12; Miller 1-16; Hunter 1-13; Ginn 1-11; Peelle 1-4

POSTSEASON GAME SUMMARIES

SAINTS 26 PHILADELPHIA EAGLES 24

NFC Wild Card Playoff (Jan. 4, 2014) - Lincoln Financial Field (69,144)

The Saints walked away with the franchise's first postseason road victory following a 32-yard field goal by **K Shayne Graham** as time expired at Lincoln Financial Field. The Saints took a 3-0 lead in the second quarter when Graham drilled a 36-yard kick. The Eagles took the lead on a 10-yard TD pass but the Saints got within one at the end of the half with a 46-yard Graham kick. In the third quarter, the Saints took a 20-7 lead on a QB **Drew Brees** 24-yard scoring pass to WR **Lance Moore** and a four-yard TD run by RB **Mark Ingram II**. Philadelphia pulled to 20-17 on a one-yard TD run by RB **LeSean McCoy** and a K **Alex Henery** 31-yard FG. The Eagles grabbed a 24-23 lead with a three-yard TD pass from QB **Nick Foles** to TE **Zach Ertz**. Brees led the Saints on a 10-play, 34-yard drive for the game-winning field goal.

New Orleans Saints	0	6	14	6	26
Philadelphia Eagles	0	7	7	10	24
Team	Q	Time	Play Description (Extra Point) (Drive Info)		V-H
NO	2	8:37	S. Graham 36 FG (11-43, 5:45)		3-0
PHI	2	1:48	Cooper 10 pass from Foles (Henery kick) (6-44, 2:24)		3-7
NO	2	0:00	S. Graham 46 FG (8-47, 1:48)		6-7
NO	3	10:08	Moore 24 pass from Brees (S. Graham kick) (6-53, 3:34)		13-7
NO	3	3:54	Ingram 4 run (S. Graham kick) (8-66, 4:52)		20-7
PHI	3	0:32	McCoy 1 run (Henery kick) (7-65, 3:22)		20-14
PHI	4	11:14	Henery 31 FG (7-28, 2:59)		20-17
NO	4	8:04	S. Graham 35 FG (7-58, 3:10)		23-17
PHI	4	4:54	Ertz 3 pass from Foles (Henery kick) (8-77, 3:10)		23-24
NO	4	0:00	S. Graham 32 FG (10-34, 4:54)		26-24

	NO	PHI
Total First Downs	26	17
Total Net Yards	434	256
Rushes-Yards	36-185	22-90
Net Yards Passing	249	176
Passing (A-C-I)	30-20-2	33-23-0
Sacked-Yards	2-1	2-19
Punts-Average	3-35.0	5-48.8
Fumbles-Lost	0-0	0-0
Penalties-Yards Lost	7-85	4-38
Time of Possession	34:53	25:07

RUSHING		PASSING		RECEIVING	
NO:	Ingram 18-97, 1 TD; Robinson 8-45; Sproles 4-29; Brees 1-13; Stills 1-1	NO:	Brees 30-20-2, 250 yards, 1 TD	NO:	Sproles 4-31; J. Graham 3-44; Stills 3-35; Ingram 3-17; Moore 2-31, 1 TD; Colston 2-16; Meachem 1-40; Watson 1-27, Hill 1-9
PHI:	McCoy 21-77, 1 TD	PHI:	Foles 33-23-0, 195 yards, 2 TDs	PHI:	Cooper 6-68, 1 TD; Avant 5-21; McCoy 4-15; Jackson 3-53; Ertz 3-22, 1 TD; Celek 2-16

SEATTLE SEAHAWKS 23 SAINTS 15

NFC Divisional Playoff (Jan. 11, 2014) - CenturyLink Field (63,388)

Held scoreless until a fourth quarter rally, New Orleans was unable to overcome a 16-0 halftime deficit to the Seahawks, who put an end to their playoff run. After New Orleans was forced into a three-and-out on the game's opening drive, Seattle took advantage of a 16-yard punt by P **Thomas Morstead** in windy conditions to set up a 38-yard field goal by K **Steve Hauschka**. Hauschka drilled another FG in the first quarter and Seattle increased their lead to 16-0 in the second quarter on a 15-yard TD run by RB **Marshawn Lynch** and a 26-yard FG. Following a scoreless third quarter, The Saints trimmed the deficit to 16-8 at the start of the fourth quarter on a one-yard TD run by RB **Khiry Robinson** followed by a two-point conversion by RB **Mark Ingram**. Late in the fourth quarter, a missed field goal attempt by New Orleans gave Seattle favorable field position and Lynch ran in a 31-yard TD. QB **Drew Brees** connected on a nine-yard TD with WR **Marques Colston** with 26 seconds left, but time ran out on the rally after the Saints recovered the onside kick.

New Orleans Saints	0	0	0	15	15
Seattle Seahawks	6	10	0	7	23
Team	Q	Time	Play Description (Extra Point) (Drive Info)		V-H
SEA	1	10:19	Hauschka 38 FG (6-20, 3:20)		0-3
SEA	1	0:37	Hauschka 49 FG (9-34, 4:26)		0-6
SEA	2	14:17	Lynch 15 run (Hauschka kick) (2-24, 0:34)		0-13
SEA	2	1:18	Hauschka 26 FG (12-63, 4:44)		0-16
NO	4	13:11	Robinson 1 run (Ingram run) (9-74, 4:27)		8-16
SEA	4	2:40	Lynch 31 run (Hauschka kick) (4-62, 1:11)		8-23
NO	4	0:26	Colston 9 pass from Brees (S. Graham kick) (9-80, 2:14)		15-23

	NO	SEA
Total First Downs	25	13
Total Net Yards	404	277
Rushes-Yards	26-108	35-174
Net Yards Passing	296	103
Passing (A-C-I)	43-24-0	18-9-0
Sacked-Yards	1-8	3-0
Punts-Average	4-38.8	6-36.7
Fumbles-Lost	2-1	0-0
Penalties-Yards Lost	8-69	6-52
Time of Possession	30:30	29:30

RUSHING		PASSING		RECEIVING	
NO:	Robinson 13-57, 1 TD; Ingram 10-49; Sproles 3-2	NO:	Brees 43-24-0, 304 yards, 1 TD	NO:	Colston 11-139, 1 TD; Sproles 5-32; Meachem 2-69; Moore 2-20; Hill 1-23; Robinson 1-13; J. Graham 1-8; Watson 1-0
SEA:	Lynch 28-140, 2 TDs; Wilson 3-16; Turbin 3-9; Harvin 1-9	SEA:	Wilson 18-9-0, 103 yards	SEA:	Harvin 3-21; Baldwin 2-30; Kearse 1-25; Tate 1-13; Miller 1-11; Lynch 1-3

POSTSEASON GAME SUMMARIES

SAINTS 31 CAROLINA PANTHERS 26

NFC Wild Card Playoff (Jan. 7, 2018) - Mercedes-Benz Superdome (73,186)

In the team's first playoff game in New Orleans since the 2011 season, the Saints jumped out to a 21-6 second quarter lead before holding on for the 31-26 Wild Card victory. After both teams failed to score on their first two possessions, QB **Drew Brees** completed an 80-yard TD pass to WR **Ted Ginn Jr.** In between two Panthers field goals, the Saints extended the lead to 21-6 on a nine-yard TD pass to TE **Josh Hill** and a one-yard TD run by FB **Zach Line**, but the Panthers got within 12 at the end of the half with a 58-yard K **Graham Gano** field goal. In the third quarter, the clubs traded field goals. Carolina pulled to 24-19 on a 14-yard TD pass from QB **Cam Newton** to TE **Greg Olsen**. But Brees led the Saints on a five-play, 62-yard drive with a two-yard TD run by RB **Alvin Kamara**. Behind 31-26, Panthers S **Mike Adams** picked off Brees with 1:51 left, but a sack by S **Vonn Bell** on fourth and 23 sealed the win.

Carolina Panthers		0	9	3	14	26
New Orleans Saints		7	14	3	7	31
Team	Q	Time	Play Description (Extra Point) (Drive Info)			V-H
NO	1	1:46	Ginn 80 pass from Brees (Lutz kick) (2-80, 0:18)			0-7
CAR	2	14:12	Gano 27 FG (6-66, 2:34)			3-7
NO	2	9:04	J. Hill 9 pass from Brees (Lutz kick) (9-75, 5:08)			3-14
CAR	2	2:47	Gano 39 FG (12-54, 6:17)			6-14
NO	2	0:43	Line 1 run (Lutz kick) (8-75, 2:04)			6-21
CAR	2	0:00	Gano 58 FG (5-35, 0:43)			9-21
CAR	3	10:58	Gano 29 FG (9-64, 4:02)			12-21
NO	3	6:05	Lutz 57 FG (10-36, 4:53)			12-24
CAR	4	12:47	Olsen 14 pass from Newton (Gano kick) (8-68, 3:45)			19-24
NO	4	5:08	Kamara 2 run (Lutz kick) (5-62, 3:02)			19-31
CAR	4	4:09	McCaffrey 56 pass from Newton (Gano kick) (3-75, 0:59)			26-31

	CAR	NO
Total First Downs	24	21
Total Net Yards	413	410
Rushes-Yards	26-107	22-41
Net Yards Passing	306	369
Passing (A-C-I)	41-24-0	33-23-1
Sacked-Yards	4-43	1-7
Punts-Average	3-48.3	4-45.8
Fumbles-Lost	1-0	1-0
Penalties-Yards Lost	2-18	7-96
Time of Possession	33:49	26:11

RUSHING

CAR: Stewart 11-51; Newton 8-37; McCaffrey 6-16; Whittaker 1-3
 NO: Kamara 10-23, 1 TD; Ingram 9-22; Line 1-1, 1 TD; Brees 1-(-1); Lewis 1-(-4)

PASSING

CAR: Newton 40-24-0, 349 yards, 2 TDs; Anderson 1-0-0, 0 yards
 NO: Brees 33-23-1, 376 yards, 2 TDs

RECEIVING

CAR: Olsen 8-107, 1 TD; McCaffrey 6-101, 1 TD; Funchess 4-79; Clay 3-32; Bersin 2-27; Dickson 1-3;
 NO: Thomas 8-131; Ginn 4-115, 1 TD; Coleman 4-44; J. Hill 3-49, 1 TD; Ingram 1-13; Kamara 1-10; Snead 1-7; Line 1-7

MINNESOTA VIKINGS 29 SAINTS 24

NFC Divisional Playoff (Jan. 14, 2018) - U.S. Bank Stadium (66,612)

The Saints' resurgent season ended at U.S. Bank Stadium, as Vikings WR **Stefon Diggs** scored on a 61-yard reception from QB **Case Keenum** as time expired. The play ended an inspired effort by New Orleans who rebounded from a 17-0 halftime deficit to take a 24-23 lead on a 43-yard field goal by **K Wil Lutz**. Minnesota increased their lead to 17-0 in the second quarter on a one-yard rushing TD by RB **Latavius Murray**. The Saints charged back on two touchdown receptions by WR **Michael Thomas**. A 49-yard field goal by Vikings K **Kai Forbath** was answered by a 14-yard touchdown pass from QB **Drew Brees** to RB **Alvin Kamara** to give New Orleans a 21-20 lead with 3:01 left. The clubs traded field goals, but the late catch-and-run extinguished New Orleans' hopes.

New Orleans Saints		0	0	7	17	24
Minnesota Vikings		10	7	0	7	29
Team	Q	Time	Play Description (Extra Point) (Drive Info)			V-H
MIN	1	9:45	McKinnon 14 run (Forbath kick) (8-55, 4:15)			0-7
MIN	1	4:42	Forbath 20 FG (7-79, 2:27)			0-10
MIN	2	9:58	Murray 1 run (Forbath kick) (12-58, 6:08)			0-17
NO	3	1:18	Thomas 14 pass from Brees (Lutz kick) (12-80, 6:40)			7-17
NO	4	13:09	Thomas 3 pass from Brees (Lutz kick) (6-30, 3:00)			14-17
NO	4	10:12	Forbath 49 FG (7-44, 2:57)			14-20
NO	4	3:01	Kamara 14 pass from Brees (Lutz kick) (4-40, 2:20)			21-20
MIN	4	1:29	Forbath 53 FG (9-40, 1:32)			21-23
NO	4	0:25	Lutz 43 FG (11-50, 1:04)			24-23
MIN	4	0:00	Diggs 61 pass from Keenum (run failed) (4-75, 0:25)			24-29

	NO	MIN
Total First Downs	23	24
Total Net Yards	358	403
Rushes-Yards	24-80	29-95
Net Yards Passing	278	308
Passing (A-C-I)	41-25-2	40-25-1
Sacked-Yards	2-16	2-10
Punts-Average	4-48.0	4-31.8
Fumbles-Lost	1-0	0-0
Penalties-Yards Lost	7-97	4-30
Time of Possession	26:43	33:17

RUSHING

NO: Kamara 11-43; Ingram 10-25; Ginn 1-11; Brees 2-1
 MIN: Murray 19-50, 1 TD; McKinnon 8-34, 1 TD; Ham 1-7; Keenum 1-4

PASSING

NO: Brees 40-25-2, 294 yards, 3 TD; Snead 1-0-0, 0 yards
 MIN: Keenum 40-25-1, 318 yards, 1 TD

RECEIVING

NO: Ginn 8-72; Thomas 7-85, 2 TDs; Kamara 4-62, 1 TD; J. Hill 3-54; Snead 2-18; Ingram 1-3
 MIN: Diggs 6-137, 1 TD; Thielen 6-74; Rudolph 5-28; Wright 3-56; McKinnon 3-6; Murray 2-17

POSTSEASON GAME SUMMARIES

SAINTS 20 PHILADELPHIA EAGLES 14

NFC Divisional Playoff (Jan. 13, 2019) - Mercedes-Benz Superdome (73,027)

Facing a defending Super Bowl champion in the postseason for the first time since 2000, the Saints knocked off the early rust of a 14-0 first quarter deficit to score 20 unanswered points for the remaining scoring in the contest. On the first play from scrimmage, a long pass attempt by QB **Drew Brees** intended for WR **Ted Ginn Jr.** was intercepted by Eagles CB **Cre'Veon LeBlanc**. Philadelphia QB **Nick Foles** then engineered a seven-play, 76-yard drive that ended with a 37-yard TD pass to WR **Jordan Matthews**. Philadelphia and New Orleans then traded touchdowns and K **Will Lutz** drilled a 45-yard field goal with six seconds left in the first half to put the Saints within four points. In the third quarter, New Orleans pulled to a 17-14 lead on a two-yard TD pass from Brees to WR **Michael Thomas** on an 18-play, 92-yard drive. Behind 20-14, Foles brought the Eagles close to scoring territory late in the fourth quarter, but CB **Marshon Lattimore's** second interception sealed the win.

Philadelphia Eagles	14	0	0	0	14
New Orleans Saints	0	10	7	3	20
Team	Q	Time	Play Description (Extra Point) (Drive Info)		V-H
PHI	1	10:41	Matthews 37 pass from Brees (Elliott kick) (10-75, 5:14)		7-0
PHI	1	4:37	Foles 1 run (Elliott kick) (10-75, 5:14)		14-0
NO	2	7:23	Kirkwood 2 pass from Brees (Lutz kick) (12-79, 6:12)		14-7
NO	2	0:06	Lutz 45 FG (7-67, 1:12)		14-10
NO	3	1:40	Thomas 2 pass from Brees (Lutz kick) (18-92, 11:29)		14-17
NO	4	10:28	Lutz 39 FG (8-62, 3:31)		14-20

Total First Downs	PHI	NO
Total Net Yards	250	420
Rushes-Yards	16-49	31-137
Net Yards Passing	201	283
Passing (A-C-I)	31-29-2	39-29-1
Sacked-Yards	0-0	2-18
Punts-Average	5-48.2	3-44.7
Fumbles-Lost	0-0	2-0
Penalties-Yards Lost	4-30	11-84
Time of Possession	22:10	37:50

RUSHING

PHI: Smallwood 10-33; Agholor 1-12; Sproles 3-4; Foles 2-0, 1 TD
 NO: Kamara 16-71; Ingram 9-53; T. Hill 2-8; Smith 1-5; Washington 3-0

PASSING

PHI: Foles 31-18-2, 201 yards, 1 TD
 NO: Brees 38-28-1, 301 yards, 2 TDs

RECEIVING

PHI: Jeffrey 5-63; Ertz 5-50; Sproles 3-21; Tate 2-18; Matthews 1-37, 1 TD; Agholor 1-6, Smallwood 1-6;
 NO: Thomas 12-171, 1 TD; Kamara 4-35; Ginn 3-44; J. Hill 3-7; Ingram 2-9; Kirkwood 2-8, 1 TD; Smith 1-15; Watson 1-12

LOS ANGELES RAMS 26 SAINTS 23 (OT)

NFC Conference Championship (Jan. 20, 2019) - Mercedes-Benz Superdome (73,028)

The Saints' season ended in overtime, as Rams K **Greg Zuerlein** booted a 57-yard field goal. The Saints led most of the game, including a 13-0 second quarter lead, but New Orleans was only able to come away with field goals on their first two red zone trips, including one spurred by a **Demario Davis** interception. The Rams inched back to a three-point deficit late in the second quarter on a 36-yard field goal and a six-yard rushing TD by RB **Todd Gurley**. The Saints charged back on a two-yard TD reception by QB **Taysom Hill** midway through the third quarter and a 20-10 lead. This was answered by a one-yard TD connection from Rams QB **Jared Goff** to TE **Tyler Higbee** and a 24-yard Rams field goal to tie. After a controversial play with no penalty assessed, New Orleans settled for a field goal with 1:41 on the clock, where the Rams tied the score to send the contest to overtime.

Los Angeles Rams	10	7	6	3	26	
New Orleans Saints	13	0	7	3	0	23
Team	Q	Time	Play Description (Extra Point) (Drive Info)		V-H	
NO	1	10:04	Lutz 37 FG (11-56, 4:56)		0-3	
NO	1	7:06	Lutz 29 FG (4-6, 1:29)		0-6	
NO	1	1:35	Griffin 5 pass from Brees (Lutz kick) (8-68, 3:51)		0-13	
LAR	2	9:45	Zuerlein 36 FG (7-81, 1:29)		3-13	
LAR	2	0:23	Gurley 6 run (Zuerlein kick) (10-75, 5:18)		10-13	
NO	3	8:34	T. Hill 2 pass from Brees (Lutz kick) (12-71, 5:31)		10-20	
LAR	3	3:06	Higbee 1 pass from Goff (Zuerlein kick) (10-75, 5:28)		17-20	
LAR	4	5:03	Zuerlein 24 FG (9-85, 5:52)		20-20	
NO	4	1:41	Lutz 31 FG (9-57, 3:22)		20-23	
LAR	4	0:15	Zuerlein 48 FG (9-45, 1:26)		23-23	
LAR	OT	11:43	Zuerlein 57 FG (5-15, 2:12)		26-23	

Total First Downs	LAR	NO
Total Net Yards	378	290
Rushes-Yards	26-77	21-48
Net Yards Passing	301	242
Passing (A-C-I)	41-25-1	41-26-1
Sacked-Yards	1-8	2-7
Punts-Average	4-45.8	4-42.8
Fumbles-Lost	1-0	2-0
Penalties-Yards Lost	7-64	3-20
Time of Possession	32:36	30:41

RUSHING

LAR: Anderson 16-44; Reynolds 1-16; Gurley 4-10, 1 TD; Goff 3-10; Woods 2-(-3)
 NO: Ingram 9-31; Kamara 8-15; Line 1-4; T. Hill 1-0; Brees 2-(-2)

PASSING

LAR: Goff 40-25-1, 297 yards, 1 TD; Hekker 1-1-0, 12 yards
 NO: Brees 40-26-1, 249 yards, 2 TDs; T. Hill 1-0-0, 0 yards

RECEIVING

LAR: Cooks 7-107; Woods 6-33; Reynolds 4-74; Higbee 4-25, 1 TD; Everett 2-50; Shields 1-12, Anderson 1-5, Gurley 1-3
 NO: Kamara 11-96; Thomas 4-36; Ginn 3-58; Griffin 2-12; J. Hill 1-24; Smith 1-10; Carr 1-5; T. Hill 1-2, 1 TD

POSTSEASON GAME SUMMARIES

MINNESOTA VIKINGS 26 SAINTS 20 (OT)

NFC Wild Card Playoff (Jan. 5, 2020) - Mercedes-Benz Superdome (73,038)

In a game that came down to the final play, the Saints fell short to the Minnesota Vikings, 26-20 in overtime. On the third play from scrimmage, CB **Janoris Jenkins** forced a fumble recovered by S **Vonn Bell** to set up a 29-yard K **Wil Lutz** field goal. Later in the first quarter, Vikings K **Dan Bailey** booted a 43-yard FG. However on New Orleans' second drive of the second quarter, QB **Taysom Hill** completed a pass to WR **Deonte Harris** for a 50-yard gain, setting up a four-yard rushing TD by RB **Alvin Kamara**. Vikings RB **Dalvin Cook** put the Vikings up 20-10 with rushing TDs in the second and third quarter, but Hill caught a 20-yard TD from QB **Drew Brees** early in the fourth quarter and Lutz drilled a 49-yard field goal near the end of regulation. But Minnesota took the playoff win in overtime on a four-yard TD connection between QB **Kirk Cousins** and TE **Kyle Rudolph**.

Minnesota Vikings	3	10	7	0	6	26
New Orleans Saints	3	7	0	10	0	20
Team	Q	Time	Play Description (Extra Point) (Drive Info)			V-H
NO	1	9:52	Lutz 29 FG (8-26, 4:19)			0-3
MIN	1	4:05	Bailey 43 FG (11-50, 5:47)			3-3
NO	2	9:18	Kamara 4 run (Lutz kick) (4-70, 2:12)			3-10
MIN	2	2:54	Bailey 21 FG (13-72, 6:24)			6-10
MIN	2	0:23	Cook 5 run (Bailey kick) (7-45, 1:40)			13-10
MIN	3	3:23	Cook 1 run (Bailey kick) (8-64, 3:37)			20-10
NO	4	10:31	T. Hill 20 pass from Brees (Lutz kick) (8-85, 4:22)			20-17
NO	4	0:02	Lutz 49 FG (7-39, 1:53)			20-20
MIN	OT	10:40	Rudolph 4 pass from Cousins (9-75, 4:20)			26-20

	MIN	NO
Total First Downs	22	19
Total Net Yards	362	324
Rushes-Yards	40-136	17-97
Net Yards Passing	226	227
Passing (A-C-I)	319-0	34-271
Sacked-Yards	3-16	3-31
Punts-Average	6-49.7	5-45.8
Fumbles-Lost	1-1	1-1
Penalties-Yards Lost	4-26	6-52
Time of Possession	36:56	27:24

RUSHING		PASSING		RECEIVING	
MIN: Cook 28-94, 2 TDs; Mattison 5-20; Abdullah 1-9; Diggs 2-8; Thielen 1-3; Ham 1-3; Cousins 2 (-1)	MIN: Cousins 31-19-0, 201 yards, 1 TD	MIN: Thielen 7-129; Rudolph 4-31, 1 TD; Cook 3-36; Diggs 2-19; Johnson 2-17; Mattison 1-10			
NO: T. Hill 4-50; Kamara 7-21, 1 TD; Murray 5-21; Brees 1-5	NO: Brees 33-26-1, 208 yards, 1 TD	NO: Kamara 8-34; Thomas 7-70; Cook 5-54; T. Hill 2-25, 1 TD; J. Hill 2-3; Harris 1-50; Ginn 1-18; Murray 1-4			

SAINTS 21 CHICAGO BEARS 9

NFC Wild Card Playoff (Jan. 10, 2021) - Mercedes-Benz Superdome (3,000)

Drew Brees threw a pair of touchdown passes to WR **Michael Thomas** and RB **Latavius Murray** and the Saints defense held the Bears to only nine points and 239 total net yards, the lowest opponent totals in the team's playoff history. The Saints led 7-3 entering the third quarter, when after forcing a punt and consumed 7:29, while driving to the Bears eight-yard line. After **Murray** rushed for two yards, **Brees** then found the running back on a six-yard touchdown to give New Orleans a 14-3 lead. After forcing a three-and-out, **Brees** engineered a 15-play, 64-yard drive that took 8:51 and ended with a three-yard rushing TD by RB **Alvin Kamara**. The Saints then forced another three-and-out and drove to the one-yard line on the next drive, where a fourth-and-one **Brees** dive did not reach the end zone with 2:19 left in the fourth quarter. Although Bears QB **Mitchell Trubisky** connected on an 19-yard touchdown to TE **Jimmy Graham** as time expired, the gritty effort would be enough for New Orleans to advance to the divisional round.

Chicago Bears	0	3	0	6	9	
New Orleans Saints	7	0	7	7	21	
Team	Q	Time	Play Description (Extra Point) (Drive Info)			V-H
NO	1	5:09	Thomas 11 pass from Brees (Lutz kick) (8-55, 4:17)			0-7
CHI	2	8:06	Santos 36 FG (6-6, 3:24)			3-7
NO	3	4:08	Murray 6 pass from Brees (Lutz kick) (12-85, 7:29)			3-14
NO	4	8:50	Kamara 3 run (Lutz kick) (15-64, 8:51)			3-21
CHI	4	0:00	Graham 19 pass from Trubisky (11-99, 2:19)			9-21

	CHI	NO
Total First Downs	11	27
Total Net Yards	239	385
Rushes-Yards	19-48	35-123
Net Yards Passing	191	262
Passing (A-C-I)	2919-0	39-29-0
Sacked-Yards	1-8	1-3
Punts-Average	7-40.1	3-35.3
Fumbles-Lost	0-0	2-1
Penalties-Yards Lost	9-50	4-20
Time of Possession	21:02	38:58

RUSHING		PASSING		RECEIVING	
CHI: Montgomery 12-31; Trubisky 3-10; Carter 1-3; Miller 1-2; Patterson 1-2; Nail 1-0	CHI: Trubisky 29-19-0, 199 yards, 1 TD	CHI: Robinson 6-55; Carter 3-17; Kmet 3-16; Ridley 2-36; Graham 2-25, 1 TD; Miller 1-22; Wims 1-28			
NO: Kamara 24-99, 1 TD; T. Hill 4-15; Murray 4-9; Brees 3-2; Harris 1 (-2)	NO: Brees 39-28-0, 265 yards, 2 TDs	NO: Harris 7-83; Thomas 5-73, 1 TD; Cook 4-40; Kamara 2-17; Burton 2-15; Murray 2-11, 1 TD; T. Hill 2-5; Sanders 2-3; Humphrey 1-14; Trautman 1-4			

POSTSEASON GAME SUMMARIES

TAMPA BAY BUCCANEERS 30 SAINTS 20

NFC Divisional Playoff (Jan. 17, 2021) - Mercedes-Benz Superdome (3,750)

The Tampa Bay Buccaneers used big plays on defense to advance to the NFC Championship game with a 30-20 victory at the New Orleans Saints. With 4:30 left in the third quarter, Buccaneers S **Antoine Winfield Jr.** stripped the ball from Saints TE **Jared Cook** and it was recovered by LB **Devin White** at the New Orleans 40-yard line. Five plays later, Buccaneers RB **Leonard Fournette** tied the score 20-20 on a six-yard touchdown pass from Tampa Bay QB **Tom Brady**. The Buccaneers then took control of the game forcing a New Orleans punt and Tampa Bay K **Ryan Succop** booting a 36-yard field goal for a 23-20 lead. On the next series, White picked off Brees at the New Orleans 48-yard line and returned it 28 yards to the Saints 20. Brady then capped off a four-play, 20-yard drive that ended with a one-yard rushing touchdown to put Tampa Bay up 30-20 with 4:57 remaining.

Tampa Bay Buccaneers	0	13	7	10	30
New Orleans Saints	6	7	7	0	20
Team	Q	Time	Play Description (Extra Point) (Drive Info)		V-H
NO	1	11:30	Lutz 23 FG (6-16, 1:48)		0-3
NO	1	4:39	Lutz 42 FG (12-46, 5:07)		0-6
TB	2	12:57	Succop 26 FG (15-67, 6:42)		3-6
TB	2	11:16	Evans 3 pass from Brady (Succop kick) (1-3, 0:04)		10-6
NO	2	8:08	Smith 56 pass from Winston (Lutz kick) (6-75, 3:08)		10-13
TB	2	0:00	Succop 37 FG (13-63, 2:28)		13-13
NO	3	9:43	Smith 16 pass from Brees (Lutz kick) (10-75, 5:17)		13-20
TB	3	2:22	Fournette 6 pass from Brady (Succop kick) (5-40, 2:08)		20-20
TB	4	9:52	Succop 36 FG (11-61, 5:52)		23-20
TB	4	4:57	Brady 1 run (Succop kick) (4-20, 2:11)		30-20

	TB	NO
Total First Downs	20	20
Total Net Yards	316	294
Rushes-Yards	35-127	25-104
Net Yards Passing	189	190
Passing (A-C-I)	33-19-0	35-20-3
Sacked-Yards	1-10	0-0
Punts-Average	4-45.8	2-47.0
Fumbles-Lost	1-0	1-1
Penalties-Yards Lost	7-62	5-34
Time of Possession	31:31	28:29

RUSHING

TB: Fournette 17-63; Jones 13-62; Brady 5-2, 1 TD
NO: Kamara 18-85; Montgomery 4-14; Brees 2-3; Washington 1-2

PASSING

TB: Brady 33-18-0, 199 yards, 2 TDs
NO: Brees 34-19-3, 134 yards, 1 TD; Winston 1-1-0, 56 yards, 1 TD

RECEIVING

TB: Fournette 5-44, 1 TD; Brate 4-50; Godwin 4-34; Miller 1-29; Johnson 1-15; Gronkowski 1-14; Brown 1-10, Evans 1-3, 1 TD.
NO: Sanders 6-48; Cook 5-28; Smith 3-65, 2 TDs; Kamara 3-20; Montgomery 1-13; Harris 1(-1); J. Hill 1(-3)

ALL-TIME ROSTER

COACHES

Abramowicz, Danny — Xavier (Ohio).....	1997-99	Hobby, Marion — Clemson.....	2006-07
Alexander, Hubbard — Tennessee State.....	2000-03	Hodges, Michael — Texas A&M.....	2017-
Allen, Dennis — Texas A&M.....	2006-10, 2015-	Holman, Rodney — Tulane.....	1998-99
Amadee, Lynn — Louisiana State.....	1973	Hostler, Jim — Indiana (Pa.).....	2001-02
April, Bobby — Nicholls State.....	1996-99	Hughes, Ed — Tulsa.....	1978-80
Arians, Bruce — Virginia Tech.....	1996	Ingalls, Bret — Wichita State.....	2009-15
Atkins, Dave — Texas El-Paso.....	1996, 2000-04	Jackson, Harold — Jackson State.....	1997-99
Bailey, Adam — Louisville.....	2005-09	Jackson, Rickey — Pittsburgh.....	1998-99
Bakar, Joe — Princeton.....	2000-04	James, Ned — New Mexico State.....	1998-99
Banta, Bradford — Southern California.....	2017-18	Janocko, Andrew — Pittsburgh.....	2024-
Barnes, Billy Ray — Wake Forest.....	1969-70,75	Johnson, Bill — Northwestern (La.) State.....	2009-16
Barone, Clancy — Sacramento State.....	2023-	Johnson, Curtis — Idaho.....	2006-11, 16-21
Beake, Chip — South Carolina.....	2001-05	Jones, Travis — Georgia.....	2008-12
Beake, John — Trenton State.....	1976-77	Kennan, Larry — LaVerne.....	1995
Beard, Ed — Tennessee.....	1978-80	Khayat, Ed — Tulane.....	1967-70
Benton, John — Colorado State.....	2024-	Kiffin, Monte — Nebraska.....	1995
Bicknell, Bob — Boston College.....	2022-23	Knott, Ty — Oregon Tech.....	2003-05
Biles, Ed — Miami (Ohio).....	1969-70	Kotite, Rich — Wagner.....	1977
Bonamego, John — Central Michigan.....	2006-07, 2011	Kromer, Aaron — Miami (Ohio).....	2008-12
Boudreau, Paul — Boston College.....	1997-99	Kubiak, Clint — Colorado State.....	2024-
Brady, Joe — William & Mary.....	2017-18	Kuharich, Lary — Boston College.....	1998-99
Brown, Greg — Texas El-Paso.....	2002-05	Kwan, Stan — San Diego State.....	2013-16
Buchanan, Buck — Grambling State.....	1976-77	Langsdorf, Danny — Linfield College.....	2002-04
Bunting, John — North Carolina.....	2000	Ledbetter, Bob — Mississippi Industrial.....	1974-75
Burns, Kodi — Auburn.....	2022-23	Levra, John — Pittsburg State (Kan.).....	1981-85
Campbell, Dan — Texas A&M.....	2016-20	Lewis, Greg — Illinois.....	2015
Campbell, Whitey — Miami (Fla.).....	1976-80	Lombardi, Joe — Air Force.....	2007-13, 16-20
Capers, Dom — Mount Union.....	1986-91	Mainord, Carlos — McMurray J.C.....	1999
Carberry, Kevin — Ohio.....	2023	Mallory, Mike — Michigan.....	2008-12
Carmichael, Pete — Boston College.....	2006-23	Malone, Terry — Holy Cross.....	2006-14
Champion, Jim — Mississippi State.....	1971-72	Marciano, Joe — Temple.....	1986-95
Cignetti, Frank Jr. — Indiana (Pa.).....	2000-01	Marcus, Evan — Ithaca.....	2000-02
Clancy, Sam — Pittsburgh.....	2000-03	Marrone, Doug — Syracuse.....	2006-08, 2022-23
Clements, Tom — Notre Dame.....	1997-99	Martinez, Michael — Dordt.....	2023-
Corey, Walt — Miami.....	1997-99	Matuszak, Marv — Tulsa.....	1971-73
Cummings, Bob — Vanderbilt.....	1973-75	Mauck, Carl — Southern Illinois.....	1982-85
Curry, Ronald — North Carolina.....	2016-23	Mayeaux, Glenn — New Orleans.....	1996
Curtis, Andre — VMI.....	2012-14	McCarthy, Mike — Baker (Kan.).....	2000-04
Dalrymple, Dan — Miami (Ohio).....	2006-21	McGhee, DeNarius — Montana State.....	2024-
Davidson, Jeff — Ohio State.....	1996	McGriff, Wesley — Savannah State.....	2013-15
Del Rio, Jack — Southern California.....	1997-98	McHan, Lamar — Arkansas.....	1974-75, 78-84
Dannison, Rick — Colorado State.....	2024-	McMahon, Greg — Eastern Illinois.....	2006-16
DeVan, Kyle — Oregon State.....	2015	Meyers, Bill — Stanford.....	1999
Dickson, George — Notre Dame.....	1967-68	Miscigna, John — Dickinson College.....	2003
Dotka, Mike — Pittsburgh.....	1997-99	Mitchell, Jason — Rutgers.....	2014-16
Doyle, Declan — Iowa.....	2019-22	Moore, Sterling — Southern Methodist.....	2021-22
Ecklund, Brad — Oregon.....	1968-70	Moore, Tom — Iowa.....	1997
Ellard, Henry — Fresno State.....	2012-14	Mora, Jim E. — Occidental.....	1986-96
Erkenbeck, Jim — San Diego State.....	1986	Mora, Jim L. — Washington.....	1992-96
Evans, Jahri — Bloomsburg.....	2023-	Morton, John — Western Michigan.....	2006, 2015-16
Everest, Al — Southern Methodist.....	2000-05	Moss, Winston — Miami (Fla.).....	2000-05
Everest, Andy — Texas-El Paso.....	1981-85	Myers, Chip — Northwestern Oklahoma State.....	1994
Fangio, Vic — East Stroudsburg.....	1986-94	Neal, Dan — Kentucky.....	1997-99
Faulkner, Jack — Miami (Ohio).....	1967-69	Neu, Mike — Ball State.....	2014-15
Fears, Tom — UCLA.....	1967-70	Nicolau, Nick — Southern Connecticut.....	1980
Flajole, Ken — Pacific Lutheran.....	2012	Nielsen, Ryan — Southern California.....	2017-22
Foster, Derrick — Southwest Baptist (Mo.).....	2024-	Nolan, Dick — Maryland.....	1977-80
Franklin, Chet — Utah.....	1978-79	Nolan, Mike — Oregon.....	2017-19
Galiano, Phil — Shippensburg University.....	2019-	North, John — Vanderbilt.....	1973-75
Garrett, Jim — Utah State.....	1976-77	Nugent, Brendan — Catholic University of America.....	2015-21
Garrett, Judd — Princeton.....	1997-99	Nunnely, Wayne — Nevada-Las Vegas.....	1995-96
Gibbs, Gary — Oklahoma.....	2006-08	O'Dea, Kevin — Lock Haven.....	2016-18
Giordano, Matt — California.....	2023-	Oden, Tony — Baldwin-Wallace.....	2006-11
Giunta, Peter — Northeastern.....	2016	Orgeron, Ed — Northwestern (La.) State.....	2008
Glenn, Aaron — Texas A&M.....	2016-20	Pagano, John — Mesa State (Colo.).....	1996-97
Glick, Fred — Colorado State.....	1980	Palmieri, Jerry — Montclair State.....	2003
Grantham, Todd — Virginia Tech.....	2023-	Palcic, Bob — Dayton.....	2000-05
Gristick, Adam — Eastern Illinois.....	2023-	Paternostro, Russell — San Diego State.....	1981-96
Gullickson, Rock — Moorhead (Minn.) State.....	2000-05	Paul, Markus — Syracuse.....	1998-99
Haslett, Jim — Indiana (Pa.).....	1995-96, 2000-05	Payton, Sean — Eastern Illinois.....	2006-21
Hatley, Mark — Oklahoma State.....	1985	Pease, John — Utah.....	1986-95, 2004-05
Hayes, Tom — Iowa.....	2006-07	Petry, Kevin — Louisiana State.....	2017-
Hefferle, Ernie — Duquesne.....	1975	Petty, Phil — Missouri.....	2000
Heinrich, Don — Washington.....	1969-70	Phillips, Jim (Red) — Auburn.....	1973-75
Henry, Jack — Indiana (Pa.).....	2000-05	Phillips, D.A. (Bum) — Stephen F. Austin.....	1981-85
Henshaw, George — West Virginia.....	2006-07	Phillips, Wade — Houston.....	1981-85
Hewgley, Wimp — Wyoming.....	1974-75	Pratt, Tom — Miami.....	1978-80
Hill, Bob — Jackson State.....	1978-79	Pyne, Jim — Virginia Tech.....	2005
Hill, King — Rice.....	1981-85	Riecke, Lou — Louisiana State.....	1980

ALL-TIME ROSTER

Richard, Kris — Southern California.....	2021-22
Richardson, Harold — Southern Methodist.....	1981-85
Riley, Mike — Alabama.....	2002
Rizzi, Darren — Rhode Island.....	2019-
Roberts, J.D. — Oklahoma.....	1967-68, 71-73
Robertson, Marcus — Iowa State.....	2023-
Robinson, Cory — Central Connecticut.....	2020-22
Robinson, Jimmy — Georgia Tech.....	2004-05
Robinson, Willy — Fresno State.....	2005
Roland, Johnny — Missouri.....	2005
Roushar, Dan — Northern Illinois.....	2013-22
Roy, Alvin — Louisiana State.....	1976-77
Royer, Jim — Navy.....	1970-72
Rutigliano, Sam — Tulsa.....	1976-77
Ryan, Rob — Southwestern Oklahoma State.....	2013-15
Schonert, Turk — Stanford.....	2005
Schwartz, Deuce — Union.....	2017-18
Shaw, Bob — Ohio State.....	1967-68
Shaw, Willie — New Mexico.....	1997
Sheppard, Mike — California Lutheran.....	2002-05
Sheridan, Carter — Florida A&M.....	2009-14
Shipp, Ken — Middle Tennessee State.....	1971-72
Shively, Doug — Kentucky.....	1974-76
Sidwell, Steve — Colorado.....	1986-94
Skipper, Jim — Whittier.....	1986-95
Smith, Carl — Cal Poly-San Luis Obispo.....	1986-96
Smith, Jerry — Wisconsin.....	1969-70
Smith, Frank — Miami (Ohio).....	2010-14
Smith, Mark — North Carolina State.....	2004
Spagnuolo, Steve — Springfield.....	2012
Spencer, Joe — Oklahoma State.....	1981-85
Stanfel, Dick — San Francisco.....	1976-80, 97-98

Strief, Zach — Northwestern.....	2021-22
Stram, Hank — Purdue.....	1976-77
Tate, Charlie — Florida.....	1971
Thomas, Joel — Idaho.....	2015-23
Torrence, Leigh — Stanford.....	2016-19
Trimble, Steve — Maryland.....	1995
Ungaro, Marcus — Washington State.....	2012-16
Van Zandt, Lance — Lamar.....	1981-84
Venturi, Rick — Northwestern.....	1996-2005
Vitt, Joe — Towson State.....	2006-16
Walters, Steve — Arkansas.....	1986-96
Warren, Frank — Auburn.....	1995
Westhoff, Mike — Wichita State.....	2017-18
White, Dixie — Texas Tech.....	1973
Whitehead, Bud — Florida State.....	1971-75
Wiggin, Paul — Stanford.....	1978-79
Wilhoite, Michael — Washburn.....	2019-20
Willis, James — Auburn.....	2015-16
Williams, D.J. — Grambling State.....	2019-23
Williams, Gregg — Northeast Missouri State.....	2009-11
Williams, Keith — San Diego State.....	2024-
Withers, Everett — Appalachian State.....	1994
Woick, Mike — Boston College.....	1997-99
Wood, Dick — Auburn.....	1976-77
Woods, Joe — Illinois State.....	2023-
Woodford, Mike — Arizona.....	2001
Yarallian, Zaven — Nebraska.....	1997-99
Young, Brian — Texas El-Paso.....	2009-
Young, John Paul — Texas-El Paso.....	1981-85
Yowarsky, Walt — Kentucky.....	1967-68
Zapalac, Willie — Texas A&M.....	1981-85
Zook, Ron — Miami (Ohio).....	2000-01

PLAYERS

Players who have spent at least one regular season or postseason game on the active roster.

A

24	Abram, Johnathan (S) — Mississippi State.....	2023-
42	Abdul-Quddus, Iea (S) — Fordham.....	2011-13
46	Abramowicz, Danny (WR) — Xavier (Ohio).....	1967-73
53	Absher, Dick (LB) — Maryland.....	1969-71
69	Ackerman, Tom (C/G) — Eastern Washington.....	1996-2001
40	Adams, Michael (DB) — Arkansas State.....	1987-88
52	Adams, Montravius (DT) — Auburn.....	2021
61	Adams, Sam (G) — Prairie View A&M.....	1981
64	Adams, Scott (G) — Georgia.....	1994
27	Adams, Vashone (S) — Eastern Michigan.....	1997
24	Adkins, Margene (WR) — Wichita State.....	1972
29	Adebo, Paulson (CB) — Stanford.....	2021-
50,54	Aleaga, Ink (LB) — Washington.....	1997-99
5, 58	Alexander, Kwon — Louisiana State.....	2020-21
69	Alexander, P.J. (T) — Syracuse.....	2003
30	Alexander, Vincent (FB) — Southern Mississippi.....	1987
65	Alleman, Andy (G) — Akron.....	2007
21	Allen, Eric (CB) — Arizona State.....	1995-97
66	Allen, Jack (DL) — Michigan State.....	2016
50	Allen, James (LB) — Oregon State.....	2002-05
99	Allen, Kendrick (DT) — Louisiana State.....	2003
80	Allen, RaShaun (TE) — Southern.....	2015
20	Allen, Terry (RB) — Clemson.....	2000
54	Alonso, Kiko (LB) — Oregon.....	2019
86	Alphin, Gerald (WR) — Kansas State.....	1990-91
0	Amadi, Ugo (DB) — Oregon.....	2023-
43,33	Ambrose, Ashley (CB) — Mississippi Valley St.....	1999, 2003-04
40	Amaya, Jonathon (S) — Nevada.....	2011
7	Andersen, Morten (K) — Michigan State.....	1982-84
71	Anderson, Dick (T) — Ohio State.....	1967
77	Anderson, Gary (G) — Stanford.....	1978
42	Anderson, James (LB) — Virginia Tech.....	2015
81	Anderson, Jesse (TE) — Mississippi State.....	1993
68	Andrews, Josh (G/C) — Oregon State.....	2022
56	Andrus, Sheldon (DT) — Nicholls State.....	1986-87
50, 58	Anthony, Stephone (LB) — Clemson.....	2015-17, 2019
22	Anthony, Tyrone (RB) — North Carolina.....	1984-85
47	Anzalone, Alex (LB) — Florida.....	2017-20
25	Apple, Eli (CB) — Ohio State.....	2018-19
40	Armah, Alex (FB) — West Georgia.....	2021
60	Archibald, Ban (T) — Brigham Young.....	2005
72	Armstead, Terron (T) — Arkansas-Pine Bluff.....	2013-21
50	Armstrong, Ray-Ray (LB) — Miami (Fla.).....	2019

85	Arnold, Dan (TE) — Wisconsin-Platteville.....	2018-19
53	Arnoux, Stanley (LB) — Wake Forest.....	2010
87	Arrington, Adrian (WR) — Michigan.....	2009-11
49	Asiudu, K.C. (LB) — Central Oklahoma.....	2010
99	Askson, Bert (TE) — Texas Southern.....	1973
45	Athas, Pete (S) — Tennessee.....	1976
81	Atkins, Doug (DE) — Tennessee.....	1967-69
28	Atkins, Gene (S) — Florida A&M.....	1987-93
47	Austin, Cliff (RB) — Clemson.....	1983
92	Ayodele, Remi (DT) — Oklahoma.....	2009-10

B

78	Backes, Tom (G) — Oklahoma.....	1993
29	Bademosi, Johnson (CB) — Stanford.....	2019
27	Baker, Edwin (RB) — Michigan State.....	2014
80	Baker, Kawaan (WR) — South Alabama.....	2021
86	Baker, Melvin (WR) — Michigan.....	1975
38	Baker, Tony (RB) — Iowa State.....	1968-71
36	Ball, Marcus (S) — Memphis.....	2014
37, 31	Banjo, Chris (S) — Southern Methodist.....	2016-18
0	Banks, Gordon (WR) — Stanford.....	1980-81
24	Barclay, Chris (RB) — Wake Forest.....	2007
36	Barnes, Darian (FB) — Hampton.....	2008
51	Barnes, Derrick (LB) — Virginia.....	1997
69	Barnes, Khalif (DL) — Washington.....	2016
0	Barnes, Tavaris (DE) — Clemson.....	2015
10,6	Barnhardt, Tommy (P) — North Carolina.....	1987, 89-94, 99
80	Barnwell, Malcolm (WR) — Virginia Union.....	1985
97	Barrington, Sam (LB) — South Florida.....	2016
32	Barrington, Tom (RB) — Ohio State.....	1967-70
89	Bass, Don (TE) — Houston.....	1982
24	Bates, Mario (RB) — Arizona State.....	1994-97
63	Baumgartner, Steve (DE) — Purdue.....	1973-77
53	Baun, Zack (LB) — Wisconsin.....	2020-23
85	Beasley, John (TE) — California.....	1973-74
19,89	Bech, Brett (WR) — Louisiana State.....	1996-99
67	Becton, Nick (T) — Virginia Tech.....	2014
34	Bell, Carlos (TE) — Houston.....	1971
20	Bell, Jolique (RB) — Wayne State.....	2011
40,21	Bell, Mike (RB) — Arizona.....	2008-09
48, 24	Bell, Vonn (S) — Ohio State.....	2016-19
20	Bellamy, Jay (S) — Rutgers.....	2001-07
40	Bender, Wes (FB) — Southern California.....	1997
65	Benenoch, Caleb (G/T) — UCLA.....	2021

ALL-TIME ROSTER

31	Benjamin, Eric (RB) — Arizona State.....	2022	17	Camarillo, Greg (WR) — Stanford.....	2012
7	Benjamin, Guy (QB) — Stanford.....	1980	35	Campbell, Earl (RB) — Texas.....	1984-85
63	Bennett, Barry (DE) — Concordia (Minn.).....	1978-81	73	Campbell, Joe (DE) — Maryland.....	1977-80
91	Bennett, Monte (DT) — Kansas State.....	1981	80	Campbell, Mark (TE) — Michigan.....	2006-08
83,86	Benson, Cliff (TE) — Purdue.....	1987-88	59	Campan, James (C/G) — Tulane.....	1987-88
65	Bentley, LeCharles (G/C) — Ohio State.....	2002-05	4	Canfield, Sean (QB) — Oregon State.....	2010-11
17	Berger, Mitch (P) — Colorado.....	2003-05	35	Canty, Chris (CB) — Kansas State.....	2000
46	Betts, Ladell (RB) — Iowa.....	2010	51	Capone, Warren (LB) — Louisiana State.....	1976
47	Beverly, Dwight (RB) — Illinois.....	1987	3	Carney, John (K) — Notre Dame.....	2001-06, 2009-10
59	Biegel, Vince (LB) — Wisconsin.....	2018	77	Carpenter, James (G) — Alabama.....	2021
99	Bighill, Adam (LB) — Central Washington.....	2017	80	Carr, Austin (WR) — Northwestern.....	2017-20
18	Blake, Jeff (DB) — East Carolina.....	2000-01	40	Carr, Chris (CB) — Boise State.....	2013
10	Blanchard, Cary (K) — Oklahoma State.....	1992	3	Carr, Derek (QB) — Fresno State.....	2023
16	Blanchard, Tom (P) — Oregon.....	1974-78	65	Carr, Tom (DE) — Morgan State.....	1968
76	Board, Dwaine (DE) — North Carolina A&T.....	1998	74	Carroll, Herman (WR) — Mississippi State.....	1994
57	Bockwoldt, Colby (LB) — Brigham Young.....	2004-05	55	Carroll, Travis (LB) — Florida.....	2002-03
77	Boeke, Jim (T) — Heidelberg.....	1968	80	Carroll, Wesley (WR) — Miami (Fla.).....	1991-92
16	Book, Ian (QB) — Notre Dame.....	2021	21	Carter, Dale (CB) — Tennessee.....	2002-03
23	Booker, Fred (CB) — Louisiana State.....	2005	65	Carter, David (C) — Western Kentucky.....	1984-85
56	Bordano, Chris (LB) — Southern Methodist.....	1998-99	32	Carter, Ki-Jana (RB) — Penn State.....	2003-04
50	Bordelon, Ken (LB) — Louisiana State.....	1976-77, 79-82	41	Carter, Tim (CB) — Tulane.....	2001
25	Bosarge, Wade (DB) — Tulsa.....	1977	37	Carter, Tony (CB) — Florida State.....	2015
6	Bortess, Blake (QB) — Central Florida.....	2021	52	Casillas, Jonathan (LB) — Wisconsin.....	2009, 2011-12
86	Botkin, Kirk (TE) — Arkansas.....	1994-95	23	Cassady, Craig (DB) — Ohio State.....	1977
4	Bouman, Todd (QB) — St. Cloud State.....	2003-05	86	Caster, Rich (TE) — Jackson State.....	1981
5	Bowden Jr., Lynn (WR) — Kentucky.....	2023	51	Chambers, Rusty (LB) — Tulane.....	1975-76
77	Boyarisky, Jerry (DT) — Pittsburgh.....	1981	89	Chandler, Wes (WR) — Florida.....	1978-81
21	Boyd, Greg (S) — Arizona.....	1974	24	Chapman, Clarence (CB) — Eastern Michigan.....	1976-80
36	Boykin, Greg (RB) — Northwestern.....	1977	89	Chapman, Gil (WR) — Michigan.....	1975
69	Boykin, McKinley (DT) — Mississippi.....	2007	97	Charleston, Jeff (DE) — Idaho State.....	2008-11
35	Brown, Jamaal (RB) — Colgate.....	2006-07	92	Chase, Martin (DT) — Oklahoma.....	2000-02
95	Brannon, Robert (DE) — Arkansas.....	1987	33	Chatman, Jesse (RB) — Eastern Washington.....	2005
40	Breaux, Delvin (CB) — None.....	2015-16	37, 30	Cherry, Ja'Rod (DB) — California.....	1996-99
9	Brees, Drew (QB) — Purdue.....	2006-2020	85	Childs, Henry (TE) — Kansas State.....	1974-80
85	Brenner, Hoby (TE) — Southern California.....	1981-93	51	Childs, Ron (LB) — Washington State.....	1995
90	Brense, Bryan (DT) — Clemson.....	2023-13	13	Cipa, Larry (QB) — Michigan.....	1974-75
82	Brewer, Johnny (LB) — Mississippi.....	1968-70	71	Ciency, Kendrick (DT) — Mississippi.....	2007-09
5	Bridgewater, Teddy (QB) — Louisville.....	2018-19	64	Clapp, Will (G/C) — Louisiana State.....	2018-21
10	Brien, Doug (K) — California.....	1995-2000	75	Clark, Bruce (DE) — Penn State.....	1982-88
67	Brock, Stan (T) — Colorado.....	1980-82	54	Clark, Danny (LB) — Illinois.....	2006, 10
90	Bromley, Jay (DT) — Syracuse.....	2018	78	Clark, Kelvin (G) — Nebraska.....	1982-85
91	Bronson, Josiah (DT) — Washington.....	2021	89	Clark, Robert (WR) — North Carolina Central.....	1987-88
2	Brooks, Aaron (QB) — Virginia.....	2000-05	29	Clark, Vinnie (CB) — Ohio State.....	1994
99	Broughton, Willie (DT) — Miami (Fla.).....	1995-96	51, 50	Clarke, Phil (LB) — Pittsburgh.....	1999-2001
96	Brown, Alex (DE) — Florida.....	2010	42	Clay, Willie (S) — Georgia Tech.....	1999
36	Brown, Bob (TE) — Alcorn State.....	1972-73	85	Clelland, Cameron (TE) — Washington.....	1998-99, 2001
71	Brown, Charles (T) — Southern California.....	2010-13	56	Clemons, Charlie (LB) — Georgia.....	2000-02
22	Brown, Charlie (RB) — Missouri.....	1967-68	15	Cobbs Jr., Simmie (WR) — Indiana.....	2018
24,21,20	Brown, Derek (RB) — Nebraska.....	1993-96	66	Cody, Bill (LB) — Auburn.....	1967-70
35	Brown, Fakhir (CB) — Grambling State.....	2002-05	4	Cofer, Mike (K) — North Carolina State.....	1987
70	Brown, Jammal (T) — Oklahoma.....	2005-09	8	Colchico, Dan (DE) — San Jose State.....	1969
90	Brown, Malcom (DT) — Texas.....	2019-20	16	Coleman, Brandon (WR) — Rutgers.....	2014-17
27	Brown, Ray (S) — West Texas A&M.....	1978-80	55	Coleman, Don (LB) — Michigan.....	1974-75
39	Browner, Brandon (CB) — Oregon State.....	2015	29	Coleman, Kurt (S) — Ohio State.....	2018
11	Brunell, Mark (QB) — Washington.....	2008-09	45	Collins, Jed (FB) — Washington State.....	2011-13
92	Bryant, Tony (DE) — Florida State.....	2003-05	13	Collins, Kerry (DB) — Penn State.....	1998
16	Buck, Mike (QB) — Maine.....	1990-93	43	Collins, Larry (RB) — Texas A&M-Kingsville.....	1980
26	Buck, Vince (DB) — Central State (Ohio).....	1990-95	59	Colman, Wayne (LB) — Temple.....	1969-74, 76
29	Bullocks, Josh (S) — Nebraska.....	2005-08	12	Colston, Marques (WR) — Hofstra.....	2006-15
77	Bunkley, Brodrick (DT/NT) — Florida State.....	2012-14	66	Commiskey, Chuck (G) — Mississippi.....	1986-88
36	Burchfield, Don (TE) — Ball State.....	1971	83	Connell, Albert (WR) — Texas A&M.....	2001
83	Burke, Vern (TE) — Oregon State.....	1967	43	Connelly, Ryan (LB) — Wisconsin.....	2023
55	Burkett, Jackie (LB) — Auburn.....	1967-70	58	Conner, Darion (LB) — Jackson State.....	1994
11	Burns, Ed (QB) — Nebraska.....	1978-80	70	Cortz, Bill (T) — Penn State.....	1986-88
16	Burriss, Bo (S) — Houston.....	1967-69	85	Corwell, Ernie (TE) — Washington.....	2003-06
0	Burrough, Ken (WR) — Texas Southern.....	1970	87	Cook, Jared (TE) — South Carolina.....	2019-20
80	Burton, Larry (WR) — Purdue.....	1975-77	41	Cook, Toi (CB) — Stanford.....	1987-93
39, 28	Burton, Michael (FB) — Rutgers.....	2020	10	Cooks, Brandin (WR) — Oregon State.....	2014-16
25	Bush, Rafael (S) — South Carolina State.....	2012-15, 2017	57	Coombs, Larry (C) — Idaho.....	1980
25	Bush, Reggie (RB) — Southern California.....	2006-10	97	Cooper, Josh (DE) — Mississippi.....	2006-07
74	Bushrod, Jermon (T) — Towson.....	2007-12, 2018	71	Cooper, Richard (T) — Tennessee.....	1990-95
5	Bussey, Nate (LB) — Illinois.....	2011	8	Copper, Terrance (WR) — East Carolina.....	2006-08
38	Butler, Bill (RB) — Kansas State.....	1972-74	79	Cordileone, Lou (DT) — Clemson.....	1967-68
3	Butler, Skip (K) — Texas-Arlington.....	1971	44	Cordill, Ole (P) — Memphis.....	1969
45	Byrd, Israel (CB) — Utah State.....	1993-95	47	Cortez, Bruce (CB) — Parsons.....	1967
31	Byrd, Jairus (S) — Oregon.....	2014-18	37	Cota, Chad (S) — Oregon.....	1998
			39	Covington, John (S) — Notre Dame.....	1995
			51	Cox, Bryan (LB) — Western Illinois.....	2002
			21	Craft, Jason (CB) — Colorado State.....	2004-08
			75	Crangle, Mike (DE) — Tennessee-Martin.....	1972
			32	Craver, Aaron (RB) — San Diego State.....	1998-99
			43	Craver, Keyuo (CB) — Nebraska.....	2002-03
			46, 20, 25	Crawley, Ken (CB) — Colorado.....	2016-21

C

ALL-TIME ROSTER

55	Creech, Bob (LB) — TCU.....	1973
44	Crist, Chuck (S) — Penn State.....	1975-77
51	Croom, Sylvester (C) — Alabama.....	1975
51	Crosby, Ron (LB) — Penn State.....	1978
4	Cundiff, Billy (K) — Drake.....	2006
60	Cunningham, Carl (LB) — Houston.....	1971
15	Cuzzo, Gary (QB) — Virginia.....	1967

D

14	Dalton, Andy (QB) — TCU.....	2022
69	Dalton, Oakley (DT) — Jackson State.....	1977
10	Daniel, Chase (QB) — Missouri.....	2009-12, 2017
11	Danzlter, Cameron (DB) — Mississippi State.....	2023
92	Davenport, Marcus (DE) — UTA.....	2018-22
42	David, Jason (CB) — Washington State.....	2007-08
76	Davidson, Jeff (T) — Ohio State.....	1994
20	Davis, A.J. (CB) — Jacksonville State.....	2012
30	Davis, Akeem (S) — Memphis.....	2015
15	Davis, Bob (QB) — Virginia.....	1973
86	Davis, Dave (WR) — Tennessee State.....	1974
56	Davis, Demario (LB) — Arkansas State.....	2018-
36	Davis, Dick (RB) — Nebraska.....	1970
53	Davis, Don (LB) — Kansas.....	1996-98
73	Davis, Isaac (G) — Arkansas.....	1997
63	Davis, Norman (G) — Grambling State.....	1969
35	Davis, Ted (LB) — Georgia Tech.....	1967-69
52	Davis, Todd (ILB) — Sacramento State.....	2014
95	Davis, Travis (DT) — Michigan State.....	1990
47	Davis, Travis (S) — Notre Dame.....	1995
28	Davis, Troy (RB) — Iowa State.....	1997-99
65	Davis, Wyatt (DL) — Ohio State.....	2022
95	Davison, Tyler (DT) — Fresno State.....	2015-18
86	Dawkins, Sean (WR) — California.....	1998
81	Dawsey, Lawrence (WR) — Florida State.....	1999
26, 80	Dawsey, Stacey (WR) — Indiana.....	1987
55	Dawson, Keyunta (DLB) — Texas Tech.....	2013
95	Deaderick, Brandon (NT/DE) — Alabama.....	2014
47	DeForest, Joe (LB) — Louisiana-Lafayette.....	1987
55	DeGrenier, Jack (RB) — Texas-Arlington.....	1974
60	de la Puente, Brian (C) — California.....	2011-13
50	Del Rio, Jack (LB) — Southern California.....	1985-86
9, 12	Delhomme, Jake (QB) — Louisiana-Lafayette.....	1998-2002
39	Deloatch, Curtis (CB) — North Carolina A&T.....	2006
19	Dempsey, Tom (K) — Palomar (Calif.) College.....	1969-70
87	DeRamus, Lee (WR) — Wisconsin.....	1995-96
32	DeRatt, Jim (DB) — North Carolina.....	1975
79	Derby, Glenn (T) — Wisconsin.....	1989-90
51	Didion, John (LB/C) — Oregon State.....	1971-74
80	Dinkins, Darnell (TE) — Pittsburgh.....	2009
20	Dixon, Brian (CB) — Northwest Missouri State.....	2014-16
56	Dixon, Ernest (LB) — South Carolina.....	1994-97
95	Dixon, Ronnie (DT) — Cincinnati.....	1993
66	Dobler, Conrad (G) — Wyoming.....	1978-79
25	Dodd, Al (WR) — Northwestern State.....	1969-71
72	Dombrowski, Jim (G/T) — Virginia.....	1986-96
86	Donovan, Tom (WR) — Penn State.....	1980
88	Dorris, Andy (DE) — New Mexico State.....	1973-76
21	Douglas, John (CB) — Texas Southern.....	1967-68
95	Douglas, Marques (DE) — Howard.....	2000
96	Douglass, Bobby (QB) — Kansas.....	1976-77
86, 80	Dowdell, Marcus (WR) — Tennessee State.....	1992-93
50	Dowell, Andrew (LB) — Michigan State.....	2020-22
22	Drakeford, Tyronne (CB) — Virginia Tech.....	1998-99
47	Drescher, Justin (LS) — Colorado.....	2010-16
83	Duckett, Kenny (WR) — Wake Forest.....	1982-85
95	Dumbauld, Jonathan (DE) — Kentucky.....	1986,88
56, 54	Dunbar, Jo-Lonn (LB) — Boston College.....	2008-11, 2015
86	Dunbar, Jubilee (WR) — Southern.....	1973
63	Dunbar, Karl (DE) — Louisiana State.....	1993
32	Dunbar, Vaughn (RB) — Indiana.....	1992,94-95
79	Durant, Yasir (G) — Missouri.....	2022
10, 15	Durkae, Charlie (K) — Oklahoma State.....	1967-68,71-72
47	Dusenberry, Bill (RB) — Johnson C. Smith.....	1970

E

89	Earrly, Quinn (WR) — Iowa.....	1991-95
62	Easton, Nick (G/C) — Harvard.....	2019-20
91, 58	Edeball, Kasim (DE/LB) — Boston College.....	2014-17
36	Eckel, Kyle (FB) — Navy.....	2009
63	Edelman, Brad (G) — Missouri.....	1982-89

63	Edwards, Kelvin (WR) — Liberty.....	1986
97	Edwards Jr., Mario (DL) — Florida State.....	2019
33	Edmunds, Trey (RB) — Maryland.....	2017
59	Ellerbe, Dannel (LB) — Georgia.....	2015-16
64	Elliott, Ted (DT) — Minn. State-Mankato.....	1987
99	Elliott, Tony (DT) — North Texas.....	1982-88
98	Ellis, Sedrick (DT) — Southern California.....	2008-12
55	Elliss, Kaden (LB) — Idaho.....	2019-22
52	Emanuel, Frank (LB) — Tennessee.....	1970
79	Epps, Tory (DT) — Memphis.....	1995
77	Erving, Cameron (T) — Florida State.....	2023
14	Erleben, Russel (K/P) — Texas.....	1979-83
84	Estes, Lawrence (DE) — Alcorn State.....	1970-71
71	Eulls, Kaleb (DT) — Mississippi State.....	2015
59	Evans, Chuck (LB) — Stanford.....	1980-81
44	Evans, Heath (FB) — Auburn.....	2009-10
73	Evans, Jahri (G) — Bloomsburg.....	2006-16
30	Evans, Justin (DB) — Texas A&M.....	2022
54	Evans, Troy (LB) — Cincinnati.....	2007-09
17	Everett, Jim (QB) — Purdue.....	1994-96

F

10	Fagan, Julian (P) — Mississippi.....	1970-72
52	Faine, Jeff (C) — Notre Dame.....	2006-07
90	Fairley, Nick (DT) — Auburn.....	2016
44	Farasopoulos, Chris (S) — Brigham Young.....	1974
56	Farber, Hap (LB) — Mississippi.....	1970
37	Farquhar, John (TE) — Duke.....	1997-98
88	Fassitt, Greg (CB) — Grambling State.....	2009
96	Faulkner, Jeff (DE) — Southern.....	1993
58	Federspiel Joe (LB) — Kentucky.....	1972-80
42	Feeney, Travis (LB) — Washington.....	2016
9	Feller, Happy (K) — Texas.....	1972-73
20	Felton, Eric (CB) — Texas Tech.....	1978-80
27, 48	Fenderson, James (RB) — Hawaii.....	2001-03
26	Fernerty, Gill (RB) — Holy Cross.....	1990-91
56	Ferguson, Jim (LB) — Southern California.....	1968
71	Fersen, Paul (T) — Georgia.....	1973-74
28	Fichtner, Ross (S) — Purdue.....	1968
4	Fields, Brandon (P) — Michigan State.....	2015
39	Fields, DaMarcus (DB) — Texas Tech.....	2022
26	Fields, Jitter (PR) — Texas.....	1984
55	Fields, Mark (LB) — Washington State.....	1995-2000
11	Fife, Jason (QB) — Oregon.....	2006
69	Fifer, Bill (G) — West Texas A&M.....	1978
59	Finch, Sharief (LB) — Temple.....	2021
56	Fincher, Alfred (LB) — Connecticut.....	2005-07
44	Fink, Mike (CB) — Missouri.....	1973
63	Finnie, Roger (T) — Florida A&M.....	1979
55	Flanigan, Jim (LB) — Pittsburgh.....	1971
82	Fleener, Coby (TE) — Stanford.....	2016-17
3	Flynn, Matt (QB) — Louisiana State.....	2015
52	Fokou, Moise (LB) — Maryland.....	2014
71	Folau, Spencer (T/G) — Idaho.....	2002-04
62	Fontenot, Jerry (C) — Texas A&M.....	1997-2003
5	Forbath, Kai (K) — UCLA.....	2015
92	Ford, Henry (DT) — Arkansas.....	2003
28	Ford, James (RB) — Texas Southern.....	1971-72
52	Forde, Brian (LB) — Washington State.....	1988-91
55	Foskey, Isaiah (DE) — Notre Dame.....	2023-
97	Foster, Glenn (DE) — Illinois.....	2013-14
11	Fourcade, John (QB) — Mississippi.....	1987-90
53	Fourcade, Keith (LB) — Mississippi.....	1987
16	Fowler III, Bennie (WR) — Michigan State.....	2020
43	Fowler, Bobby (FB) — Louisiana Tech.....	1984-85
37	Frampton, Eric (S) — Washington State.....	2011
99	Franklin, Aubrayo (DT) — Tennessee.....	2013
89	Franklin, Jerry (LB) — Arkansas.....	2014
50	Franklin, P.J. (WR) — Tulane.....	1999
32	Franz, Todd (S) — Tulsa.....	2000
51	Fraser, Jim (P) — Wisconsin.....	1968
32	Frazier, Paul (RB) — Northwestern State.....	1989
31, 37	Frederick, Terrence (CB) — Texas A&M.....	2013-14
55	Freeman, Reggie (LB) — Florida State.....	1993
55	Freeny, Jonathan (LB) — Rutgers.....	2017
15	Fritsch, Toni (K) — None.....	1982
55	Fujita, Scott (LB) — California.....	2006-09
11	Fuller, Corey (WR) — Virginia Tech.....	2016
74	Fuller, Johnny (S) — Lamar.....	1973-75
27	Fullington, John (DL) — Washington State.....	2017
72	Fultz, Mike (DT) — Nebraska.....	1977-80

ALL-TIME ROSTER

G

46	Gajan, Hokie (FB) — Louisiana State.....	1982-85
34	Galbreath, Tony (RB) — Missouri.....	1976-80
93	Galette, Junior (DE/OLB) — Stillman.....	2010-14
62,80,46,86	Gammon, Kendall (CB) — Pittsburg State.....	1996-99
72	Gandy, Wayne (T) — Auburn.....	2003-05
80	Garcia, Jim (DE) — Purdue.....	1967
73	Garcia, Max (G) — Florida.....	2023
88	Gardner, Talman (WR) — Florida State.....	2003-04
22	Gardner-Johnson, C.J. (DB) — Florida.....	2019-21
83	Garrett, Len (TE) — New Mexico Highlands.....	1973-75
20	Gary, Russell (S) — Nebraska.....	1981-86
20	Gay, Randall (CB) — Louisiana State.....	2008-10
97	Geathers, James (DE) — Wichita State.....	1984-89
60	George, Tearrius (DE) — Kansas State.....	2008
85	Ghent, Ronnie (TE) — Louisville.....	2007
15	Gibbs, Donnie (P) — Texas Christian.....	1974
27	Gibson, Antonio (SS) — Cincinnati.....	1986-89,92
77	Gilbert, Daren (T) — Cal State-Fullerton.....	1985-88
42, 41	Gilliam, John (WR) — South Carolina State.....	1967-68,77
4	Gilklin, Blake (P) — Penn State.....	2021-22
25	Gillicotte, Mike (RB) — Florida.....	2018
89	Gilmoro, John (TE) — Penn State.....	2011
19	Ginn Jr., Ted (TE) — Ohio State.....	2017-19
37	Giordano, Matt (S) — California.....	2010
95	Glasgow, Ryan (DT) — Michigan.....	2020
37	Gleason, Steve (S) — Washington State.....	2000-06
31	Glenn, Aaron (CB) — Texas A&M.....	2008
29	Glenn, Vencie (S) — Indiana State.....	1991
82	Glover, Andrew (TE) — Grambling State.....	2000
97	Glover, La'Ro'i (DT) — San Diego State.....	1997-2001
91	Goff, Robert "Pig" (DT) — Auburn.....	1990-95
77	Golch, Dan (DT) — California.....	1971
88	Goodlow, Eugene (WR) — Kansas State.....	1983-86
39	Goodson, Demetri (CB) — Baylor.....	2018
76, 55	Goodwin, Jonathan (C) — Michigan.....	2006-10, 2014
82	Gottschalk, Darren (TE) — Cal Lutheran.....	1987
4	Gowin, Toby (P) — North Texas.....	2000-02
7	Graham, Ben (P) — Deakin.....	2008
89	Graham, Daniel (TE) — Colorado.....	2012
80	Graham, Jimmy (TE) — Miami (Fla.).....	2010-14, 2023
3	Graham, Shayne (K) — Virginia Tech.....	2013-14
17	Graham, T.J. (WR) — North Carolina State.....	2015
1	Gramatica, Martin (K) — Kansas State.....	2007-08
96	Granderson, Carl (DE) — Wyoming.....	2019
40	Granger, Hoyle (RB) — Mississippi State.....	1971
94	Grant, Charles (DE) — Georgia.....	2002-09
58	Grant, Cie (LB) — Ohio State.....	2003-04
74	Gray, Cecil (T) — North Carolina.....	1993
21	Gray, David (DB) — East Los Angeles JC.....	1979
48	Gray, J.T. (DB) — Mississippi State.....	2018
33	Gray, Kevin (DB) — Eastern Illinois.....	1982
72	Gray, Leon (T) — Jackson State.....	1982-83
37	Gray, Mel (RB) — Purdue.....	1986-88
18	Grayson, Garrett (QB) — Colorado State.....	2015
79	Greco, John (G) — Toledo.....	2017
45	Green, Arthur (RB) — Albany State.....	1972
77	Green, Chaz (G/T) — Florida.....	2018
95	Green, Howard (DT) — Louisiana State.....	2003-04
85	Green, Paul (TE) — Southern California.....	1996
53	Green, Sammy (LB) — Florida.....	1980
10	Green, Skyler (WR) — Louisiana State.....	2008
32	Green, T.J. (DB) — Clemson.....	2019
23	Green, Victor (S) — Akron.....	2003
73	Greenidge, Ethan (DL) — Villanova.....	2019-20
38	Greer, Donovan (CB) — Texas A&M.....	1997
32, 33	Greer, Jabari (CB) — Tennessee.....	2009-13
74	Gregory, Ted (DT) — Syracuse.....	1988
35	Gresham, Bob (RB) — West Virginia.....	1971-72
45	Griffin, Garrett (TE) — Air Force.....	2017-18, 20-21
4	Griffin, Ryan (QB) — Tulane.....	2013-14
28	Groce, DeJuan (CB) — Nebraska.....	2006
78	Grooms, Elois (DE) — Tennessee Tech.....	1975-81
40	Gros, Earl (RB) — Louisiana State.....	1970
56	Gross, Lee (C) — Auburn.....	1975-77
86	Groth, Jeff (WR) — Bowling Green.....	1981-85
66	Grubbs, Ben (G) — Auburn.....	2012-14
19	Grups, Blake (K) — Notre Dame.....	2023
16	Guess, Terry (WR) — Gardner-Webb.....	1996
84	Guliford, Eric (WR) — Arizona State.....	1997-98

96	Gunn, Mark (DE) — Pittsburgh.....	1994
58	Gwacham, Obum (DE) — Oregon State.....	2015-16
62	Gwinn, Ross (G) — Northwestern State.....	1988

H

3	Haener, Jake (DB) — Fresno State.....	2023
81	Hakim, Az-Zahir (WR) — San Diego State.....	2005
18	Hakim, Saalim (WR) — Tarleton State.....	2012
79	Halapin, Mike (G) — Pittsburg.....	1999
30	Haley, Grant (CB) — Penn State.....	2020
35	Hall, Korey (FB) — Boise State.....	2011
81, 89	Hall, Lamont (TE) — Clemson.....	2000-02, 2004-05
86	Hall, Tom (WR) — Minnesota.....	1967
56	Hall, Willie (LB) — Southern California.....	1972-73
83	Hamilton, Andy (WR) — Louisiana State.....	1975
30	Hamilton, Lynell (RB) — San Diego State.....	2008-09
96	Hamilton IV, Woodrow (DT) — Mississippi.....	2017
70, 96	Hamiter, Uhuru (DL) — Delaware State.....	1998-99
99	Hand, Norman (DT) — Mississippi.....	2000-02
33	Hampton, Saquan (DB) — Rutgers.....	2019
98	Hanna, Jim (DT) — Louisville.....	1994
10	Hansen, Brian (P) — Sioux Falls.....	1984-88
42	Hansen, Chase (LB) — Utah.....	2020-22
98	Haratson, Parys (OLB) — Tennessee.....	2013-14
34	Hardee Sr., Justin (DB) — Illinois.....	2017-20
28	Harding, Greg (DB) — Nichols State.....	1984
87	Hardy, Larry (TE) — Jackson State.....	1978-85
14	Hargett, Edd (QB) — Texas A&M.....	1969-72
69	Hargrove, Anthony (DL) — Georgia Tech.....	2009-10
80	Harper, Alvin (WR) — Tennessee.....	1997
28	Harper, Deveron (S) — Notre Dame.....	2003-04
13	Harper, Rod (WR) — Murray State.....	2009
41	Harper, Roman (S) — Alabama.....	2008-13, 2016
3	Harrington, Joey (DB) — Oregon.....	2008
30	Harris, Bill (RB) — Colorado.....	1971
79, 76	Harris, Bryce (T) — Fresno State.....	2012-14, 2017
19	Harris Jr., Chris (CB) — Kansas.....	2022
36, 26	Harris, Corey (CB) — North Alabama.....	1999-2000
21	Harris, De'Vante (CB) — Texas A&M.....	2016-17
80	Harris, Erik (DB) — California (Pa.).....	2016
80	Harris, Herbert (WR) — Lamar.....	1986-97
82	Harris, Ike (WR) — Iowa State.....	1978-81
92	Harris, Orion (DT) — Miami (Fla.).....	2007
86	Harris, Rod (WR) — Texas A&M.....	1989
86	Harrison, Victor (WR) — North Carolina.....	1987
88	Hart, Ben (S) — Oklahoma.....	1967
72	Hart, Jeff (T) — Oregon State.....	1976
53	Hart, Tommy (DE) — Morris Brown.....	1980
11	Harty, Deonte (WR/RB) — Assumption.....	2019-22
5	Hartley, Garrett (K) — Oklahoma.....	2008-13
67	Harvey, George (G) — Kansas.....	1967
52	Harvey, Richard Jr. (LB) — Tulane.....	1995-97
86	Harvey, Richard Sr. (DB) — Jackson State.....	1971
88	Hastings, Andre (WR) — Georgia.....	1997-99
70, 74	Havardink, Kevin (T) — Western Michigan.....	1989-91
80	Havrlik, Sam (WR) — Bucknell.....	1974
57	Hawthorne, David (LB) — TCU.....	2012-15
36	Hawthorne, Michael (CB) — Purdue.....	2000-03
29	Hayes, Billie (CB) — San Diego State.....	1972
89	Hayes, Mercury (WR) — Michigan.....	1996-97
92	Haynes, James (LB) — Mississippi Valley State.....	1984-89
81	Haynes, Michael (WR) — Northern Arizona.....	1984-86
87	Haynes, Michael (DE) — Penn State.....	2006
49	Hazelton, Major (DB) — Florida A&M.....	1970
38	Heath, Jeff (DB) — Saginaw Valley State.....	2021
3	Hebert, Bobby (DB) — Northwestern State.....	1982-89,91-92
39	Hedley, Lou (P) — Miami (Fla.).....	2023
59	Heeneey, Ben (LB) — Kansas.....	2017
95	Heflin, Jack (DT) — Iowa.....	2023
26	Heidel, Jimmy (S) — Mississippi.....	1967
19	Henderson, Devery (WR) — Louisiana State.....	2004-12
20	Henderson, Othello (S) — UCLA.....	1993-94
91	Hendrickson, Trey (DE) — Florida Atlantic.....	2017-20
65	Henry, Ricky (G) — Nebraska.....	2012
87	Herrmann, Don (WR) — Waynesburg.....	1975-77
54	Herring, Will (LB) — Auburn.....	2011-13
84	Hester, Jim (TE) — North Dakota.....	1967-69
64	Hester, Ray (LB) — Tulane.....	1971-73
23	Hewitt, Chris (S) — Cincinnati.....	1997-99
45, 34	Heyward, Craig (FB) — Pittsburg.....	1988-92
76	Hicks, Akiem (DT/DE) — Regina (Sask.).....	2012-15

ALL-TIME ROSTER

81	Higgins, Michael (TE) — Nebraska-Omaha.....	2011-12
34	Hightower, Tim (RB) — Richmond.....	2015-16
62	Hilgenberg, Jay (C) — Iowa.....	1993
61	Hilgenberg, Joel (C/G) — Iowa.....	1984-93
62	Hill, John (C) — Lehigh.....	1975-84
89	Hill, Josh (TE) — Idaho State.....	2013-20
87	Hill, Lonzell (WR) — Washington.....	1987-90
81	Hill, Randal (WR) — Miami (Fla.).....	1997
7	Hill, Taysom (QB/TE) — Brigham Young.....	2017-
40, 21	Hilliard, Dalton (RB) — Louisiana State.....	1986-93
76	Hills, Ken (G/T) — Louisiana-Lafayette.....	1986-99
76	Hills, Tony (T) — Texas.....	2015-16
81, 86	Hilton, Zachary (TE) — North Carolina.....	2003-05
78	Hines, Glen Ray (T) — Arkansas.....	1971-72
24	Hoage, Terry (DB) — Georgia.....	1984-85
53	Hobbs, Billy (LB) — Texas A&M.....	1972
80	Hobbs, Daryl (WR) — Pacific.....	1987
12	Hobert, Billy Joe (QB) — Washington.....	1987-99
2	Hocker, Zach (K) — Arkansas.....	2015
98	Hodge, Milford (DE) — Washington State.....	1986
52	Hodge, Sedrick (LB) — North Carolina.....	2001-05
56, 50	Hodges, Gerald (LB) — Penn State.....	2017
14	Hodson, Tom (QB) — Louisiana State.....	1985-96
80	Hogan, Chris (WR) — Monmouth.....	2021
81	Hogan, Krishawn (WR) — Marian.....	2019
57	Holden, Curtis (LB) — Washington State.....	2001
70	Holden, Sam (T) — Grambling State.....	1971
61	Holland, Montrae (G) — Florida State.....	2003-06
18	Hollas, Hugo (S) — Rice.....	1970-72
51	Holloway, Stan (LB) — California.....	1980
45	Holmes, Jack (RB) — Texas Southern.....	1978-82
57	Holmes, Jalyln (DE) — Ohio State.....	2021
81	Holt, Terrence (S) — North Carolina State.....	2008
28, 86	Holtz, J.P. (TE) — Pittsburgh.....	2022-23
87	Horn, Joe (WR) — Itawamba (Miss.) JC.....	2000-06
84	Hoomanawanui, Michael (TE) — Illinois.....	2015, 2017
28	Hoskins, Derrick (S) — Southern Mississippi.....	1986
47	Houser, Kevin (LS) — Ohio State.....	2000-08
68	Housman, Walter (T/G) — Upsala.....	1987
93	Howard, Darren (DE) — Kansas State.....	2000-05
29	Howard, Gene (CB) — Langston.....	1968-70
28	Howard, Jordan (RB) — Indiana.....	2022
35	Howard, Reggie (CB) — Memphis.....	2000
31	Howden, Jordan (DB) — Minnesota.....	2023
20	Howell, Dalles (CB) — Grambling State.....	1970-72
52	Hoyett, Braxton (DT) — Mississippi State.....	2021
52	Huard, John (LB) — Maine.....	1971
70	Hubbard, Dave (T) — Brigham Young.....	1977
69	Hudson, Nat (G) — Georgia.....	1981
92	Hughes III, John (DT) — Cincinnati.....	2017
95	Huggins Jr., Albert (DT) — Clemson.....	2021
54	Hughes, Pat (LB) — Boston.....	1977-79
33	Hughes, Tyrone (CB) — Nebraska.....	1993-96
54, 53	Humber, Ramon (ILB) — North Dakota State.....	2010-15
44	Humphrey, Lil'Jordan (WR) — Texas.....	2019-21
84	Humphrey, Tory (TE) — Central Michigan.....	2009-11
76	Hunt, Kevin (T) — Doane.....	1978
95	Hunt, Margus (DL) — Southern Methodist.....	2020
97	Hunt, Phillip (DE) — Houston.....	2015
60	Hunt, Robert (G) — Virginia.....	1999
32	Hunter, Earnest (RB) — Southeast Oklahoma.....	1986
48	Hunter, Kendall (RB) — Oklahoma State.....	2015
28	Hurley, Bill (DB) — Syracuse.....	1982-83
74	Hurst, James (G/T) — North Carolina.....	2020-23
88	Hyatt, Fred (WR) — Auburn.....	1973

I

47	Ingram, Jake (LS) — Hawaii.....	2010
28, 22, 14	Ingram II, Mark (RB) — Alabama.....	2011-19, 21-22
12	Ingram, Kevin (DB) — East Carolina.....	1987
27	Irvin, Ken (CB) — Memphis.....	2002
82	Ismail, Qadry (WR) — Syracuse.....	1988
21	Israel, Steve (CB) — Pittsburgh.....	2001
29	Ivory, Chris (RB) — Tiffin.....	2010-12

J

52	Jackson, D'Marco (LB) — Appalachian State.....	2023-
30	Jackson, Ernie (CB) — Duke.....	1972-77
91	Jackson, Grady (DT) — Knoxville.....	2002-03
47	Jackson, Greg (S) — Louisiana State.....	1986

58	Jackson, Jonathan (LB) — Oregon State.....	2001
57	Jackson, Rickey (LB) — Pittsburgh.....	1981-93
88	Jackson, Willie (WR) — Florida.....	2000-01
52	Jacobs, Harry (LB) — Bradley.....	1970
64	Jacox, Kendyl (G/C) — Kansas State.....	2002-05
22	Jakes, Van (CB) — Kent State.....	1986-88
50	James, Philip (C) — Southern.....	1987
33	Jean-Baptiste, Stanley (CB) — Nebraska.....	2014
43	Jean-Baptiste, Garland (FB) — Louisiana State.....	1987
38	Jean-Charles, Shemar (S) — Appalachian State.....	2023-
80	Jeffries, Haywood (WR) — North Carolina State.....	1986
96	Jeffries, Darnell (DE) — Alabama.....	1995
20	Jenkins, Janoris (CB) — North Alabama.....	2019-20
92	Jenkins, John (NT/DT) — Georgia.....	2013-16
27	Jenkins, Malcolm (CB/S) — Ohio State.....	2009-13, 2020-21
72	Jenkins, Trezelle (T) — Michigan.....	1997
36	Jennings, Stanford (RB) — Furman.....	1991
68	Jetton, Paul (G) — Texas.....	1982-93
19	Johnson, Alonzo (WR) — Central State (Ohio).....	1988
35	Johnson, Austin (FB) — Tennessee.....	2014-15
22	Johnson, Benny (CB) — Johnson C. Smith.....	1976
34	Johnson, Bobby (DB) — Texas.....	1983-84, 86
6	Johnson, Brian (K) — Virginia Tech.....	2021
77	Johnson, Carl (G) — Nebraska.....	1972-73
28	Johnson, David (RB) — Northern Iowa.....	2022
6	Johnson, Dirk (P) — Northern Colorado.....	2002
21	Johnson, Earl (CB) — South Carolina.....	1985
82	Johnson, Eric (TE) — Yale.....	2007
90	Johnson, George (DE) — Rutgers.....	2017
58	Johnson, J.R. (LB) — Syracuse.....	2002
94	Johnson, Joe (DE) — Louisville.....	1984-98, 2000-01
50	Johnson, John (LB) — Clemson.....	1985
83	Johnson, Juwan (WR/TE) — Oregon.....	2020-
28	Johnson Jr., Lonnie (CB) — Kentucky.....	2023-
82	Johnson, Nate (RB) — Texas Southern.....	1987
59	Johnson, Rufus (DLB) — Tarleton State.....	2013
96	Johnson, Tom (DE/DT) — Southern Mississippi.....	2011-13
86	Johnson, Tony (TE) — Alabama.....	1986-98
95	Johnson, Trevor (DE) — Nebraska.....	2006
80	Johnson, Tyrone (WR) — Western State (Colo.).....	1994
29	Johnson, Udra (RB) — West Virginia.....	1989
53	Johnson, Vaughn (LB) — North Carolina State.....	1986-93
90	Johnson, Walter (LB) — Louisiana Tech.....	1989
36	Jones, Andrew (RB) — Washington State.....	1975-76
58	Jones, Brian (LB) — Texas.....	1985-96, 98
19	Jones, Charlie (WR) — Fresno State.....	2000
74	Jones, Clarence (T) — Maryland.....	1986-98
30	Jones, Don (S) — Arkansas State.....	2010
53	Jones, Donta (LB) — Nebraska.....	2015
95, 92	Jones, Ernest (DE) — Oregon.....	1985-98
29	Jones, Herana-Daze (S) — Indiana.....	2009
89	Jones, Jamal (WR) — North Carolina A&T.....	2006
59	Jones, J.J. (LB) — Arkansas.....	2002
78	Jones, Jerry (T) — Bowling Green.....	1967-69
21	Jones, Julius (RB) — Notre Dame.....	2010
32	Jones, Kim (FB) — Colorado State.....	1976-79
86, 89	Jones, Mike (WR) — Tennessee State.....	1986-87, 89
20	Jones, Ray (DB) — Southern.....	1973
27	Jones, Reginald (CB) — Memphis.....	1991-94
15	Jones, Seantavius (WR) — Valdosta State.....	2014-15
27	Jones, Selwyn (CB) — Colorado State.....	1994
34	Jones, Tebucky (S) — Syracuse.....	2003-04
37, 34	Jones Jr., Tony (RB) — Notre Dame.....	2020-22, 2023
23	Jordan, Buford (FB) — McNeese State.....	1986-92
94	Jordan, Cameron (DE) — California.....	2011-
45	Jordan, Jimmy (RB) — Florida.....	1967
45	Joseph, Keith (RB) — Texas A&M.....	2006

K

43	Kaesviharn, Kevin (S) — Augustana (S.D.).....	2007-08
41	Kamara, Alvin (RB) — Tennessee.....	2017-
71	Kaplan, Ken (T) — New Hampshire.....	1987
44	Karney, Mike (FB) — Arizona State.....	2004-08
2	Kasay, John (K) — Georgia.....	2011
46	Kearney, Jim (S) — Prairie View A&M.....	1976
28	Keaton, Curtis (RB) — James Madison.....	2002
78	Keim, Mike (T) — Brigham Young.....	1991
65	Kelemete, Senio (C/G) — Washington.....	2014-17
30	Kelley, Les (RB) — Alabama.....	1967-69
68	Kelly II, Derrick (T) — Florida State.....	2020-21
87	Kelly, Mike (TE) — Davidson.....	1973

ALL-TIME ROSTER

33,24,44,27	Kelly, Rob (S) — Ohio State	1997-2000
5	Kempf, Florian (K) — Pennsylvania	1987
60	Kennard, Derek (G) — Nevada	1991-93
82	Kennison, Eddie (WR) — Louisiana State	1999
49	Keo, Shiloh (S) — Idaho	2016
66	Kidd, Lewis (OL) — Montana State	2022
44	Kikaha, Hau'oli (LB/DE) — Washington	2015, 2017
17	Kilmer, Billy (QB) — UCLA	1967-70
45	Kimbrough, Elbert (S) — Northwestern	1968
61	King, Ed (G) — Auburn	1995-97
75	King, Mitch (DT) — Iowa	2011
53	Kingree, Rick (LB) — Tulane	1973-79
18	Kirkwood, Kath (WR) — Temple	2018-19, 2022-23
53	Klein, A.J. (LB) — Iowa State	2017-19
68	Kline, Alan (T) — Ohio State	1994-95
40	Knafelic, Greg (TE) — Notre Dame	1983
53	Kramer, Roger (LB) — Wisconsin	2001-04
29	Knight, Sammy (S) — Southern California	1997-2002
78	Knight, Shawn (DE) — Brigham Young	1987
56	Knox, Kyle (LB) — Fresno State	2013-14
66	Knowles, David (T) — Indiana	1977
55	Kohlbrand, Joe (LB) — Miami (Fla.)	1985-89
43	Kopay, Dave (LB) — Washington	1971
60	Korte, Steve (C) — Arkansas	1983-90
52	Kovach, Jim (LB) — Kentucky	1979-85
89	Kramer, Kent (TE) — Minnesota	1967
90, 92	Kpassagnon, Tanoh (DE) — Villanova	2021-
62	Kraemer, Tommy (G) — Notre Dame	2023
9	Kramer, Tommy (QB) — Rice	1990
50	Kreutz, Olin (C) — Washington	2011
21	Krimm, John (S) — Notre Dame	1982
99	Kruger, Paul (DE) — Utah	2016
87	Krull, Lucas (TE) — Pittsburgh	2022
29	Kuhn, John (FB) — Shippensburg	2018-17
18	Kumerow, Jake (WR) — Wisconsin-Whitewater	2020
50	Kupp, Jake (G) — Washington	1967-75
67	Kuziel, Bob (C) — Pittsburgh	1972
57	Kyle, Jason (LS) — Arizona State	2009-10

L

64	Lafary, Dave (T) — Purdue	1977-85
39	LaGrand, Morris (RB) — Tampa	1975
96	Lake, Antwan (DT) — West Virginia	2006-09
66	Lamp, Forrest (G) — Western Kentucky	2021
19	Lampman, Jake (WR) — Ferris State	2016
5	Landry, Jarvis (WR) — Louisiana State	2022
96	Langford, Kendall (DL) — Hampton	2017
67	LaPorta, Phil (T) — Penn State	1974-75
36	Lasco, Daniel (RB) — California	2016-17
23	Lattimore, Marshon (CB) — Ohio State	2017-
12	Laufenberg, Babe (QB) — Indiana	1986
53	Laurinaltis, James (LB) — Ohio State	2016
82	Lawrie, Nate (TE) — Yale	2005-06
39	Lawson, Odell (RB) — Langston	1973-74
58	Leach, Scott (LB) — Ohio State	1987
74	Leach, William (G/T) — North Carolina State	1987
48	Leach, Vonta (RB) — East Carolina	2006
60	Leackey, Nick (C) — Kansas State	2009
11	Lee, Bivian (CB) — Prairie View	1971-75
39	Lee, Carl (DB) — Marshall	1994
32	Lee, Mark (CB) — Washington	1991
43	Leggett, Tyrone (CB) — Nebraska	1992-95
62	Leggett, Brad (C) — Southern California	1990-91
72	Leggett, Earl (DT) — Louisiana State	1967-68
35	Lehan, Michael (CB) — Minnesota	2008
Lehr, Matt (C/G) — Virginia Tech	2008	
75, 95	Leisle, Rodney (DT) — UCLA	2004-06, 09
68	Leitto, Tim (G/C) — Grand Valley State	2013-16
52	Lemon, Mike (LB) — Kansas	1975
40	Leonard, Brian (RB) — Rutgers	2014
61	LeRibeux, Josh (G) — Southern Methodist	2017-18
89	Lewis, Derrick (WR) — San Diego State	2002-03
93	Lewis, Gary (DT) — Oklahoma State	1983
22	Lewis, Gary (RB) — Arizona State	1970
28, 21	Lewis, Keenan (CB) — Oregon State	2013-15
24	Lewis, Marvin (RB) — Tulane	1982
84	Lewis, Michael (WR) — None	2001-06
98	Lewis, Reggie (DE) — San Diego State	1982-84
29	Lewis, Rodney (CB) — Nebraska	1982-84
87, 114	Lewis, Tommylee (WR) — Northern Illinois	2018-18, 2020
3	Leyboldt, John (K) — None	1978

78	Linden, Errol (T) — Houston	1969-70
54	Lindsey, Dale (LB) — Western Kentucky	1973
7	Linhart, Toni (K) — Austria Tech	1972
42	Line, Zach (FB) — Southern Methodist	2017-19
86	Lipps, Louis (WR) — Southern Mississippi	1992
20, 21	Little, Earl (LB) — Miami (Fla.)	1998-99
54	Littleton, Cory (LB) — Washington	2023
48	Livingston, Andy (RB) — Phoenix (Ariz.) College	1969-70
61	Loberg, Greg (S/T) — California	1987
70	Loewen, Mitchell (DL) — Arkansas	2017-19
50	Lofton, Curtis (LB) — Oklahoma	2012-14
0	Logan, Obert (S) — Trinity	1967
2	Lohmiller, Chip (K) — Minnesota	1995
89	Long, Dave (DE) — Iowa	1969-72
26	Looney, Joe Don (RB) — Oklahoma	1969
34	Lorick, Tony (RB) — Arizona State	1968-69
41	Lorig, Erik (FB) — Stanford	2014
78	Lucas, Cornelius (T) — Kansas State	2018
46	Lumpkin, Sean (S) — Mississippi	1982-86
88	Lusk, Hendrick (TE) — Utah	1996
16	Luton, Jake (QB) — Oregon State	2022-23
3	Lutz, Wil (K) — Georgia State	2016-20, 2021-22
43	Lyons, Dicky (S) — Kentucky	1970

Mc

25,26,30	McAfee, Fred (RB) — Miss. College	1991-93, 2000-06
29	McAlister, Chris (CB) — Arizona	2009
26	McAllister, Deuce (RB) — Mississippi	2001-09
90	McBride, Turk (DE) — Tennessee	2011-12
57	McCain, Chris (LB) — California	2016
36	McCall, Don (RB) — Southern California	1967-68, 70
29	McCauley, Marcus (CB) — Fresno State	2009
19	McClard, Bill (K) — Arkansas	1973-75
13,44	McCleskey, J.J. (WR/S) — Tennessee	1993-96
67	McCollum, Andy (G) — Toledo	1994-98
71,75	McCormick, Dave (T) — Louisiana State	1967-69
7	McCown, Luke (QB) — Louisiana State	2013-16
78	McCoy, Eric (C/G) — Texas A&M	2019-
51	McCoy, Larry (LB) — Lamar	1987
59	McCoy, Matt (LB) — San Diego State	2007
44	McCray, Fred (FB) — Mississippi State	1997
93	McCray, Bobby (DE) — Florida	2008-09
80	McCullough, Earl (WR) — Southern California	1974
76	McDaniel, Tony (DT) — Tennessee	2017
30	McDougle, Dexter (DB) — Maryland	2017
36	McIntyre, Cory (RB) — West Virginia	2006
99	McGarity, Wayne (WR) — Texas	2001
18	McGeoghan, Phil (WR) — Maine	2003
49	McGill, Ralph (S) — Tulsa	1978-79
77	McGlynn, Mike (G) — Pittsburgh	2015
76	McGuire, Gene (C) — Notre Dame	1992
92	McIntosh, Toddrick (DE) — Florida State	1995
43,34	McKenzie, Mike (CB) — Memphis	2004-09
27	McKinley, Alvin (DT) — Mississippi State	2008
59	McKinnon, Ronald (LB) — North Alabama	2005
54	McManis, Wynton (LB) — Memphis	2021
42	McLamore, Dana (DB) — Hawaii	1988
27	McMillian, Mark (CB) — Alabama	1996
29	McNeill, Rod (RB) — Southern California	1974-75
12	McNeill, Tom (P) — Stephen F. Austin	1967-69
5	McPherson, Adrian (QB) — Florida State	2005
25	McQuay, Leon (RB) — Tampa	1976
76	McQuistan, Pat (T) — Weber State	2011

M

47	Mack, Cadrick (CB) — Baylor	1992-93
44	Mack, Elbert (CB) — Troy	2012
24	Mack, Milton (CB) — Alcorn State	1987-91
19	Mahar, Brett (K) — Nebraska	2021
36	Mailei, Marcus (FB) — Weber State	2006
86	Manherz, Chris (TE) — Canisius	2019
8	Manning, Archie (QB) — Mississippi	1971-75, 77-82
91	Marchiol, Ken (LB) — Mesa State	1987
2	Mare, Olando (K) — Syracuse	2007
54	March, Justin (LB) — Akron	2021
75	Marrone, Doug (G) — Syracuse	1989
40	Marsalis, Jim (S) — Tennessee State	1977
15	Marshall, Brandon (WR) — Central Florida	2018
23	Marshall, James (DB) — Jackson State	1980
59	Martin, Chris (LB) — Auburn	1983

ALL-TIME ROSTER

22	Martin, D'Artagnan (CB) — Kentucky State.....	1971
84	Martin, Eric (WR) — Louisiana State.....	1985-93
10	Martin, Jamie (QB) — Weber State.....	2006-07
93	Martin, Wayne (DE/DT) — Arkansas.....	1989-99
86	Martini, Rich (WR) — Cal-Davis.....	1981
40	Massey, Robert (CB) — North Carolina Central.....	1989-90
32	Mathieu, Tyrann (S) — Louisiana State.....	2022-
23	Mathis, Kevin (CB) — Texas A&M-Commerce.....	2000-01
56	Mathis, Reggie (LB) — Oklahoma.....	1979-80
35	Matthews, Henry (RB) — Michigan State.....	1973
37	Maullet, Arthur (CB) — Memphis.....	2017-18
64	Maurer, Andy (G) — Oregon.....	1974
56	Mauti, Michael (LB) — Penn State.....	2015-17
84	Mauti, Rich (WR) — Penn State.....	1977-80, 82-83
39	Maxie, Brett (S) — Texas Southern.....	1985-93
28	Maxson, Alvin (RB) — Southern Methodist.....	1974-76
75	Mayberry, Jermame (G) — Texas A&M Kingsville.....	2005
6	Maye, Marcus (S) — Florida.....	2022-23
22	Mayes, Michael (CB) — Louisiana State.....	1989
36	Mayes, Rueben (RB) — Washington State.....	1986-88, 90
17	Meachem, Robert (WR) — Tennessee.....	2007-11, 2013-14
5	Mehlhaff, Taylor (K) — Wisconsin.....	2008
60	Meier, Shad (TE) — Kansas State.....	2005
51,53	Melton, Terrence (LB) — Rice.....	2004-06
81	Meredith, Cameron (WR) — Illinois State.....	2018
19	Merkens, Guido (QB/WR/DB) — Sam Houston St.....	1980-85
57	Merla, Jim (LB) — Stanford.....	1973-74, 76-79
71	Merrill, Casey (DT) — Cal-Davis.....	1986
33	Merritt, Kirk (WR) — Arkansas State.....	2022-23
70	Meseroll, Mark (T) — Florida State.....	1978
92,99	Mickell, Darren (DE) — Florida.....	1996-97, 99
54	Middleton, Rick (LB) — Ohio State.....	1974-75
10	Mike-Mayer, Steve (K) — Maryland.....	1978
83	Miller, Billy (TE) — Southern California.....	2006-08
67	Miller, Bubba (C/G) — Tennessee.....	2002
36	Miller, Jordan (DB) — Washington.....	2021
84	Miller, Junior (TE) — Nebraska.....	1984
25	Miller, Kendre (RB) — TCU.....	2023-
69	Miller, Les (DT) — Fort Hays State.....	1991-94
80	Miller, Mike (WR) — Tennessee.....	1985
79	Mills, Jordan (T) — Louisiana Tech.....	2021
51	Mills, Sam (LB) — Montclair State.....	1986-94
40	Milne, Brian (FB) — Penn State.....	2000
33	Mims, Jordan (RB) — Fresno State.....	2023-
32	Minor, Lincoln (RB) — New Mexico State.....	1973
88	Mitchell, Derrell (WR) — Texas Tech.....	1994
83	Mitchell, Johnny (TE) — Nebraska.....	2001
94	Mitchell, Kawika (LB) — South Florida.....	2010
59	Mitchell, Keith (LB) — Texas A&M.....	1997-01
50	Mitchell, Kevin (LB) — Syracuse.....	1998-1999
50	Mitchell, Marvin (LB) — Tennessee.....	2007-10
40	Mitchell, Mel (S) — Western Kentucky.....	2002, 04-05
98	Mohamed, Mike (LB) — California.....	2015
25	Molden, Alex (CB) — Oregon.....	1996-2000
97	Monroe, Derrius (DE) — Virginia Tech.....	2002
77	Montgomery, Marv (T) — Southern California.....	1976-77
24	Montgomery, Monty (S) — Houston.....	2004
88	Montgomery II, Ty (WR/RB) — Stanford.....	2020-21
74	Moers, Doug (DE) — Whittier.....	1971-72
74	Moore, Derland (DT) — Oklahoma.....	1973-85
95	Moore, Eric (DE) — Florida State.....	2006
32	Moore, Jerald (RB) — Oklahoma.....	2000
25	Moore, Jerry (S) — Arkansas.....	1973-74
16	Moore, Lance (WR) — Toledo.....	2005-13
21	Moore, Reynaud (CB) — UCLA.....	1971
24	Moore, Sterling (CB) — Southern Methodist.....	2016-17
73	Mooring, John (T) — Tampa.....	1974
80	Moreau, Foester (TE) — Louisiana State.....	2023-
13	Morgan, Joseph (WR) — Walsh.....	2012, 2014-15
57	Morgan, Mike (LB) — Louisiana State.....	1969-70
77	Morris, Chris (T) — Indiana.....	1975
76	Morrison, Don (T) — Texas-Arlington.....	1971-77
35	Morse, Bobby (FB) — Michigan State.....	1989-91
6	Mostead, Thomas (P) — Southern Methodist.....	2009-20
30	Morton, Chad (RB) — Southern California.....	2000
99	Muhammad, Abdul-Quadin (DE) — Miami (Fla.).....	2017
42	Muncie, Chuck (RB) — California.....	1976-80
31	Murphy, Jerome (CB) — South Florida.....	2012
69	Murphy, Kyle (T) — Stanford.....	2021
23	Murphy, Marcus (RB/RS) — Missouri.....	2015-16
28	Murray, Latavius (RB) — UCF.....	2019-20, 2022
22	Muster, Brad (FB) — Stanford.....	1993-94

54	Mustipher, P.J. (DT) — Penn State.....	2023
37	Myers, Tommy (S) — Syracuse.....	1972-81
55	Myles, DeShone (LB) — Nevada.....	2001

N

65	Naeole, Chris (G) — Colorado.....	1997-01
55	Naima, Rob (LB) — Oregon.....	1981-83
23,22	Neal, Lorenzo (FB) — Fresno State.....	1993-96
87,88	Neal, Richard (DE) — Southern.....	1969-72, 78
36	Neal, Derrick (FB) — Grambling State.....	1993-95
37	Nelson, Jerico (S) — Arkansas.....	2012
67	Nesbit, Jamar (G/T) — South Carolina.....	2004-09
24	Nevett, Elijah (CB) — Clark Atlanta.....	1967-70
64	Newkirk, Robert (DE) — Michigan State.....	1999
41	Newland, Bob (WR) — Oregon.....	1971-74
30	Newman, Anthony (S) — Oregon.....	1995-97
86	Newman, Patrick (WR) — Utah State.....	1991-93
79	Newsome, Billy (DE) — Grambling State.....	1973-74
31	Newsome, Richard (S) — Michigan State.....	2001
77	Newton, Derek (T) — Arkansas State.....	2018
38	Nicholson, Calvin (CB) — Oregon State.....	1989-91
77	Nicks, Carl (G) — Nebraska.....	2009-11
93,79	Ninkovich, Rob (DE) — Purdue.....	2006, 2008
11	Ninowski, Jim (QB) — Michigan State.....	1969
33	Norris, Moran (FB) — Kansas.....	2001-02
60	Novitsky, Craig (C/T) — UCLA.....	1994-96
13	Nussmeier, Doug (QB) — Idaho.....	1994-97
36	Nyvall, Vic (RB) — Northwestern State.....	1970

O

2	O'Neal, Ken (TE) — Oklahoma State.....	1987
10	O'Neal, Steve (P) — Texas A&M.....	1973
14	O'Sullivan, J.T. (QB) — Cal-Davis.....	2002-04
29	Ogden, Ray (WR) — Alabama.....	1967
86	Ojo, Onome (WR) — Cal-Davis.....	2001
57	Okafor, Alex (DE) — Texas.....	2017-18
65	Ola, Michael (T) — Hampton.....	2018-19
28	Oldham, Chris (S) — Oregon.....	2000-01
12	Olave, Chris (WR) — Ohio State.....	2022-
70,69	Olson, Eric (G/C) — Notre Dame.....	2011-12, 2014
60	Omameh, Patrick (G/T) — Michigan.....	2019
93	Onyemata, David (DT) — Manitoba (Canada).....	2016-22
45	Opurum, Toben (FB) — Kansas.....	2015
86	Ortega, Buck (TE) — Miami (Fla.).....	2008-09
30	Ortiz, Ricky (FB) — Oregon State.....	2019
35	Otis, Jim (RB) — Ohio State.....	1970
66	Oubre, Louis (G) — Oklahoma.....	1982-84
49	Owens, Artie (WR) — West Virginia.....	1980
30	Owens, Chris (CB) — San Jose State.....	2015
72	Owens, Joe (DE) — Alcorn State.....	1971-75
86	Owens, John (TE) — Notre Dame.....	2006-07
83	Owens, Tinker (WR) — Oklahoma.....	1976, 78-80
28	Ozigbo, Devine (RB) — Nebraska.....	2021

P

35	Pahukoa, Shane (S) — Washington.....	1995
4	Pakulak, Glenn (P) — Kentucky.....	2008
3	Palko, Tyler (QB) — Pittsburgh.....	2007
52	Palmer, Dick (LB) — Kentucky.....	1972-73
75	Palmer, Emile (DT) — Syracuse.....	1996
42,88	Parker, Joel (WR) — Florida.....	1974-75, 77
66	Parker, Steve (DE) — Idaho.....	1980
9	Parkey, Cody (K) — Auburn.....	2021
83	Parks, Dave (TE) — Texas Tech.....	1969-72
59	Parry, David (DT) — Stanford.....	2017
17	Partridge, Rick (P) — Utah.....	1979
80	Patton, Jerome (WR) — Washington.....	2002-04
32	Patrick, Johnny (CB) — Louisville.....	2011-12
81	Patten, David (WR) — Western Carolina.....	2007-08
88	Pattison, Mark (WR) — Washington.....	1987-88
51	Paul, Whitney (LB) — Colorado.....	1982-85
75	Peat, Andrus (T/G) — Stanford.....	2015-23
53	Pelluer, Scott (LB) — Washington State.....	1991-85
70	Penning, Trevor (T) — Northern Iowa.....	2022-
71	Perot, Petey (G) — Northwestern State.....	1985
80	Perriman, Brett (WR) — Miami (Fla.).....	1988-90
17	Perry, A.T. (WR) — Wake Forest.....	2023-
39	Perry, Darren (S) — Penn State.....	2000
32	Perry, Vernon (S) — Jackson State.....	1983

ALL-TIME ROSTER

32	Smith, Antowain (RB) — Houston.....	2005
91	Smith, Brady (DE) — Colorado State.....	1996-99
30	Smith, Cedric (FB) — Florida.....	1991
54	Smith, Darrin (LB) — Miami (Fla.).....	2000-04
24	Smith, Dwight (S) — Akron.....	2005
82	Smith, Irv (TE) — Notre Dame.....	1993-97
59	Smith, Jaylon (LB) — Notre Dame.....	2023
90	Smith, Kenny (DT) — Alabama.....	2001-04
36,26	Smith, Lamar (RB) — Houston.....	1998-99,2003
66	Smith, Royce (G) — Georgia.....	1972-73
99	Smith, Shaun (DT) — South Carolina.....	2004
44	Smith, Terrelle (FB) — Arizona State.....	2000-03
10	Smith, Tre'Quan (WR) — Central Florida.....	2018-22
52	Smith, Vinson (LB) — East Carolina.....	1998-99
91	Smith, Will (DE) — Ohio State.....	2004-12
83	Snead IV, Willie (WR) — Ball State.....	2015-17
33	Sobomehin, Olaniyi (FB) — Portland State.....	2008
25, 26	Sorensen, Daniel (S) — Brigham Young.....	2022-23
11	South, Ronnie Lee (QB) — Arkansas.....	1968
33	Spears, Ernest (S) — Southern California.....	1990
57	Spence, Noah (DE) — Eastern Kentucky.....	2019
37	Spencer, Jimmy (CB) — Florida.....	1992-95
29	Spencer, Maurice (CB) — North Carolina Central.....	1974-76,78
96	Spicer, Paul (DE) — Saginaw Valley State.....	2009
28	Spiller, C.J. (RB) — Clemson.....	2015-16
47	Spivey, Mike (CB) — Colorado.....	1980-81
43	Sproles, Darren (RB) — Kansas State.....	2011-13
16	Stabler, Ken (QB) — Alabama.....	1982-84
89	Stachelski, Dave (TE) — Boise State.....	2000-01
83	Stallworth, Donté (WR) — Tennessee.....	2002-05
76, 95	Stallworth, Taylor (DT) — South Carolina.....	2018-19
90	Stanley, Israel (DE) — Arizona State.....	1995
72	Stanley, Montavious (DT) — Louisville.....	2008
32	Stauch, Scott (RB) — UCLA.....	1981
27	Stecker, Aaron (RB) — Western Illinois.....	2004-08
27	Stemrick, Greg (CB) — Colorado State.....	1983
22	Stevens, Howard (RB) — Louisville.....	1973-74
26	Stewart, Jimmy (S) — Tulsa.....	1977
87	Stickles, Monty (TE) — Notre Dame.....	1968
68	Stieve, Terry (G) — Wisconsin.....	1976-77
84, 12	Stills, Kenny (WR) — Oklahoma.....	2013-14, 2021
78	Stinchcomb, Jon (T) — Georgia.....	2003-04, 06-10
55	Stinick, Tom (LB) — Michigan.....	1972
71	Stokes, Fred (DE) — Georgia Southern.....	1996
52	Stonebreaker, Mike (LB) — Notre Dame.....	1994
37	Stonebreaker, Steve (LB) — Detroit.....	1967-68
23	Stoutmire, Omar (S) — Fresno State.....	2006
49	Stowers, Tommie (TE) — Missouri.....	1992-93
33	Strachan, Mike (RB) — Iowa State.....	1975-80
58	Strand, Eli (S) — Iowa State.....	1967
91	Street, Kentavious (DT) — North Carolina State.....	2022
64	Strief, Zach (T) — Northwestern.....	2006-17
42	Strong, Jim (RB) — Houston.....	1971-72
41	Strong, William (CB) — North Carolina State.....	1995-96
54	Stupar, Nate (LB) — Penn State.....	2016-17
73	Sturm, Jerry (T/C) — Illinois.....	1967-70
68	Sturt, Fred (G) — Bowling Green.....	1978-81
97	Sullivan, Johnathan (DT) — Georgia.....	2003-05
58,42	Summers, Ty (LB) — TCU.....	2022-23
43	Sunseri, Vinnie (S) — Alabama.....	2014
60	Sutherland, Doug (G) — Wisconsin-Superior.....	1970
29	Sutton, Jon (CB) — New Mexico.....	1987
29	Sutton, Reggie (CB) — Miami (Fla.).....	1987-88
27	Swann, Damian (CB) — Georgia.....	2015
16	Swearinger Sr., D.J. (DB) — South Carolina.....	2019-20
14	Sweetan, Karl (QB) — Wake Forest.....	1968
38	Sweeting, Rod (CB) — Georgia Tech.....	2013
56	Swilling, Pat (LB) — Georgia Tech.....	1986-92
79	Swinney, Clovis (DT) — Arkansas State.....	1970
69	Swoopes, Pat (DT) — Mississippi State.....	1987,89
15	Szaro, Rich (K) — Harvard.....	1975-78
88	Szymakowski, Dave (WR) — West Texas A&M.....	1968

T

72	Talbort, Don (T) — Texas.....	1969-70
14	Tanner, Andy (WR) — Midwestern State.....	2013
55	Tapp, Darryl (DE) — Virginia Tech.....	2016
15	Tate, Brandon (WR) — North Carolina.....	2018
27,1	Taylor, Alontae (CB) — Tennessee.....	2022-
22	Taylor, Derrick (S) — North Carolina State.....	1987
71	Taylor, James (T) — Missouri.....	1978-81

31	Taylor, Jim (RB) — Louisiana State.....	1967
29	Taylor, Keith (S) — Illinois.....	1992-93
77	Taylor, Mike (T) — Southern California.....	1969-70
65	Tennant, Matt (C/G) — Boston College.....	2010-11
51	Te'o, Manti (LB) — Notre Dame.....	2017-19
78	Terrell, Daryl (T) — Southern Mississippi.....	1999-2001
50	Terry, Corey (LB) — Tennessee.....	2000
86	Thaxton, James (TE) — Tennessee State.....	1976-77
35	Therazie, Robenson (S) — Auburn.....	2016
28	Thomas, Anthony (RB) — Michigan.....	2005
23	Thomas, Charlie (KR) — Tennessee State.....	1975
85	Thomas, Curtland (WR) — Missouri.....	1987
85	Thomas, David (TE) — Texas.....	2009-12
22	Thomas, Fred (CB) — Tennessee-Martin.....	2000-07
79	Thomas, Henry (G) — Texas State.....	1987
89	Thomas, Hollis (DT) — Northern Illinois.....	2006-08
89	Thomas, Joe (WR) — Mississippi Valley State.....	1987
33	Thomas, Joey (CB) — Montana State.....	2005
14	Thomas, Levon (WR) — Georgia Tech.....	2005
13	Thomas, Michael (WR) — Ohio State.....	2016-20, 2022-23
23	Thomas, Pierre (RB) — Illinois.....	2007-14
17	Thomas, Speedy (WR) — Utah.....	1973-74
89	Thompson, Aundra (WR) — Texas A&M-Commerce.....	1981-82
7	Thompson, Bennie (S) — Grambling.....	1989-91
27	Thompson, Bobby (S) — Arizona.....	1969
32, 31	Thompson, Bryce (DB) — Tennessee.....	2021-22
65	Thompson, Dave (T) — Clemson.....	1974-75
96	Thorp, Don (DT) — Illinois.....	1984
78	Throckmorton, Calvin (OL) — Oregon.....	2021-22
33	Thurman, Junior (DB) — Southern California.....	1987
82	Tice, John (TE) — Maryland.....	1983-92
74	Tilleman, Mike (DT) — Montana.....	1967-70
71	Tillman, Faddie (DT) — Boise State.....	1972
11,14	Todd, Richard (QB) — Alabama.....	1984-85
54	Toles, Alvin (LB) — Tennessee.....	1985-88
11	Tolliver, Billy Joe (QB) — Texas Tech.....	1998-2000
63	Tom, Cameron (C) — Southern Mississippi.....	2017-18, 2020
90	Tomich, Jared (DE) — Nebraska.....	1997-2000
88	Toon, Nick (WR) — Wisconsin.....	2013-14
24	Torrence, Leigh (CB) — Stanford.....	2008-11
72	Toussaint, Darrell (DB) — Northwest State.....	1987
31	Townes, Willie (DE) — Tulsa.....	1970
85	Trapilo, Steve (G) — Boston College.....	1987-90,92
62	Trautman, Adam (TE) — Dayton.....	2020-22
31	Trufant, Desmond (CB) — Washington.....	2021
57	Trusnik, Jason (LB) — Ohio Northern.....	2016
54	Tubbs, Winfred (LB) — Texas.....	1994-97
56	Tuipala, Joe (LB) — San Diego State.....	1999
28	Tullis, Willie (CB) — Troy State.....	1985-86
68	Turley, Kyle (G/T) — San Diego State.....	1998-2002
97	Turnbull, Renaldo (DE/LB) — West Virginia.....	1990-96
88	Turner, Floyd (WR) — Northwestern State.....	1989-93
78	Turner, Landon (OL) — North Carolina.....	2016
98	Turner, Payton (DE) — Houston.....	2021-
99	Tuttle, Shy (DT) — Tennessee.....	2019-22
86	Twyner, Gunnard (WR) — Western Illinois.....	1997
42	Tyler, Toussaint (RB) — Washington.....	1981-82

U

62	Uhlenhake, Jeff (C) — Ohio State.....	1994-95
60	Unger, Max (C) — Oregon.....	2015-18

V

32	Vaccaro, Kenny (S) — Texas.....	2013-17
35	Van Wagner, Jim (FB) — Michigan Tech.....	1978
52	Vanderbundt, Skip (LB) — Oregon State.....	1978
86	VanderLaan, Jason (TE) — Ferris State.....	2019
38	Vandersea, Phil (LB) — Massachusetts.....	1967
81	Vannett, Nick (TE) — Ohio State.....	2021-22
79	Verdon, Jimmy (DE) — Arizona State.....	2005
66	Verstegen, Mike (G) — Wisconsin.....	1995-97
51	Vilma, Jonathan (LB) — Miami (Fla.).....	2008-13
62	Virgil, Lawrence (NT) — Valdosta State.....	2014

W

30	Wade, Trevin (CB) — Arizona.....	2013
70	Wagner, Terrence (C) — Sacramento State.....	2003
87	Wainright, Frank (TE) — Northern Colorado.....	1991-93
83	Walker, Dwight (WR) — Nicholls State.....	1987

ALL-TIME ROSTER

78	Walker, Jeff (G) — Memphis.....	1988-89	71	Winans, Jeff (DT) — Southern California.....	1976
80	Walker, Mike (DE) — Tulane.....	1971	80	Winslow, Doug (WR) — Drake.....	1973
75, 97	Walker, Tyrunn (DT/DE) — Tulsa.....	2012-14, 2018	9	Winslow, George (P) — Villanova.....	1989
85	Walls, Wesley (TE) — Mississippi.....	1994-95	92	Winston, DeMond (LB) — Vanderbilt.....	1990,92-94
4	Walsh, Steve (QB) — Miami (Fla.).....	1990-93	18	Winston Jr., Easop (WR) — Washington State.....	2021
21	Ward, Carl (S) — Michigan.....	1969	2	Winston, Jameis (QB) — Florida State.....	2020-23
72	Ward, Chris (T) — Ohio State.....	1984	86	Wolf, Ethan (TE) — Tennessee.....	2021
58	Ward, Phillip (LB) — UCLA.....	2000	49	Wood, Zach (LS) — SMU.....	2017-
67	Warford, Larry (G) — Kentucky.....	2017-19	65	Woods, Robert (T) — Tennessee State.....	1977-80
98	Warner, Ron (LB) — Kansas.....	1998	47	Woodson, Marv (S) — Indiana.....	1969
73	Warren, Frank (DE) — Auburn.....	1981-89,91-94	34	Word, Barry (RB) — Virginia.....	1987-88
42	Warren, Pierre (S) — Jacksonville State.....	2014	7	Wuerffel, Danny (QB) — Florida.....	1987-99
55	Washington, Dave (LB) — Alcorn State.....	1980	23	Wyatt, Doug (S) — Tulsa.....	1970-72
27, 24	Washington, Dwayne (RB) — Washington.....	2019-22	43, 35	Wynn, DeShawn (RB) — Florida.....	2010
26	Washington, Mickey (CB) — Texas A&M.....	1997	98	Wynn, Renaldo (DT/DE) — Notre Dame.....	2007
59	Waters, Anthony (LB) — Clemson.....	2008-10			
88	Waters, Mike (TE) — San Diego State.....	1987			
82	Watson, Benjamin (TE) — Georgia.....	2013-15, 2018			
55	Watson, Courtney (LB) — Notre Dame.....	2004-05			
67	Watson, John (T) — Oklahoma.....	1977-79			
61	Watson, Mike (T) — Miami (Ohio).....	1977			
49	Wattlett, Frank (S) — Kansas State.....	1981-87			
44	Waymer, Dave (DB) — Notre Dame.....	1980-89			
42, 24	Weary, Fred (CB) — Florida.....	1998-2001			
7	Weatherford, Steve (P) — Illinois.....	2006-08			
85	Weatherspoon, Cephus (WR) — Fort Lewis College.....	1972			
28	Webb, B.W. (CB) — William & Mary.....	2016			
56	Weissenhofer, Ron (LB) — Notre Dame.....	1987			
42	Welch, Claxton (RB) — Oregon.....	1970			
54	Wendryhoski, Joe (C) — Illinois.....	1967-68			
20	Werner, Pete (LB) — Ohio State.....	2021-			
91	Westbrooks, Ethan (DT) — West Texas A&M.....	2021			
80	Westbrooks, Greg (LB) — Colorado.....	1975-77			
84	Wheatley, Austin (TE) — Iowa.....	2000			
39	Wheelwright, Ernie (RB) — Southern Illinois.....	1967-70			
86	Whitaker, Creston (WR) — North Texas.....	1972			
24	White, Corey (CB/S) — Samford.....	2012-14			
17	White, Kevin (WR) — West Virginia.....	2021-22			
79	White, Mitch (T) — Oregon State.....	2001			
98	Whitehead, Willie (DE/DT) — Auburn.....	1999-2006			
23	Whitsell, Dave (CB) — Indiana.....	1967-69			
59	Whittingham, Fred (LB) — Cal Poly-San Luis Obispo.....	1967-68			
23	Whittle, Ricky (RB) — Oregon.....	1996			
66	Wickert, Tom (G) — Washington State.....	1975-76			
49	Wicks, Bob (WR) — Utah State.....	1974			
47	Wilcox, Josh (TE) — Oregon.....	1998-99			
99	Wilkinson, Jimmy (DL) — Oklahoma.....	2010			
94	Wilks, Jim (DE/DT) — San Diego State.....	1981-93			
82	Williams, Boo (TE) — Arkansas.....	2001-04			
51	Williams, Brian (LB) — Southern California.....	2001			
88	Williams, Brooks (TE) — North Carolina.....	1978-81			
61	Williams, Del (G) — Florida State.....	1967-73			
21	Williams, Jamaal (LB) — BYU.....	2023-			
90	Williams, James (LB) — Mississippi State.....	1990-94			
24	Williams, Joe (RB) — Wyoming.....	1972			
45	Williams, John (FB) — Wisconsin.....	1986			
27	Williams, Jonathan (RB) — Arkansas.....	2017-18			
93	Williams, Kevin (DT) — Oklahoma State.....	2015			
66	Williams, Larry (G) — Notre Dame.....	1991			
96	Williams, Melvin (DE) — Kansas State.....	2003-04			
43	Williams, Marcus (S) — Utah.....	2017-21			
25, 26	Williams, P.J. (CB) — Florida State.....	2016-22			
69	Williams, Ralph (G) — Southern.....	1985-86			
86	Williams, Richard (WR) — Abilene Christian.....	1974			
34	Williams, Ricky (RB) — Texas.....	1999-2001			
21	Williams, Robert (CB) — North Carolina.....	1999			
63	Williams, Wally (G) — Florida A&M.....	1999-2002			
65	Williams, Willie (T) — Louisiana State.....	1994			
63	Willis, Donald (G) — North Carolina A&T.....	1995-97			
89	Willis, Len (WR) — Ohio State.....	1977			
67	Willis, Ray (T) — Florida State.....	2011			
4	Wilmsmeyer, Klaus (P) — Louisville.....	1995-96			
18	Wilson, Dave (QB) — Illinois.....	1981,83-89			
24	Wilson, Kyle (CB) — Boise State.....	2015			
95	Wilson, Martez (LB/DE) — Illinois.....	2011-13			
42, 24	Wilson, Jerry (CB) — Southern.....	2001-02			
42	Wilson, Ray (S) — New Mexico.....	1994			
80	Wilson, Robert (WR) — Florida A&M.....	2000-01			
45	Wilson, Tim (FB) — Maryland.....	1983-84			
79, 92	Wilson, Troy (DE) — Pittsburg State.....	1998-99			
18	Wilson, Wade (DB) — Texas A&M-Commerce.....	1993-94			
30	Wilson, Wayne (FB) — Shepherd.....	1979-86			

Y

1	Yepremian, Garo (K) — None.....	1979
36, 27	Yiandom, Isaac (DB) — Boston College.....	2022-23
65	Young, Bob (G) — Howard Payne.....	1981
66	Young, Brian (DT) — UTEP.....	2004-06
93	Young, Kevin (DE) — Utah State.....	1987
89	Young, Tyrone (WR) — Florida.....	1983-84
67	Young, Landon (T) — Kentucky.....	2021-
38, 28	Young, Usama (CB/S) — Kent State.....	2007-10
20	Youngblood, George (S) — Los Angeles State.....	1967-68

Z

79	Zanders, Emanuel (G) — Jackson State.....	1974-80
34	Zellers, Ray (FB) — Notre Dame.....	1995-98
35	Zenner, Zach (RB) — South Dakota State.....	2019
69	Zettel, Anthony (DE) — Penn State.....	2020
69	Zuniga, Jabari (DE) — Miami (Fla.).....	2022

ALL-TIME NUMERICAL ROSTER

0

Obert Logan (S).....	1967
Ugo Amadi (S).....	2023-

00

Ken Burrough (WR).....	1970
------------------------	------

1

Gary Yepremian (K).....	1979
Benny Ricardo (K).....	1980-81
Martin Gramatica (K).....	2007-08
Marquez Callaway (WR).....	2021-22
Alontae Taylor (CB).....	2023-

2

Chip Lohmiller (K).....	1995
Aaron Brooks (QB).....	2000-05
Olindo Mare (K).....	2007
John Kasay (K).....	2011
Zach Hocker (K).....	2015
Jameis Winston (QB).....	2020-23

3

Skip Butler (K).....	1971
John Leyboldt (K).....	1978
Bobby Hebert (QB).....	1985-89,91-92
Mark Royals (P).....	1997-98
John Carney (K).....	2001-06, 09-10
Tyler Palko (QB).....	2007
Joey Harrington (QB).....	2008
Shayne Graham (K).....	2013-14
Matt Flynn (QB).....	2015
Wil Lutz (K).....	2016-20, 2022
Jake Haener (QB).....	2023-

4

Mike Cofer (K).....	1987
Steve Walsh (QB).....	1990-93
Klaus Wilmsmeyer (P).....	1995-96
Toby Gowin (P).....	2000-02
Todd Bouman (QB).....	2003-05
Billy Cundiff (K).....	2006
Glenn Pakulak (P).....	2008
Sean Canfield (QB).....	2010-11
Ryan Griffin (QB).....	2013-14
Brandon Fields (P).....	2015
Blake Gillikin (P).....	2021-22
Derek Carr (QB).....	2023-

5

Florian Kempf (K).....	1987
Heath Shuler (QB).....	1997-98
Adrian McPherson (QB).....	2005
Taylor Mehlhaff (K).....	2008
Garrett Hartley (K).....	2008-13
Kai Forbath (K).....	2015
Joe Callahan (QB).....	2016
Teddy Bridgewater (QB).....	2018-19
Kwon Alexander (LB).....	2021
Jarvis Landry (WR).....	2022
Lynn Bowden Jr. (WR).....	2023

6

Tommy Barnhardt (P).....	1987, 89-94, 99
Dirk Johnson (P).....	2002
Thomas Morstead (P).....	2009-20
Aldrick Rosas (K).....	2021
Cody Parkey (K).....	2021
Brian Johnson (K).....	2021
Blake Bortles (QB).....	2021
Marcus Maye (S).....	2022-23

7

Toni Linhart (K).....	1972
-----------------------	------

Guy Benjamin (QB).....	1980
Norven Andersen (K).....	1982-94
Danny Wuerffel (QB).....	1997-99
Steve Weatherford (P).....	2006-08
Ben Graham (P).....	2008
Luke McCown (QB).....	2013-16
Taysom Hill (QB/TE).....	2017-

8

Archie Manning (QB).....	1971-75,77-82
--------------------------	---------------

9

Happy Feller (K).....	1972-73
George Winslow (P).....	1989
Tommy Kramer (QB).....	1990
Jake Delhomme (QB).....	1998-99
Drew Brees (QB).....	2006-20

10

Charlie Durkee (K).....	1967-68,71-72
Julian Fagan (P).....	1970-72
Steve O'Neal (P).....	1973
Bobby Douglass (QB).....	1976-77
Tom Jurich (K).....	1978
Steve Mike-Mayer (K).....	1978
Brian Hansen (P).....	1984-88
Tommy Barnhardt (P).....	1987,89-94
Cary Blanchard (K).....	1992
Doug Brien (K).....	1995-2000
Jamie Martin (QB).....	2006-07
Skyler Green (WR).....	2008
Chase Daniel (QB).....	2009-12
Brandon Cooks (WR).....	2014-16
Chase Daniel (QB).....	2017
Tre'Quan Smith (WR).....	2018-22
Marquez Callaway (WR).....	2023

11

Ronnie South (QB).....	1968
Jim Ninowski (K).....	1969
Bivian Lee (CB).....	1971-75
Ed Burns (QB).....	1978-80
Richard Todd (QB).....	1984
John Fourcade (QB).....	1987-90
Billy Joe Tolliver (QB).....	1998-2000
Jason Fife (QB).....	2006
Mark Brunell (QB).....	2008-09
Corey Fuller (WR).....	2016
Tommy Lee Lewis (WR).....	2017-18
Deonte Harty (WR/RS).....	2019-22
Cameron Dantzier (DB).....	2023

12

Tom McNeill (P).....	1967-69
Bobby Scott (QB).....	1973-82
Babe Laufenberg (QB).....	1986
Kevin Ingram (QB).....	1987
Billy Joe Hobert (QB).....	1997-99
Jake Delhomme (QB).....	2000-02
Marques Colston (WR).....	2006-15
Marquez Callaway (WR).....	2020
Kenny Stills (WR).....	2021
Chris Olave (WR).....	2022-

13

Larry Cipa (QB).....	1974-75
McCleesley, J.J. (WR/S).....	1993
Doug Nussmeier (QB).....	1994-97
Kerry Collins (QB).....	1998
Rod Harper (WR).....	2009
Joseph Morgan (WR).....	2012, 2014-15
Michael Thomas (WR).....	2016-20, 2022-23

14

Karl Sweetan (QB).....	1968
Edd Hargett (QB).....	1969-72
Russell Erlexben (K/P).....	1979-83
Richard Todd (QB).....	1985

Tim Riordan (QB).....	1987
Tom Hodson (QB).....	1995-96
J.T. O'Sullivan (QB).....	2002-04
Levon Thomas (WR).....	2005
Andy Tanner (WR).....	2013
Tommy Lee Lewis (WR).....	2020
Mark Ingram II (RB).....	2021
Andy Dalton (QB).....	2022

15

Gary Cuzzo (QB).....	1967
Charlie Durkee (K).....	1967-68,71-72
Bob Davis (QB).....	1973
Donnie Gibbs (P).....	1974
Rich Szaro (K).....	1975-78
Toni Fritsch (K).....	1982
Courtney Roby (WR).....	2008-12
Seantavious Jones (WR).....	2014-15
Brandon Tate (WR).....	2018
Brandon Marshall (WR).....	2018
Simmie Cobbs Jr. (WR).....	2018
Trevor Siemian (QB).....	2020-21

16

Bo Burris (S).....	1967-69
Steve Ramsey (QB).....	1970
Ken Stabler (QB).....	1982-84
Tom Blanchard (P).....	1974-78
Mike Buck (QB).....	1990-93
Lance Moore (WR).....	2005-13
Brandon Coleman (WR).....	2014-17
Bennie Fowler III (WR).....	2020
Ian Book (QB).....	2021
Jake Luten (QB).....	2022-23

17

Billy Kilmer (QB).....	1967-70
Rick Partridge (P).....	1979
Speedy Thomas (WR).....	1973-74
Jim Everett (QB).....	1994-96
Mitch Berger (P).....	2003-05
Greg Camarillo (WR).....	2012
Robert Meachem (WR).....	2007-11, 13-14
T.J. Graham (WR).....	2015
Emmanuel Sanders (WR).....	2020
Kevin White (WR).....	2021-22
A.T. Perry (WR).....	2023-

18

Hugo Hollas (S).....	1970-72
Dave Wilson (QB).....	1981,83-89
Wade Wilson (QB).....	1993-94
Terry Guess (WR).....	1996
Jeff Blake (QB).....	2000-01
Phil McGeoghan (WR).....	2003
Terrance Copper (WR).....	2006-08
Saallim Hakim (WR).....	2012
Jalen Saunders (WR).....	2014
Garrett Grayson (QB).....	2015
Jake Kumerow (WR).....	2020
Easop Winston Jr. (WR).....	2021
Keith Kirkwood (WR).....	2018-19, 2022-23

19

Gary Wood (QB).....	1967
Tom Dempsey (K).....	1969-70
Bill McClard (K).....	1973-75
Guido Merkens (QB/WR/DB).....	1980-85
Brett Bech (WR).....	1996
Alonzo Johnson (WR).....	1998
Charlie Jones (WR).....	2000
Devery Henderson (WR).....	2004-12
Jake Lampman (WR).....	2016
Ted Ginn Jr. (WR).....	2017-19
Brett Maher (K).....	2021
Chris Harris Jr. (CB).....	2022
Blake Grupe (K).....	2023-

20

George Youngblood (S).....	1967-68
----------------------------	---------

ALL-TIME NUMERICAL ROSTER

Delles Howell (CB).....	1970-72
John Wood (DE).....	1973
Eric Felton (CB).....	1978-80
Russell Gary (S).....	1981-86
John Sutton (CB).....	1987
Othello Henderson (S).....	1993-94
Derek Brown (RB).....	1995-96
Earl Little (CB).....	1998
Terry Allen (RB).....	2000
Joe Bellamy (S).....	2001-07
Randall Gay (CB).....	2008-10
Joique Bell (RB).....	2011
A.J. Davis (CB).....	2012
Brian Dixon (CB).....	2014-16
Ken Crawley (CB).....	2017-19
Janoris Jenkins (CB).....	2019-20
Pete Werner (LB).....	2021-

21

John Douglas (CB).....	1967-68
Carl Ward (S).....	1969
Joe Scarpati (DB).....	1970
Reynaud Moore (CB).....	1971
Nate Ramsey (S).....	1973
Ken Reeves (CB).....	1974
Greg Boyd (S).....	1974
David Gray (DB).....	1979
John Krimm (S).....	1982
Earl Johnson (CB).....	1985
Dalton Hilliard (RB).....	1987-93
Derek Brown (RB).....	1993-94
Eric Allen (CB).....	1995-97
Earl Little (CB).....	1999
Robert Williams (CB).....	1999
Steve Israel (CB).....	2001
Dale Carter (CB).....	2002-03
Jason Craft (CB).....	2004-08
Terrence Holt (S).....	2008
Mike Bell (RB).....	2009
Julius Jones (RB).....	2010
Keenan Lewis (CB).....	2015
De'vante Harris (CB).....	2016-17
Patrick Robinson (CB).....	2011-14, 2018-20
Bradley Roby (CB).....	2021-22
Jamaal Williams (RB).....	2023-

22

Charlie Brown (RB).....	1967-68
Gary Lewis (RB).....	1970
Elijah Pitts (CB).....	1970
D'Artagnan Martin (CB).....	1971
Howard Stevens (RB).....	1973-74
Benny Johnson (CB).....	1976
Ricky Ray (CB).....	1979-80
Tyrone Anthony (RB).....	1984-85
Van Jakes (CB).....	1986-88
Derrick Taylor (S).....	1987
Michael Mayes (CB).....	1989
Gill Fenerty (RB).....	1990-91
Brad Muster (RB).....	1993-94
Lorenzo Neal (FB).....	1995-96
Tyrone Drakeford (CB).....	1998-99
Fred Thomas (CB).....	2000-07
Tracy Porter (CB).....	2008-11
C.J. Gardner-Johnson (DB).....	2019-21
Mark Ingram II (RB).....	2013-18, 2022
Rashid Shaheed (WR/RS).....	2023-

23

Dave Whitsell (CB).....	1967-69
Doug Wyatt (S).....	1970-72
Joe Profit (RB).....	1973
Charlie Thomas (KR).....	1975
Craig Cassidy (DB).....	1977
James Marshall (DB).....	1980
Buford Jordan (FB).....	1986-92
Lorenzo Neal (FB).....	1993-94
Ricky Whittle (RB).....	1996
Chris Hewitt (S).....	1997-99
Kevin Mathis (CB).....	2000-01
Victor Green (S).....	2003
Fred Booker (CB).....	2005
Omar Stoutmire (S).....	2006
Pierre Thomas (RB).....	2007-14

Marcus Murphy (RB/RS).....	2015-16
Marshon Lattimore (CB).....	2017-

24

Elijah Nevett (CB).....	1967-70
Margene Adkins (WR).....	1972
Joe Williams (RB).....	1972
Johnny Fuller (S).....	1973-75
Clarence Chapman (CB).....	1976-80
Marvin Lewis (RB).....	1982
Terry Hoage (DB).....	1984-85
Scott Woerner (DB).....	1987
Millton Mack (CB).....	1987-91
Derek Brown (RB).....	1993
Mario Bates (RB).....	1994-97
Rob Kelly (S).....	1998
Fred Weary (CB).....	1999-2001
Monty Montgomery (S).....	2004
Dwight Smith (S).....	2005
Bryan Scott (S).....	2006
Chris Barclay (RB).....	2007
Leigh Torrence (CB).....	2008-11
Corey White (CB/S).....	2012-14
Kyle Wilson (CB).....	2015
Sterling Moore (CB).....	2016-17
Vonn Bell (S).....	2018-19
Dwayne Washington (RB).....	2020-22
Johnathan Abram (S).....	2023-

25

Jerry Simmons (WR).....	1967
Al Dodd (WR).....	1969-71
Jerry Moore (S).....	1973-74
Leon McQuay (RB).....	1976
Wade Bosarge (DB).....	1977
Johnnie Poe (CB).....	1981-87
Alex McAfee (RB).....	1991-93, 2001-05
Fred Molden (CB).....	1996-2000
Reggie Bush (RB).....	2006-10
Rafael Bush (S).....	2012-15, 17
P.J. Williams (CB).....	2016
Mike Gillislee (RB).....	2018
Eli Apple (CB).....	2018-19
Ken Crawley (CB).....	2020-21
Daniel Sorensen (S).....	2022
Kendre Miller (RB).....	2023-

26

Jimmy Heidel (S).....	1967
Joe Don Looney (RB).....	1969
Richard Harvey, Sr. (DB).....	1971
Steve Rogers (RB).....	1975
Jimmy Stewart (S).....	1977
Jitter Fields (PR).....	1984
Willie Tullis (CB).....	1985-86
Stacey Dawsey (WR).....	1987
Vince Buck (DB).....	1990-95
Mickey Washington (CB).....	1997
Lamar Smith (RB).....	1999
Corey Harris (CB).....	2000
Fred McAfee (RB).....	2000
Deuce McAllister (RB).....	2001-09
P.J. Williams (CB).....	2017-22
Daniel Sorensen (S).....	2023

27

Walt Roberts (WR).....	1967
Bobby Thompson (S).....	1969
Rod McNeill (RB).....	1974-75
Ray Brown (S).....	1978-80
Greg Stemrick (CB).....	1983
Antonio Gibson (S).....	1986-89, 92
Reginald Jones (CB).....	1991-94
Selwyn Jones (CB).....	1994
Vashone Adams (S).....	1997
Rob Kelly (S).....	2000
Ken Irvin (CB).....	2002
James Fenderson (RB).....	2002-03
Aaron Stecker (RB).....	2004-08
Edwin Baker (RB).....	2014
Damian Swann (CB).....	2015
Jonathan Williams (RB).....	2017-18

Dwayne Washington (RB).....	2018-19
Malcolm Jenkins (CB/S).....	2009-13, 20-21
Alontae Taylor (CB).....	2022
Isaac Yiadom (CB).....	2023

28

Ross Fichtner (S).....	1968
Don Shy (RB).....	1969
James Ford (RB).....	1971-72
Alvin Maxson (RB).....	1974-76
Bill Hurley (DB).....	1982-83
Greg Harding (DB).....	1984
Gene Atkins (S).....	1987-93
Derrick Hoskins (S).....	1996
Troy Davis (RB).....	1997-99
Chris Oldham (S).....	2000-01
Curtis Keaton (RB).....	2002
Deveron Harper (DB).....	2003-04
Sideeq Shabazz (S).....	2005
Anthony Thomas (RB).....	2005
DeJuan Groce (CB).....	2006
Usama Young (CB/S).....	2008-10
Mark Ingram II (RB).....	2011-12
Keenan Lewis (CB).....	2013-14
C.J. Spiller (RB).....	2015-16
B.W. Webb (CB).....	2016
Adrian Peterson (RB).....	2017
Devine Ozigbo (RB).....	2021
Latavius Murray (RB).....	2019-20, 2022
Jordan Howard (RB).....	2022
David Johnson (RB).....	2022
Lonnnie Johnson Jr. (CB).....	2023

29

Ray Ogden (WR).....	1967
Gene Howard (CB).....	1968-70
Billie Hayes (CB).....	1972
Maurice Spencer (CB).....	1974-76, 78
Rodney Lewis (CB).....	1982-84
Reggie Sutton (CB).....	1987-88
Udra Johnson (RB).....	1989
Vencie Glenn (S).....	1991
Keith Taylor (S).....	1992-93
Vinnie Clark (CB).....	1994
Mark McMillian (CB).....	1996
Sammy Knight (S).....	1997-2002
Keyuo Craver (CB).....	2003
Josh Bullocks (S).....	2005-08
Chris McAllister (CB).....	2009
Marcus McCauley (CB).....	2009
Herana-Daze Jones (S).....	2009
Chris Ivory (RB).....	2010-12
Khiry Robinson (RB).....	2013-15
John Kuhn (FB).....	2016-17
Kurt Coleman (S).....	2018
Johnson Bademosi (CB).....	2019
Paulson Adebode (CB).....	2021-

30

Les Kelley (RB).....	1967-69
Bob Shaw (WR).....	1970
Bill Harris (RB).....	1971
Ernie Jackson (CB).....	1972-77
Wayne Wilson (FB).....	1979-86
Vincent Alexander (FB).....	1987
Cedric Smith (FB).....	1991
Anthony Newman (S).....	1995-97
Je'Rod Cherry (DB).....	1998-99
Chad Morton (CB).....	2000
Fred McAfee (RB).....	2006
Lynell Hamilton (RB).....	2008-09
Trevin Wade (CB).....	2013
Don Jones (S).....	2015
Akeme Davis (S).....	2015
Chris Owens (CB).....	2015
Erik Harris (DB).....	2016
Dexter McDougle (DB).....	2017
Ricky Ortiz (FB).....	2019
Grant Haley (CB).....	2020
Justin Evans (DB).....	2022

ALL-TIME NUMERICAL ROSTER

31

Jim Taylor (RB).....	1967
Richard Newsome (S).....	2001
Aaron Glenn (CB).....	2008
Pierson Prieleau (S).....	2009-10
Jerome Murphy (CB).....	2012
Chris Carr (CB).....	2013
Terrence Frederick (CB).....	2013
Jairus Byrd (S).....	2014-16
Chris Banjo (S).....	2017-18
Desmond Trufant (CB).....	2021
Bryce Thompson (DB).....	2022
Eno Benjamin (RB).....	2022
Jordan Howden (DB).....	2023-

32

Tom Barrington (RB).....	1967-70
Lincoln Minor (RB).....	1973
Jim DeRatt (DB).....	1975
Kim Jones (FB).....	1976-79
Scott Stauch (RB).....	1981
Vernon Perry (S).....	1983
Darrell Toussaint (DB).....	1987
Paul Frazier (RB).....	1989
Mark Lee (CB).....	1991
Vaughn Dunbar (RB).....	1992-94-95
Earnest Hunter (RB).....	1996
Aaron Craver (RB).....	1998-99
Jerald Moore (RB).....	2000
Ki-Jana Carter (RB).....	2003-04
Antowain Smith (RB).....	2005
Jabari Greer (CB).....	2009
Johnny Patrick (CB).....	2011-12
Kenny Vaccaro (S).....	2013-17
T.J. Green (S).....	2019
Michael Burton (FB).....	2020
Bryce Thompson (DB).....	2021
Tyrann Mathieu (S).....	2022-

33

Randy Schultz (RB).....	1967-68
Steve Preece (DB).....	1969
Mike Strachan (RB).....	1975-80
Kevin Gray (DB).....	1982
Junior Thurman (DB).....	1987
Ernest Spears (S).....	1990
Tyrone Hughes (CB).....	1993-96
Rob Kelly (S).....	1997
Wilmont Perry (RB).....	1998-99
Moran Norris (FB).....	2001-02
Ashley Ambrose (CB).....	2003-04
Jesse Chatman (RB).....	2005
Joey Thomas (CB).....	2005
Keith Joseph (RB).....	2006
Olaniyi Sobomehin (FB).....	2008
Jabari Greer (CB).....	2010-13
Stanley Jean-Baptiste (CB).....	2014
Jamarca Sanford (S).....	2015
Trey Edmunds (RB).....	2017
Saquan Hampton (DB).....	2019
Kirk Merritt (WR).....	2022-23
Jordan Mims (RB).....	2023-

34

Tony Lorick (RB).....	1968-69
Carlos Bell (TE).....	1971
Jess Phillips (RB).....	1973-74
Tony Galbreath (RB).....	1976-80
Bobby Johnson (DB).....	1983-84,86
Jeff Rodenberger (FB).....	1987
Barry Word (RB).....	1987-88
Craig Heyward (RB).....	1989-92
Ray Zellars (FB).....	1995-98
Ricky Williams (RB).....	1999-2001
Tebucky Jones (S).....	2003-04
Mike McKenzie (CB).....	2005-09
Patrick Robinson (CB).....	2010
Tim Hightower (RB).....	2015-16
Justin Hardee (DB).....	2017-20
Tony Jones Jr. (RB).....	2021-22, 2023

35

Ted Davis (LB).....	1967-69
Jim Dtis (RB).....	1970
Bob Gresham (RB).....	1971-72
Henry Matthews (RB).....	1973
Jim Van Wagner (FB).....	1978
Earl Campbell (RB).....	1984-85
Bobby Morse (FB).....	1989-91
Shane Pahukoa (S).....	1995
Reggie Howard (CB).....	2000
Chris Canty (CB).....	2000
Fakhri Brown (CB).....	2002-05
Jamaal Branch (RB).....	2006-07
David Pittman (CB).....	2008
Michael Lehan (CB).....	2008
DeShawn Wynn (RB).....	2010
Korey Hall (FB).....	2011
Austin Johnson (FB).....	2014-15
Robenson Therzie (S).....	2016
Zach Zenner (RB).....	2019
KeiVarae Russell (DB).....	2021

36

Don McCall (RB).....	1967-68,70
Dick Davis (RB).....	1970
Vic Nyval (RB).....	1970
Don Burchfield (TE).....	1971
Bob Brown (TE).....	1972-73
Andrew Jones (RB).....	1975-76
Greg Boykin (RB).....	1977
Rueben Mayes (RB).....	1986-88,90
Stanford Jennings (RB).....	1991
Derrick Ned (FB).....	1993-95
Lamar Smith (RB).....	1998, 2003
Corey Harris (CB).....	1999
Michael Hawthorne (CB).....	2000-02
Cory McIntyre (RB).....	2006
Darian Barnes (FB).....	2008
Kyle Eckel (FB).....	2009
Marcus Maille (FB).....	2009
Marcus Ball (S).....	2014
Daniel Lasco (RB).....	2015-17
D.J. Swearinger Sr. (DB).....	2019-20
Jordan Miller (DB).....	2021
Isaac Yladam (DB).....	2022

37

Steve Stonebreaker (LB).....	1967-68
Tommy Myers (S).....	1972-81
Mel Gray (RB).....	1986-88
Bennie Thompson (S).....	1989-91
Jimmy Spencer (CB).....	1992-95
Je'Rod Cherry (S).....	1996-97
Chad Cota (S).....	1998
Dino Philyaw (RB).....	1999
Todd Franz (S).....	2000
Steve Gleason (S).....	2000-06
Matt Giordano (S).....	2010
Jerico Nelson (S).....	2012
Eric Frampton (S).....	2013
Jordan Pugh (S).....	2013
Terrence Frederick (CB).....	2014
Sammy Seamster (CB).....	2015
Tracy Carter (CB).....	2015
Chris Banjo (S).....	2016
Arthur Maullet (CB).....	2017-18
Tony Jones Jr. (RB).....	2020

38

Phil Vandersea (LB).....	1967
Tony Baker (RB).....	1968-71
Bill Butler (RB).....	1972-74
George Rogers (HB).....	1981-84
Calvin Nicholson (CB).....	1989-91
Donovan Greer (CB).....	1997
Usama Young (DB).....	2007
Greg Fassitt (CB).....	2009
Rod Sweeting (DB).....	2013
Jamarca Sanford (S).....	2014
Kenny Phillips (S).....	2015
Travis Cadet (RB).....	2015-16

Jeff Heath (DB).....	2021
Shemar Jean-Charles (DB).....	2023

39

Ernie Wheelwright (RB).....	1967-70
Odell Lawson (RB).....	1973-74
Morris LaGrand (RB).....	1975
Brett Maxie (S).....	1985-93
Carl Lee (DB).....	1994
John Covington (S).....	1995
Darren Perry (S).....	2000
Curtis Deloatch (CB).....	2006
Chris Reis (S).....	2007-10
Travis Cadet (RB).....	2012-14
Brandon Browner (CB).....	2015
Taveze Calhoun (CB).....	2016
Demetri Goodson (DB).....	2018
DaMarcus Fields (DB).....	2022
Lou Hedley (P).....	2023

40

Earl Gros (RB).....	1970
Hoyle Granger (RB).....	1971
Terry Schmidt (CB).....	1974-75
Jim Marsalis (S).....	1977
Greg Knafelc (TE).....	1983
Dalton Hilliard (RB).....	1986
Michael Adams (DB).....	1987-88
Robert Massey (CB).....	1989-90
Was Bender (FB).....	1997
Marvin Powell (FB).....	1999
Brian Milne (FB).....	2000
Mel Mitchell (S).....	2002, 04-05
Mike Bell (RB).....	2008
Jonathan Amaya (S).....	2011
Chris Carr (CB).....	2013
Brian Leonard (RB).....	2014
Delvin Breaux (CB).....	2015-16

41

John Gilliam (WR).....	1967-68,77
Bob Newland (WR).....	1971-74
Jimmy Rogers (RB).....	1980-84
Toi Cook (CB).....	1987-93
William Strong (CB).....	1995-96
Tim Carter (CB).....	2001
Erik Lorig (FB).....	2014
Roman Harper (S).....	2006-13, 16
Alvin Kamara (RB).....	2017-

42

John Gilliam (WR).....	1967-68,1977
Claxton Welch (RB).....	1970
Jim Strong (RB).....	1971-72
Joel Parker (WR).....	1974-75
Chuck Muncie (RB).....	1976-80
Toussaint Tyler (RB).....	1981-82
Dana McLemore (DB).....	1986
Ray Wilson (S).....	1994
Fred Weary (CB).....	1998
Willie Clay (S).....	1999
Jerry Wilson (CB).....	2001-02
Jason David (CB).....	2007-08
Darren Sharper (S).....	2009-10
Isa Abdul Quddus (S).....	2011-13
Pierre Warren (S).....	2014
James Anderson (LB).....	2015
Travis Feaney (LB).....	2016
Zach Line (FB).....	2017-19
Chase Hansen (LB).....	2020-22
Ty Summers (LB).....	2023

43

Dicky Lyons (S).....	1970
Dave Kopay (LB).....	1971
Larry Collins (RB).....	1980
Bobby Fowler (FB).....	1984-85
Garland Jean Batiste (FB).....	1987
Kim Phillips (CB).....	1989
Tyrone Legette (CB).....	1992-95
Ashley Ambrose (CB).....	1999

ALL-TIME NUMERICAL ROSTER

Keyuo Craver (CB).....	2002-03
Mike McKenzie (CB).....	2004
Kevin Kaesviharn (S).....	2007-08
DeShawn Wynn (RB).....	2010
Darren Sproles (RB).....	2011-13
Vinnie Sunseri (S).....	2014
Marcus Williams (S).....	2017-21
Ryan Connolly (LB).....	2023

44

George Rose (CB).....	1967
Olie Cordill (P).....	1969
Mike Fink (CB).....	1973
Chris Farasopolos (S).....	1974
Chuck Crist (S).....	1975-77
Dave Waymer (DB).....	1980-89
J.J. McCleskey (WR/S).....	1994-96
Fred McCrary (FB).....	1997
Rob Kelly (S).....	1999
Terrelle Smith (FB).....	2000-03
Mike Kearney (FB).....	2004-08
Heath Evans (FB).....	2009-10
Elbert Mack (CB).....	2012
Hau'oli Kikaha (LB/DE).....	2015, 2017

45

Jimmy Jordan (RB).....	1967
Elbert Kimbrough (S).....	1968
Arthur Green (RB).....	1972
Pete Athas (S).....	1976
Jack Holmes (RB).....	1978-82
Tim Wilson (FB).....	1983-84
John Williams (FB).....	1986
Nate Johnson (RB).....	1987
Craig Heyward (RB).....	1988
Stan Petry (CB).....	1991
Israel Byrd (CB).....	1993-95
Jed Collins (FB).....	2011-13
Toben Oporum (FB).....	2015
Garrett Griffin (TE).....	2017-18, 2020-21
Nephi Sewell (LB).....	2022-

46

Danny Abramowicz (WR).....	1967-73
Jim Kearney (S).....	1976
Hokie Gajan (FB).....	1982-85
Sean Lumpkin (S).....	1992-96
Kendall Gammon (LS).....	1999
Ladell Betts (RB).....	2010
Ken Crawley (CB).....	2016
Adam Prentice (RB).....	2021-

47

Bruce Cortez (CB).....	1967
Marv Woodson (S).....	1969
Bill Dusenbery (RB).....	1970
Virgil Robinson (RB).....	1971-72
Jack DeGrenier (RB).....	1974
Mike Spivey (CB).....	1980-81
Cliff Austin (RB).....	1983
David Rackley (DB).....	1985
Dwight Beverly (RB).....	1987
Cedric Mack (CB).....	1992-93
Travis Davis (S).....	1995
Greg Jackson (S).....	1996
Josh Wilcox (TE).....	1998-99
Kevin Houser (LS).....	2000-08
Jake Ingram (LS).....	2010
Justin Drescher (LB).....	2010-16
Alex Anzalone (LS).....	2017-20

48

Andy Livingston (RB).....	1969-70
Don Schwartz (S).....	1978-80
James Fenderson (RB).....	2002
David Sloan (TE).....	2003
Vonta Leach (FB).....	2006
Kendall Hunter (RB).....	2015
Vonn Bell (S).....	2016-17
J.T. Gray (DB).....	2018-

49

Major Hazelton (DB).....	1970
Bob Wicks (WR).....	1974
Ralph McGill (S).....	1978-79
Artie Owens (WR).....	1980
Frank Wattleat (S).....	1981-87
Tommie Stowers (TE).....	1992-93
K.C. Asioudu (LB).....	2010
Shiloh Keo (S).....	2016
Zach Wood (LS).....	2017-

50

Jake Kupp (G).....	1967-75
Ken Bordelon (LB).....	1976-77, 79-82
Jack Del Rio (LB).....	1985-86
Philip James (C).....	1987
John Johnson (LB).....	1995
Ink Aleaga (LB).....	1997
Kevin Mitchell (LB).....	1998-99
Corey Terry (LB).....	2000
Phil Clarke (LB).....	2001
James Allen (LB).....	2002-05
Marvin Mitchell (LB).....	2007-10
Olin Kreutz (C).....	2011
Curtis Lofton (ILB).....	2012-14
Stephone Anthony (LB).....	2015-17
Gerald Hodges (LB).....	2017
Ray Ray Armstrong (LB).....	2019
Andrew Dowell (LB).....	2020-22

51

Jim Fraser (P).....	1968
Bill Saul (LB).....	1969
John Didion (LB/C).....	1971-74
Sylvester Croom (C).....	1975
Rusty Chambers (LB).....	1975-76
Warren Capone (LB).....	1976
Ron Crosby (LB).....	1978
Stan Holloway (LB).....	1980
Whitney Paul (LB).....	1982-85
Sam Mills (LB).....	1986-94
Larry McCoy (LB).....	1987
Ron Childs (LB).....	1995
Derrick Barnes (LB).....	1997
Phil Clarke (LB).....	1999-2000
Brian Williams (LB).....	2001
Bryan Cox (LB).....	2002
Terrence Melton (LB).....	2004-06
Brian Simmons (LB).....	2007
Jonathan Vilma (LB).....	2008-13
Manti Te'o (LB).....	2017-19
Cesar Ruiz (G/G).....	2020-

52

Frank Emanuel (LB).....	1970
Harry Jacobs (LB).....	1970
John Huard (LB).....	1971
Dick Palmer (LB).....	1972-73
Mike Lemon (LB).....	1975
Skip Vanderbundt (LB).....	1978
Jim Kovach (LB).....	1979-85
Brian Forde (LB).....	1988-91
Mike Stonebreaker (LB).....	1994
Richard Harvey, Jr. (LB).....	1995-97
Vinson Smith (LB).....	1998-99
Sedrick Hodge (LB).....	2001-05
Jeff Faine (C).....	2006-07
Jonathan Casillas (LB).....	2009, 11-12
Kevin Reddick (ILB).....	2013
Todd Davis (ILB).....	2014
Moise Fokou (ILB).....	2014
Craig Robertson (LB).....	2016-20
Montravius Adams (DT).....	2021
Braxton Hoyett (DT).....	2021
D'Marco Jackson (LB).....	2023-

53

Dave Simmons (LB).....	1967
Dick Absher (LB).....	1969-71
Billy Hobbs (LB).....	1972
Rick Kingree (LB).....	1973-77

Tommy Hart (DE).....	1980
Sammy Green (LB).....	1980
Scott Pellauer (LB).....	1981-85
Vaughan Johnson (LB).....	1986-93
Keith Fourcade (LB).....	1987
Don Davis (LB).....	1996-98
Donta Jones (LB).....	2000
Roger Knight (LB).....	2001-04
T.J. Slaughter (LB).....	2005
Mark Simoneau (LB).....	2006-08
Stanley Arnoux (LB).....	2010
Ramon Humber (LB).....	2011-15
James Laurinaitis (LB).....	2016
A.J. Klein (LB).....	2017-19
Zack Baun (LB).....	2020-23

54

Joe Wendryhoski (C).....	1967-68
Tom Rousell (LB).....	1971-72
Dale Lindsey (LB).....	1973
Rick Middleton (LB).....	1974-75
Pat Hughes (LB).....	1977-79
Paul Pyczek (C).....	1981
Ed Simonini (LB).....	1982
Alvin Toles (LB).....	1985-88
Bill Roe (LB).....	1987
Curtis Winfred Tubbs (LB).....	1994-97
Ink Aleaga (LB).....	1998-99
Darrin Smith (LB).....	2000-04
Danny Clark (LB).....	2006
Troy Evans (LB).....	2007-09
Ramon Humber (LB).....	2010
Will Herring (LB).....	2011-13
Jo-Lonn Dunbar (LB).....	2015
Nate Stupar (LB).....	2016-17
Kiko Alonso (LB).....	2019
Wynton McManis (LB).....	2021
Justin March (LB).....	2021
Cory Littleton (LB).....	2023
Jason Pierre-Paul (DE).....	2023
P.J. Mustipher (DT).....	2023

55

Jackie Burkett (LB).....	1967-70
Jim Flanigan (LB).....	1971
Tom Stincic (LB).....	1972
Bob Creech (LB).....	1973
Don Coleman (LB).....	1974-75
Floyd Rice (LB).....	1978
Dave Washington (LB).....	1980
Rob Nairne (LB).....	1981-83
Joe Kohlbrand (LB).....	1985-89
Joe DeForest (LB).....	1987
Scott Ross (LB).....	1991
Reggie Freeman (LB).....	1993
Mark Fields (LB).....	1995-2000
DeShone Myles (LB).....	2001
Travis Carroll (LB).....	2002
Courtney Watson (LB).....	2004-05
Scott Fujita (LB).....	2006-09
Danny Clark (LB).....	2010
Barrett Ruud (LB).....	2012
Keyunta Dawson (OLB).....	2013
Jonathan Goodwin (C).....	2014
Darryl Tapp (DE).....	2016
Jonathan Freedy (LB).....	2017
Kaden Elliss (LB).....	2019-22
Isiah Foskey (DE).....	2023-

56

Jim Ferguson (LB).....	1968
Hap Farber (LB).....	1970
Willie Hall (LB).....	1972-73
Lee Gross (C).....	1975-77
Russ Rewbowe (LB).....	1978
Reggie Mathis (LB).....	1979-80
Dennis Winston (LB).....	1982-85
Pat Swilling (LB).....	1986-92
Ron Weissenhofer (LB).....	1987
Ernest Dixon (LB).....	1994-97
Chris Bordano (LB).....	1998-99
Charlie Clemons (LB).....	2000-02
Orlando Ruff (LB).....	2003-04
Alfred Fincher (LB).....	2005-07

ALL-TIME NUMERICAL ROSTER

Jo-Lonn Dunbar (LB).....	2008-11
Jay Richardson (DLB).....	2013
Ronald Powell (DLB).....	2014
Gerald Hodges (LB).....	2017
Michael Mauti (LB).....	2015-17
Demario Davis (LB).....	2018-

57

Mike Morgan (LB).....	1969-70
Jim Merlo (LB).....	1973-74, 76-79
Larry Coombs (C).....	1980
Rickey Jackson (LB).....	1981-93
Curtis Holden (LB).....	2001
Colby Bockwoldt (LB).....	2004-05
Jason Kyle (LS).....	2003-10
David Hawthorne (LB).....	2012-15
Chris McCain (LB).....	2016
Jason Trusnik (LB).....	2016
Alex Okafor (DE).....	2017-18
Noah Spence (DE).....	2019
Jaylyn Holmes (DE).....	2021
Christian Ringo (DL).....	2022

58

Eli Strand (G).....	1967
Joe Federspiel (LB).....	1972-80
Glen Redd (LB).....	1981, 83-86
Scott Leach (LB).....	1987
Darion Conner (LB).....	1994
Brian Jones (LB).....	1995-96, 98
Joe Tuipala (LB).....	1999
Phillip Ward (LB).....	2000
Jonathan Jackson (LB).....	2001
J.R. Johnson (LB).....	2002
Cie Grant (LB).....	2003-04
Scott Shanle (LB).....	2006-12
Kyle Knox (LB).....	2013-14
Obum Gwacham (DE).....	2015-16
David Parry (DT).....	2017
Kasim Edebali (DE).....	2017
Stephone Anthony (LB).....	2019
Kwon Alexander (LB).....	2020
Ty Summers (LB).....	2022

59

Fred Whittingham (LB).....	1967-68
Wayne Colman (LB).....	1969-74, 76
Chuck Evans (LB).....	1980-81
Chris Martin (LB).....	1983
James Campen (C/G).....	1987-88
Rufus Porter (LB).....	1995-96
Keith Mitchell (LB).....	1997-2001
J. J. Jones (LB).....	2002
Derrick Rodgers (LB).....	2003-04
Ronald McKinnon (LB).....	2005
Matt McCoy (LB).....	2007
Anthony Waters (LB).....	2009-10
Nate Bussey (LB).....	2011
Rufus Johnson (DLB).....	2013
Jerry Franklin (ILB).....	2014
Dannell Ellerbe (LB).....	2015-16
Ben Heeney (LB).....	2017
Sharief Finch (LB).....	2021
Jaylon Smith (LB).....	2021
Monty Rice (LB).....	2023-

60

Brian Schweda (DE).....	1967-68
Doug Sutherland (G).....	1970
Carl Cunningham (LB).....	1971
Greg Westbrook (LB).....	1975-77
Don Reese (DE).....	1978-80
Steve Korte (C).....	1983-90
Derek Kennard (G).....	1991-93
Craig Novitsky (C/T).....	1994-96
Kendall Gammon (C).....	1997
Robert Hunt (G).....	1999
Ben Archibald (T).....	2005
Tearris George (DE).....	2008
Nick Leckey (C).....	2009
Brian de la Puente (C).....	2011-13
Max Unger (C).....	2015-18
Patrick Omameh (G/T).....	2019

61

Del Williams (G).....	1967-73
Mike Watson (T).....	1977
Sam Adams (G).....	1981
Joel Hilgenberg (C/G).....	1984-93
Greg Loberg (G/T).....	1987
Ed King (G).....	1995-97
Montrae Holland (G).....	2003-06
Josh LeRibeux (G).....	2017-18

62

Ross Gwinn (G).....	1968
John Hill (C).....	1975-84
Brad Leggett (C).....	1990-91
Jay Hilgenberg (C).....	1993
Jeff Uhlenhake (C).....	1994-95
Kendall Gammon (C).....	1996
Jerry Fontenot (C).....	1997-2003
Lawrence Virgil (NT).....	2014
Nick Easton (G/C).....	2019-20
Austin Reiter (C).....	2021
Tommy Kraemer (G).....	2023

63

Roy Schmidt (G).....	1967-68
Norman Davis (G).....	1969
Steve Baumgartner (DE).....	1973-77
Rory Bennett (DE).....	1978-81
Bagger Finnie (T).....	1979
Brad Edelman (G).....	1982-89
Karl Dunbar (DE).....	1993
Donald Willis (G).....	1995-97
Wally Williams (G/C).....	1999-2002
Chad Setterstrom (G).....	2004-05
Cameron Tom (C).....	2017-18, 20

64

Ray Hester (LB).....	1971-73
Andy Maurer (G).....	1974
Dave Lafary (T).....	1977-85
Ted Elliott (DT).....	1987
Scott Adams (G).....	1994
Robert Newkirk (DE).....	1999
Kendyl Jacox (G/C).....	2002-05
Zach Strief (T).....	2006-17
Will Clapp (C/G).....	2018-21
Nick Saldiveri (DL).....	2023-

65

Tom Carr (DE).....	1968
Remi Prudhomme (G/C).....	1971-72
Dave Thompson (T).....	1974-75
Robert Woods (T).....	1977-80
Bob Young (G).....	1981
David Carter (C).....	1984-85
Adam Schreiber (G).....	1985
Steve Trapilo (G).....	1987-90, 92
Willie Williams (T).....	1994
Chris Naeole (G).....	1997-2001
LeCharles Bentley (G/C).....	2002-05
Andy Alleman (G).....	2007
Matt Tennant (G/C).....	2010-11
Ricky Henry (G).....	2012
Senio Kelemete (C/G).....	2014-17
Michael Ola (T/G).....	2018
Caleb Benenoch (T/G).....	2021
Wyatt Davis (DL).....	2022

66

Bill Cody (LB).....	1967-70
Royce Smith (G).....	1972-73
Rocky Rasley (G).....	1974
Tom Wickert (G).....	1975-76
David Knowles (T).....	1977
Conrad Dobler (G).....	1978-79
Louis Oubre (G).....	1982-84
Chuck Commiskey (G).....	1986-88
Larry Williams (G).....	1991
Mike Versteegen (G).....	1995-97

Victor Riley (T).....	2002
Brian Young (OT).....	2004-08
Ben Grubbs (G).....	2012-14
Ryan Seymour (G).....	2015
Jack Allen (DL).....	2016
Forrest Lamp (DL).....	2021
Lewis Kidd (OL).....	2022

67

George Harvey (G).....	1967
John Shinner (G).....	1969-71
Bob Kuziel (C).....	1972
Phil LaPorta (T).....	1974-75
John Watson (T).....	1977-79
Stan Brock (T).....	1980-92
Andy McCollum (G).....	1994-98
Bubba Miller (C).....	2002
Jamar Nesbit (G/T).....	2004-09
Ray Willis (T).....	2011
Nick Becton (T).....	2014
Larry Warford (G).....	2017-19
Landon Young (T).....	2021-

68

Richard Neal (DE).....	1969-72, 1978
Wimpy Winther (C).....	1972
Ferry Stieve (G).....	1976-77
Ted Sturt (G).....	1978-81
Pat Saindon (G).....	1986
Walter Housman (T/G).....	1987
Paul Jetton (G).....	1992-93
Alan Kline (T).....	1994-95
Kyle Turley (G/T).....	1998-2002
Victor Riley (T).....	2003-04
Matt Lehr (C/G).....	2008
William Robinson (T).....	2012
Tim Lelito (G/C).....	2013-16
Derrick Kelly II (G/T).....	2020
Josh Andrews (G/C).....	2022

69

Oakley Dalton (DT).....	1977
Bill Fifer (G).....	1978
Nat Hudson (G).....	1981
Ralph Williams (G).....	1985-86
Pat Swoopes (DT).....	1987, 89
Les Miller (DT).....	1991-94
Tom Ackerman (C/G).....	1996-2001
P.J. Alexander (T).....	2003
McKinley Boykin (DT).....	2007
Anthony Hargrove (DL).....	2009-10
Eric Olsen (G/C).....	2012, 2014
Khalif Barnes (DL).....	2016
Anthony Zettel (DL).....	2020
Kyle Murphy (T).....	2021
Jabari Zuniga (DE).....	2022

70

Sam Holden (T).....	1971
Craig Robinson (T).....	1972-73
Dave Hubbard (DT).....	1977
Mark Messeroli (T).....	1978
Jim Rourke (T).....	1985
Bill Contz (T).....	1986-88
Kevin Haverdink (T).....	1989-91
Chris Port (G/T).....	1991-95
Uhuru Hamiter (DE).....	1998
Marcus Price (T).....	2000-01
Jammal Brown (T).....	2005-09
William Robinson (T).....	2011
Eric Olsen (G).....	2011
Mitchell Loewen (DL).....	2017-19
Michael Ola (T/G).....	2019
Christian Ringo (DT).....	2021
Trevor Penning (T).....	2022-

71

Dick Anderson (T).....	1967
Dave McCormick (T).....	1967-68
Willie Townes (DE).....	1970
Faddie Tillman (DT).....	1972
Paul Fersen (T).....	1973-74

ALL-TIME NUMERICAL ROSTER

Kurt Schumacher (G).....1975-77
 Jeff Winans (DT).....1976
 James Taylor (T).....1978-81
 Petey Perot (G).....1985
 Casey Merrill (DT).....1986
 Ken Kaplan (T).....1987
 Richard Cooper (T).....1990-95
 Fred Stokes (DE).....1996
 Ricky Siglar (T).....1997-98
 Spencer Folau (T).....2002-04
 Kendrick Clancy (DT).....2007-09
 Charles Brown (T).....2010-13
 Kaleb Eulls (DT).....2015
 Ryan Rarnczyk (T).....2017-

72

Earl Leggett (DT).....1967-68
 Don Talbert (T).....1969-70
 Joe Owens (DE).....1971-75
 Jeff Hart (T).....1976
 Mike Fultz (DT).....1977-80
 Leon Gray (T).....1982-83
 Chris Ward (T).....1984
 Jim Dombrowski (G/T).....1986-96
 Trezelle Jenkins (T).....1997
 Wayne Gandy (T).....2003-05
 Montavious Stanley (DT).....2008
 Terron Armstead (T).....2013-21

73

Bill Sandeman (T).....1967
 Jerry Sturm (T/C).....1967-70
 Ray Jones (DB).....1973
 John Mooring (T).....1974
 Joe Campbell (DE).....1977-80
 Frank Warren (DE).....1981-89,91-94
 Isaac Davis (G).....1997
 Jahri Evans (G).....2006-16
 Ethan Greenidge (T).....2019-20
 Max Garcia (G).....2023

74

Mike Tilleman (DT).....1967-70
 Doug Mooers (DE).....1971-72
 Derland Moore (DT).....1973-85
 William Leach (G/T).....1987
 Ted Gregory (DT).....1988
 Kevin Haverdink (T).....1989-91
 Cecil Gray (T).....1993
 Herman Carroll (DE).....1994
 Clarence Jones (T).....1996-98
 Steve Scifres (T).....1999
 Scott Sanderson (G/T).....2001-02
 Jermon Bushrod (T).....2007-12, 18
 James Hurst (G/T).....2020-23

75

Dave McCormick (T).....1967-68
 Mike Rengel (DT).....1969
 Mike Richey (T).....1970
 Mike Crangle (DE).....1972
 Elex Price (DT).....1973-80
 Bruce Clark (DE).....1982-88
 Doug Marrone (G).....1989
 Baron Rollins (G).....1994
 Emile Palmer (DT).....1996
 Julian Pittman (DT).....1998
 Jermaine Mayberry (G).....2005
 Mitch King (DT).....2011
 Tyrann Walker (DT/DE).....2012-14
 Andrus Peat (T/G).....2015-23

76

Dave Rowe (DT).....1967-70
 Don Morrison (T).....1971-77
 Kevin Hunt (T).....1978
 Jim Pietrzak (G).....1979-84
 Dwayne Board (DE).....1988
 Gene McGuire (C).....1992
 Rickie Shaw (T).....1993
 Jeff Davidson (T).....1994
 Keno Hills (T).....1996-99

Tutan Reyes (T).....2000-01
 Jonathan Goodwin (C).....2006-10
 Pat McQuistan (T).....2011
 Akiem Hicks (DT/DE).....2012-15
 Tony Hills (T).....2015-16
 Bryce Harris (T).....2017
 Tony McDaniel (DT).....2017
 Taylor Stallworth (DT).....2018
 Calvin Throckmorton (DL).....2021-22

77

Ray Rissmiller (T).....1967
 Tim Boeke (T).....1968
 Mike Taylor (T).....1969-70
 Dan Gaich (DT).....1971
 Carl Johnson (G).....1972-73
 Chris Morris (T).....1975
 Marv Montgomery (T).....1976-77
 Gary Anderson (G).....1978
 Jerry Boyarsky (DT).....1981
 Daren Gilbert (T).....1985-88
 William Roof (T).....1993-2001
 Rodney Leisle (DT).....2004-06
 Carl Nicks (G).....2008-11
 Brodrick Bunkley (DT/NT).....2012-14
 Mike McGlynn (G).....2015
 John Fullington (DL).....2017
 Chaz Green (G/T).....2018
 Derek Newton (T).....2018
 James Carpenter (G).....2021
 Cameron Erving (T).....2023

78

Jerry Jones (T).....1967-69
 Errol Linden (T).....1969-70
 Glen Ray Hines (T).....1971-72
 Billy Newsome (DE).....1973-74
 Elois Grooms (DE).....1975-81
 Kelvin Clark (G).....1982-85
 Shawn Knight (DE).....1987
 Jeff Walker (G).....1988-89
 Mike Keim (T).....1991
 Tom Backes (G).....1993
 Tom Roth (C/G).....1994
 Terry Terrell (T).....1999-2001
 Jon Stinchcomb (T) 2003-04, 2006-10
 Bobby Richardson (DE).....2015
 Landon Turner (DL).....2016
 Bryce Harris (T).....2017
 Cornelius Lucas (T).....2018
 Erik McCoy (G/C).....2019-

79

Lou Cordileone (DT).....1967-68
 Clovis Swinney (DT).....1970
 Emanuel Zanders (G).....1974-80
 Chuck Slaughter (T).....1982
 Henry Thomas (G).....1987
 Glenn Derby (T).....1989-90
 Troy Epps (DT).....1995
 Troy Wilson (DE).....1998
 Mike Halapin (T).....1999
 Mitch White (T).....2001
 Jimmy Verdon (DE).....2005
 Rob Pettiti (T).....2006
 Rob Ninkovich (DE).....2008
 Bryce Harris (T).....2012-14, 17
 John Greco (G).....2017
 Jordan Mills (T).....2021
 Yasir Durant (G).....2022

80

Jim Garcia (DE).....1967
 Mike Walker (DE).....1971
 Doug Winslow (WR).....1973
 Sam Havrilak (WR).....1974
 Earl McCullough (WR).....1974
 Larry Burton (WR).....1975-77
 Gordon Banks (WR).....1980-81
 Lindsay Scott (WR).....1982-85
 Mike Miller (WR).....1985
 Malcolm Barnwell (WR).....1985

Herbert Harris (WR).....1986-87
 Stacey Dawsey (WR).....1987
 Brett Perriman (WR).....1988-90
 Wesley Carroll (WR).....1991-92
 Marcus Dowdell (WR).....1992-93
 Tyrone Johnson (WR).....1994
 Haywood Jeffries (WR).....1996
 Daryl Hobbs (WR).....1997
 Alvin Harper (WR).....1997
 Tony Johnson (TE).....1998
 P.J. Franklin (WR).....1999
 Robert Wilson (WR).....2000-01
 Jerome Pathon (WR).....2002-04
 Shad Meier (TE).....2005
 Mark Campbell (TE).....2006-08
 Darnell Dinkins (TE).....2009
 Austin Carr (WR).....2017-20
 Chris Hogan (WR).....2021
 Kawaan Baker (WR).....2021
 Jimmy Graham (TE).....2010-14, 2023

81

Doug Atkins (DE).....1967-69
 Jesse Anderson (TE).....1993
 Michael Haynes (WR).....1994-96
 Randal Hill (WR).....1997
 Scott Slutzker (TE).....1998
 Lawrence Dawsey (WR).....1999
 Lamont Hall (TE).....2000-02
 Zach Hilton (TE).....2003-04
 Az-Zahir Hakim (WR).....2005
 David Patten (WR).....2007-08
 Michael Higgins (TE).....2011-12
 Cameron Meredith (WR).....2018
 Krishawn Hogan (WR).....2019
 Nick Vannett (TE).....2021-22

82

Johnny Brewer (LB).....1968-70
 Bob Pollard (DE).....1971-77
 Ike Harris (WR).....1978-81
 John Tice (TE).....1983-92
 Darren Gottschalk (TE).....1987
 Ken O'Neal (TE).....1987
 Ivy Smith (TE).....1993-97
 Qadry Ismail (WR).....1998
 Eddie Kennison (WR).....1999
 Andrew Glover (TE).....2000
 Boo Williams (TE).....2001-04
 Nate Lawrie (TE).....2005-06
 Marcellus Rivers (TE).....2006
 Eric Johnson (TE).....2007
 Coby Fleener (TE).....2016-17
 Benjamin Watson (TE).....2013-15, 18
 Adam Trautman (TE).....2020-22

83

Vern Burke (TE).....1967
 Dave Parks (TE).....1968-72
 Len Garrett (TE).....1973-75
 Andy Hamilton (WR).....1975
 Tinker Owens (WR).....1976,78-80
 Kenny Duckett (WR).....1982-85
 Carl Roaches (KR).....1985
 Kelvin Edwards (WR).....1986
 Dwight Walker (WR).....1987
 Cliff Hester (WR).....1987-88
 Greg Scales (TE).....1989-91
 Torrance Small (WR).....1992-96
 Keith Poole (WR).....1997-2000
 Albert Connell (WR).....2001
 Johnny Mitchell (TE).....2001
 Danté Stallworth (WR).....2002-05
 Billy Miller (TE).....2006-08
 Willie Snead IV (WR).....2015-17
 Juwan Johnson (WR/TE).....2020-

84

Jim Hester (TE).....1967-69
 Lawrence Estes (DE).....1970-71
 Preston Riley (WR).....1973
 Paul Seall (TE).....1974-76
 Rich Mauti (WR).....1977-80,82-83

ALL-TIME NUMERICAL ROSTER

Junior Miller (TE).....	1984
Eric Martin (WR).....	1985-93
Steve Rhem (WR).....	1994-95
Eric Guilford (WR).....	1997-98
Scott Slutzker (TE).....	1999
Austin Wheatley (TE).....	2000
Michael Lewis (WR).....	2001-06
Tory Humphrey (TE).....	2009-11
Kenny Stills (WR).....	2013-14
Michael Hoomanawanui (TE).....	2015, 17
Lil'Jordan Humphrey (TE).....	2019-21

85

Ray Poage (TE).....	1967-70
Cephus Weatherspoon (WR).....	1972
John Beasley (TE).....	1973-74
Henry Childs (TE).....	1974-80
Hoby Brenner (TE).....	1981-93
Curtland Thomas (WR).....	1987
Wesley Walls (TE).....	1994-95
Paul Green (TE).....	1996
Nicky Savoie (TE).....	1997
Cameron Cleeland (TE).....	1998-99, 2001
Ernie Conwell (TE).....	2003-06
Ronnie Ghent (TE).....	2007
David Thomas (TE).....	2009-12
Dan Arnold (TE).....	2018

86

Tom Hall (WR).....	1967
Dan Colchico (DE).....	1969
Creston Whitaker (WR).....	1972
Jubilee Dunbar (WR).....	1973
Dave Davis (WR).....	1974
Richard Williams (WR).....	1974
Melvin Baker (WR).....	1975
James Thaxton (TE).....	1976-77
Tom Donovan (WR).....	1980
Rich Caster (TE).....	1981
Rich Martini (WR).....	1981
Jeff Groth (WR).....	1981-85
Mike Jones (WR).....	1986-87
Cliff Benson (TE).....	1987-88
Victor Harrison (WR).....	1987
Rod Harris (WR).....	1989
Gerald Alphin (WR).....	1990-91
Patrick Newman (WR).....	1991-93
Louis Lipps (WR).....	1992
Marcus Dowdell (WR).....	1992-93
Kirk Botkin (TE).....	1994-95
Tony Johnson (TE).....	1996
Gunnard Twyner (WR).....	1997
Sean Dawkins (WR).....	1998
Kendall Gammon (TE).....	1999
Jake Reed (WR).....	2000, 02
Onome Ojo (WR).....	2001
Walter Rasby (TE).....	2003
Zach Hilton (TE).....	2005
John Owens (TE).....	2006-07
Buck Ortega (WR).....	2008-09
Chris Manhertz (TE).....	2016
John Phillips (TE).....	2016-17
Jason Vander Laan (TE).....	2019
Ethan Wolf (TE).....	2021
J.P. Holtz (TE).....	2023

87

Richard Neal (DE).....	1969-72, 78
Monty Stickles (TE).....	1968
Mike Kelly (TE).....	1973
Don Herrmann (WR).....	1975-77
Larry Hardy (TE).....	1978-85
Lonzell Hill (WR).....	1987-90
Malcolm Scott (TE).....	1987
Frank Wainright (TE).....	1991-93
Lee DeRamus (WR).....	1995-96
John Farquhar (TE).....	1997-98
Joe Horn (WR).....	2000-06
Adrian Arrington (WR).....	2009-11
Tommylee Lewis (WR).....	2016
Jared Cook (TE).....	2019-20
Lucas Krull (TE).....	2022
Foster Moreau (TE).....	2023-

88

Ben Hart (S).....	1967
Dave Szymkowski (WR).....	1968
Fred Hyatt (WR).....	1973
Andy Dorris (DE).....	1975-76
Joel Parker (WR).....	1977
Brock Williams (TE).....	1978-81
Don Bass (TE).....	1982
Eugene Goodlow (WR).....	1983-86
Mike Waters (TE).....	1987
Mark Pattison (WR).....	1987-88
Floyd Turner (WR).....	1989-93
Derrrell Mitchell (WR).....	1994
Hendrick Lusk (TE).....	1996
Andrew Hastings (WR).....	1997-99
Willie Jackson (WR).....	2000-01
David Sloan (TE).....	2002
Talman Gardner (WR).....	2003-04
Nate Poole (WR).....	2005
Jeremy Shockey (TE).....	2008-10
Nick Toon (WR).....	2013-14
RaShaun Allen (TE).....	2015
Ty Montgomery II (WR/RB).....	2020-21
J.P. Holtz (TE).....	2022-23

89

Kent Kramer (TE).....	1967
Dave Long (DE).....	1969-72
Bert Askson (TE).....	1973
Gil Chapman (WR).....	1975
Len Willis (WR).....	1977
Wes Chandler (WR).....	1978-81
Aundra Thompson (WR).....	1981-82
Tyrone Young (WR).....	1983-84
Joe Thomas (WR).....	1987
Robert Clark (WR).....	1987-88
Mike Jones (WR).....	1989
Derrick Shepard (WR).....	1989
Quinn Early (WR).....	1991-95
Mercury Hayes (WR).....	1996-97
Brett Bech (WR).....	1997-99
Dave Stachelski (TE).....	2000-01
Wane McGarity (WR).....	2001
Derrick Lewis (WR).....	2002-03
Lamont Hall (TE).....	2004-05
Jamal Jones (WR).....	2006
Sean Ryan (TE).....	2008
John Gilmore (TE).....	2012
Daniel Graham (TE).....	2012
Josh Hill (TE).....	2013-20
Rashid Shaheed (WR/RS).....	2022

90

Walter Johnson (LB).....	1989
James Williams (LB).....	1990-94
Israel Stanley (DE).....	1995
Jared Tomich (DE).....	1997-2000
Kenny Smith (DT).....	2001-04
DeMario Pressley (DT).....	2009
Turk McBride (DE).....	2011-12
Tavaris Barnes (DE).....	2015
Nick Fairley (DT).....	2016
George Johnson (DE).....	2017
Jay Bromley (DT).....	2018
Malcom Brown (DT).....	2019-20
Tanoh Kpassagnon (DE).....	2021-22
Bryan Bresee (DT).....	2023-

91

Monte Bennett (DT).....	1981
Ken Marchiol (LB).....	1987
Robert "Pig" Goff (DT).....	1990-95
Brady Smith (DE).....	1996-99
Grady Jackson (DT).....	2002-03
Will Smith (DE).....	2004-12
Kasim Edebali (LB/DE).....	2014-16
Trey Hendrickson (DE).....	2017-20
Josiah Bronson (DT).....	2021
Ethan Westbrook (DT).....	2021
Kentavious Street (DT).....	2022
Kyle Phillips (DE).....	2023

92

James Haynes (LB).....	1984-89
DeMond Winston (LB).....	1990, 92-94
Toddrick McIntosh (DE).....	1995
Darren Mickell (DE).....	1996-97
Ernest Jones (DE).....	1998
Troy Wilson (DE).....	1999
Martin Chase (DT).....	2000-02
Henry Ford (OT).....	2003
Tony Bryant (DE).....	2003-05
Orien Harris (DT).....	2007
Remi Ayodele (DT).....	2008-10
Shaun Rogers (DT).....	2011
John Jenkins (DT).....	2013-16
John Hughes III (OT).....	2017
Marcus Davenport (DE).....	2018-22
Tanoh Kpassagnon (DE).....	2023-

93

Gary Lewis (DT).....	1983
Kevin Young (DE).....	1987
Wayne Martin (DE/DT).....	1989-99
Darren Howard (DE).....	2000-05
Rob Ninkovich (DE).....	2006
Josh Savage (DE).....	2007
Bobby McCray (DE).....	2008-09
Junior Galette (DE/OLB).....	2010-14
Kevin Williams (DT).....	2015
David Onyemata (DT).....	2016-22
Nathan Shepherd (DT).....	2023-

94

Jim Wilks (DE/DT).....	1981-93
Joe Johnson (DE).....	1994-98, 2000-01
Charles Grant (DE).....	2002-09
Kawika Mitchell (DE).....	2010
Cameron Jordan (DE).....	2011-

95

Jonathan Dumbauld (DE).....	1986, 88
Robert Brannon (DE).....	1987
Travis Davis (DT).....	1990
Ronnie Dixon (DT).....	1993
Ernest Jones (DE).....	1995
Austin Robbins (DT).....	1996-99
Marques Douglas (DE).....	2000
Howard Green (DT).....	2003-04
Cedric Woodard (DT).....	2005
Eric Moore (DE).....	2006
Trevor Johnson (DE).....	2006
Josh Savage (DE).....	2008
Rodney Lesile (DT).....	2009
Martez Wilson (LB/DE).....	2011-13
Brandon Deaderick (NT/DE).....	2014
Tyler Davison (DT).....	2015-18
Taylor Stallworth (DT).....	2019
Kenny Smith (DE).....	2020
Ryan Glasgow (DT).....	2020
Albert Huggins Jr. (DT).....	2021
Jack Heflin (DT).....	2023-

96

Steve Parker (DE).....	1980
Don Thorp (DT).....	1984
Sheldon Andrus (DT).....	1986-87
Michael Simmons (DE).....	1989-90
Jeff Faulkner (DE).....	1993
Mark Gunn (DE).....	1994
Dameian Jeffries (DE).....	1995
Uhuru Hamiter (DT).....	1999
Melvin Williams (DE).....	2003-04
Antwan Lake (DE).....	2006-08
Paul Spicer (DE).....	2009
Alex Brown (DE).....	2010
Tom Johnson (DT/DE).....	2011-13
Kendall Langford (DL).....	2017
Woodrow Hamilton IV (DT).....	2017
Carl Granderson (DE).....	2019-

ALL-TIME NUMERICAL ROSTER

97

James Geathers (DE).....	1984-89
Renaldo Turnbull (DE/LB).....	1990-96
La'Roi Glover (DT).....	1997-2001
Dennis Monroe (DE).....	2002
Johnathan Sullivan (DT).....	2003-05
Michael Haynes (DE).....	2006
Josh Cooper (DE).....	2006-07
Alvin McKinley (DT).....	2008
Jeff Charleston (DE).....	2008-11
Glenn Foster (DE).....	2013-14
Phillip Hunt (DE).....	2015
Sam Barrington (LB).....	2016
Al-Quadin Muhammad (DE).....	2017
Tyrunn Walker (DT).....	2018
Mario Edwards Jr. (DL).....	2019
Malcolm Roach (DL).....	2020-23

98

Reggie Lewis (DE).....	1982-84
Milford Hodge (DE).....	1986
Jim Hanna (DT).....	1994
Ron Warner (LB).....	1998
Willie Whitehead (DE/DT)....	1999-2006
Renaldo Wynn (DE/DT).....	2007
Sedrick Ellis (DT).....	2008-12
Parys Haralson (DLB).....	2013-14
Mike Mohamed (LB).....	2015
Sheldon Rankins (DT).....	2016-20
Payton Turner (DT).....	2021-

99

Tony Elliott (DT).....	1982-88
Joel Smeenge (DE/LB).....	1990-94
Willie Broughton (DT).....	1995-96
Pio Sagapolutele (DT).....	1997
Darren Mickell (DT).....	1999
Norman Hand (DT).....	2000-02
Kenderick Allen (DT).....	2003
Shaun Smith (DT).....	2004
Hollis Thomas (DT).....	2006-08
Jimmy Wilkerson (DL).....	2010
Aubrayo Franklin (DT).....	2011
Paul Kruger (DE).....	2016
Adam Bighill (LB).....	2017
Shy Tuttle (DT).....	2019-22
Khalen Saunders (DT).....	2023



JIM FINKS
PRESIDENT/GENERAL MANAGER

BORN: 8/31/27 **DIED:** 5/8/94
COLLEGE: TULSA '49
PLAYER: 1949-55
GENERAL MANAGER: 1964-93
SAINTS PRESIDENT/GENERAL MANAGER: 1986-93
YEAR INDUCTED: 1995

On July 29, 1995, an illustrious career as a football administrator was capped when Jim Finks was inducted into the Pro Football Hall of Fame in Canton, Ohio. Finks' posthumous election to the Hall was the ultimate honor in a career full of significant accomplishments.

Finks was named president/general manager of the Saints on January 14, 1986 by Owner Tom Benson. As Benson's first major hire since purchasing the team in 1985, Finks brought with him a portfolio of success as a player, coach, scout and administrator that had spanned 37 years in sports.

Much like his prior stints as general manager with the Minnesota Vikings and Chicago Bears, Finks' final stop would also be a success. Hiring head coach Jim Mora and picking impact players in guard/tackle Jim Dombrowski, running backs Dalton Hilliard and Rueben Mayes and linebacker Pat Swilling in his first draft, a franchise that had not achieved a winning season in 20 years logged a 12-3 mark in 1987, second-best in the NFL and go on to their first-ever playoff game. Finks' presence was apparent and recognized as he was named *The Sporting News* NFL Executive of the Year.

Under Finks' leadership, the Saints would continue to have success, winning their first division title in 1991 as the NFC West championship flag flew in New Orleans for the first time. However, shortly after his final draft in 1993, where he mined a future Pro Football Hall of Fame selection in tackle William Roaf, Finks would be forced to resign due to a valiant fight with lung cancer that would claim his life on May 8, 1994. Overall from 1986-92, the Saints would win 60 percent of their regular season games and enjoy a streak of six consecutive non-losing years. Over that period, only two other NFL teams had the same accomplishment.

Prior to coming to New Orleans, Finks served as general manager of the Chicago Bears from 1974-83, where he constructed one of the NFL's most dominating teams. Before his departure, Finks would acquire 19 of the 22 starters for a Bears team that compiled a 15-1 record in 1985 and crushed New England in Super Bowl XX. During his 10-year tenure in Minnesota, Finks hired then-unknown Bud Grant as head coach and the Vikings followed with a string of five NFC Central crowns and two Super Bowl appearances.

The Salem, Ill. native played quarterback at Tulsa University and was a 12th round selection of the Pittsburgh Steelers in 1949. Finks played defensive back until 1952, when he became the Steelers' starting quarterback and went to the Pro Bowl. After retiring as an NFL player following the 1955 season, he served as an assistant coach for two seasons before beginning his career as an administrator as the general manager of Calgary of the Canadian Football League in 1958.



RICKEY JACKSON
LINEBACKER

BORN: 3/20/58
COLLEGE: PITTSBURGH
NFL: 1981-95
SAINTS: 1981-93
YEAR INDUCTED: 2010

57

One of the most productive linebackers in National Football League history, Rickey Jackson served as the linchpin of one of the most dominant linebacker corps the league has ever seen. He became the first player to have spent the majority of his career with New Orleans to have been selected to the Pro Football Hall of Fame.

The Pahokee, Fla. native had an outstanding college career at Pittsburgh and was picked in the second round (51st overall) by the Saints in the 1981 NFL Draft. Jackson appeared in 227 regular season games, starting 225 during 15 NFL seasons, 13 of with the Saints. With 115 sacks as a Saint, he was the club's all-time leader until the end of the 2022 season. Jackson led the club in takedowns six times. He missed only two contests out of a possible 229 regular season games in his career.

Jackson finished his career with 128 sacks, (his eight sacks in his rookie season of 1981 are not included since sacks did not become an official statistic until 1982) ranked tenth all-time in NFL history. He is also the franchise's all-time leader in fumble recoveries with 26.

As a show of respect by opposing coaches and players for his dominating pass rush abilities and sideline to sideline play, Jackson was named to the Pro Bowl six times (1983-86, 1992-93) in his career, tied for the third-most by a Saint. He was an All-Pro selection six times (1984-87, 1992-93). After failing to post a winning campaign in the franchise's first 18 seasons, Jackson's Saints did not have a losing season in his final seven campaigns with the club from 1987-93, qualifying for the playoffs four times during this period.

Jackson would close out his NFL career with San Francisco from 1994-95, earning a championship ring as part of the Super Bowl XXIX winners. Jackson retired as a Saint in 1996. He was inducted into the New Orleans Saints Hall of Fame in 1997 and to the Louisiana Sports Hall of Fame in 1999. In 2013, he was inducted into the New Orleans Saints Ring of Honor and in 2016 was named to the franchise's All-50th team.





WILLIAM ROAF
TACKLE

BORN: 4/18/70
COLLEGE: LOUISIANA TECH
NFL: 1993-2005
SAINTS: 1993-2001
YEAR INDUCTED: 2012

77

One of the most accomplished tackles in National Football League history, William Roaf was the anchor of the Saints offensive line for nine seasons. Coming out of Louisiana Tech in 1993, Roaf was picked by the Saints with the eighth overall choice in the 1993 NFL Draft.

The Pine Bluff, Ark. native was immediately inserted by head coach Jim Mora into the starting lineup at right tackle, where he would start every contest and was selected to several All-Rookie teams. The 6-5, 312-pounder moved to the left side in his second season where he was named a Pro Bowl starter and *Associated Press* first-team All-Pro, which would begin a 12-year stretch as one of the most dominant left tackles in NFL history.

During his nine seasons with the Saints, Roaf was named to the Pro Bowl seven consecutive times (1994-2000), the second-most appearances ever by a Saint. Following a trade to the Kansas City Chiefs in 2002, he would be selected four more times, totaling 11 total selections, tied for the most nominations by a tackle in league history with Anthony Munoz and Jonathan Ogden. He also was an eight-time *AP* All-Pro selection, with four selections from each club. Overall, Roaf started all 189 regular season games and three postseason contests he appeared in for the Saints and Chiefs.

Roaf received one of football's highest honors as he was named to the NFL's All-Decade teams of the 1990's and 2000's, voted on by the Pro Football Hall of Fame selection committee. He was a first-team selection for the 1990's squad and a second-team choice on the 2000's roster, making him one of only 16 players since the AFL-NFL merger to be named to two All-Decade rosters. Additionally, Roaf was named to the Saints Hall of Fame in 2008 and is a member of the Louisiana and Arkansas Sports Hall of Fames. In 2013, he was inducted into the New Orleans Saints Ring of Honor. In 2014 he was elected to the College Football Hall of Fame and in 2016 was named to the franchise's All-50th team.





MORTEN ANDERSEN
KICKER

BORN: 8/19/60
COLLEGE: MICHIGAN STATE
NFL: 1982-2004, 2006-07
SAINTS: 1982-1994
YEAR INDUCTED: 2017

7

One of the most decorated kickers in NFL history, Andersen became only the second exclusive placekicker to be inducted into the Pro Football Hall of Fame. The NFL's all-time scoring leader until the 2018 season played in an NFL-record 382 games during his 25-year career with five teams.

The Copenhagen, Denmark native was a Saints scoring weapon for 13 seasons after being selected by New Orleans in the 1982 NFL Draft in the fourth round (86th overall) out of Michigan State. During his Saints career, Andersen was named to the Pro Bowl four consecutive times and six-times overall (1985-88, 1990,1992) and was named a first team *AP* All-Pro selection five times (1985-88,1992). He finished his Saints career as the club's all-time leader in scoring with 1,318 points, in field goals made with 302 and 25 consecutive field goals made. Andersen went on to play eight seasons for the Falcons (1995-2000, 2006-07) and became Atlanta's all-time scoring leader, earning Pro Bowl and *AP* All-Pro selections in 1995. In the 1999 NFC Championship game, he made a game-winning kick in overtime to beat Minnesota 30-27. Andersen spent the 2001 season with the Giants, the 2002-03 campaigns with the Chiefs and the 2004 season with the Vikings.

Andersen's illustrious career would break almost every NFL kicking and scoring record. In his 25 seasons, he became the NFL's all-time leader in scoring with 2,544 points, in games played with 382 appearances, in field goals made with 565, achieved NFL records with 22 seasons with 90+ points and scored in an NFL record 360 straight games. The seven-time Pro Bowler and six-time All-Pro hit 22 game winning kicks in the final two-minutes or less, with seven of them taking place in overtime.

Andersen received one of the greatest honors in football as he was named to the NFL's All Decade teams of the 1980's and 1990's, voted on by the Pro Football Hall of Fame selection committee. The "Great Dane" was named a first-team selection for both the 1980's team and 1990's roster, making him one of only 16 players since the AFL-NFL merger to be named to two All Decade teams. Andersen is a member of the Saints Hall of Fame (2009), the Louisiana Sports Hall of Fame (2011), the Saints Ring of Honor (2015) and the club's All-50th team (2016).





SAM MILLS
LINEBACKER

BORN: 6/3/59 **DIED:** 4/18/05
COLLEGE: MONTCLAIR STATE
NFL: 1986-97
SAINTS: 1986-94
YEAR INDUCTED: 2022

51

Mills became the fourth player that spent the majority of his career with the New Orleans Saints to be elected into the Pro Football Hall of Fame, when he was posthumously selected in 2022.

Mills, 5-9, 232, who passed away in 2005 after a valiant battle with cancer, joined the Saints in 1986, signing with the team after starting his pro football career in the USFL with the Philadelphia/Baltimore Stars (1983-85). The former Montclair State (N.Y.) standout spent nine seasons (1986-94) with New Orleans, a time when he was a sparkplugs for one of the NFL's most dominant defenses during the majority of his tenure with the Saints.

The New Jersey native played in 133 games with 125 starts during his Saints tenure and recorded 934 career tackles (723 solo), ranked second in club history to Rickey Jackson, 10.5 sacks, four interceptions, 27 passes defended, 16 forced fumbles and 17 fumble recoveries, including two recovered for a touchdown. Mills led New Orleans in tackles in five of his nine (1989-92 and 1994) seasons and reached the century mark five times (1988, 1990-92 and 1994), tied for second in club history. During his tenure, the Saints were ranked in the top four in the NFL in opponent net yards per game three times (1987, 1991-92) and in scoring defense three times (1988, 1991-92), including ranking first in both 1991 and 1992. In four postseason contests, he also added 35 tackles (27 solo) and one sack.

Mills earned accolade after accolade during his playing years with the Saints, being selected to the Pro Bowl four times (1987-88 and 1991-92) and as a consensus All-Pro twice (1991-92). Mills was selected to the Saints Hall of Fame in 1998 and the Louisiana Sports Hall of Fame in 2001 and posthumously the club's All-50th Team (2016) and Ring of Honor (2021).

Following the conclusion of his Saints career in 1994, Mills played three more seasons for the Carolina Panthers from 1995-97, producing 331 tackles, ten sacks and seven interceptions, summing up his career totals to 1,265 stops, 20.5 quarterback takedowns and 11 interceptions. He was selected to his fifth Pro Bowl in 1996 and also as an *Associated Press* All-Pro for the third time.



Mills was one of the club's most active players in the community throughout his tenure, having been selected as the Saints recipient of the Byron "Whizzer" White Humanitarian Award in 1992 and 1993.



RING OF HONOR



LB
RICKEY JACKSON
Saints Career: 1981-93
Inducted: 2013



OWNER
TOM BENSON
Ownership Tenure:
1985-2018
Inducted: 2018



QB
ARCHIE MANNING
Saints Career: 1971-82
Inducted: 2013



DE
WILL SMITH
Saints Career: 2004-13
Inducted: 2019



T
WILLIAM ROAF
Saints Career: 1993-2001
Inducted: 2013



LB
SAM MILLS
Saints Career: 1986-94
Inducted: 2021



K
MORTEN ANDERSEN
Saints Career: 1982-94
Inducted: 2015

PRO FOOTBALL HALL OF FAME

1976

RB **Jim Taylor** (Saints career: 1967)

1982

DE **Doug Atkins** (Saints career: 1967-69)

1991

RB **Earl Campbell** (Saints career: 1984-85)

1995

President/GM **Jim Finks** (Saints career: 1986-93)

2003

Coach **Hank Stram** (Saints career: 1976-77)

2010

LB **Rickey Jackson** (Saints career: 1981-93)

2012

T **William Roaf** (Saints career: 1993-2001)

2016

QB **Ken Stabler** (Saints career: 1982-84)

2017

K **Morten Andersen** (Saints career: 1982-94)

2022

LB **Sam Mills** (Saints career: 1986-94)

MAJOR AWARDS

1971

K **Tom Dempsey**: *PFWA George Halas Award*

1977

QB **Archie Manning**: *Byron "Whizzer" White NFL Man of the Year (NFLPA)*

1978

QB **Archie Manning**: *NFC Most Valuable Player (UPI, Sporting News); NFC Player of the Year (UPI, Sporting News); UPI NFC Offensive MVP*

RB **Chuck Muncie**: *Pro Bowl MVP*

1981

RB **George Rogers**: *NFL Rookie of the Year (Pro Football Weekly/PFWA, Sporting News); NFL Offensive Rookie of the Year (AP, Pro Football Weekly/PFWA); UPI NFC Rookie of the Year*

1983

QB **Archie Manning**: *PFWA Jack Horrigan Award*

1986

K **Morten Andersen**: *Pro Football Weekly/PFWA Golden Toe*

RB **Rueben Mayes**: *NFL Rookie of the Year (Pro Football Weekly/PFWA, Sporting News, Newspaper Enterprise Assoc.); NFL Offensive Rookie of the Year (AP, Pro Football Weekly/PFWA)*

1987

General Manager **Jim Finks**: *Sporting News NFL Executive of the Year*
 Head Coach **Jim Mora**: *NFL Coach of the Year (AP, Pro Football Weekly/PFWA, Sporting News); NFC Coach of the Year (UPI, Pro Football Weekly/PFWA, Committee of 101 - Kansas City)*

1991

LB **Pat Swilling**: *NFL Defensive Player of the Year (AP, Newspaper Enterprise Assoc., Football Digest). NFC Defensive*

Player of the Year (Committee of 101 - Kansas City)

2000

DT **La'Roi Glover**: *NFL Alumni Defensive Lineman of the Year, Committee of 101 - Kansas City NFC Defensive Player of the Year*

Head Coach **Jim Haslett**: *NFL Coach of the Year (AP, Pro Football Weekly/PFWA, Sports Illustrated, Football News, College & Pro Football Weekly, NFL Alumni, The Sports Network); Football Digest Rookie Coach of the Year; NFC Coach of the Year (USA Today, Committee of 101 - Kansas City)*

DE **Joe Johnson**: *NFL Comeback Player of the Year (AP, Pro Football Weekly/PFWA)*

Offensive Coordinator **Mike**

McCarthy: *USA Today Assistant Coach of the Year*

General Manager **Randy Mueller**: *NFL Executive of the Year (Sporting News, Pro Football Weekly/PFWA, Football Digest, The Sports Network)*

2002

G **LeCharles Bentley**: *Sports Illustrated NFL Offensive Rookie of the Year*
 RS **Michael Lewis**: *NFL Alumni Special Teams Player of the Year*

2006

Executive Vice President/General Manager **Mickey Loomis**: *NFL Executive of the Year (Sporting News, Pro Football Weekly/Pro Football Writers of America)*
 Head Coach **Sean Payton**: *NFL Coach of the Year (AP, Sporting News, Pro Football Weekly, Sports Illustrated, Maxwell Club, NFL Alumni), Committee of 101 - Kansas City NFC Coach of the Year*
 QB **Drew Brees**: *Co-NFL Walter Payton Man of the Year, Sports Illustrated (Dr. Z) NFL Most Valuable Player, FedEx Air Player of the Year, Committee of 101 - Kansas City NFC Offensive Player of the*

MAJOR AWARDS, CONT.

Year, NFL Alumni QB of the Year

2007

QB **Drew Brees**: *Pro Football Weekly/PFWA George Halas Award*

2008

QB **Drew Brees**: *NFL Offensive Player of the Year (AP, Sporting News), FedEx Air Player of the Year, Committee of 101 - Kansas City NFC Offensive Player of the Year*

2009

Head Coach **Sean Payton**: *NFL Coach of the Year (Maxwell Club, NFL Alumni), Committee of 101 - Kansas City NFC Coach of the Year*

QB **Drew Brees**: *NFL Player of the Year (Maxwell Club), NFL Alumni QB of the Year, FedEx Air Player of the Year, Sporting News Offensive Player of the Year, Committee of 101 - Kansas City NFC Offensive Player of the Year*

2010

QB **Drew Brees**: *Sports Illustrated Sportsman of the Year, AP 2010 Athlete of the Year; Pro Football Writers Association Good Guy Award*

2011

QB **Drew Brees**: *NFL Offensive Player of the Year (AP, Sports Illustrated), FedEx*

Air Player of the Year, Byron "Whizzer" White NFL Man of the Year (NFLPA), Bart Starr Award

2015

S **Steve Gleason**: *PFWA George Halas Award*

2017

RB **Alvin Kamara**: *The Sporting News NFL Rookie of the Year; NFL Offensive Rookie of the Year (AP and Sports Illustrated); PFWA NFL Offensive Rookie of the Year (co-winner)*
CB **Marshon Lattimore**: *NFL Defensive Rookie of the Year (AP, PFWA and Sports Illustrated)*

2018

QB **Drew Brees**: *Committee of 101 - Kansas City NFC Offensive Player of the Year*
Special Teams **Mike Westhoff**: *PFWA Paul "Dr. Z" Zimmerman Award (co-winner)*

2019

WR **Michael Thomas**: *Associated Press NFL Offensive Player of the Year, Committee of 101 - Kansas City NFC Offensive Player of the Year*

2020

LB **Demario Davis**: *Bart Starr Award*

ALL-PRO/ALL-ROOKIE TEAM

AP - Associated Press, CN - College & Pro Football Weekly, FD - Football Digest, FN - Football News, FW - Professional Football Writers of America, NE - Newspaper Enterprise Association, NY - New York Daily News, PFWA - Pro Football Writers of America, PW - Pro Football Weekly (1992-2012, choices combined with Pro Football Writers of America), SI - Sports Illustrated, SN - Sporting News, UP - United Press International, UW - USA Today/Sports Weekly

1967

CB **Dave Whitsell**: *SN All-Pro; All-NFL 2nd Team (AP, UP)*

1968

DE **Doug Atkins**: *SN All-Pro; All-Pro 2nd Team (AP, NE)*

1969

WR **Danny Abramowicz**: *All-Pro (SN, AP-tied); All-Pro 2nd Team (NY, UPI)*
K **Tom Dempsey**: *SN All-Pro*

1970

P **Julian Fagan**: *All-NFC (AP, SN)*

1972

LB **Joe Federspiel**: *UP All-Rookie*

1978

TE **Henry Childs**: *UP All-NFC 2nd Team*
QB **Archie Manning**: *All-NFC (UP, SN)*

1979

WR **Wes Chandler**: *NE All-Pro 2nd team, UP All-NFC 2nd team*
TE **Henry Childs**: *PW All-NFC; UP All-NFC 2nd Team*
G **Conrad Dobler**: *UP All-NFC 2nd Team*
RB **Chuck Muncie**: *UP All-NFC 2nd Team*
S **Tommy Myers**: *PW All-Pro; All-NFC 1st Team (UP, PW)*

ALL-PRO/ALL-ROOKIE TEAM, CONT.

1980

T Stan Brock: *All-Rookie (UP, PW)*
KR Rich Mauti: *All-NFC (PW - specialist)*

1981

RB George Rogers: *All-Pro 1st Team (AP, SN); NE All-Pro 2nd Team; UP All-NFC*

1982

RB George Rogers: *UP All-NFC 2nd Team*

1983

S Russell Gary: *UP All-NFC*
LB Rickey Jackson: *PW All-NFC*
LB Jim Kovach: *UP All-NFC 2nd Team*
CB Johnnie Poe: *NE All-Pro 2nd Team; UP All-NFC*

1984

P Brian Hansen: *UP All-NFC 2nd Team*
LB Rickey Jackson: *All-Pro 2nd Team (AP, NE); All-NFC (UP, PW)*

1985

K Morten Andersen: *SN All-Pro; AP All-Pro 2nd Team; UP All-NFC*
LB Rickey Jackson: *AP All-Pro 2nd Team; UP All-NFC 2nd Team*

1986

K Morten Andersen: *All-Pro (AP, NE, FW, SN, PFW); All-NFC (UP, PW)*
KR Mel Gray: *All-Pro (SN - specialist)*
LB Rickey Jackson: *AP All-Pro 2nd Team; UP All-NFC 2nd Team*
RB Rueben Mayes: *UP All-NFC 2nd Team; All-Rookie (UP, PW)*

1987

K Morten Andersen: *All-Pro (AP, FW, NE, SN, PW); All-NFC (UP, PW)*
S Gene Atkins: *FW All-Rookie*
DE Bruce Clark: *NE All-Pro 2nd Team*
G Brad Edelman: *UPI All-NFC 2nd Team*
RS Mel Gray: *All-Pro (FW, SN, PW - PR); All-NFC (PW - specialist)*
LB Rickey Jackson: *All-Pro (NE, SN)*
LB Vaughan Johnson: *All-NFC (UP, PW)*
DE Shawn Knight: *FW All-Rookie*
RB Rueben Mayes: *UP All-NFC*
LB Pat Swilling: *UP All-NFC*
G Steve Trapilo: *All-Rookie (FW, UP)*
CB Dave Waymer: *All-Pro 2nd Team (AP); UP All-NFC*

1988

K Morten Andersen: *NE All-Pro 2nd Team; AP All-NFC*
LB Vaughan Johnson: *NE All-Pro; All-NFC (UP, PW)*

1989

RB Dalton Hilliard: *All-Pro 2nd Team (AP, NE); All-NFC 2nd Team (UP)*
LB Vaughan Johnson: *NE All-Pro; AP All-Pro 2nd Team; All-NFC (UP, PW)*
CB Robert Massey: *All-Rookie (FW, CN, PW, FD)*
LB Pat Swilling: *All-Pro 2nd Team (AP, NE); All-NFC 2nd Team (UP)*

1990

LB Vaughan Johnson: *NE All-Pro 2nd Team; UP All-NFC 2nd Team*
LB Pat Swilling: *AP All-Pro 2nd Team; UP All-NFC 2nd Team*
LB Renaldo Turnbull: *All-Rookie (FW, UP, CN, FD)*

1991

LB Vaughan Johnson: *UP All-NFC*
LB Sam Mills: *All-Pro (FW, SN, PW); All-Pro 2nd Team (AP, NE); PW All-NFC PW*
LB Pat Swilling: *All-Pro (AP, NE, FW, SN, PW); All-NFC (UP, PW)*
ST Bennie Thompson: *PW - specialist All-NFC*

1992

K Morten Andersen: *All-Pro (FW, NE, PW); AP All-Pro 2nd Team; All-NFC (UP, PW)*
LB Rickey Jackson: *All-Pro (FW, PW); All-Pro 2nd Team (AP, NE); All-NFC (UP, PW)*
LB Vaughan Johnson: *UP All-NFC*
G Derek Kennard: *NE All-Pro 2nd Team*
DT Wayne Martin: *NE All-Pro 2nd Team*
LB Sam Mills: *All-Pro (PW/FW, SN); AP All-Pro 2nd Team; All-NFC (UP, PW)*
LB Pat Swilling: *All-Pro (AP, SN)*

1993

KR Tyrone Hughes: *All-Pro (PW/FW - specialist); AP All-Pro 2nd Team; All-NFC (UP, PW); All-Rookie (PW/FW, UP, CN, FD)*
LB Rickey Jackson: *SN All-Pro; AP All-Pro 2nd Team; All-NFC (UP, PW)*
T William Roaf: *All-Rookie (PW/FW, UP, CN, FD)*
TE Irv Smith: *All-Rookie (CN, FN)*
LB Renaldo Turnbull: *AP All-Pro; UP All-NFC*

1994

DE Joe Johnson: *All-Rookie (FN, PW/FW, CN, UP)*
T William Roaf: *All-Pro (AP, PW/FW, SN, SI); All-NFC (UP, PW)*
LB Winfred Tubbs: *FN All-Rookie*

NFL HONORS

1995

CB Eric Allen: *UP All-NFC 2nd Team*
LB Mark Fields: *All-Rookie (PW/FW, CN)*
T William Roaf: *All-Pro (AP, PW/FW, SN); All-NFC (UP, PW)*

1996

T William Roaf: *All-Pro (PW/FW, SN); AP All-Pro 2nd Team; PW All-NFC*

1997

S Sammy Knight: *All-Rookie (PW)*
T William Roaf: *AP All-Pro 2nd Team; PW/FW All-NFC*
LB Winfred Tubbs: *AP All-Pro 2nd Team*

1998

DT La'Roi Glover: *CN All-Pro; All-Pro 2nd Team (AP; UW); FN All-NFC*
TE Cameron Cleeland: *All-Rookie (PW/FW, CN, FN, FD)*
G/T Kyle Turley: *All-Rookie (PW/FW, FN, FD)*
T William Roaf: *CN All-Pro 2nd team; FN All-NFC (Football News)*

1999

T William Roaf: *PW All-NFC*

2000

DT La'Roi Glover: *Unanimous All-Pro (PW/FW, AP, UW, SI, SN, CN, FD); All-NFC 1st Team (PW/FW, FN)*
DT Norman Hand: *FD All-Pro 2nd Team*
DE Darren Howard: *All-Rookie (PW/FW, FN)*
DE Joe Johnson: *All-Pro 2nd Team (CN, FD); All-NFC (PW/FW, FN)*
LB Keith Mitchell: *SI All-Pro, PW/FW All-NFC 1st Team*
T William Roaf: *All-Pro (PW/FW, UW, SI, FD); All-Pro 2nd Team (AP, CN); PW/FW All-NFC 1st Team*
T Kyle Turley: *AP All-Pro; All-Pro 2nd Team (CN, FD); FN 1st Team All-NFC*

2001

S Sammy Knight: *FD All-Pro; All-Pro 2nd Team (AP, CN)*

2002

G LeCharles Bentley: *All-Rookie (PW)*
KR Michael Lewis: *All-Pro (AP, CN, FD, PW/FW, SI, SN); All-NFC KR/PR (PW)*
ST Fred McAfee: *PW/FW All-Pro; FW All-Pro 2nd Team; PW All-NFC*
RB Deuce McAllister: *PW All-NFC*
CB Fred Thomas: *SI All-Pro*
WR Donté Stallworth: *PW All-Rookie*

2003

RB Deuce McAllister: *PW All-NFC*

DT Johnathan Sullivan: *PW All-Rookie*

2004

DE Will Smith: *PW All-Rookie*

2005

OT Jammal Brown: *PW All-Rookie*

2006

QB Drew Brees: *All-Pro (AP, PW/FW, SI, SN, UW); PW/NW All-NFC*
T Jammal Brown: *All-Pro (AP, PW/FW, SI, UW); PW/FW All-NFL & All-NFC*
RB Reggie Bush: *PW/FW All-Rookie*
FB Mike Karney: *AP All-Pro 2nd Team*

2008

QB Drew Brees: *All-Pro (SI, SN); AP All-Pro 2nd Team; PW/FW All-NFC*
PR Reggie Bush: *SN All-Pro*
DT Sedrick Ellis: *PW/FW All-Rookie*
G Carl Nicks: *PW/FW All-Rookie*

2009

QB Drew Brees: *SN All-Pro; AP All-Pro 2nd Team; PW/FW All-NFC*
G Jahri Evans: *All-Pro (AP, PW/FW, SI, SN, UW); PW/FW All-NFC*
S Darren Sharper: *All-Pro (AP, PW/FW, SI, SN, UW); PW/FW All-NFC*

2010

G Jahri Evans: *All-Pro (AP, PW/FW, SN); PW/FW All-NFC*
RB Chris Ivory: *All-Rookie (PW/FW, SN)*
S Malcolm Jenkins: *AP All-Pro 2nd Team*
G Carl Nicks: *AP All-Pro 2nd Team*
S Darren Sharper: *AP All-Pro 2nd Team*

2011

QB Drew Brees: *AP All-Pro 2nd Team*
G Jahri Evans: *All-Pro (AP, PW/FW, ESPN.com, SN); PW/FW All-NFC*
TE Jimmy Graham: *AP All-Pro 2nd Team; PW/FW All-NFC*
G Carl Nicks: *All-Pro (AP, ESPN.com, PW/FW, SI, SN); PW/FW All-NFC*

2012

G Jahri Evans: *All-Pro (AP, SN); PW/FW All-NFC*
P Thomas Morstead: *All-Pro (SI, SN); AP All-Pro 2nd Team*

2013

QB Drew Brees: *PFWA ALL-NFC*
G Jahri Evans: *AP All-Pro 2nd Team*
TE Jimmy Graham: *All-Pro (AP 1st team, SN, SI); PFWA All-NFL and All-NFC*
S Kenny Vaccaro: *PFWA All-Rookie*

ALL-PRO/ALL-ROOKIE TEAM, CONT.

2015

LB Stephone Anthony: *PFWA All-Rookie*
 T Zach Strief: *SI All-Pro*

2016

K Wil Lutz: *PFWA All-Rookie*
 WR Michael Thomas: *PFWA All-Rookie*

2017

DE Cameron Jordan: *All-Pro (AP, SN); PW All-NFL and All-NFC*
 RB Alvin Kamara: *AP All-Pro (2nd team flex position); PW All-NFC and All-Rookie*
 CB Marshon Lattimore: *PW All-NFC and All-Rookie*
 T Ryan Ramczyk: *PW All-Rookie*
 WR Michael Thomas: *PW All-NFC*
 S Marcus Williams: *PW All-Rookie*

2018

T Terron Armstead: *AP All-Pro 2nd Team; SN All-Pro; PFWA All-NFC*
 QB Drew Brees: *AP All-Pro 2nd Team; SN All-Pro; PFWA All-NFC*
 DE Marcus Davenport: *PFWA All-Rookie*
 DE Cameron Jordan: *AP All-Pro 2nd Team; PFWA All-NFC*
 T Ryan Ramczyk: *AP All-Pro 2nd Team*
 WR Michael Thomas: *AP first-team All-Pro; SN All-Pro; PFWA All-NFL and All-NFC*

2019

LB Demario Davis: *AP All-Pro 1st Team*
 DB C.J. Gardner-Johnson: *PFWA All-Rookie*
 ST J.T. Gray: *AP All-Pro 2nd Team; PFWA All-NFC*
 PR Deonte Harris: *AP All-Pro 1st Team; PFWA All-NFL, All-NFC and All-Rookie; SN All-Pro*
 DE Cameron Jordan: *AP All-Pro 2nd Team; PFWA All-NFL and All-NFC; SN All-Pro*
 CB Marshon Lattimore: *PFWA All-NFC*
 K Wil Lutz: *PFWA All-NFC*
 C Erik McCoy: *PFWA All-Rookie*
 T Ryan Ramczyk: *AP All-Pro 1st Team; PFWA All-NFL and All-NFC*
 WR Michael Thomas: *AP All-Pro 1st Team; PFWA All-NFL and All-NFC; SN All-Pro*

2020

LB Demario Davis: *AP All-Pro 2nd Team*
 DE Trey Hendrickson: *PFWA All-NFL*
 DE Cameron Jordan: *PFWA All-NFC; SN All-Pro*

RB Alvin Kamara: *AP All-Pro 2nd Team*
 T Ryan Ramczyk: *AP All-Pro 2nd Team; PFWA All-NFC*

2021

LB Demario Davis: *AP All-Pro 2nd Team*
 DE Cameron Jordan: *PFWA All-NFC*
 ST J.T. Gray: *AP All-Pro 1st Team; PFWA All-NFL and All-NFC*

2022

LB Demario Davis: *AP All-Pro 2nd Team*
 WR Chris Olave: *PFWA All-Rookie*

2023

LB Demario Davis: *AP All-Pro 2nd Team*
 PR Rashid Shaheed: *AP All-Pro 1st Team; PFWA All-NFL and All-NFC*

NFL HONORS

PRO BOWL SELECTIONS

1967

CB Dave WhitSELL

1968

DT Dave Rowe

1969

RB Tony Baker, K Tom Dempsey, G Jake Kupp, RB Andy Livingston

1978

QB Archie Manning

1979

WR Wes Chandler, TE Henry Childs, QB Archie Manning (2), RB Chuck Muncie, S Tommy Myers

1981

RB George Rogers

1982

RB George Rogers (2)

1983

LB Rickey Jackson

1984

DE Bruce Clark, P Brian Hansen, LB Rickey Jackson (2)

1985

K Morten Andersen, LB Rickey Jackson (3)

1986

K Morten Andersen (2), LB Rickey Jackson (4), RB Rueben Mayes*

1987

K Morten Andersen (3), TE Hoby Brenner, G Brad Edelman, RB Rueben Mayes (2)*, LB Sam Mills, CB Dave Waymer

1988

K Morten Andersen (4), WR Eric Martin, LB Sam Mills (2)

1989

RB Dalton Hilliard, LB Vaughan Johnson, LB Pat Swilling

1990

K Morten Andersen (5), LB

Vaughan Johnson (2), LB Pat Swilling (2)

1991

LB Vaughan Johnson (3), LB Sam Mills (3), LB Pat Swilling (3), ST Bennie Thompson

1992

K Morten Andersen (6), C Joel Hilgenberg, LB Rickey Jackson (5), LB Vaughan Johnson (4), LB Sam Mills (4), LB Pat Swilling (4)

1993

ST Tyrone Hughes, LB Rickey Jackson (6), LB Rinaldo Turnbull

1994

DE Wayne Martin, T William Roaf

1995

CB Eric Allen, T William Roaf (2)

1996

T William Roaf (3)

1997

T William Roaf (4)

1998

T William Roaf (5)*, DE Joe Johnson

1999

T William Roaf (6)

2000

LB Mark Fields, DT La'Roi Glover, WR Joe Horn, DE Joe Johnson (2), LB Keith Mitchell, T William Roaf (7)

2001

WR Joe Horn (2), DT La'Roi Glover (2), S Sammy Knight

2002

WR Joe Horn (3), KR Michael Lewis, ST Fred McAfee, RB Deuce McAllister

2003

RB Deuce McAllister* (2),

G LeCharles Bentley*

2004

P Mitch Berger, WR Joe Horn (4)

2005

C LeCharles Bentley (2)

2006

QB Drew Brees, T Jammal Brown*, DE Will Smith

2008

QB Drew Brees (2), T Jammal Brown (2)

2009**

QB Drew Brees (3), G Jahri Evans, C Jonathan Goodwin, S Roman Harper, S Darren Sharper, T Jon Stinchcomb, LB Jonathan Vilma

2010

QB Drew Brees (4), G Jahri Evans (2), S Roman Harper (2), G Carl Nicks, LB Jonathan Vilma (2)

2011

QB Drew Brees (5), T Jermon Bushrod, G Jahri Evans (3), TE Jimmy Graham, G Carl Nicks (2)

2012

QB Drew Brees (6), T Jermon Bushrod (2), G Jahri Evans (4), P Thomas Morstead

2013

QB Drew Brees (7), G Jahri Evans (5), TE Jimmy Graham (3), G Ben Grubbs, DE Cameron Jordan

2014

QB Drew Brees (8), G Jahri Evans* (6), TE Jimmy Graham (2), RB Mark Ingram

2015

DE Cameron Jordan (2)

2016

QB Drew Brees (9)

PRO BOWL SELECTIONS, CONT.

2017

QB Drew Brees (10), RB Mark Ingram II (2), DE Cameron Jordan (3), RB Alvin Kamara, CB Marshon Lattimore, WR Michael Thomas, G Larry Warford

2018

T Terron Armstead*, QB Drew Brees* (11), DE Cameron Jordan (4), RB Alvin Kamara (2), G Andrus Peat, WR Michael Thomas* (2), G Larry Warford (2), C Max Unger*

2019

T Terron Armstead (2), QB Drew Brees (12), TE Jared Cook, WR/RS Deonte Harris, DE Cameron Jordan (5), RB Alvin Kamara (3), CB Marshon Lattimore (2)*, K Wil Lutz, G Andrus Peat (2), WR Michael Thomas (3), G Larry Warford (3)

2020

T Terron Armstead (3)*, DE Cameron Jordan (6)*, RB Alvin Kamara (4)*, CB Marshon Lattimore (3)*, G Andrus Peat (3)*

2021

S J.T. Gray (1-special

teams), DE Cameron Jordan (7), RB Alvin Kamara (5), CB Marshon Lattimore (4)

2022

LB Demario Davis (1), DE Cameron Jordan (8)

2023

LB Demario Davis (2), RS Rashid Shaheed

* - did not play
** - Super Bowl participant,
players did not play
() - number of multiple selections to squad as a Saint

NFC PLAYERS OF THE MONTH (AWARDED SINCE 1986)

1988

Sept.: LB Rickey Jackson (Defense)

1989

Oct.: QB Bobby Hebert (Offense)

1990

Dec.: LB Rickey Jackson (Defense, 2)

1991

Sept.: LB Sam Mills (Defense)

1993

Sept.: LB Renaldo Turnbull (Defense)

1994

Oct.: KR-PR Tyrone Hughes (Special Teams)

1997

Nov.: K Doug Brien (Special Teams)

2000

Oct.: DT La'Roi Glover (Defense)

2001

Oct.: RB Ricky Williams (Offense); Oct.: K John Carney (Special Teams)

2002

Oct.: RB Deuce McAllister (Offense)

2006

Sept.: K John Carney (Special Teams, 2)

2008

Sept.: QB Drew Brees (Offense)

2009

Sept.: QB Drew Brees (Offense, 2); Oct.: S Darren Sharper (Defense)

2010

Sept.: KR-ST Courtney Roby (Special Teams)

2011

Dec./Jan.: QB Drew Brees (Offense, 3)

2013

Sept.: TE Jimmy Graham (Offense)

2014

Oct.: K Shayne Graham (Special Teams)

2017

Oct.: DE Cameron Jordan (Defense)

2018

Sept.: K Wil Lutz (Special Teams)

Nov.: QB Drew Brees (Offense, 4)

2019

Sept.: P Thomas Morstead (Special Teams)

Nov.: WR Michael Thomas (Offense)

Dec.: QB Drew Brees (Offense, 5)

2020

Nov.: DE Cameron Jordan (Defense, 2)

2021

Oct.: P Blake Gillikin (Special Teams)

() - number of multiple selections to honor as a Saint

NFC ROOKIE OF THE MONTH

2000

Sept.: DE Darren Howard (Defense);
Dec.: DE Darren Howard (Defense, 2)

2006

Oct.: WR Marques Colston (Offense);
Dec.: RB Reggie Bush (Offense)
()-number of multiple selections to honor as a Saint

NFL ROOKIE OF THE MONTH

2017

Oct.: CB Marshon Lattimore (Defense);
Nov.: RB Alvin Kamara (Offense); Dec.:
CB Marshon Lattimore (Defense, 2)

2022

Sept.: WR Chris Olave (Offense)
()-number of multiple selections to honor as a Saint

NFC PLAYERS OF THE WEEK (AWARDED SINCE 1984)

1984

Week 11: DE Jim Wilks (Defense); Week
12: DT Bruce Clark (Defense)

1985

Week 3: QB Dave Wilson (Offense)

1986

Week 7: RB Rueben Mayes (Offense);
Week 9: LB Rickey Jackson (Defense);
Week 10 : DE Bruce Clark (Defense, 2)

1987

Week 9: RB Dalton Hilliard (Offense);
Week 11: DE Jim Wilks (Defense, 2);
Week 14: QB Bobby Hebert (Offense);
Week 15: LB Rickey Jackson (Defense, 2)

1988

Week 8: LB Rickey Jackson (Defense, 3);
Week 12: QB Bobby Hebert (Offense, 2)

1989

Week 7: RB Dalton Hilliard (Offense, 2);
Week 8: LB Pat Swilling (Defense); Week
11: LB Pat Swilling (Defense, 2)

1990

Week 10: RB Craig Heyward (Offense)

1991

Week 5: LB Rickey Jackson (Defense, 4);
Week 10: LB Pat Swilling (Defense, 3);
Week 16: QB Bobby Hebert (Offense, 3);
Week 17: S Gene Atkins (Defense)

1992

Week 6: LB Rickey Jackson (Defense, 5);
Week 14: DE Wayne Martin (Defense)

1993

Week 2: QB Wade Wilson (Offense);
Week 3: P Tommy Barnhardt (Special
Teams); Week 3: LB Renaldo Turnbull
(Defense); Week 4: K Morten Andersen
(Special Teams); Week 4: LB Vaughan
Johnson (Defense); Week 13: KR Tyrone
Hughes (Special Teams)

1994

Week 3: LB Darion Conner (Defense);
Week 5: LB James Williams (Defense);
Week 8: KR/PR Tyrone Hughes (Special
Teams, 2); Week 15: K Morten Andersen
(Special Teams, 2); Week 17: P Tommy
Barnhardt (Special Teams, 2)

1995

Week 9: KR/PR Tyrone Hughes (Special
Teams, 3); Week 10: K Doug Brien
(Special Teams)

1996

Week 16: DT Wayne Martin (Defense, 2)

1997

Week 4: DT Wayne Martin (Defense,
3); Week 12: S Chris Hewitt (Special
Teams); Week 14: K Doug Brien (Special
Teams, 2); Week 16: P Mark Royals
(Special Teams)

1998

Week 4: LB Mark Fields (Defense); Week
8: P Mark Royals (Special Teams, 2);
Week 14: DT La'Roi Glover (Defense)

1999

Week 16: CB Fred Weary (Defense)

NFC PLAYERS OF THE WEEK, CONT. (AWARDED SINCE 1984)

2000

Week 6: DT La'Roi Glover (Defense, 2);
 Week 7: DT La'Roi Glover (Defense, 3);
 Week 9: LB Keith Mitchell (Defense);
 Week 10: QB Jeff Blake (Offense); Week
 11: LB Keith Mitchell (Defense, 2); Week
 13: DT La'Roi Glover (Defense, 4)

2001

Week 1: S Sammy Knight (Defense);
 Week 4: RB Ricky Williams (Offense);
 Week 4: K John Carney (Special Teams);
 Week 7: S Sammy Knight (Defense, 2);
 Week 7: K John Carney (Special Teams, 2)

2002

Week 1: RB Fred McAfee (Special
 Teams); Week 6: WR Michael Lewis
 (Special Teams), DE Darren Howard
 (Defense); Week 7: QB Aaron Brooks
 (Offense), Week 10: S Steve Gleason
 (Special Teams)

2003

Week 7: QB Aaron Brooks (Offense, 2);
 Week 9: DE Willie Whitehead (Defense);
 Week 13: RB Deuce McAllister (Offense);
 Week 15: QB Aaron Brooks (Offense, 3)

2004

Week 3: K John Carney (Special Teams,
 3); Week 14: P Mitch Berger (Special
 Teams); Week 15: RB Aaron Stecker
 (Special Teams); Week 16: WR Michael
 Lewis (Special Teams, 2); Week 17:
 DE Tony Bryant (Special Teams)

2005

Week 1: K John Carney (Special Teams, 4);
 Week 4: DE Darren Howard (Defense, 2)

2006

Week 3: LB Scott Fujita (Defense); Week
 5: RB Reggie Bush (Special Teams);
 Week 9: QB Drew Brees (Offense); Week
 13: RB Reggie Bush (Offense); Week 14:
 QB Drew Brees (Offense, 2)

2007

Week 8: QB Drew Brees (Offense, 3);
 Week 15: QB Drew Brees (Offense, 4)

2008

Week 5: RB Reggie Bush (Special
 Teams, 2); Week 6: QB Drew Brees
 (Offense, 5); Week 8: QB Drew Brees
 (Offense, 6); Week 12: QB Drew Brees
 (Offense, 7)

2009

Week 1: QB Drew Brees (Offense, 8);
 Week 4: S Darren Sharper (Defense);
 Week 6: QB Drew Brees (Offense,
 9); Week 9: DL Anthony Hargrove
 (Defense); Week 11: P Thomas Morstead
 (Special Teams); Week 12: QB Drew
 Brees (Offense, 10); Week 17: P Thomas
 Morstead (Special Teams, 2)

2010

Week 2: K Garrett Hartley (Special
 Teams); Week 12: S Malcolm Jenkins
 (Defense); Week 14: S Malcolm Jenkins
 (Defense, 2)

2011

Week 2: S Roman Harper (Defense);
 Week 7: QB Drew Brees (Offense, 11);
 Week 10: S Roman Harper (Defense, 2);
 Week 12: QB Drew Brees (Offense, 12);
 Week 16: QB Drew Brees (Offense, 13)

2012

Week 5: QB Drew Brees (Offense, 14);
 Week 10: TE Jimmy Graham (Offense)

2013

Week 3: TE Jimmy Graham (Offense, 2);
 Week 4: QB Drew Brees (Offense, 15);
 Week 10: QB Drew Brees (Offense, 16);
 Week 17: QB Drew Brees (Offense, 17)

2014

Week 9: OLB Junior Galette (Defense);
 Week 13: QB Drew Brees (Offense, 18)

2015

Week 4: QB Drew Brees (Offense, 19);
 Week 6: LB Michael Mauti (Special
 Teams); Week 8: QB Drew Brees
 (Offense, 20)

2016

Week 6: K Wil Lutz (Special Teams);
 Week 8: K Wil Lutz (Special Teams, 2);
 Week 12: RB Mark Ingram II (Offense)

2017

Week 6: DE Cameron Jordan (Defense);
 Week 9: DB Justin Hardee (Special
 Teams); Week 11: RB Mark Ingram II
 (Offense, 2)

2018

Week 3: QB Drew Brees (Offense, 21);
 Week 4: LB Demario Davis (Defense);
 Week 5: QB Drew Brees (Offense, 22);
 Week 8: CB P.J. Williams (Defense);
 Week 9: WR Michael Thomas (Offense);

NFL HONORS

NFC PLAYERS OF THE WEEK, CONT. (AWARDED SINCE 1984)

Week 14: QB Taysom Hill (Special Teams)

2019

Week 3: P Thomas Morstead (Special Teams, 3); **Week 7:** P Thomas Morstead (Special Teams, 4); **Week 13:** DE Cameron Jordan (Defense, 2); **Week 15:** QB Drew Brees (Offense, 23)

2020

Week 1: P Thomas Morstead (Special Teams, 5); **Week 5:** K Wil Lutz (Special Teams, 2); **Week 16:** RB Alvin Kamara (Offense)

2021

Week 5: CB Marshon Lattimore (Defense); **Week 7:** RB Alvin Kamara (Offense, 2); **Week 15:** DE Cameron Jordan (Defense, 3); **Week 17:** DE Cameron Jordan (Defense, 4)

2022

Week 5: QB Taysom Hill (Offense); **Week 17:** DE Cameron Jordan (Defense, 5)

2023

Week 5: K Blake Grupe (Special Teams); **Week 9:** CB Paulson Adebo (Defense)

() - number of multiple selections to honor as a Saint

1967 EXPANSION DRAFT

Held Feb. 10, 1967

In what became the foundation of New Orleans' first team, the Saints selected 42 players in an expansion draft, using the same procedures as in the formation of the Atlanta Falcons in 1966. The Falcons were exempted from the expansion draft in 1967, thus leaving 14 teams from whom the Saints selected players. The procedures that were in place for the Saints were as follows: Each of the other 14 NFL teams froze 29 players from its 40-man roster, leaving 11 players available to be selected. The Saints chose one player from those 11 remaining on each team. Then, each team froze two additional players, leaving eight on each list, from which the Saints chose two more.

Tom Barrington, fb. Ohio State (from Washington)
 Jim Battle, t Southern (from Cleveland)
 Charlie Bradshaw, t. Baylor (from Pittsburgh)
 Jackie Burkett, lb. Auburn (from Baltimore Colts)
 Dave Cahill, dt. Arizona State (from Philadelphia)
 Bill Cody, lb. Auburn (from Detroit)
 Don Croftcheck, g. Indiana (from Washington)
 Bill Curry, c. Georgia Tech (from Green Bay)
 Ted Davis, lb. Georgia Tech (from Baltimore Colts)
 Jim Garcia, de. Cal State-Chico (from N.Y. Giants)
 Tom Hall, wr. Minnesota (from Minnesota)
 Steve Heckard, wr. Davidson (from L.A. Rams)
 Jimmy Heidel, db. Mississippi (from St. Louis Cardinals)
 Paul Hornung, rb. Notre Dame (from Green Bay)
 Billy Kilmer, qb. UCLA (from San Francisco)
 Elbert Kimbrough, db. Northwestern (from San Francisco)
 Kent Kramer, te. Minnesota (from San Francisco)
 Jake Kupp, g. Washington (from Washington)
 Earl Leggett, dt. Louisiana State (from L.A. Rams)
 Obert Logan, db. Trinity (Texas) (from Dallas)
 Riley Mattson, t. Oregon (from Chicago)
 John Morrow, c. Michigan (from Cleveland)
 Ray Ogden, te. Alabama (from St. Louis Cardinals)
 Ray Rissmiller, t. Georgia (from Philadelphia)
 Walt Roberts, wr. San Jose State (from Cleveland)
 George Rose, db. Auburn (from Minnesota)
 Bill Sandeman, t. Pacific (from Dallas)
 Bob Scholtz, t. Notre Dame (from N.Y. Giants)
 Brian Schweda, de. Kansas (from Chicago)
 Dave Simmons, lb. Georgia Tech (from St. Louis Cardinals)
 Jerry Simmons, wr. Bethune-Cookman (from Pittsburgh)
 Bob Smith, rb. North Texas State (from Pittsburgh)
 Bobby Lee Smith, db. UCLA (from Detroit)
 Larry Stephens, dt. Texas (from Dallas)
 Steve Stonebreaker, lb. Detroit (from Baltimore Colts)
 Mike Tilleman, dt. Montana (from Minnesota)
 Phil Vandorsea, lb. Massachusetts (from Green Bay)
 Willie Walker, wr. Tennessee State (from Detroit)
 Joe Wendryhoski, g. Illinois (from L.A. Rams)
 Dave Whittsell, db. Indiana (from Chicago)
 Fred Whittingham, lb. Cal Poly-San Luis Obispo (from Philadelphia)
 Gary Wood, qb. Cornell (from N.Y. Giants)

1967 DRAFT

Held March 14, 1967

The first combined AFL-NFL draft was held in 1967. A player's overall order of selection is designated by a number after his position. In 1967, the expansion New Orleans Saints received the first and last choices in each round and an additional choice at the end of the 2nd, 3rd and 4th rounds.

1a. traded to Baltimore
 1b. Leslie Kelley, fb (26) Alabama
 2a. James (Bo) Burris, s (27) Houston
 2b. John Gilliam, rb (52) South Carolina State
 2c. David Rowe, de (53) Penn State

3a. traded to Baltimore
 3b. Del Williams, g (79) Florida State
 3c. Ben Hart, wr (80) Oklahoma
 4a. Ron Widby, p (81) Tennessee
 4b. Bill Carr, c (106) Florida
 4c. Tom Stangle, t (107) Dayton
 5a. Don McCall, rb (108) Southern California
 5b. John Douglas, cb (133) Texas Southern
 6a. George Harvey, g (134) Kansas
 6b. Charles (Bo) Wood, lb (159) North Carolina
 7a. Gary Hertzog, g (160) Willamette
 7b. Bob McKelvey, lb (185) Northwestern
 8a. Sam Harris, te (186) Colorado
 8b. Barry Siler, lb (211) Albion
 9a. Tim Lavens, te (212) Idaho
 9b. Eugene Ross, cb (237) Oklahoma
 10a. Charles Brown, rb (238) Missouri
 10b. Roosevelt Robertson, te (263) North Carolina College
 11a. Jim Benson, g (264) Florida
 11b. Bernard Corbin, cb (288) Alabama A&M
 12a. Ronnie Pack, g (289) Texas Tech
 12b. John Robinson, wr (315) Tennessee A&I
 13a. Bill Stetz, lb (316) Boston College
 13b. Gary Grossnickle, s (341) Missouri



WR Danny Abramowicz

14a. Jim Hester, te (342) North Dakota
 14b. George Stetter, cb (367) Virginia
 15a. John Snow, dt (368) Wake Forest
 15b. Darrell Johnson, rb (393) Lamar
 16a. Marcus Rhoden, wr (394) Mississippi State
 16b. Bruce Cortez, cb (419) Parsons College
 17a. Dan Abramowicz, wr (420) Xavier (Ohio)
 17b. Billy Bob Stewart, lb (438) Southern Methodist (choice acquired from Baltimore)
 17c. Jimmy Walker, s (445) Providence

1968 DRAFT

Held January 30-31, 1968

1a. traded to Green Bay
 1b. Kevin Hardy, de (7) Notre Dame (choice acquired from Minnesota)
 2. choice to Los Angeles for joining scouting combine
 3. Dave Szymakowski, wr (59) West Texas State
 4a. Willie Crittendon, dt (85) Tulsa
 4b. Dan Sartin, g (103) Mississippi
 5. Ronnie Lee South, qb (115) Arkansas
 6. traded to San Francisco
 7a. Ray Phillips, g (169) Michigan (choice acquired from Detroit)
 7b. Eugene Howard, cb (175) Langston
 8. Dick Swatland, g (195) Notre Dame
 9. Joe Blake, g (223) Tulsa
 10. Doug Robinson, s (254) Iowa State
 11. Bennie Blocker, rb (276) South Carolina State
 12. John Beck, cb (303) San Diego State
 13. Kayo Trepanier, t (331) Montana State
 14. Herbert Covington, rb (359) Memphis State
 15. Wilmer Cooks, rb (384) Colorado
 16. Elie Ghattas, g (411) Ball State
 17. Jim Ferguson, lb (439) Southern California

NFL DRAFT HISTORY

1969 DRAFT

Held January 28-29, 1969


- 1a. traded to San Francisco
- 1b. John Shinnors, g (17) Xavier (Ohio)
(choice acquired from Minnesota)
- 2a. traded to Baltimore
- 2b. Richard Neal, de (45) Southern
(choice acquired from St. Louis)
3. traded to Detroit
- 4a. Dennis Hale, s (85) Minnesota
- 4b. Bob Hudspeth, t (102) Southern Illinois
(choice acquired from Dallas)
- 5a. Tony Kyasky, s (111) Syracuse
- 5b. Keith Christensen, t (117) Kansas
(choice acquired from N.Y. Giants)
6. Bob Miller, te (138) Southern California
7. traded to Baltimore
8. Jim Lawrence, wr (189) ... Southern California
9. Joe Owens, lb (215) Alcorn State
10. McKinley Reynolds, rb (241) Hawaii
11. Tommy Morel, rb (267) Louisiana State
12. Tom Broadhead, rb (293) Santa Barbara State
13. Joe Robillard, cb (319) Linfield
14. Gary Loyd, p (345) California Lutheran
15. Bill Waller, wr (371) Xavier (Ohio)
16. Edd Hargett, qb (397) Texas A&M
17. Chico Kurzawski, s (423) Northwestern

- 2a. traded to Chicago
- 2b. Sam Holden, t (31) Grambling
(choice acquired from Houston)
3. Bivian Lee, cb (54) Prairie View A&M
- 4a. traded to Dallas
- 4b. Carlos Bell, te (82) Houston
- 4c. Wimpy Winther, c (88) Mississippi
(choice acquired from Washington)
- 4d. D'artagnan Martin, cb (91) Kentucky State
- 4e. Don Morrison, t (98) Texas-Arlington
5. traded to Pittsburgh
6. Don Morehead, rb (132) Michigan
- 7a. Larry DiNardo, g (158) Notre Dame
- 7b. Bob Newland, wr (172) Oregon
(choice acquired from Kansas City)
- 8a. traded to Pittsburgh
- 8b. James Elder, cb (194) Southern
(choice acquired from Washington)
- 8c. Bob Gresham, rb (201) West Virginia
(choice acquired from Oakland)
9. Tom Williams, s (210) Williamette
10. Rocky Pamplin, rb (239) Hawaii
(choice acquired from Philadelphia)
11. Bob Pollard, de (262) Weber State
12. Ron Gathright, cb (288) Morehead State
13. Don Burchfield, te (314) Ball State
14. Bobby Scott, qb (340) Tennessee
15. Bart Graves, de (366) Tulane
16. Craig Robinson, t (392) Houston
17. Hermann Eban, wr (428) Oklahoma State
(choice acquired from Washington)

1970 DRAFT

Held January 27-28, 1970

1. Ken Burrough, wr (10) Texas Southern
2. traded to Cleveland
3. Clovis Swinney, de (62) Arkansas State
4. Delles Howell, cb (88) Grambling
- 5a. Glenn Cannon, s (106) Mississippi
(choice acquired from Chicago)
- 5b. traded to Washington
- 5c. Steve Ramsey, qb (126) ... North Texas State
(choice acquired from Los Angeles)
6. Mel Easley, cb (140) Oregon State
7. Lon Woodard, de (166) San Diego State
8. Lawrence Estes, de (192) Alcorn State
9. Jim Otis, rb (218) Ohio State



QB Archie Manning

10. Jim Brumfield, rb (244) Indiana State
11. Gary Klahr, lb (270) Arizona
12. Willie Davenport, cb (296) Southern
13. Ralph Miller, te (322) Alabama State
(selection was declared ineligible by NFL)
14. Doug Sutherland, de (348) Wisconsin-Superior
15. Jim Vest, de (374) Washington State
16. Cliff Gasper, dt (400) Grambling
17. Doug Wyatt, s (426) Tulsa

1971 DRAFT

Held January 28-29, 1971

1. Archie Manning, qb (2) Mississippi

1972 DRAFT

Held February 1-2, 1972

1. Royce Smith, g (8) Georgia
- 2a. Willie Hall, lb (31) Southern California
(choice acquired from Houston)
- 2b. traded to Oakland
- 3a. Bob Kuziel, c (60) Pittsburgh
- 3b. Tom Myers, s (74) Syracuse
(choice from Baltimore through Oakland)
- 4a. Mike Crangle, de (85) Tennessee-Martin
- 4b. Joe Federspiel, lb (99) Kentucky
(choice acquired from Washington through
L.A. Rams & Philadelphia)
- 4c. Mike Coleman, de (101) Knoxville College
(choice acquired from Kansas City)
- 5a. Bill Butler, rb (111) Kansas State
(choice acquired from Green Bay)
- 5b. Carl Johnson, t (112) Nebraska
- 5c. Bob Davies, s (126) South Carolina
(choice acquired from Baltimore)
- 6a. Wayne Dorton, g (137) Arkansas State
- 6b. Curt Watson, rb (150) Tennessee
(choice acquired from Oakland)
7. Ernie Jackson, cb (164) Duke
8. Ron Vinson, wr (189) Abilene Christian
9. Kent Bransletter, dt (216) Houston
10. Andy Kupp, g (241) Idaho
11. Paul Dongieux, lb (267) Mississippi
12. Steve Lockhart, te (293) Arkansas State
13. Caphus Weatherspoon, wr (320) ... Fort Lewis
14. Steve Barrios, wr (345) Tulane
15. Rusty Lachaussee, qb (372) Tulane
16. Joe Balthrop, g (397) Tennessee
17. Dick Graham, wr (424) Oklahoma State

1973 DRAFT

Held January 30-31, 1973

1. traded to Baltimore
- 2a. Derland Moore, de (29) Oklahoma
- 2b. Steve Baumgartner, de (51) Purdue
(choice acquired from Washington through
N.Y. Jets)
- 3a. traded to Washington
- 3b. Pete Van Valkenburg, rb (66) . Brigham Young
(choice acquired from N.Y. Jets)
- 4a. traded to Detroit

NFL DRAFT HISTORY

- 4b. Jim Merlo, lb (86) Stanford
(choice acquired from Baltimore)
5. traded to Denver
- 6a. traded to Washington
- 6b. Marty Shuford, rb (134) Arizona
(choice from New England)
7. Billy Cahill, s (158) Washington
- 8a. Bob Peterson, g (185) Utah
- 8b. Doug Winslow, wr (207) Drake
(choice acquired from Washington)
9. Mike Fink, cb (210) Missouri
10. Jeff Horsley, rb (237) North Carolina Central
11. James Owens, rb (262) Auburn
12. Paul Dmrdorf, te (289) Tampa
13. Richard Watkins, dt (314) Weber State
14. Paul Fersen, t (341) Georgia
15. Mike Evenson, c (366) North Dakota State
16. Howard Stevens, rb (392) Louisville
17. Bobby Garner, te (418) Winston-Salem State

1974 DRAFT

Held January 29-30, 1974

1. Rick Middleton, lb (13) Ohio State
(swapped #1 choices from Detroit)
2. Paul Seal, te (36) Michigan
traded to Cincinnati
- 4a. traded to Minnesota
- 4b. Rod McNeill, rb (88) Southern California
(choice acquired from San Francisco)
- 5a. Joel Parker, wr (113) Florida
(choice acquired from San Francisco)
- 5b. traded to Cincinnati
- 5c. Terry Schmidt, cb (121) Ball State
(choice acquired from Atlanta)
6. traded to Detroit
7. traded to Miami
- 8a. traded to N.Y. Jets
- 8b. Alvin Maxson, rb (201) Southern Methodist
(choice acquired from Oakland)
9. Phil LaPorta, t (217) Penn State
- 10a. Frosty Anderson, wr (235) Nebraska
(choice acquired from Houston)
- 10b. Tommy Thibodeaux, g (242) Tulane
11. Kent Merritt, wr (270) Virginia
12. James Buckmon, de (295) Pittsburgh
13. Mike Truax, lb (320) Tulane
14. Kent Marshall, s (348) Texas Christian
15. Larry Cipa, qb (373) Michigan
16. Don Coleman, lb (398) Michigan
17. Marvin Williams, wr (426) Western Illinois

1975 DRAFT

Held January 28-29, 1975

- 1a. Larry Burton, wr (7) Purdue
- 1b. Kurt Schumacher, g (12) Ohio State
(choice acquired from N.Y. Jets for Billy Newsome)
2. Lee Gross, c (32) Auburn
- 3a. Andrew Jones, rb (60) Washington State
- 3b. Elois Grooms, de (63) Tennessee Tech
(choice acquired from Detroit through Minnesota)
- 4a. traded to San Francisco
- 4b. John Starkebaum, s (92) Nebraska
(choice acquired from Philadelphia)
- 4c. Charles Hall, de (99) Tulane
(choice acquired from St. Louis)
5. traded to Chicago
- 6a. traded to Detroit
- 6b. Mike Lemon, lb (149) Kansas
(choice acquired from Buffalo)
7. Steve Rogers, rb (163) Louisiana State
traded to St. Louis
8. Mike Strachan, rb (216) Iowa State
9. Chuck Heater, rb (241) Michigan
11. Danny Lee, p (266) NE Louisiana
12. Ron Gustafson, wr (294) North Dakota State
13. Jim Upchurch, rb (319) Arizona
14. Randy Rhino, cb (343) Georgia Tech

15. Grant Burget, rb (372) Oklahoma
16. Mike McDonald, lb (397) Catawba
17. Greg Westbrook, lb (422) Colorado

1976 DRAFT

Held April 8-9, 1976

1. Chuck Muncie, rb (3) California
2. Tony Galbreath, rb (32) Missouri
traded to San Francisco
- 3a. Bob Simmons, t (77) Texas
(choice acquired from Washington through San Diego)
4. Tinker Owens, wr (95) Oklahoma
5. Scott Parrish, t (127) Utah State
6. Terry Stieve, g (160) Wisconsin
traded to Miami
- 7b. Ed Bauer, g (201) Notre Dame
(choice acquired from Baltimore through Chicago & Oakland)
8. Craig Cassidy, s (213) Ohio State
9. Warren Peiffer, dt (249) Iowa
10. Junior Hardin, lb (269) Eastern Kentucky
11. Greg Kokal, qb (294) Kent State
12. Milton Butts, t (323) North Carolina State
13. Kenny Downing, s (350) Missouri
14. Rich Hucke, de (379) Western Montana
15. Steve Seminof, dt (406) Wichita State
16. Gene Jones, t (435) Bowling Green
17. Scott MacDonald, te (462) West Virginia

1977 DRAFT

Held May 3-4, 1977

1. Joe Campbell, de (7) Maryland
2. Mike Fultz, dt (34) Nebraska
3. Robert Watts, lb (64) Boston College
traded to L.A. Rams for lb Ken Borden
- 4a. Dave Lafary, t (118) Purdue
- 5b. Dave Hubbard, t (136) Brigham Young
(choice acquired from Baltimore)
- 6a. Cliff Parsley, p (147) Oklahoma State
- 6b. Tom Schick, g (162) Maryland
(choice acquired from L.A. Rams)
7. Greg Boykin, rb (174) Northwestern
8. Jimmy Stewart, s (201) Tulsa
9. Dave Knowles, t (231) Indiana
10. Rafael Septien, c (258) SW Louisiana
11. John Blain, t (285) San Jose State
12. Oakley Dalton, dt (315) Jackson State

1978 DRAFT

Held May 2-3, 1978


1. Wes Chandler, wr (3) Florida
2. James Taylor, t (33) Missouri
3. Barry Bennett, dt (60) Concordia (Minn.)
4. Don Schwartz, s (87) Washington State
5. Eric Felton, cb (115) Texas Tech
- 6a. Mike Rieker, qb (141) Lehigh
- 6b. Francis Chesley, lb (157) Wyoming
(choice acquired from Washington through Houston)
7. traded to N.Y. Jets for de Richard Neal
8. Brooks Williams, te (199) North Carolina
9. Richard Carter, cb (226) North Carolina State
traded to N.Y. Giants for lb Pat Hughes
- 11a. Nathan Besaint, dt (283) Southern
- 11b. David Riley, rb (285) West Virginia
(choice acquired from Seattle)
12. Larry Hardy, te (309) Jackson State

1979 DRAFT

Held May 3-4, 1979

1. Russell Erxleben, k-p (11) Texas
2. Reggie Mathis, lb (38) Oklahoma

NFL DRAFT HISTORY



T Stan Brock

3. traded to Miami as compensation for signing de Don Reese
4. Jim Kovach, lb (93) Kentucky
4. Harlan Huckleby, rb (120) Michigan
6. Ricky Ray, cb (146) Norfolk State
7. Stan Sytsma, lb (176) Minnesota
8. Doug Panfil, g (202) Tulsa
9. traded to Kansas City for dt Keith Simons
10. traded to Oakland for lb Floyd Rice
11. David Hall, wr (285) Missouri-Rolla
12. Kelsey Finch, rb (311) Tennessee

1980 DRAFT

Held April 29-30, 1980

1. Stan Brock, t (12) Colorado
2. David Waymer, cb (41) Notre Dame
3. traded to Minnesota for T Steve Riley
4. Mike Jolly, cb (96) Michigan
5. traded to Minnesota for T Steve Riley
6. Lester Boyd, lb (150) Kentucky
7. Mike Morucci, rb (177) Bloomsburg State
8. Chuck Evans, lb (206) Stanford
9. Frank Mordica, rb (233) Vanderbilt
10. Tanya Webb, de (262) Michigan State
11. George Woodard, rb (289) Texas A&M
12. Kiser Lewis, lb (318) Florida A&M

1981 DRAFT

Held April 28-29, 1981

1. George Rogers, rb (1) South Carolina
1. Dave Wilson, qb Illinois (Supplemental '81 draft choice)
- 2a. Russell Gary, s (29) Nebraska
- 2b. Rickey Jackson, lb (51) Pittsburgh (choice acquired from San Diego)
- 3a. Frank Warren, de (57) Auburn
- 3b. Hoby Brenner, te (71) Southern California (choice acquired from Minnesota)
4. traded to Miami for qb Guy Benjamin
- 5a. Louis Dubre, g (112) Oklahoma
- 5b. Jerry Boyarsky, nt (128) Pittsburgh (choice acquired from Minnesota)
- 6a. Nat Hudson, g (139) Georgia
- 6b. Johnnie Poe, cb (144) Missouri (choice acquired from Tampa Bay)
- 6c. Glen Redd, lb (166) Brigham Young (choice acquired from Oakland)
7. Kevin Williams, wr (167) Southern California
- 8a. traded to New England for g Sam Adams
- 8b. Gene Gladys, lb (214) Penn State (choice acquired from Buffalo)
- 8c. Kevin Evans, s (215) Arkansas (choice acquired from San Diego)
9. Toussaint Tyler, rb (222) Washington
10. Hokie Gajan, rb (249) Louisiana State
11. Lester Mickens, wr (277) Kansas
12. Jim Wilks, dt (305) San Diego State

1982 DRAFT

Held April 27-28, 1982

- 1a. choice exercised in 1981 supplemental draft for qb Dave Wilson
- 1b. Lindsay Scott, wr (13) Georgia (choice acquired from Green Bay through San Diego)
2. Brad Edelman, c (30) Missouri
- 3a. Rodney Lewis, cb (58) Nebraska
- 3b. Eugene Goodlow, wr (66) Kansas State (choice acquired from Minnesota)
- 3c. Kenny Duckett, wr (68) Wake Forest (choice acquired from Washington)
- 3d. John Krimm, s (76) Notre Dame (choice acquired from San Diego)
4. Morten Andersen, k (86) Michigan State
5. Tony Elliott, nt (114) North Texas State
6. Marvin Lewis, rb (142) Tulane
7. traded to Miami for qb Guy Benjamin
- 8a. Chuck Slaughter, t (198) South Carolina
- 8b. traded to Washington
9. traded to Washington
10. traded to Washington
11. traded to Washington
12. traded to Washington

1983 DRAFT

Held April 26-27, 1983

1. traded to Green Bay for de Bruce Clark
2. Steve Korte, g (38) Arkansas
- 3a. John Tice, te (65) Maryland
- 3b. Cliff Austin, rb (66) Clemson (choice acquired from Buffalo through St. Louis)
4. Gary Lewis, dt (98) Oklahoma State
5. traded to Denver
6. traded to Cincinnati for te Don Bass
7. traded to Kansas City for lb Whitney Paul
8. David Greenwood, s (206) Wisconsin
9. traded to New England
10. traded to New England
11. traded to New England
12. traded to New England

1984 DRAFT

Held May 1-2, 1984

1. traded to N.Y. Jets for qb Richard Todd
2. James Geathers, dt (42) Wichita State
- 3a. Terry Hoage, s (68) Georgia (choice acquired from Buffalo)
- 3b. Tyrone Anthony, rb (69) North Carolina
- 4a. traded to Denver for g Kelvin Clark
- 4b. Joel Hilgenberg, c (97) Iowa (choice acquired from New England)
5. Jitter Fields, cb (123) Texas
6. Don Thorp, nt (156) Illinois
7. traded to L.A. Raiders for past consideration
8. Clemon Terrell, rb (210) Southern Mississippi
9. Brian Hansen, p (237) Sioux Falls College
10. Paul David Gray, lb (264) Western Kentucky
11. Michel Bourgeau, de (291) Boise State
12. Byron Nelson, t (324) Arizona

1984 USFL SUPPLEMENTAL DRAFT

Held June 5, 1984

A supplemental draft was held for those players who had been eligible to be drafted by NFL teams, but who hadn't been drafted due to contracts with other professional leagues (USFL or CFL). The draft gave NFL teams the league rights to the players if they ever became free agents (through May 1, 1988).

1. Vaughan Johnson, lb (15) North Carolina State

NFL DRAFT HISTORY

- (Jacksonville Bulls)
2. Mel Gray, rb (42) Purdue
(Los Angeles Express)
3. Steve Bearden, lb (69) Vanderbilt
(Memphis Showboats)

1985 DRAFT

Held April 30-May 1, 1985

- 1a. traded to Houston for rb Earl Campbell
1b. Alvin Toles, lb (24) Tennessee
(choice acquired from Washington)
2. Daren Gilbert, t (38) Cal State-Fullerton
3. Jack Del Rio, lb (68) Southern California
4. Billy Allen, s (95) Florida State
5. traded to Washington
6. traded to Atlanta for te Junior Miller
7. Eric Martin, wr (179) Louisiana State
8. Joe Kohlbrand, lb (206) Miami (Fla.)
9. Earl Johnson, cb (236) South Carolina
10. traded to Washington
11. traded to Washington
12. Treg Songy, s (320) Tulane

1986 DRAFT

Held April 29-30, 1986

- 1a. traded to Indianapolis
1b. Jim Dombrowski, t (6) Virginia
(choice acquired from Indianapolis)
(swapped 1st-round picks with Indianapolis)
2. Dalton Hilliard, rb (31) Louisiana State
3a. Rueben Mayes, rb (57) Washington State
(choice acquired from Tampa Bay)
3b. Pat Swilling, lb (60) Georgia Tech
(choice acquired from Indianapolis)
3c. Barry Word, rb (62) Virginia
4. Kelvin Edwards, wr (88) Liberty Baptist
5. Reggie Sutton, cb (115) Miami (Fla.)
6. Robert Thompson, wr (142) Youngstown State
7. Gill Fenerty, rb (173) Holy Cross
8. Filipo Mokofisi, lb (200) Utah
9. Merlon Jones, lb (226) Florida A&M
10. Jonathan Dumbauld, de (253) Kentucky
11. Patrick Swoopes, nt (284) Mississippi State
12. Sebastian Brown, wr (311) Bethune-Cookman

1987 DRAFT

Held April 28-29, 1987

1. Shawn Knight, de (11) Brigham Young
2. Lonzell Hill, wr (40) Washington
3. Michael Adams, cb (67) Arkansas State
4. Steve Trapilo, g (96) Boston College
5. Milton Mack, cb (123) Alcorn State
6. Thomas Henley, wr (152) Stanford
7. Gene Atkins, s (179) Florida A&M
8. Tol Cook, cb (207) Stanford
9. Scott Leach, lb (234) Ohio State
10. Robert Clark, wr (263) North Carolina Central
11. Arthur Wells, te (290) Grambling State
12. Tyrone Sorrells, g (319) Georgia Tech

1988 DRAFT

Held April 24-25, 1988

1. Craig Heyward, fb (24) Pittsburgh
2. Brett Perriman, wr (52) Miami (Fla.)
3a. traded to Denver
3b. Tony Stephens, nt (81) Clemson
(choice acquired from Denver)
4. Lydell Carr, fb (106) Oklahoma
5a. Greg Scales, te (112) Wake Forest
(from Kansas City for lb Jack Del Rio)

- 5b. Keith Taylor, s (134) Illinois
6. Bob Sims, g (162) Florida
7. Brian Forde, lb (190) Washington State
8. Glenn Derby, t (218) Wisconsin
9. Clarence Nunn, cb (246) San Diego State
10a. Todd Santos, qb (274) San Diego State
10b. Vincent Fizer, lb (276) Southern
(choice acquired from Denver)
11. Gary Couch, wr (302) Minnesota
12. Paul Jurgensen, lb (330) Georgia Tech

1989 DRAFT

Held April 23-24, 1989

1. Wayne Martin, de (19) Arkansas
2. Robert Massey, cb (46) North Carolina Central
3. Kim Phillips, cb (79) North Texas State
4. Michael Mayes, cb (106) Louisiana State
5. Kevin Haverdink, t (133) Western Michigan
6. Floyd Turner, wr (159) Northwestern State
(La.)
7. David Griggs, lb (186) Virginia
8. Fred Hadley, wr (213) Mississippi State
9. Jerry Leggett, lb (246) Cal State-Fullerton
10. Joe Henderson, rb (273) Iowa State
11. Calvin Nicholson, cb (300) Oregon State
12. Michael Cadore, wr (327) Eastern Kentucky

1990 DRAFT

Held April 22-23, 1990

1. Renaldo Turnbull, de (14) West Virginia
2. Vince Buck, cb (44) Central State (Ohio)
3. Joel Smeenge, de (71) Western Michigan
4. DeMond Winston, lb (98) Vanderbilt
5. Charles Arbuckle, te (125) UCLA
6a. Mike Buck, qb (156) Maine
6b. James Williams, lb (158) Mississippi State
(choice acquired from Minnesota through
Dallas and L.A. Raiders)
7. Scott Hough, g (183) Maine
8a. Gerry Gdowski, qb (207) Nebraska
(choice acquired from L.A. Raiders)
8b. Derrick Carr, de (210) Bowling Green
9a. Broderick Graves, rb (233) Winston-Salem
State
(choice acquired from L.A. Raiders)
9b. Lonnie Brockman, lb (236) West Virginia
10a. Gary Cooper, wr (260) Clemson
(choice acquired from L.A. Raiders)
10b. Ernest Spears, s (267) Southern California
11a. Webbie Burnett, nt (287) Western Kentucky
(choice acquired from L.A. Raiders)
11b. traded to Philadelphia for rb Bobby Morse
12. Chris Port, t (320) Duke

1991 DRAFT

Held April 21-22, 1991

1. traded to Dallas for qb Steve Walsh
2. Wesley Carroll, wr (42) Miami (Fla.)
3. traded to Dallas for qb Steve Walsh
4. traded to L.A. Raiders for #6, 8, 9, 10, 11 in
1990
5. Reggie Jones, cb (126) Memphis State
6. Fred McAfee, rb (154) Mississippi College
7. Hayward Haynes, g (182) Florida State
8. Frank Wainright, te (210) Northern Colorado
9. Anthony Wallace, rb (237) California
10. traded to Tampa Bay for dt Robert Goff
11. Scott Ross, lb (293) Southern California
12. Mark Drabczak, g (321) Minnesota

NFL DRAFT HISTORY

1992 DRAFT

Held April 26-27, 1992

1. Vaughn Dunbar, rb (21) Indiana traded to Dallas for qb Steve Walsh
- 3a. Tyrone Legette, cb (72) Nebraska (choice acquired from L.A. Raiders through Tampa Bay)
- 3b. traded to Tampa Bay
- 4a. Gene McGuire, c (95) Notre Dame (choice acquired from Seattle for rb Rueben Mayes)
- 4b. Sean Lumpkin, s (106) Minnesota traded to Houston for rb Allen Pinkett
- 5a. Torrance Small, wr (138) Alcorn State (choice acquired from Detroit for wr Brett Perriman)
6. Kary Vincent, cb (164) Texas A&M traded to L.A. Raiders for s Vencie Glenn
7. Robert Stewart, nt (218) Alabama
9. Donald Jones, lb (245) Washington
10. Marcus Dowdell, wr (276) Tennessee State
11. Mike Gisler, g (303) Houston
12. Scott Adell, t (330) North Carolina State

1993 DRAFT

Held April 25-26, 1993

- 1a. William Roof, t (8) Louisiana Tech (choice acquired from Detroit for lb Pat Swilling)
- 1b. Irv Smith, te (20) Notre Dame (choice acquired from Phoenix through San Francisco in exchange of 1st round picks)
2. Reggie Freeman, lb (53) Florida State traded to San Francisco as part of exchange of 1st round picks
- 4a. Lorenzo Neal, fb (89) Fresno State (choice acquired from Detroit for lb Pat Swilling)
- 4b. Derek Brown, rb (109) Nebraska
5. Tyrone Hughes, cb (137) Nebraska
6. Ronnie Dixon, nt (165) Cincinnati
7. Othello Henderson, s (193) UCLA
8. Jon Kirksey, nt (221) Cal State- Sacramento

1994 DRAFT

Held April 24-25, 1994

- 1a. traded to N.Y. Jets (12) (swapped 1st-round picks with N.Y. Jets)
- 1b. Joe Johnson, de (13) Louisville (choice acquired from N.Y. Jets)
2. Mario Bates, rb (44) Arizona State
3. Winfred Tubbs, lb (79) Texas
4. Doug Nussmeier, qb (116) Idaho
- 5a. Herman Carroll, de (142) Mississippi State
- 5b. Craig Novitsky, g (143) UCLA (choice acquired from N.Y. Jets in above trade)
6. Derrell Mitchell, wr (176) Texas Tech
7. Lance Lundberg, t (213) Nebraska

1995 DRAFT

Held April 22-23, 1995

1. Mark Fields, lb (13) Washington St.
2. Ray Zellars, fb (44) Notre Dame
3. Mike Versteegen, g (75) Wisconsin
4. Demeian Jeffries, de (108) Alabama
5. William Strong, cb (148) North Carolina St.
6. Lee DeRamus, wr (184) Wisconsin
- 7a. traded to Rams for qb Jim Everett
- 7b. Travis Davis, s (242) Notre Dame (Compensatory)

1996 DRAFT

Held April 20-21, 1996

1. Alex Molden, cb (11) Oregon
2. Je'Rod Cherry, s (40) California
3. Brady Smith, de (70) Colorado St.
4. Ricky Whittle, rb (103) Oregon
- 5a. Mercury Hayes, wr (136) Michigan (from Baltimore for cb Reginald Jones)
- 5b. Tom Ackerman, g (145) Eastern Washington
- 5c. Terry Guess, wr (165) Gardner-Webb (Compensatory)
- 6a. Keno Hills, t (179) Southwestern Louisiana
- 6b. Toderick Malone, wr (204) Alabama (Compensatory)
- 7a. traded to Oakland for dt Willie Broughton
- 7b. Henry Lusk, te (246) Utah (Compensatory)

1997 DRAFT

Held April 19-20, 1997

- 1a. traded to Oakland for #10, #39, #107, wr Daryl Hobbs (2)
- 1b. Chris Naeole, g (10) Colorado (choice acquired from Oakland for #2, #166)
- 2a. Rob Kelly, s (33) Ohio St.
- 2b. Jared Tomich, de (39) Nebraska (choice acquired from Oakland for #2, #166)
3. Troy Davis, rb (62) Iowa St.
- 4a. Danny Wuerffel, qb (99) Florida
- 4b. traded to Houston for #116, #165 (from Oakland for #2, #166)
- 4c. Keith Poole, wr (116) Arizona St. (choice acquired from Kansas City through Houston)
5. traded to Washington for qb Heath Shuler (132)
- 6a. Nicky Savoie, te (165) Louisiana State (from Atlanta through Houston)
- 6b. Traded to Oakland for #10, #39, #107, wr Daryl Hobbs (166)
7. Traded to Oakland for dt Austin Robbins (203)

1998 DRAFT

Held April 18-19, 1998

1. Kyle Turley, t (7) San Diego St.
2. Cameron Cleeland, te (40) Washington
3. traded to Washington for qb Heath Shuler (69)
- 4a. Fred Weary, cb (97) Florida (choice acquired from Oakland for cb Eric Allen)
- 4b. Julian Pittman, de (99) Florida St.
5. Wilmont Perry, rb (132) Livingstone
6. Chris Bordano, lb (161) SMU
- 7a. traded to Carolina for s Chad Cota (196)
- 7b. Andy McCullough, wr (204) Tennessee (choice acquired from Seattle for wr Daryl Hobbs)
- 7c. Ron Warner, lb (239) Kansas (Compensatory)

1999 DRAFT

Held April 17-18, 1999

- 1a. Ricky Williams, rb (5) Texas (choice acquired from Washington for 1st (12), 3rd (71), 4th (107), 5th (144), 6th (179) & 7th (218) round draft choices and 1st & 3rd in 2000 NFL Draft)
- 1b. traded to Washington (12)
2. traded to St. Louis Rams for wr Eddie Kennison (41)
3. traded to Washington (71)
4. traded to Washington (107)

NFL DRAFT HISTORY

5. traded to Washington (144)
6. traded to Washington (179)
7. traded to Washington (218)

2000 DRAFT

Held April 15-16, 2000

1. Traded to Washington for #5 in 1999 (2)
2. Darren Howard, de (33) Kansas State
3. Traded to Washington for #5 in 1999 (64)
4. Terrelle Smith, fb (96) Arizona State
- 5a. Tutan Reyes, t (131) Mississippi
- 5b. From Chicago for wr Eddie Kennison to Indianapolis for #158 & #195 (choice acquired from Indianapolis with #195 for #138)
- 5c. Austin Wheatley te (158) Iowa (choice acquired from Indianapolis with #195 for #138)
- 5d. Chad Morton, rb (166) Southern California (Compensatory)
- 6a. Marc Bulger, qb (168) West Virginia
- 6b. Michael Hawthorne, cb (195) Purdue (choice acquired from Indianapolis with #158 for #138)
- 6c. Sherrrod Gideon wr (200) Southern Mississippi (Compensatory)
- 7a. traded to Kansas City in exchange for defensive coordinator Ron Zook (208)
- 7b. Kevin Houser, fb (228) Ohio State (choice acquired from Kansas City along with defensive coordinator Ron Zook for #208)

2001 DRAFT

Held April 21-22, 2001

1. Deuce McAllister, rb (23) Mississippi
2. traded to Dallas for #70 & #81
3. traded to Green Bay for qb Aaron Brooks and te Lamont Hall
- 3a. Sedrick Hodge, lb (70) North Carolina (choice acquired from Dallas)
- 3b. Kenny Smith, dt (81) Alabama (choice acquired from Indianapolis through Dallas)
4. Moran Norris, fb (115) Kansas
5. Onome Ojo, wr (153) Cal-Davis
6. Mitch White, t (185) Oregon State
7. Ennis Davis, dt (221) Southern California

2002 DRAFT

Held April 20-21, 2002

- 1a. Donté Stallworth, wr (13) Tennessee
- 1b. Charles Grant, de (25) Georgia (choice acquired from Miami with #125 for rb Ricky Williams & #114)
2. LeCharles Bentley, c (44) Ohio State
3. James Allen, lb (82) Oregon State
4. Keyuo Craver, cb (125) Nebraska (choice acquired from Miami)
5. Mel Mitchell, s (150) Western Kentucky
- 6a. J.T. O'Sullivan, qb (186) Cal-Davis
- 6b. John Gilmore, te (196) Penn State (choice acquired from N.Y. Jets for rb Chad Morton)
7. Derrius Monroe, de (224) Virginia Tech

2003 DRAFT

Held April 26-27, 2003

1. Johnathan Sullivan, dt (6) Georgia (choice acquired from Arizona for the Saints' two 1st round picks (#17 and #18). As part of the trade, the two clubs swapped 2nd round picks and the Saints received Arizona's 4th round selection)

2. Jon Stinchcomb, t (37) Georgia (choice acquired from Arizona in exchange of 2nd round picks; Arizona received #54)
- 3a. (#78, from Kansas City for t William Roof) choice traded to New England for s Tebucky Jones, along with a 7th round choice (239) and a 4th round pick in 2004.
- 3b. Cie Grant, lb (86) Ohio State
- 4a. Montrae Holland, g (102) (choice acquired from Arizona as part of trade of 1st round picks)
- 4b. Choice traded to Cincinnati for rb Curtis Keaton (118)
5. Melvin Williams, de (155) Kansas State
- 6a. (#190), choice traded to Minnesota for qb Todd Bouman
- 6b. Kareem Kelly, wr (203) ... Southern California (choice acquired from Seattle Seahawks, through Green Bay, for dt Norman Hand)
- 7a. Talman Gardner, wr (231) Florida State
- 7b. (#239, from Indianapolis for rb Ricky Williams), choice traded to New England for s Tebucky Jones.

2004 DRAFT

Held April 24-25, 2004

1. Will Smith, de (18) Ohio State
- 2a. (#48), choice traded to Minnesota in exchange for the Vikings' 2nd round pick (#50) and fifth-round pick (#151)
- 2b. Devery Henderson, wr (50) ... Louisiana State (choice acquired from Minnesota as part of swap of 2nd round picks)
- 2c. Courtney Watson, lb (60) Notre Dame (choice acquired from St. Louis for t Kyle Turley)
3. (#81), choice traded to Washington. The two clubs swapped 2004 5th round picks (the Saints' #151 for Washington's #139) and New Orleans received Washington's 2nd round pick in 2005. (#113), choice traded to New England for s Tebucky Jones
- 5a. Rodney Leisle, dt (139) UCLA (choice acquired from Washington. The two clubs swapped 2004 5th round picks (the Saints' #151 for Washington's #139) and New Orleans received Washington's 2nd round pick in 2005.)
- 5b. (#150), choice traded to Jacksonville for cb Jason Craft
- 5c. (#151) choice traded to Washington. The two clubs swapped 2004 5th round picks (the Saints' #151 for Washington's #139) and New Orleans received Washington's 2nd round pick in 2005.
- 5d. Mike Karney, fb (156) Arizona State (choice acquired from Dallas. The Saints sent their sixth- (#182) and 7th round (#206) choices to the Cowboys for the 5th round pick.)
6. (#182), choice traded to Dallas for 5th round pick (#156)
- 7a. (#206), choice traded to Dallas Cowboys for 5th round pick (#156). Pick originally acquired from Washington in 2003 trade of dt Martin Chase.
- 7b. (#206), choice traded to Miami in 2003 trade for lb Derrick Rodgers.
- 7c. Colby Brockwold, lb (240) Brigham Young

NFL DRAFT HISTORY

2005 DRAFT

Held April 23-24, 2005

1. Jammal Brown, t (13) Oklahoma (choice acquired from Houston. The Saints sent their 1st-round pick (18th overall) to Houston in exchange for the Texans' 1st-round choice (13th overall) and a 3rd-round pick in 2006.
- 2a. Josh Bullocks, s (40) Nebraska (choice acquired from Washington in 2004 draft day trade. New Orleans sent its 3rd-round pick in 2004 to Washington for this 2nd-round choice. The two clubs also swapped 2004 5th-round choices in the trade.)
- 2b. (#51) (choice traded to Green Bay along with qb J.T. O'Sullivan in 10/4/04 trade for cb Mike McKenzie)
3. Alfred Fincher, lb (82) Connecticut
4. Chase Lyman, wr (118) California
5. Adrian McPherson, qb (152) Florida State
6. Jason Jefferson, dt (193) Wisconsin
7. Jimmy Verdon, de (232) Arizona State

1. Sedrick Ellis, dt (7) Southern California (choice from New England)
2. Tracy Porter, cb (40) Indiana
3. (#78), choice traded to New England along with 1st round pick (#10) for 1st round pick (#7) and 5th round pick (#164)
4. (#113), choice traded to N.Y. Jets for lb Jonathan Vilma
- 5a. DeMario Pressley, dt (144) North Carolina State (choice from Detroit)
5. (#146), choice traded to Detroit along with 7th-round pick (#218) for 5th-round pick (#144)
- 5b. Carl Nicks, t/g (164) Nebraska (choice from New England)
6. Taylor Mehlhaff, k (178) Wisconsin
7. Adrian Arrington, wr (237) Michigan (choice acquired from Green Bay in exchange for 6th-round pick in 2009 draft)

2009 DRAFT

Held April 25-26, 2009

2006 DRAFT

Held April 29-30, 2006

1. Reggie Bush, rb (2) Southern California
- 2a. (#34), choice traded to Cleveland for c Jeff Faine and the Browns' 2nd-round pick (#43)
- 2b. Roman Harper, s (43) Alabama
3. (#66) (choice traded to Houston in 4/23/05 trade with Texans to move up from 18th to 13th overall and select t Jammal Brown)
- 4a. (#99) (choice traded to Philadelphia for Eagles' 4th-round pick (#108) and dt Hollis Thomas)
- 4b. Jahri Evans, g (108) Bloomsburg
5. Rob Ninkovich, de (135) Purdue
- 6a. Mike Hass, wr (171) Oregon State
- 6b. Josh Lay, cb (174) Pittsburgh (choice acquired from Green Bay in 2005 trade for cb Mike McKenzie)
- 7a. Zach Strief, t (210) Northwestern
- 7b. Marques Colston, wr (252) Hofstra (Compensatory)

1. Malcolm Jenkins, cb (14) Ohio State
2. (#45), choice traded to N.Y. Giants along with 5th round pick (#152) in exchange for te Jeremy Shockey
3. (#76), choice traded to N.Y. Jets along with 2008 4th round pick in exchange for lb Jonathan Vilma and 2009 4th-round pick (#118)
- 4a. Chip Vaughn, s (116) Wake Forest
- 4b. Stanley Arnoux, lb (118) Wake Forest (choice from N.Y. Jets)
5. (#151), choice traded to N.Y. Giants
5. Thomas Morstead, p (164) Southern Methodist (choice from Philadelphia)
6. (#184), choice traded to Green Bay in exchange for 2008 7th round pick (#222), choice traded to Philadelphia along with 5th round pick in 2010 draft in exchange for 5th round pick (#164)
7. (#184), choice traded to Green Bay in exchange for 2008 7th round pick (#222), choice traded to Philadelphia along with 5th round pick in 2010 draft in exchange for 5th round pick (#164)

2010 DRAFT

Held April 22-24, 2010

2007 DRAFT

Held April 28-29, 2007

1. Robert Meachem, wr (27) Tennessee
- 2a. (#58), choice traded to Detroit for 3rd round pick (#66) and 5th-round pick (145th)
- 3a. Usama Young, cb (66) Kent State
- 3b. Andy Alleman, g (88) Akron
- 4a. Antonio Pittman, rb (107), from Houston .Ohio State
4. (#123), choice traded to Houston with 5th round pick (#163) for 4th-round pick (#107)
- 4b. Jermon Bushrod, t (125) Towson
4. (#126), choice traded to Indianapolis as compensation for signing Restricted Free Agent cb Jason David
5. David Jones, cb (145) Wingate
5. (#163), choice traded to Houston with 4th-round pick (#123) for 4th-round pick (#107)
6. (#199), choice traded to the Miami Dolphins for k Olindo Mare
7. Marvin Mitchell, lb (220) Tennessee

1. Patrick Robinson, cb (32) Florida State
2. Charles Brown, t (64) Southern California
3. Jimmy Graham, te (95) Miami (Fla.)
4. Al Woods, dt (123) Louisiana State (choice from Arizona)
5. Matt Tennant, c (158) Boston College (choice from Jacksonville (acquired in exchange for 2011 4th-round pick)
5. (#163) Traded to Philadelphia
6. (#201), choice traded to Arizona with #130 in exchange for #123
7. Sean Canfield, qb (239) Oregon State

2011 DRAFT

Held April 28-30, 2011

2008 DRAFT

Held April 26-27, 2008

- 1a. Cameron Jordan, de (24) California
- 1b. Mark Ingram, rb (28) Alabama (choice from New England)
2. (#56), choice traded to New England
- 3a. Martez Wilson, lb (72) Illinois (choice from Washington)
- 3b. Johnny Patrick, cb (88) Louisville
4. (#121), choice traded to Jacksonville for 2010 5th round pick (#158)
5. (#155), choice traded to Washington with t Jammal Brown for 3rd round pick (#72)
6. (#189), choice traded to New England in exchange for te David Thomas
- 7a. Greg Romeus, de (226) Pittsburgh

NFL DRAFT HISTORY

- 7b. Nate Bussey, lb (243) Illinois

2012 DRAFT

Held April 26-28, 2012

1. (#27), choice traded to New England
3. Akiem Hicks, dt (89) Regina
4. Nick Toon, wr (122) Wisconsin
5. Corey White, cb (162) Samford
6. Andrew Tiller, g (179) Syracuse (choice from Miami)
7. Marcel Jones, t (234) Nebraska

2013 DRAFT

Held April 25-27, 2013

1. Kenny Vaccaro, s (14) Texas
- 3a. Terron Armstead, t (75) ... Arkansas-Pine Bluff
- 3b. John Jenkins, dt (82) Georgia (choice acquired from Miami in exchange for #106 from N.Y. Jets for rb Chris Ivory and #109)
4. (#109), choice traded to Miami
5. Kenny Stills, wr (144) Oklahoma
6. Rufus Johnson, lb (183) Tarleton State
7. (#220), choice traded to Seattle in exchange for lb Barrett Ruud

2014 DRAFT

Held May 8-10, 2014

1. Brandin Cooks, wr (20) Oregon State (choice acquired from Arizona in exchange for #27 and #91)
2. Stanley Jean-Baptiste, cb (58) Nebraska
3. (#91) Traded to Arizona
4. Khairi Fortt, ilb (126) California
- 5a. Vinnie Sunseri, s (167) Alabama
- 5b. Ronald Powell, olb (169) Florida (choice acquired from Philadelphia in exchange for rb Darren Sproles)
6. Tavon Rooks, t (202) Kansas State
7. (#243) Traded to San Francisco in exchange for olb Parys Haralson

2015 DRAFT

Held April 30-May 2, 2015

- 1a. Andrus Peat, t (13) Stanford
- 1b. Stephone Anthony, lb (31) Clemson (choice acquired from Seattle with c Max Unger in exchange for te Jimmy Graham and #130)
2. Hau'oli Kikaha, lb (44) Washington
- 3a. Garrett Grayson, qb (75) Colorado State
- 3b. P.J. Williams, cb (78) Florida State (choice acquired from Miami with lb Dannel Ellerter in exchange for wr Kenny Stills)
4. (#130), choice traded to Seattle
- 5a. Davis Tull, lb (148) Chattanooga
- 5b. Tyeler Davison, dl (154) Fresno State (choice acquired from Kansas City in exchange for g Ben Grubbs)
- 5c. Damian Swann, cb (167) Georgia (choice acquired from Washington in exchange for #187 and New Orleans' 2016 6th-round draft pick)
6. (#187), choice traded to Washington
7. Marcus Murphy, rb/rs (230) Missouri

2016 DRAFT

Held April 28-30, 2016

1. Sheldon Rankins, dt (12) Louisville
- 2a. Michael Thomas, wr (47) Ohio State
- 2b. Vonn Bell, s (61) Ohio State (choice acquired from New England in exchange for #78 and #112)
3. (#78), choice traded to New England

- 4a. (#112), choice traded to New England
- 4b. David Onyemata, dt (120) Manitoba (choice acquired from Washington in exchange for #152 and a 5th-round pick in 2017)
5. (#152), choice traded to Washington
6. (#187), choice traded to Washington
7. Daniel Lasco, rb (237) California

2017 DRAFT

Held April 27-29, 2017

- 1a. Marshon Lattimore, cb (11) Ohio State
- 1b. Ryan Ramsey, t (32) Wisconsin (choice acquired from New England along with #103 in exchange for wr Brandin Cooks and #118)
2. Marcus Williams, s (42) Utah
- 3a. Alvin Kamara, rb (67) Tennessee (choice acquired from San Francisco in exchange for #229 and a 2018 second round pick)
- 3b. Alex Anzalone, lb (76) Florida
- 3c. Trey Hendrickson, de (103) Florida Atlantic (choice acquired from New England along with #32 in exchange for wr Brandin Cooks and #118)
4. (#118), choice traded to New England
5. (#154), choice traded to Washington along with #152 in 2016 for the right to select dt David Onyemata
6. Al-Quadin Muhammad, de (196) .. Miami (Fla.)
7. (#229), choice traded to San Francisco

2018 DRAFT

Held April 26-28, 2018

1. Marcus Davenport, de (14) .Texas-San Antonio (choice acquired from Green Bay for #27 and #147 in 2018 and 2019 1st round pick) (#59), choice traded to San Francisco
3. Tre'Quan Smith, wr (91) Central Florida
4. Rick Leonard, t (127) Florida State
- 5a. (#147), choice traded to Green Bay
- 5b. Natrell Jamerson, db (164) Wisconsin
- 6a. Kamrin Moore, db (189) Boston College (choice acquired from Arizona in 2017 in exchange for rb Adrian Peterson)
- 6b. Boston Scott, rb (201) Louisiana Tech
7. Will Clapp, c/g (245) Louisiana State

2019 DRAFT

Held April 25-27, 2019

1. (#30), choice traded to Green Bay
2. Erik McCoy, c (48) Texas A&M (choice acquired from Miami along with #116 in 2019 for #63, #202 and 2020 second round pick)
3. (#93), choice traded to New York Jets
- 4a. C.J. Gardner-Johnson, s (105) Florida (choice acquired from New York Jets in exchange for #116 acquired from Miami and #168)
- 4b. (#132), choice traded to New York Giants
5. (#168), choice traded to New York Jets
- 6a. Saquan Hampton, s (177) Rutgers (choice acquired from New York Jets along with qb Teddy Bridgewater in exchange for #93)
- 6b. (#202), choice traded to Miami
- 7a. TE Alize' Mack, te (231) Notre Dame (choice acquired from Cleveland in exchange for dt Devaroe Lawrence)
- 7b. LB Kaden Elliss, lb (244) Idaho

2020 DRAFT

Held April 23-25, 2020

NFL DRAFT HISTORY

1. Cesar Ruiz, c (24)..... Michigan (#56), choice traded to Miami
- 3a. Zack Baun, lb (74).....Wisconsin (choice acquired from Cleveland)
- 3b. (#88), choice traded to Cleveland
- 3c. Adam Trautman, te (105).....Dayton (choice acquired from Minnesota)
4. (#130), choice traded to Minnesota
5. (#169), choice traded to Minnesota
6. (#203), choice traded to Minnesota
- 7a. (#238), choice traded to Minnesota
- 7b. Tommy Stevens, qb (240)...Mississippi State (choice acquired from Houston)

- (choice acquired from Jacksonville in exchange for #227 and a 2024 4th round pick)
5. Jordan Howden, db (146).....Minnesota
- 5b. (#165) Originally acquired from Philadelphia traded to Chicago along with #115 in exchange for #103
6. A.T. Perry, wr (195).....Wake Forest (choice acquired from Denver)
7. (#227), choice traded to Jacksonville
7. (#257), choice traded to Denver

2021 DRAFT

Held April 29- May 1, 2021

1. Payton Turner, de (28)..... Houston
2. Pete Werner, lb (60)..... Ohio State
- 3a. Paulson Adebbo, cb (76)..... Stanford (choice acquired from Denver in exchange for #98 and #105)
- 3b. (#91) (choice traded to Cleveland along with #88 in 2020 in exchange for Browns' 2020 4th round pick (#74))
- 3c. (#98), choice traded to Denver (Compensatory)
- 3d. (#105), choice traded to Denver (Special Compensatory Selection)
4. Ian Book, qb (133)..... Notre Dame
5. (#172), choice traded to San Francisco along with lb Kiko Alonso in exchange for lb Kwon Alexander
- 6a. Landon Young, t (206).....Kentucky (choice acquired from Indianapolis in exchange for #218 and #229)
- 6b. (#212), choice traded to Houston in exchange for #240 in 2020
- 6c. (#218), choice traded to Indianapolis (Compensatory)
- 7a. (#229), choice traded to Indianapolis (Originally acquired from Jacksonville in exchange for dt Malcolm Brown)
- 7b. Kawaan Baker, wr (255)..... South Alabama (Compensatory)

2022 DRAFT

Held April 28-30, 2022

- 1a. Chris Olave, wr (11)..... Ohio State (choice acquired from Washington in exchange for #16, #98 and #120)
- 1b. Trevor Penning, t (19).....Northern Iowa (choice acquired from Philadelphia along with #16 and #194 in exchange for #18, #101, #237, New Orleans's 2023 1st round pick and their 2024 2nd round pick)
2. Alontae Taylor, cb (49).....Tennessee
- 3a. (#80), choice and 2024 7th round pick traded to Houston in exchange for cb Bradley Roby
3. (#98), choice traded to Washington
4. (#120), choice traded to Washington
5. D'Marco Jackson, lb (161).. Appalachian State
6. Jordan Jackson, dt (194)..... Air Force (choice acquired from Philadelphia)
7. (#237), choice traded to Philadelphia

2023 DRAFT

Held April 27-29, 2023

- 1a. (#10), choice traded to Philadelphia
- 1b. Bryan Bresee, dt (29).....Clemson (choice acquired from Denver along with a 2024 2nd round pick in exchange for the rights to head coach Sean Payton, #257 and a 2024 3rd round pick)
2. Isaiah Foskey, de (40).....Notre Dame
3. Kendre Miller, rb (71).....TCU
- 4a. Nick Saldiveri, g (103).....Old Dominion (choice acquired from Chicago)
- 4b. (#115), choice traded to Chicago
- 4c. Jake Haener, qb (127).....Fresno State

2024 DRAFT

Held April 25-27, 2024

1. Taliese Fuaga, t (14).....Oregon State
- 2a. Kool-Aid McKinstry, CB (41).....Alabama (choice acquired in 2024 draft night trade with Green Bay. New Orleans sent the 45th overall choice, a 5th-round pick (#168) and a sixth round pick (#190) for this 2nd-round choice)
- 2b. (#45) (choice traded to Green Bay along with a 5th-round pick (#168) and a 6th-round pick (#190) for the 41st overall choice)
- 2c. (#50), choice traded to Philadelphia
3. (#76), choice traded to Denver
4. (#116), choice traded to Jacksonville
- 5a. Spencer Rattler, qb (150).....South Carolina
- 5b. (#168), choice traded to Green Bay
- 5c. Bub Means, WR (170).....Pittsburgh (Compensatory)
- 6a. (#190), choice traded to Green Bay
- 6b. Khristian Boyd, DT (199).....Northern Iowa (choice acquired from Philadelphia)
- 7a. (#238), choice traded to Houston
- 7b. T Josiah Ezirim, t (239).....Eastern Kentucky (choice acquired from Denver in exchange for k Wil Lutz)

DRAFT SUMMARY

In 58 college drafts, the Saints have selected 592 players.

(Player totals include QB Dave Wilson, selected in the 1981 Supplemental Draft; does not include players taken in 1984 USFL Supplemental Draft).

BY POSITION: 74 LB; 73 WR; 72 RB; 63 CB; 52 DE; 50 T; 46 S; 44 G; 36 DT; 30 TE; 24 QB; 12 C; 7 CB; 6 P and 4 K.

MOST BY COLLEGE: 17 - Nebraska, Southern California, Ohio State; 14 - Notre Dame; 12 - Tennessee; 11 - Florida State, Michigan, Wisconsin; 10 - Florida, Georgia, Louisiana State, Oklahoma; 9 - Alabama, Missouri; 8 - Oregon State, Pittsburgh, Tulane; 7 - California, Mississippi, Texas, Washington State; 6 - Colorado, Houston, Kansas, Miami (Fla.), Minnesota, Mississippi State, San Diego State, Stanford, Wake Forest, West Virginia; 5 - Arizona State, Brigham Young, Clemson, Kansas State, Kentucky, North Carolina State, Purdue, South Carolina, Southern, Tulsa, Virginia, Washington; 4 - Alcorn State, Arizona, Arkansas, Arkansas State, Boston College, Georgia Tech, Grambling State, Illinois, Iowa State, Kentucky, Louisville, North Carolina, Northwestern, Oklahoma State, Penn State, Southern Methodist, UCLA, Utah.

SAINTS IN PRIME TIME

SAINTS ON MONDAY NIGHT OVERALL: 25-26 HOME: 18-18 AWAY: 7-8

Date	Opponent	Score	Date	Opponent	Score
9-25-72	vs. Kansas City	17-20 (L)	11-30-09	vs. New England	38-17 (W)
9-24-73	at Dallas	3-40 (L)	9-20-10	at San Francisco	25-22 (W)
11-25-74	vs. Pittsburgh	7-28 (L)	12-27-10	at Atlanta	17-14 (W)
12-3-79	vs. Oakland	35-42 (L)	11-28-11	vs. N.Y. Giants	49-24 (W)
11-24-80	vs. L.A. Rams	7-27 (L)	12-26-11	vs. Atlanta	45-16 (W)
11-21-83	vs. N.Y. Jets	28-31 (L)	11-5-12	vs. Philadelphia	28-13 (W)
11-19-84	vs. Pittsburgh	27-24 (W)	9-30-13	vs. Miami	38-17 (W)
10-3-88	vs. Dallas	20-17 (W)	12-2-13	at Seattle	7-34 (L)
11-6-89	at San Francisco	13-31 (L)	11-24-14	vs. Baltimore	27-34 (L)
12-18-89	vs. Philadelphia	30-20 (W)	12-15-14	at Chicago	31-15 (W)
9-10-90	vs. San Francisco	12-13 (L)	12-21-15	vs. Detroit	27-35 (L)
12-31-90	vs. L.A. Rams	20-17 (W)	9-26-16	vs. Atlanta	32-45 (L)
12-16-91	vs. L.A. Raiders	27-0 (W)	9-11-17	at Minnesota	19-29 (L)
11-23-92	vs. Washington	20-3 (W)	10-8-18	vs. Washington	43-19 (W)
11-22-93	at San Francisco	7-42 (L)	12-9-18	at Carolina	12-9 (W)
12-20-93	vs. N.Y. Giants	14-24 (L)	9-9-19	vs. Houston	30-28 (W)
11-28-94	vs. San Francisco	14-35 (L)	12-6-19	vs. Indianapolis	34-7 (W)
12-19-94	vs. Dallas	16-24 (L)	9-21-20	at Las Vegas	24-34 (L)
12-17-01	vs. St. Louis	21-34 (L)	10-12-20	vs. L.A. Chargers	30-27 OT (W)
9-19-05	vs. N.Y. Giants*	10-27 (L)	10-25-21	at Seattle	13-10 (W)
12-12-05	at Atlanta	17-36 (L)	12-27-21	vs. Miami	3-20 (L)
9-25-06	vs. Atlanta	23-3 (W)	11-7-22	vs. Baltimore	13-27 (L)
9-24-07	vs. Tennessee	14-31 (L)	12-5-22	at Tampa Bay	16-17 (L)
12-10-07	at Atlanta	34-14 (W)	9-18-23	at Carolina	16-15 (W)
10-6-08	vs. Minnesota	27-30 (L)	* Played in Giants Stadium, game originally scheduled for Sept. 18		
11-24-08	vs. Green Bay	51-29 (W)			
11-2-09	vs. Atlanta	35-27 (W)			

SAINTS ON SUNDAY NIGHT OVERALL: 22-16 HOME: 15-10 AWAY: 7-6

Date	Opponent	Score	Date	Opponent	Score
10-21-84	at Dallas	27-30 OT (L)	10-17-04	vs. Minnesota	31-38 (L)
11-27-88	vs. N.Y. Giants	12-13 (L)	11-27-05	at N.Y. Jets	21-19 (W)
11-26-89	vs. L.A. Rams	17-20 OT (L)	10-10-06	at Dallas	42-17 (W)
9-15-91	vs. L.A. Rams	24-7 (W)	10-14-07	at Seattle	28-17 (W)
11-24-91	vs. Atlanta	20-23 OT (L)	10-31-10	vs. Pittsburgh	20-10 (W)
9-27-92	vs. San Francisco	10-16 (L)	10-23-11	vs. Indianapolis	62-7 (W)
10-11-92	vs. L.A. Rams	13-10 (W)	12-4-11	vs. Detroit	31-17 (W)
9-5-93	vs. Houston	33-21 (W)	10-7-12	vs. San Diego	31-24 (W)
12-11-94	at Atlanta	29-20 (W)	10-28-12	at Denver	14-34 (L)
11-26-95	vs. Carolina	34-26 (W)	11-10-13	vs. Dallas	49-17 (W)
11-3-96	vs. San Francisco	17-24 (L)	12-8-13	vs. Carolina	31-13 (W)
10-5-97	at Chicago	20-17 (W)	9-28-14	at Dallas	17-38 (L)
11-22-98	at San Francisco	20-31 (L)	10-26-14	vs. Green Bay	44-23 (W)
11-21-99	at Jacksonville	23-41 (L)	10-4-15	vs. Dallas	26-20 OT (W)
11-4-01	vs. N.Y. Jets	9-16 (L)	10-28-18	at Minnesota	30-20 (W)
12-30-01	vs. Washington	10-40 (L)	9-29-19	vs. Dallas	12-10 (W)
12-1-02	vs. Tampa Bay	23-20 (W)	9-27-20	vs. Green Bay	30-37 (L)
9-28-03	vs. Indianapolis	21-55 (L)	11-8-20	at Tampa Bay	38-3 (W)
12-14-03	vs. N.Y. Giants	45-7 (W)	12-19-21	at Tampa Bay	9-0 (W)

SAINTS IN PRIME TIME

SAINTS ON THURSDAY NIGHT

OVERALL: 7-12 HOME: 4-4 AWAY: 3-8

Date	Opponent	Score	Date	Opponent	Score
12-3-92	vs. Atlanta	22-14 (W)	12-7-17	at Atlanta	17-20 (L)
9-14-07	at Indianapolis	10-41 (L)	11-22-18	vs. Atlanta	31-17 (W)
11-11-08	at Chicago	24-27 OT (L)	11-29-18	at Dallas	10-13 (L)
9-9-10	vs. Minnesota	14-9 (W)	11-28-19	at Atlanta	26-18 (W)
9-8-11	at Green Bay	34-42 (L)	11-25-21	vs. Buffalo	6-31 (L)
11-29-12	at Atlanta	13-23 (L)	12-2-21	vs. Dallas	17-27 (L)
11-21-13	at Atlanta	17-13 (W)	10-20-22	at Arizona	34-42 (L)
10-30-14	at Carolina	28-10 (W)	10-19-23	vs. Jacksonville	24-31 (L)
10-15-15	vs. Atlanta	31-21 (W)	12-21-23	at Los Angeles	22-30 (L)
11-17-16	at Carolina	20-23 (L)			

SAINTS ON SATURDAY NIGHT

OVERALL: 0-1 HOME: 0-1

Date	Opponent	Score
12-9-09	vs. Dallas	17-24 (L)