



VS



WEEK 8 | SOLDIER FIELD

SUN | 11.1.20 | 3:25PM

THE BROADCASTS

TV: FOX

Joe Buck (play-by-play)

Troy Aikman (analyst)

Erin Andrews (sideline)



RADIO: WBBM 780AM, 105.9 FM

Jeff Joniak (play-by-play)

Tom Thayer (analyst)

Mark Grote (sideline)



SPANISH: Univision Deportes 1200 AM & Latino Mix 93.5

Hector Lozano (play-by-play)

Miguel Esparza (analyst)

NATIONAL RADIO: Sports USA

Larry Kahn (play-by-play)

Doug Plank (analyst)



TEAM COMPARISON



Record 5-2 (2nd NFCN)
 Pts/Gm19.7
 Pts/Gm allowed 20.0
 Rush Yds/Gm 84.1
 Pass Yds/Gm 223.9
 Total Off/Gm 308.0
 Total Def/Gm342.0



Record 4-2 (2nd NFCN)
 Pts/Gm30.0
 Pts/Gm allowed 29.0
 Rush Yds/Gm 118.8
 Pass Yds/Gm265.7
 Total Off/Gm 384.5
 Total Def/Gm 328.3

INDIVIDUAL LEADERS

PASSING

#9 Nick Foles
 123-192; 64.1; 1,139 yds
 6 TD, 6 INT, 77.6 QBR

RUSHING

#32 David Montgomery
 96-353 yds, 1 TD, 3.7 ypc

RECEIVING

#12 Allen Robinson II
 44-544 yds, 2 TD, 12.4 ypc

DEFENSE

#52 Khalil Mack
 25 tkls, 5.5 sacks, 7 TFL

PASSING

#9 Drew Brees
 154-212, 72.6; 1,618 yds
 11 TD, 3 INT, 105.8 QBR

RUSHING

#41 Alvin Kamara
 75-364 yds, 4 TD, 4.9 ypc

RECEIVING

#41 Alvin Kamara
 46-460 yds, 3 TD, 10.0 ypc

DEFENSE

#56 Demario Davis
 36 tkls, 2 sacks, 4 TFL

SERIES HISTORY

The Bears and Saints will be meeting for second consecutive year at Soldier Field and the 32nd time overall with the Saints holding a 16-15 series advantage. Last year, New Orleans won 36-25.

FIRST AND 10

- Since **MATT NAGY** took over in 2018, the Bears are tied with the Saints for the most wins in the month of November (both 7-2 records). The Bears also have the best home record in November at 4-0, since '18, ahead of the Minnesota Vikings (3-0).
- Following a loss, Matt Nagy's record with the Bears is 8-4 and is 5-0 on short weeks (coming off Monday night or playing on Thursday night).
- Last year, the two teams faced off at Soldier Field, New Orleans winning 39-25. In the game **KR CORDARRELLE PATTERSON** returned a kickoff for 102 yards for a TD. It was Patterson's seventh career KOR for a TD.
- The Saints have won the last five contests dating to 2011.
- The Bears last victory over New Orleans was in 2008, behind a Daniele Manning 83-yard kickoff return touchdown.
- The Bears defense ranks first in redzone defense at 42.3%, second in opponent's 3rd down conversion (31.7%), seventh in points allowed (20.0) and 10th in total yards (342.0) while the Bears defense ranks first in redzone defense, New Orleans comes into the game ranked 32nd (86.36).
- Last week, **DB EDDIE JACKSON** recovered and returned a fumble eight yards for a TD. His six defensive TDs (three interception returns and three fumble returns) are the most in the NFL since he entered the league in 2017.
- **LB KHALIL MACK** has recorded at least one sack in the last three games. His streak of three consecutive games recording a sack is the second longest active streak behind Cleveland's Myles Garrett (6). Mack's longest sack streak with Chicago is four, and it came in his first four games as a Bear to begin 2018.
- **WR ALLEN ROBINSON II** is eighth in the NFL in both receptions and receiving yards with 44 receptions and 544 receiving yards.
- Robinson needs just one reception to hit 400 for his career and would become the 43rd active player with 400+ catches.

BEARS MEDIA SCHEDULE

*Media Schedule subject to change; check NFLOMG.com for updates

WEDNESDAY (10/28):

11:45 am: Head coach Matt Nagy available

Noon: QB Nick Foles/additional players available

1:20 pm: Practice; stretch and individual periods open for photo and video.

THURSDAY (10/29):

11:45 am: Head coach Matt Nagy, players available

1:45 am: STC Chris Tabor, OC Bill Lazor, DC Chuck Pagano available

1:40 pm: Practice; stretch and individual periods open for photo and video

FRIDAY (10/30):

11:30 am: Practice; brief stretch period only open for photo and video; Head coach Matt Nagy, players available post-practice

SATURDAY (10/31): No availability

SUNDAY (11/1): 3:25 pm: Bears vs. Saints (FOX)

MONDAY (11/2): 12:00 pm: Head coach Matt Nagy available

2020 SCHEDULE/RESULTS (5-2)

WEEK 1		AT DETROIT Sunday, Sept. 13 Noon CT FOX W, 27-23
WEEK 2		GIANTS Sunday, Sept. 20 Noon CT CBS W, 17-13
WEEK 3		AT ATLANTA Sunday, Sept. 27 Noon CT FOX W, 30-26
WEEK 4		COLTS Sunday, Oct. 4 Noon CT CBS L, 19-11
WEEK 5		BUCCANERS Thursday, Oct. 8 7:20 pm CT FOX W, 20-19
WEEK 6		AT CAROLINA Sunday, Oct. 18 Noon CT FOX* W, 23-16
WEEK 7		AT LOS ANGELES RAMS Monday, Oct. 26 7:15 pm CT ESPN L, 24-10
WEEK 8		SAINTS Sunday, Nov. 1 3:25 pm CT FOX*
WEEK 9		AT TENNESSEE Sunday, Nov. 8 Noon CT FOX
WEEK 10		VIKINGS Monday, Nov. 16 7:15 pm CT ESPN
WEEK 11		BYE WEEK
WEEK 12		AT GREEN BAY Sunday, Nov. 29 7:20 pm CT NBC*
WEEK 13		LIONS Sunday, Dec. 6 Noon CT FOX*
WEEK 14		TEXANS Sunday, Dec. 13 Noon CT CBS*
WEEK 15		AT MINNESOTA Sunday, Dec. 20 Noon CT FOX*
WEEK 16		AT JACKSONVILLE Sunday, Dec. 27 Noon CT FOX*
WEEK 17		PACKERS Sunday, Jan. 3 Noon CT FOX*

* Game time subject to flexible scheduling

**NFL & Amazon simulcast subject to change

THE COACHES



Matt Nagy..... **Coach** Sean Payton
 Delaware..... **Alma Mater** Eastern Illinois
 25-14 (3rd)..... **Record with Team** (14th) 135-79
 25-14 (3rd)..... **Career Record** (14th) 135-79
 0-1..... **Career Record vs. Opponent** 5-2
 0-1..... **Career Record vs. Coach** 1-0
 0-1..... **Career Playoff Record** 8-7

FOOTBALL STAFF

Head Coach: Matt Nagy (named 1/8/2018)**Record at Chicago:** 25-14 (3rd Season)**Career Record:** 25-14 (3rd Season)**Record vs. NFC North:** 10-3

Defensive Coordinator..... Chuck Pagano
 Offensive Coordinator..... Bill Lazor
 Special Teams Coordinator..... Chris Tabor
 Pass Game Coordinator..... Dave Ragone
 Quarterbacks..... John DeFilippo
 Running Backs..... Charles London
 Offensive Line..... Juan Castillo
 Wide Receivers..... Mike Furrey
 Tight Ends..... Clancy Barone
 Assistant Offensive Line..... Donovan Raiola
 Offensive Quality Control/Tight Ends... Mike Snyder
 Assistant WR's/ Quality Control..... Chris Jackson
 Inside Linebackers..... Mark DeLeone
 Defensive Line..... Jay Rodgers
 Defensive Quality Control..... Ronell Williams
 Safeties..... Sean Desai
 Secondary..... Deshea Townsend
 OLB/Sr. Defensive Assistant..... Ted Monachino
 Pass rush Analyst/Asst. Linebackers..... Bill Shuey
 Defensive Quality Control..... Shane Toub
 Assistant Special Teams..... Brian Ginn
 Bill Walsh Coaching Fellow..... Henry Burris
 Coaching Assistant..... Kyle Childress
 Strength and Conditioning..... Jason Loscalzo
 Asst. Strength and Conditioning..... Pierre Ngo
 Asst. Strength and Conditioning..... Casey Kramer

MEDIA RELATIONS STAFF

VP of Communications: Brandon Faber**Director of Media Relations:** Adam Widman**Media Relations Coordinator:** Aaron Clark**Media Relations Assistant:** Ben Schmitz**Public Relations Specialist:** Meghan Bower**Media Relations Seasonal:** Eric Szczepinski**SVP Marketing & Communications:** Scott Hagel**Email:** First Name.Last Name@Bears.NFL.Net

TEAM COMPARISON

	BEARS	SAINTS
Record	5-2	4-2
Division Standing	2nd (NFCN)	2nd (NFCS)
Turnover Margin	0 (T-17th)	0 (T-17th)
Total Games	7	6
Total Drives	79	62
Total Drives per Game	11.3	10.3
First downs	138	143
Rushing 1st downs	35	46
Passing 1st downs	89	89
1st downs from penalties	14	8
3rd down eff. (Made-Att-Pct)	33-94-35%	44-80-55%
4th down eff. (Made-Att-Pct)	4-9-44%	2-3-67%
Total Net Yards	2,156	2,307
Avg. Yards per Game	308.0	384.5
Total Plays	450	392
Yards per play	4.8	5.9
Net Yards Rushing	589	713
Rush Attempts	157	169
Yards per rush	3.75	4.22
Net Yards Passing	1567	1594
Sacks-Yards lost	15-132	8-62
Gross Yards	1699	1656
Comp-Att-Pct	174-278-63%	156-215-73%
Yards per pass	5.64	7.41
Interceptions thrown	9	3
Punts (Num-Yds)	33-1518	20-835
Punts blocked	0	0
Net Punting Avg Yds	43.9	31.8
Gross Punting Avg Yds	46.0	41.8
Total Return Yds (no Kickoffs)	55	232
Punt Returns (Num-Yds)	7-30	15-179
Kickoff Returns (Num-Yds)	21-580	12-304
Int. Returns (Num-Yds)	5-25	3-53
Penalties-Yards	51-483	39-508
Turnovers	9	5
Fumbles lost	0	2
Interceptions thrown	9	3
Total Net Yards	2,156	2,307
Touchdowns	15	21
Rushing	2	9
Passing	12	11
Interceptions	0	1
Kickoff Returns	0	0
Fumble Returns	1	0
Punt Returns	0	0
Defensive/Special Teams TDs	1	1
Extra Points (Made-Att)	14-15	21-21
Kicking (Made-Att)	13-13	21-21
2Pt Conversions (Made-Att)	1-2	0-0
Safeties	0	0
Kickoffs (Num-EZ-TB)	33-27-18	38-30-24
Field Goals (Made-Att)	11-13	11-11
FGs Blocked - PATs Blocked	0-0	0-0
Goal to Go (Made-Att-Pct)	7-9-78%	13-15-87%
Red Zone (Made-Att-Pct)	10-21-48%	17-25-68%

SERIES HISTORY • SAINTS LEAD 16-15
GAME RECAP: LAST MEETING WEEK 7 • 2019

Year	Result	Location
1968	- Bears, 23-17	Tulane Stadium
1970	- Bears, 24-3	Tulane Stadium
1971	- Bears, 35-14	Soldier Field
1973	- Saints, 21-16	Tulane Stadium
1974	- Bears, 24-10	Soldier Field
1975	- Bears, 42-17	Superdome
1977	- Saints, 42-24	Soldier Field
1980	- Bears, 22-3	Soldier Field
1982	- Saints, 10-0	Soldier Field
1983	- Saints, 34-31 +	Superdome
1984	- Bears, 20-7	Soldier Field
1987	- Saints, 19-17	Soldier Field
1990	- Bears, 16-6 NFC Wild card	Soldier Field
1991	- Bears, 20-17	Superdome
1992	- Saints, 28-6	Superdome
1994	- Bears, 17-7	Soldier Field
1996	- Saints, 27-24	Superdome
1997	- Saints, 20-17 (SNF)	Soldier Field
1999	- Bears, 14-10	Soldier Field
2000	- Saints, 31-10	Soldier Field
2002	- Saints, 29-23	University of Illinois
2003	- Saints, 20-13	Superdome
2005	- Bears, 20-17	Tiger Stadium
2006	- Bears, 39-14 NFC CHAMP	Soldier Field
2007	- Bears, 33-25	Soldier Field
2008	- Bears, 27-24 (TNF) +	Soldier Field
2011	- Saints, 30-13	Superdome
2013	- Saints, 26-18	Soldier Field
2014	- Saints, 31-15 (MNF)	Soldier Field
2017	- Saints, 20-12	Superdome
2019	- Saints, 36-25	Soldier Field

2006 NFC CHAMPIONSHIP

In a falling mixture of snow and sleet, the swarming Bears defense and a balanced offense helped Chicago to its first Super Bowl in 21 years with a 39-14 win over New Orleans in the 2006 NFC Championship Game. Turnovers were key to the game, with the Chicago defense and special teams forcing four throughout the contest that led to 13 points.

Following three Robbie Gould field goals, RB Thomas Jones took control, carrying the ball on all eight plays of a drive and gaining 69 yards with the final two going for a two-yard TD. The drive featured runs of 14, 33 and 7 yards, giving Chicago a 16-0 lead in the second quarter. Before half, the Saints answered with a 12-yard TD pass from Drew Brees to Marques Colston.

The Saints kept the momentum coming out of the locker room, scoring on their second offensive play of the half as Reggie Bush took a swing-pass and went 88 yards for a touchdown and the longest play in NFC Championship Game history to cut Chicago's lead to two points, 16-14.

The Bears held the Saints scoreless in the second half, outscoring them 23-0 over the final two quarters. The Bears added a safety on Brees followed by a 33-yard TD pass from Rex Grossman to Bernard Berrian. In the fourth quarter, the Bears sealed their trip to the Super Bowl with a 12-yard TD run and a 15-yard TD run by Cedric Benson and Thomas Jones.

It was Chicago's largest post-season victory since Super Bowl XX (46-10).



The Bears struggled at times in all three phases in a 36-25 loss to a Saints.

The Saints recorded a safety on the game's opening possession to take a 2-0 lead. After the Bears went three-and-out, J.T. Gray blocked Pat O'Donnell's punt into the end zone. O'Donnell alertly batted the ball out of the zone, preventing the Saints from recovering for a touchdown.

The Bears then lost their first fumble of the season when safety Vonn Bell stripped the ball from Anthony Miller on a sweep and recovered the fumble at the Chicago 24.

The Saints converted the turnover into Teddy Bridgewater's 7-yard touchdown pass to tight end Josh Hill on third-and-goal, widening the margin to 9-0 with 3:14 left in the first quarter.

Cordarrelle Patterson followed by providing a much-needed jolt of energy, returning the ensuing kickoff 102 yards for a touchdown. The score awakened a dormant Soldier Field and cut the deficit to 9-7.

After the Saints went three-and-out, Mitchell Trubisky completed three passes for 33 yards to Allen Robinson II, setting up Eddy Piñeiro's 46-yard field goal that gave the Bears a 10-9 lead early in the second quarter.

The Bears offense struggled mightily in the first half, mustering just 81 yards on 29 plays while being limited to four first downs. The unit converted just 1-of-7 third-down plays and rushed for 11 yards on five carries.

The defense, meanwhile, kept the Bears in the game. The only TD the unit allowed came on a drive that started at the Chicago 24 after a turnover. In addition, defensive backs Buster Skrine and Prince Amukamara both broke up passes in the end zone.

Trubisky completed 13 of 23 passes for 78 yards. He twice missed open receivers on third down, failing to connect with Taylor Gabriel and Miller.

The Saints increased their lead to 26-10 with 75- and 76-yard touchdown drives in the second half.

First, they made it 19-10 on the opening possession of the second half on Latavius Murray's 3-yard touchdown run. The TD came one play after Bridgewater's 45-yard pass to Ted Ginn.

On the Bears' first play after the TD, safety Marcus Williams forced a David Montgomery fumble that was recovered by linebacker A.J. Klein at the Chicago 29.

Though Lutz followed by coming up short on a 52-yard field goal, the Saints later made it 26-10 on Bridgewater's 4-yard TD pass to Taysom Hill late in the third quarter.

The Saints continued to pile up the points, as Lutz added a 30-yard field goal late in the third quarter and Murray rushed for a 4-yard TD.

The Bears finally got into the end zone with 2:31 remaining in the game as Trubisky threw a 7-yard TD pass to Robinson and connected with Adam Shaheen on the two-point conversion.

Following a successful onside kick, the Bears found the end zone for the second time in the quarter. This time, Trubisky threw to Javon Wims for a touchdown with 48 seconds remaining.



-- Larry Mayer, *ChicagoBears.com* Senior Writer

LAST MEETING: WEEK 7 • 2019



36

WEEK 7

 New Orleans Saints 36, Chicago Bears 25
 62,306  Soldier Field  Oct 20, 2019


25

New Orleans Saints	9	3	14	10	-	36
Chicago Bears	7	3	0	15	-	25

SCORING DRIVES

TEAM	QTR	TIME	SCORING PLAY	NO	CHI
Saints	1	13:29	Penalty on P.O'Donnell enforced in end zone for a Safety	3	0
Saints	1	03:14	J.Hill 7 yd. pass from T.Bridgewater (W.Lutz kick) (5-24, 2:09)	9	0
Bears	1	02:59	C.Patterson 102 yd. kickoff return (E.Pineiro kick) (0-0, 0:15)	9	7
Bears	2	11:33	E.Pineiro 46 yd. Field Goal (11-39, 4:48)	9	10
Saints	2	06:31	W.Lutz 39 yd. Field Goal (12-52, 5:02)	13	10
Saints	3	12:00	L.Murray 3 yd. run (W.Lutz kick) (6-75, 3:00)	19	10
Saints	3	02:55	T.Hill 4 yd. pass from T.Bridgewater (W.Lutz kick) (11-76, 5:33)	26	10
Saints	4	12:45	W.Lutz 30 yd. Field Goal (9-38, 3:59)	30	10
Saints	4	04:33	L.Murray 4 yd. run (W.Lutz kick) (7-55, 4:45)	36	10
Bears	4	02:31	A.Robinson 7 yd. pass from M.Trubisky (M.Trubisky-A.Shaheen pass) (10-75, 2:02)	36	18
Bears	4	00:48	J.Wims 6 yd. pass from M.Trubisky (E.Pineiro kick) (9-57, 1:43)	36	25

NEW ORLEANS SAINTS

PASSING	ATT	CP	YDS	SK	YD	LG	INT	RTG
Teddy Bridgewater	38	23	281	1/8	2	45	0	100.9
TOTAL	38	23	281	1/8	2	45	0	100.9

RUSHING	ATT	YDS	AVG	LG	TD
Latavius Murray	27	119	4.4	17	2
Taysom Hill	2	21	10.5	23	0
Teddy Bridgewater	4	7	1.8	6	0
Zach Line	1	3	3.0	3	0
Zach Zenner	1	1	1.0	1	0
TOTAL	35	151	4.3	23	2

RECEIVING	NO	YDS	AVG	LG	TD
Michael Thomas	9	131	14.6	34	0
Latavius Murray	5	31	6.2	12	0
Josh Hill	3	43	14.3	27	1
Ted Ginn Jr.	2	48	24.0	45	0
Dwayne Washington	1	6	6.0	6	0
Taysom Hill	1	4	4.0	4t	1
Zach Line	1	12	12.0	12	0
Zach Zenner	1	6	6.0	6	0
TOTAL	23	281	12.2	45	2

TOP DEFENSE	TOT	SOLO	AST	SK	YDS	INT
Vonn Bell	8	7	1	0	0	0
C.J. Gardner-Johnson	6	6	0	0	0	0
Eli Apple	6	6	0	0	0	0

FIELD GOALS	FGA/FGM	PERCENT	RESULTS
Will Lutz	4-2	50.0	(39) 42WR, 52SH (30)
TOTAL	4-2	50.0	

CHICAGO BEARS

PASSING	ATT	CP	YDS	SK	YD	LG	INT	RTG
Mitchell Trubisky	54	34	251	2/16	2	28	0	86.3
TOTAL	54	34	251	2/16	2	28	0	86.3

RUSHING	ATT	YDS	AVG	LG	TD
Tarik Cohen	3	10	3.3	9	0
David Montgomery	2	6	3.0	4	0
Cordarrelle Patterson	1	2	2.0	2	0
Anthony Miller	1	-1	-1.0	-1	0
TOTAL	7	17	2.4	9	0

RECEIVING	NO	YDS	AVG	LG	TD
Allen Robinson II	10	87	8.7	17	1
Tarik Cohen	9	19	2.1	9	0
Anthony Miller	5	64	12.8	28	0
Adam Shaheen	2	24	12.0	18	0
Cordarrelle Patterson	2	21	10.5	11	0
David Montgomery	2	13	6.5	10	0
Trey Burton	2	11	5.5	8	0
Javon Wims	1	6	6.0	6t	1
Taylor Gabriel	1	6	6.0	6	0
TOTAL	34	251	7.4	28	2

TOP DEFENSE	TOT	SOLO	AST	SK	YDS	INT
Danny Trevathan	10	7	3	0	0	0
Khalil Mack	8	8	0	0	0	0
Prince Amukamara	6	4	2	0	0	0

FIELD GOALS	FGA/FGM	PERCENT	RESULTS
Eddy Pineiro	1-1	100.0	(46)
TOTAL	1-1	100.0	

TEAM STATISTICS

	SAINTS	BEARS
First Downs	24	16
Total Net Yards	424	252
Rushes/Net Yards	35/151	7/17
Net Passing	273	235
Pass Attempts/Completions	38/23	54/34
Had Intercepted	0	0
Sacked/Yards Lost	1/8	2/16
Punts/Average	4/42.3	7/37.6

BEARS TOP PERFORMERS ALL-TIME VS. SAINTS

Top Team Performances vs. Saints

* - Records since 1950

Offense:

Total Net Yards:	493 (9/18/83)
Net Passing Yards:	340 (10/6/13)
Net Rushing yards:	246 (10/7/84)
Rushing TDs:	2 (Five times, 12/11/08)
Receiving TDs:	3 (Six times, 12/30/07)
Points Scored (1920):	42 (12/21/75)
Largest Margin of Victory (1920):	25 (12/21/75)
First Downs:	21 (9/22/02)
3rd Down Conversions:	8/19 (10/3/99)
4th Down Conversions:	3/3 (10/3/99)
Rushing Attempts:	49 (10/7/84)
Fewest Rushing Attempts:	25 (10/6/13)
Passing Attempts:	51 (12/20/70)
Fewest Passing Attempts:	22 (10/27/91)
Completions:	26 (12/20/70)
Fewest Offensive Penalties:	2 (9/14/80)
Time of Possession (1981):	38:37 (9/18/83)

Defense:

Fewest Net Yards Allowed:	219 (9/14/80)
Fewest Pass Yds Allowed:	129 (12/21/75)
Fewest Rush Yds Allowed:	68 (12/21/75)
Fewest Pts Allowed:	7 (10/7/84)
Sacks:	6 (9/14/80)
Passes Defensed (1991):	10 (12/30/07)
Interceptions:	4 (Two times, 12/20/70)
Turnovers:	6 (9/18/83)
Opp. Penalties:	11-98 (9/14/80)

Special Teams:

Punt Returns:	6 (12/20/70)
Punt Return Yards:	64 (12/30/84)
Kick Returns:	6 (10/2/77)
Kick Return Yards:	192 (12/11/08)
PR Touchdowns:	1 (12/30/07)
KR Touchdowns:	1 (2x Last: 10/20/19)
Field Goals Made:	3 (Three times, 9/22/02)
Field Goal Long:	50 (12/1/68)
Punts:	12 (10/5/97)
Punts In20:	4 (12/30/07)



Did you know: On Oct. 20, 2019, Cordarrelle Patterson returned a kickoff 102 yards for a TD. It was Patterson's seventh career KOR for a TD. His next one would tie the NFL record in the Super Bowl era, with Josh Cribbs (8) & Leon Washington (8).

Top Individual Performances vs. Saints

* - Records since 1960

Offense:

Net Passing Yds:	358 (J. Cutler, 10/6/13)
Pass Attempts:	54 (M. Trubisky, 10/20/19)
Completion Pct:	72.7 (J. Cutler, 10/6/13)
QBR:	131.1 (D. Krieg, 10/13/96)
Receiving Yards:	218 (A. Jeffery, 10/6/13)
Receptions:	10 (3x Last: Allen Robinson II 10/20/19)
Receptions by a RB:	10 (M. Forte, 9/18/11)
Receiving Yards by a RB:	117 (M. Forte, 9/18/11)
Rush Yards:	183 (W. Payton, 9/14/80)
Rush Attempts:	32 (W. Payton, 10/7/84)
Rush TDs:	2 (W. Payton, 10/2/77)
Receiving TDs:	3 (Two times, 9/18/83)
Offensive Touches:	34, (W. Payton, 10/7/84)
1st Down Rec (1994):	8 (A. Jeffery, 10/6/13)
1st Down Rush (1994):	6 (C. Enis, 10/3/99)
Overall TDs:	6 (A. Thomas, 10/5/03)
Points Scored:	18 (Three tied, 9/18/83)

Defense:

Tackles:	14 (L. Briggs, 10/6/13)
Tackles For Loss:	3 (L. Briggs, 10/6/13)
Sacks:	3 (M. Hartenstine, 9/18/83)
Sack Yards:	19 (W. Holdman, 10/3/99)
Interceptions:	2 (T. Schmidt, 9/18/83)
Interception Ret. Yds:	40 (V. Livers, 12/21/75)
Interception Long:	40 (V. Livers, 12/21/75)
Fumbles Forced:	1 (20 times, 10/29/17)
Passes Defensed:	3 (A. Brown, 12/30/07)

Special Teams:

Tackles:	3 (Four times, 10/29/17)
Punt Return Yards:	64 (D. Hester, 12/30/07)
PR Touchdowns:	D. Hester (12/30/07)
Kick Return Yards:	179 (D. Manning, 12/11/08)
KR Touchdowns:	1 (2x Last: C. Patterson, 10/20/19)
Field Goals:	3 (Three times, 9/22/02)
Field Goal Long:	50 (M. Percival, 12/1/68)
Punts:	12 (T. Sauerbrun, 10/5/97)
Punt Long:	61 (P. O'Donnell, 10/29/17)
Punts In20:	4 (B. Maynard, 12/30/07)



Did you know: The Bears defeated the Saints 39-14 in the NFC Championship game at Soldier Field on January, 21, 2007 to advance to their first Super Bowl since 1985. RB Thomas Jones paved the way with 123 rushing yards and two TDs.

CONNECTIONS

Coaching connections:

- Bears defensive coordinator Chuck Pagano coached the University of Miami's secondary and special teams (1995-00) where he overlapped with Saints senior offensive assistant Curtis Johnson who was on staff for one season in 1995.
- Bears special teams coach Chris Tabor coached with Saints secondary coach Aaron Glenn of the Cleveland Browns (2014-15) holding the same positions.
- Bears offensive coordinator Bill Lazor held the same position with the Miami Dolphins (2014-15) where he coached with Saints special teams coach Darren Rizzi (2009-18).
- Bears assistant offensive line coach Donovan Raiola played for the Omaha Nighthawks of the United Football League where he was teammates with Saints defensive assistant Michael Wilhoite in 2011.

Former Saints:

- Bears GM Ryan Pace spent 13 years in the New Orleans personnel department (2002-14). He started as a scouting assistant and worked up the ranks to director of player personnel (2013-14).
- Bears director of player personnel Josh Lucas spent 10 seasons (2005-14) in the Saints personnel department primarily as an area and regional scout.
- Bears director of football administration Joey Laine spent 10 years with the Saints with a majority of his time as the teams salary cap analyst/pro personnel.
- Bears defensive lineman Akiem Hicks was drafted in the 3rd round by the Saints in 2012. Hicks played three seasons (2012-14) for New Orleans logging 6.5 sacks.
- Ted Ginn Jr. spent the previous three seasons with the Saints (2017-2019) totaling 100 catches, 1,417 yards and 8 TDs.
- Jimmy Graham played for New Orleans for five seasons (2010-2014), holding the career record among tight ends for receptions, receiving yards and receiving TDs (386 catches for 4,752 yards and 51 TDs)

Former Bears:

- Saints head coach Sean Payton had a brief stint with the Bears as a player in 1987. The former quarterback appeared in three games completing 8 of 23 passes for 79 yards.
- Saints senior offensive assistant Curtis Johnson coached the Bears wide receivers for one season (2016).
- Saints assistant offensive line and run game coach Brendan Nugent served as the Bears offensive quality control coach from 2013-14.
- Saints FB Michael Burton played for the Bears in 2017-18. He played in 24 games over the two seasons.

College connections:

- Bears kicker Eddy Pineiro kicked at the University of Florida from 2016-17 where he overlapped with Saints linebacker Alex Anzalone (2013-16) for one season in 2016.
- Bears defensive lineman Mario Edwards Jr was teammates with Saints quarterback Jameis Winston, defensive back P.J. Williams at Florida State where they helped win the BCS National Championship in 2013.

Professional connections:

- Bears LB Danny Trevathan and Saints WR were key contributors for the Super Bowl 50 winning Denver Broncos in 2015. They spent two seasons together (2014-15).
- Bears defensive lineman Akiem Hicks played 13 games for the New England Patriots in 2015 where he played alongside Saints defensive lineman Malcolm Brown.
- Brown was also teammates with Bears wide receiver Cordarrelle Patterson in 2018 with the Patriots during their Super Bowl campaign.
- Patterson and defensive lineman Mario Edwards Jr. were also teammates with Saints tight end Jared Cook for one season (2017) with the Oakland Raiders.
- Bears defensive back Buster Skrine played four seasons for the New York Jets (2015-18) where he played with Saints linebacker Demario Davis for two seasons in 2015 and 2018.
- Bears defensive back Buster Skrine (2011-14) played for the Cleveland Browns overlapping with Saints linebacker Craig Robertson who played five seasons with the Cleveland Browns (2011-15) and Johnson Badesmosi (2012-15).
- Bears QB Nick Foles was a member of the 2017 Super Bowl winning Philadelphia Eagles teaming up with Saints defensive back Patrick Robinson for one year.

Hometown Ties:

- Saints head coach Sean Payton played quarterback at Eastern Illinois (1982-86). Payton then spent one season coaching the quarterbacks at Illinois in 1996.
- Saints linebackers coach Michael Hodges coached at Eastern Illinois from 2014-16.
- Saints offensive lineman Terron Armstead attended Cahokia High School and was the Belleville News-Democrat Class 1A-2A Track and Field Athlete of the Year.
- Saints defensive back Justin Hardee played wide receiver at Illinois (2012-16).

LATEST TRANSACTIONS

PLAYER	DATE	TRANSACTION	PLAYER	DATE	TRANSACTION
Michael Joseph	10/24/2020	reserve/non football injury COVID-19	Keandre Jones	9/3/2020cut
Marqui Christian	10/23/2020	pract. squad add	Lee Autry	9/3/2020cut
Badara Traore	10/23/2020	pract. squad add	Napoleon Maxwell	8/31/2020signed
Manti Te'o	10/20/2020	pract. squad add	Trevor Davis	8/25/2020cut
Daniel McCullers	10/16/2020	pract. squad add	Alex Wesley	8/25/2020re-signed
Daniel McCullers	10/16/2020Release	Cairo Santos	8/25/2020signed
John Jenkins	10/16/2020activated from IR	Rodney Adams	8/20/2020signed
Sam Mustpther	10/14/2020active/prac. squad	Marqui Christian	8/12/2020signed/unrest FA
James Daniels	10/14/2020Placed on IR	Ramiz Ahmed	8/11/2020cut
Kai Forbath	10/9/2020pract. squad add	Kentrell Brice	8/5/2020signed
Lamar Miller	10/3/2020pract. squad add	Eric Saubert	8/3/2020reinstated
Tyler Bray	10/3/2020active/prac. squad	Jordan Lucas	8/3/2020reserve/COVID-19 Opt-Out
Artavis Pierce	9/29/2020active/prac. squad	Dino Boyd	8/3/2020cut
Terry Beckner	9/29/2020pract. squad add	John Jenkins	8/3/2020reinstated
Sharif Finch	9/29/2020pract. squad add	Artavis Pierce	8/2/2020reinstated
Daniel McCullers	9/24/2020active/prac. squad	Napoleon Maxwell	8/2/2020cut
Marqui Christian	9/21/2020cut	John Jenkins	7/30/2020non football injury
Devante Bond	9/21/2020pract. squad add	Eric Saubert	7/29/2020non football injury COVID-19
Tarik Cohen	9/20/2020re-signed	Tre Roberson	7/29/2020reserve/non football injury
		Three-year contract (through 2023)	Eddie Goldman	7/28/2020reserve/COVID-19 Opt-Out
Devante Bond	9/19/2020active/prac. squad	Artavis Pierce	7/27/2020non football injury COVID-19
Dieter Eiselen	9/18/2020pract. squad add	Alex Wesley	7/26/2020cut
Devante Bond	9/18/2020pract. squad add	Kentrell Brice	7/26/2020cut
Cairo Santos	9/16/2020active/prac. squad	Devante Bond	7/26/2020cut
Eric Saubert	9/16/2020cut	Adam Shaheen	7/25/2020traded
Abdullah Anderson	9/14/2020pract. squad add			(for conditional 2021 seventh-round pick)
Ledarius Mack	9/14/2020pract. squad add	Ben Braunecker	7/23/2020cut
Cairo Santos	9/12/2020active/prac. squad	Lachavious Simmons	7/21/2020signed/draft choice
Mario Edwards Jr.	9/8/2020signed			Four-year contract (through 2023)
Artavis Pierce	9/6/2020pract. squad add	Arlington Hambright	7/21/2020signed/draft choice
Cairo Santos	9/6/2020pract. squad add			Four-year contract (through 2023)
Xavier Crawford	9/6/2020pract. squad add	Darnell Mooney	7/21/2020signed/draft choice
Rashad Smith	9/6/2020pract. squad add			Four-year contract (through 2023)
LaCale London	9/6/2020pract. squad add	Trevis Gipson	7/21/2020signed/draft choice
Abdullah Anderson	9/6/2020pract. squad add			Four-year contract (through 2023)
Badara Traore	9/6/2020pract. squad add	Jaylon Johnson	7/21/2020signed/draft choice
Lachavious Simmons	9/6/2020pract. squad add			Four-year contract (through 2023)
Jamon Brown	9/6/2020pract. squad add	Cole Kmet	7/21/2020signed/draft choice
Sam Mustpther	9/6/2020pract. squad add			Four-year contract (through 2023)
Jesper Horsted	9/6/2020pract. squad add	Kindle Vildor	7/21/2020signed/draft choice
Rodney Adams	9/6/2020pract. squad add			Four-year contract (through 2023)
Thomas Ives	9/6/2020pract. squad add	Mitchell Trubisky	5/2/2020team declines option
Stephen Denmark	9/6/2020pract. squad add			Fifth-year option on rookie contract
Reggie Davis	9/6/2020pract. squad add	Tashaun Gipson Sr.	5/1/2020signed
Tyler Bray	9/6/2020pract. squad add			One-year contract (through 2020)
Badara Traore	9/5/2020cut	Ted Ginn Jr.	4/30/2020signed/unrest FA
LaCale London	9/5/2020cut			One-year contract (through 2020)
Artavis Pierce	9/5/2020cut	Trevor Davis	4/29/2020signed/unrest FA
Lachavious Simmons	9/5/2020cut			One-year contract (through 2020)
Stephen Denmark	9/5/2020cut	Keandre Jones	4/28/2020signed
Isaiah Irving	9/5/2020cut/injured	Lee Autry	4/28/2020signed
Kevin Toliver II	9/5/2020cut	Dieter Eiselen	4/28/2020signed
Jesper Horsted	9/5/2020cut	LaCale London	4/28/2020signed
Abdullah Anderson	9/5/2020cut	Ledarius Mack	4/28/2020signed
Tyler Bray	9/5/2020released	Napoleon Maxwell	4/28/2020signed
Sam Mustpther	9/5/2020cut	Trevon McSwain	4/28/2020signed
Reggie Davis	9/5/2020cut	Artavis Pierce	4/28/2020signed
Thomas Ives	9/5/2020cut	Rashad Smith	4/28/2020signed
Rodney Adams	9/5/2020cut	Badara Traore	4/28/2020signed
Cairo Santos	9/5/2020released	Ahmad Wagner	4/28/2020signed
Xavier Crawford	9/5/2020cut	John Jenkins	4/28/2020signed/unrest FA
Ledarius Mack	9/5/2020cut			
Rashad Smith	9/5/2020cut			
Trevon McSwain	9/5/2020cut			
Dieter Eiselen	9/5/2020cut			
Ahmad Wagner	9/3/2020cut			
Alex Wesley	9/3/2020cut			
Napoleon Maxwell	9/3/2020cut			
Corey Levin	9/3/2020cut			
cut					

MONSTERS OF THE FOURTH QUARTER



• The Bears are the first team in NFL history to win two games in a single season where they were trailing by at least 16 points entering the 4th quarter. They've done it twice in their first three games (W1 vs Lions & W3 at Atlanta). *Credit: Elias Sports Bureau*

WEEK 1 AT DETROIT

- Chicago trailed 23-6 entering the fourth quarter. The comeback was sparked by QB Mitchell Trubisky who threw three TD passes and posted a 143.3 passer rating in the fourth quarter to propel the Bears to the 27-23 victory. The Bears defense also did their part when DB Kyle Fuller intercepted Lions' Matthew Stafford with 2:35 left in the game to set the Bears offense up with great field position. Trubisky and offense put the Bears up for good when Trubisky hit WR Anthony Miller on a 27-yard TD down the right sideline with 1:54 to play in the game.
- Since the merger in 1970, 2,760 teams have led a game by 17+ points entering the 4th Quarter. The Bears are only the 29th team to go on to comeback and win in Week 1 at Detroit, (0.01%) *per @pfref*.
- Chicago's Week 1 win tied the fourth-largest comeback in team history. These are the largest comebacks in Bears history:

20 – Oct. 16, 2006, Bears beat Cardinals, 24-23
 20 – Oct. 25, 1987, Bears beat Buccaneers, 27-26
 19 – Oct. 28, 2001, Bears beat 49ers, 37-31
17 – Sept. 13, 2020, Bears beat Lions, 27-23
 17 – Sept. 14, 2014, Bears beat 49ers, 28-20
 17 – Oct. 4, 1998, Bears beat Lions, 31-27
 17 – Nov. 13, 1977, Bears beat Chiefs, 28-27

WEEK 3 AT ATLANTA

- The Bears completed their second comeback of 16+ points this season, scoring 20 unanswered in the fourth to secure the 3-0 start.
- QB Nick Foles entered midway through the third quarter for starter Mitchell Trubisky with the Bears trailing 26-10. Foles rallied the Bears in the fourth quarter, throwing three TDs to Jimmy Graham, Allen Robinson II and Anthony Miller to seal yet another improbable comeback.
- The pivotal play of the game was when Foles found Miller on the 28-yard TD pass to give the Bears their first lead of the game, 30-26, with 1:53 left to play. It was Miller's 11th career TD and second of the season. The Bears defense would shut the door when DB Tashaun Gipson intercepted Falcons' Matt Ryan to end any chance of an Atlanta score.
- In the fourth quarter alone, Foles completed 13 passes for 154 yards and three TDs with a 116.7 passer rating.
- According to ESPN's Win Probability chart, Atlanta had a 99.6% chance to win during the fourth quarter, prior to the Bears first TD to Jimmy Graham with 6:20 left to play to cut the Atlanta lead to 26-16.

WEEK 5 VS. TAMPA BAY

- The Bears trailed Tampa Bay 13-0 late in the first half, before scoring two TDs to take a 14-13 lead going into halftime.
- Chicago later trailed 19-17 with 2:30 remaining in the fourth quarter. The Bears offense marched 32 yards in nine plays to set up a Cairo Santos 38-yard FG with 1:08 left to seal the Bears victory.
- The Bears earned their 3rd win of the season after trailing by double digits. That's tied for the most such wins in a team's first 5 games in NFL history with 7 other teams. The 2014 Eagles were the last team to accomplish the feat prior to the Bears (@EliasSports).

LB • KHALIL MACK NOTES



- LB **KHALIL MACK** is in his third season with the Bears in 2020.
- His team-high 5.5 sacks is tied for fifth in the NFL.

2020 NFL sack leaders:

1. Myles Garrett	9
2. Aaron Donald	8
3t. Brandon Graham	6
3t. Za'Darius Smith	6

5t. Khalil Mack* **5.5**

*Two other players tied with Mack

- Mack has recorded at least one sack in the last three games. His streak of three consecutive games recording a sack is the second longest active streak in the NFL behind Cleveland's Myles Garrett (6). Mack's longest sack streak with Chicago is four, and it came in his first four games as a Bear to begin 2018.
- Mack has recorded at least 1.0 sack in 20 of 37 games for the Bears in his first two plus seasons, with the Bears going 15-5 in those games: 7-2 in 2018, 5-2 in 2019, and 3-1 in 2020.
- Mack's 63 sacks since the start of 2015 are third most in the NFL behind the Rams' Aaron Donald (70.5) and Arizona's Chandler Jones (73.5).
- In Week 5 on Thursday Night Football, Mack-sacked Tom Brady twice, bringing his season sack total to 3.5. It was Mack's fifth multi-sack game since joining the Bears in 2018 and his 13 multi-sack games since 2015 is tied for third in the NFL.

PRIMETIME MACK

- In 11 primetime games with the Bears, Mack has recorded 11.0 sacks for minus-94 yards, eight forced fumbles, two fumble recoveries, and an INT return for a touchdown.

Year	Opp	Result	Sk	FF	FR	TFLs	QBHs
9/9/2018	GB*	L 23-24	1	1	1	0	0
9/17/2018	SEA	W 24-17	1	1	0	1	0
11/18/2018	MIN	W 25-20	1	1	1	1	2
12/9/2018	LAR	W 15-6	1	1	0	2	3
9/5/2019	GB	L 10-3	0	1	0	1	0
9/23/2019	WAS	W 31-15	2	2	0	0	2
11/17/2019	LAR	L 17-16	0	0	0	0	0
12/5/2019	DAL	W 31-24	1	0	0	1	3
12/23/19	KC	L 26-3	1	0	0	1	1
10/8/2020	TB	W 20-19	2	0	0	2	3
10/26/2020	LAR	L 24-10	1	1	0	1	1
Totals:			11	8	2	10	15

*Had a 27-yard INT for a TD

2ND HALF GAME WRECKER

- Mack has 20.0 3rd-quarter sacks since the start of 2015, the most in the NFL. He also has 39.5 sacks in the second half/overtime during that span, which is second best in the NFL behind the Rams' Aaron Donald (44.5).
- Since entering the league in 2014, Mack has recorded 67.0 sacks and 21 forced fumbles. Since then, only Mack and Chandler Jones have totaled 60+ sacks and 20+ forced fumbles. Among active players only 7 defenders are in the 60 sack/20 FF club, including teammate Robert Quinn.

Player	G	Sk	FF
1. Von Miller	135	106	26
2. J.J. Watt	119	99	24
3. Chandler Jones	124	97	27
4. Ryan Kerrigan	147	94	26
5. Carlos Dunlap	155	82.5	20
6. Robert Quinn	131	81.5	27
7. Khalil Mack	101	67.0	21

MACK NOTES CONTINUED

UNDER PRESSURE

2020 NFL QB Knockdowns & Hurries Leaders

Player	Knockdowns	Hurries	Total
1. Myles Garrett	14.0	29.5	43.5
2. Aaron Donald	13.5	26.5	40.0
3. Brandon Graham	10.0	28.0	38.0
4. Khalil Mack	7.5	30.0	37.5
5. Shaquill Barrett	4.0	31.0	35.0

USING THE FORCE

- Mack's 20 forced fumbles since the start of 2015 are second most in the NFL during that span behind Arizona's Chandler Jones (21).
- Mack has recorded three seasons ('16,'18,'19) of at least five Forced Fumbles which is the most among active players for defenders with 5+ forced fumbles in a season. Newly acquired teammate Robert Quinn ranks tied for second.

Seasons of 5+ Forced Fumbles (Active Players)

1. **Khalil Mack, 3**
- 2t. **Robert Quinn/ T.J. Watt, 2**

Chicago Bears Career Leaders: Forced Fumbles

Player	Games	FF
1. Charles Tillman	156	42
2. Richard Dent	170	34
3. Lance Briggs	173	16
4. Alex Brown	127	16
5t. Khalil Mack	37	12
5t. Steve McMichael	191	12
7t. Shaun Gayle	144	11
7t. Brian Urlacher	182	11

Chicago Bears Career Leaders: QB Hits (Since 2006)

Player	Games	QB Hits
1. Akiem Hicks	60	69
2. Alex Brown	127	59
3. Adebale Ogunleye	87	57
4. Julius Peppers	64	52
5. Israel Idonije	134	50
6. Tommie Harris	104	47
7. Leonard Floyd	54	44
8. Khalil Mack	37	41

Most multi-sack games in NFL (since 2015)

Player	Count
1. Aaron Donald	16
2. Chandler Jones	15
3t. Khalil Mack	13
3t. Cameron Jordan	13
5. Ryan Kerrigan	12
6. J.J. Watt	11

52's Multi-Sack games (14)

Date	Opponent	S-Yds.
12/7/14	vs. San Francisco	2-14
9/27/15	at Cleveland*	2-11
11/29/15	at Tennessee*	2-13
12/6/15	vs. Kansas City	2-10
12/13/15	at Denver*	5-32
10/30/16	at Tampa Bay*	2-12
11/6/16	vs. Denver*	2-17
10/1/17	at Denver	2-10
12/17/17	vs. Dallas	2-8
9/23/18	at Arizona*	2-7
11/11/18	vs. Detroit*	2-11
12/16/18	vs. Green Bay	2.5-15
9/23/19	at Washington*	2-23
10/8/20	vs. Tampa Bay*	2-14

(*denotes win; note: joined Bears in 2018)

Macks career sacks by Quarterback (67.0)

1. Brock Osweiler	6
2. Alex Smith	5.5
3. Trevor Siemian	5
4. Aaron Rodgers	4.5
5. Kirk Cousins	3.5
6. Tom Brady	3
7. Josh McCown	3
8. Dak Prescott	3
9. Jared Goff	2
10. Teddy Bridgewater	2
11. Philip Rivers	2
12. Collin Kapernick	2
13. Geno Smith	2
14. Marcus Mariota	2
15. Joe Flacco	2
16. Jameis Winston	2
17. Sam Bradford	2
18. Matthew Stafford	2
19. Case Keenum	2
20. Daniel Jones	2
21. Kyle Orton	1
22. Jay Cutler	1
23. Blake Bortles	1
24. Cam Newton	1
25. Tyrod Taylor	1
26. Russell Wilson	1
27. Ryan Fitzpatrick	1
28. Eli Manning	1
29. Patrick Mahomes	1
30. Matt Ryan	0.5

QB • NICK FOLE'S NOTES



- In Week 3, QB **NICK FOLE'S** entered midway through the third quarter for starter Mitchell Trubisky. Foles rallied the Bears from down 26-10 in the fourth quarter, throwing three TDs in the fourth to complete the improbable comeback.
- In the fourth quarter alone, he completed 13 passes for 154 yards and three TDs with a 116.7 passer rating.
- Foles found WR Anthony Miller on 28-yard TD pass to give the Bears their first lead of the game, 30-26, with 1:53 left to play.
- Total, Foles threw for 188 yards on 16 of 29 passing for three TDs and one INT.
- Made his first start of the season in Week 4 vs. Indy, completing 26 of 42 passes for 249 yards with one TD and one INT.
- Logged his first win as the Bears starting QB vs. Tampa Bay in Week 5. He passed 23-42 for 243 yards with one TD and one INT. Led his second game-winning drive (9 plays, setting up a 38-yard FG to give the Bears the lead with 1:08 to go.

LEAGUE OF THEIR OWN

- With the Bears' second wild comeback of the season, Foles joins teammate Mitchell Trubisky and Baker Mayfield as the only QBs to have thrown 3+ TD in the fourth quarter this season.

3 Passing TDs in 4th Quarter (2020)

1. Nick Foles	3 TDs	9/27/20
1. Mitchell Trubisky	3 TDs	9/13/20
1. Baker Mayfield	3 TDs	10/25/20

3 Passing TDs in 4th Quarter (since 2018)

1t. Mitchell Trubisky	3 TDs	9/13/20
1t. Nick Foles	3 TDs	9/27/20
1. Baker Mayfield	3 TDs	10/25/20
1t. Andy Dalton	3 TDs	12/22/19
1t. Kirk Cousins	3 TDs	9/16/18
1t. Aaron Rodgers	3 TDs	9/9/18

4TH-QUARTER MAGIC

- The Bears are the first NFL team ever to have two different QBs throw 3+ TD passes in the 4th quarter of a game in the same season. *Credit Elias Sports Bureau*
- The Bears are the first NFL team ever to have two different QBs throw 3+ TD passes in the 4th quarter of a game in the same season. *Credit Elias Sports Bureau*
- The last team with two such QBs to do that in any quarter in the same season was Minnesota in 1999 (Randall Cunningham & Jeff George).
- Foles completed four passes in the second half of 25+ yards in the comeback win. That is tied for the most big pass plays by a QB in the second half this season.

Big Pass Plays over 25 yards+ (2nd Half in a game)

1. Nick Foles	4	9/27/20
1. Tom Brady	4	10/4/20
1. Matt Ryan	4	10/18/20

COMING UP CLUTCH

Game-Winning Drives this season

1. Ryan Tannehill (TEN)	4
2t. Nick Foles (CHI)	2
2t. 8 other QBs tied	2

- Foles has led Chicago on game-winning drives in Week 3 at Atlanta and again in Week 5 vs. Tampa Bay.

TE • JIMMY GRAHAM NOTES



- **TE JIMMY GRAHAM** is making his presence felt in his first season with Chicago. The veteran TE has 27 receptions for 234 yards and four TDs on the season.

NFL Tight End TD leaders (2020):

1t. Travis Kelce (KC)	5
1t. Mark Andrews (BAL)	5
1t. Robert Tonyan (GB)	5
1t. Jonnu Smith (TEN)	5
5t. Jimmy Graham (CHI)	4

- In Week 5 vs Tampa Bay, he hauled in his fourth TD of the season, a 12-yard catch to put the Bears in the lead 14-13 with 36 seconds until halftime.
- In Week 3, Graham recorded six catches for 60 yards and two TDs. It was his first multi-TD game since 11/9/2017 as a member of the Seattle Seahawks.
- He has 16 career multi-TD games, which is tied for third all-time:

Most multi-TD games by TE's in NFL history:

1. Antonio Gates	21
2. Tony Gonzalez	18
3t. Jimmy Graham	16
3t. Rob Gronkowski	16

REDZONE MACHINE

- All four of Graham's TD's this season have come within the redzone.
- This season, Graham ranks among the league's best in the redzone:
 - 3rd** -- in targets (10) only behind Travis Kelce (11) and Calvin Ridley.
 - 3rd** -- in receptions (7) only behind Adam Thielen (8) and Kelce (8).
 - 7th** -- in TDs (4), only two off of the leader Thielen (6).

- His TD totals from the redzone have been among the best since he entered the league in 2010.

Most Redzone TDs, 2010-present, (all pass catchers)

1. Jimmy Graham	64
2. Rob Gronkowski	58
3. Antonio Gates	48
4. Dez Bryant	44

Most Redzone TDs, 2017-present, (TE's only)

1t. Zach Ertz	21
2t. Travis Kelce	21
3. Jimmy Graham	19

ELITE COMPANY

- With three more TDs, Graham would move into third place all-time in career TDs by tight ends.

Most career TDs, by TE's

1. Antonio Gates	116
2. Tony Gonzalez	111
3. Rob Gronkowski	81
4. Harold Carmichael	79
5. Jimmy Graham	78

- If Graham records 24 more receptions this season, he would join the company of Hall of Fame tight ends Tony Gonzalez and Antonio Gates as the only three TE's to eclipse over 700 career receptions, 8,000 yards and score 75 TD's.

WR • ALLEN ROBINSON II NOTES



• WR **ALLEN ROBINSON II** has played in 79 career games over six seasons with the Jacksonville Jaguars (2014-17) and Chicago Bears (2018-19), recording 399 receptions for 5,293 yards (13.3 avg) and 35 TDs.

MILESTONE WATCH

- Needs just one reception to hit 400 for his career. Would become the 43rd active player with 400+ catches.
- Robinson eclipsed 5,000 career receiving yards with a 27-yard grab in the second quarter vs the Colts in Week 4. He is the ninth WR from the 2014 draft class to hit 5,000 career receiving yards and is one of 300 players in NFL history and 40 active players to hit the 5,000-yard milestone.
- Tied a career-high 10 receptions for 90 yards in Week 5 vs. Tampa Bay.
- It is the first time in his career he has logged 90+ receiving yards in three consecutive games (Weeks 3-5).
- Robinson tied a career-high with 10 receptions for a season-high 123 yards Week 3 at Atlanta.
- Recorded another 100-yard game in Week 4 vs. Indianapolis, with a team-high seven catches for 101 yards and a TD.
- He has 14 career 100-yard performances, six coming with Chicago.

MOVIN' THE CHAINS/DEEP THREAT

- Out of his 44 receptions, 26 have gone for first downs (59%), seventh among NFC pass catchers.
- Robinson has hauled in nine passes of 20+ yards, which is tied for fourth in the NFL.

Player/Rank _____ Receptions over 20+ yards

1. Calvin Ridley	11
2t. CeeDee Lamb/Justin Jefferson	10
4t. Allen Robinson II and two others	9

- Hauled in a 42-yard pass in Week 7 at the Los Angeles Rams. It was the Bears longest pass play of the season.

BEST OF THE BEST

- Robinson is one of eight NFL WRs with at least 40 receptions (44), 500 receiving yards (544) and two touchdown catches (two) this season.
- His 44 catches on the season is tied for eighth in the NFL and his 544 yards is also eighth. Robinson leads all Bears pass catchers in both categories.
- Since joining the Bears in free agency in 2018, Robison ranks among the top WRs in the NFL.

NFL WR Reception leaders (2018-present)

Player/Rank	Receptions
1. Michael Thomas	277
2. DeAndre Hopkins	276
3t. Keenan Allen	245
3t. Julio Jones	243
5. Davante Adams	230
6. Tyler Boyd	214
7. Stefon Diggs	213
8. Amari Cooper	207
9. Robert Woods	206
10. Allen Robinson	197

THREE OF A KIND

Active streaks of at least 3+ receptions a game

Player	Team	Streak
Michael Thomas	NO	64
Travis Kelce	KC	38
Davante Adams	GB	38
Chris Godwin	TB	20
Christian McCaffrey	CAR	16
Allen Robinson*	CHI	15

*Robinson's streak started on 11/24/19.

ROBINSON II CONTINUED

WR • DARNELL MOONEY NOTES

5 FOR 75

- Robinson has been a consistent go to target since his arrival in 2018. He ranks seventh in Bears history in total games of recording at least 5 receptions and over 75 yards.

Player/Rank	Times
1. Alshon Jeffery	23
2. Brandon Marshall	23
3. Mike Ditka *	21
4. Johnny Morris	20
5. Curtis Conway	17
6. Harlon Hill	16
7t. Allen Robinson	15
7t. Marcus Robinson	15

- Additionally, Robinson's 15 games of 5+ catches and 75 yards, is tied for ninth among all NFL pass catchers since 2018.

- Since joining the Bears in 2018, Robinson has totaled 197 receptions for 2,445 yards and 13 TDs and is starting to work his way up the franchises all-time lists.

All-time Chicago Bears receptions leaders (14-25):

Player/Rank	Receptions
14. Harlon Hill	226
15. Devin Hester	217
16. Jim Dooley	211
17. Tarik Cohen	209
18. Martellus Bennett	208
19. Wendell Davis	207
20. Jim Keane	206
21. Bill McColl	201
22. Emery Moorehead	200
23. Allen Robinson*	197
24. Greg Olsen	194

*Robinson needs 64 more catches to break into the top ten in franchise history.

- Robinson has caught at least one pass in all 79 career regular season games in which he has played

Most Consecutive Games with 1+ Reception to Start Their Career, Active Streaks

Player	Streak	Dates
DeAndre Hopkins, HOU	116	9/09/2013 - present
Allen Robinson II, JAX-CHI	79	9/07/2014 - present
Jamison Crowder, WAS-NYJ	77	9/13/2015 - present
Stefon Diggs, MIN	76	10/04/2015 - present

- Robinson finished the 2019 season with a career-high 98 receptions for 1,147 yards (the second-highest of his career), joining former receivers Brandon Marshall (2012-13) and Marty Booker (2002) as the only Bears receivers to haul in 95+ receptions and record over 1,100 yards in a season.

- He also became the first 1,000-yard receiver for Bears since Alshon Jeffery in 2014.



- Rookie **WR DARNELL MOONEY** caught his first NFL TD, a 15-yarder in Week 2 vs. NYG. Mooney becomes the first Bears receiver who was drafted in the third round or later to score a TD as a rookie since Johnny Knox in 2009.

- In Week 4, he hauled in his longest catch of the season, a 33-yarder from Foles in the second quarter. He finished with five catches for 52 yards.

- On the season he has caught 18 passes for 196 yards (3rd on team in both categories) and one TD.

Rookie receptions leaders (WRs)

1. CeeDee Lamb (DAL)	36
3. Laviska Shenault Jr. (JAX)	29
2. Justin Jefferson (MIN)	28
4. Tee Higgins (CIN)	27
5. Darnell Mooney (CHI)	21
6. Brandon Aiyuk (SF)	20

DIAMOND IN THE ROUGH

- Mooney is the only rookie drafted in the 5th round or later with 10+ receptions so far on the season.

- His 21 receptions also ranks 16th all-time by Bears WR in their rookie campaign.

Player	Rookie yr.	Rec
1. Harlon Hill	1954	45
2. Willie Gault	1983	40
3. Ken Margerum	1981	39
4. Charlie Wade	1974	39
5. David Terrell	2001	34
6. Bobby Engram	1996	33
7. Anthony Miller	2018	33
8. George Farmer	1970	31
9. Dane Sanzenbacher	2011	27
10. James Scott	1976	26
11. Angelo Coia	1960	25
12. Alshon Jeffery	2012	24
13. Gene Schroeder	1951	24
14. Rickey Watts	1979	24
15. Jim Jones	1965	21
16. Darnell Mooney	2020	21

DL • AKIEM HICKS NOTES



• **DL AKIEM HICKS** has three seasons of at least seven sacks and 10 tackles for loss since joining the Bears in 2016. Since tackles for loss became a stat in 1999, Hicks is tied with former Bear Julius Peppers in seasons of recording 10+ TFL and 7+ sacks with three.

• Hicks is second on the team only behind Khalil Mack (5.5) with 3.5 sacks. His career-high 8.5 sacks came in 2017, his second season with Chicago.

• He is tied for seventh in the NFL with 11 QB hits and his seven TFL is tied for fifth.

Most Tackles for Loss among NFL Defensive Tackles, since 2016

Player	TFLs
1. Aaron Donald (LAR)	83
2t. Akiem Hicks (CHI)	46
2t. Grady Jarrett (ATL)	44
4. Cameron Heyward (PIT)	44

Most Sacks among NFL Defensive Tackles, since 2016

Player	Sacks
1. Aaron Donald (LAR)	60.0
2. Chris Jones (KC)	37.5
3. Cameron Heyward (PIT)	33.5
4. Geno Atkins (CIN)	32.5
5. DeForest Buckner (IND)	31.0
6. Akiem Hicks (CHI)	27.5

• Hicks is one of eight defenders with at least 10 QB hits and six TFL this season.

Player	QB Hits	TFL
1 T.J. Watt	15	12
2 Aaron Donald	15	6
3 Joey Bosa	11	7
4 Akiem Hicks	11	7
5 Za'Darius Smith	11	7
6 Bradley Chubb	11	6
7 Montez Sweat	11	6
8 Brandon Graham	10	9

Chicago Bears Career Leaders: QB Hits (Since 2006)

Player	Games	QB Hits
1. Akiem Hicks	60	68
92. Alex Brown	127	59
3. Adewale Ogunleye	87	57
4. Julius Peppers	64	52
5. Israel Idonije	134	50
6. Tommie Harris	104	47
7. Leonard Floyd	54	44
8. Khalil Mack	37	41
9. Willie Young	50	38
10. Pernell McPhee	36	38

LB • ROQUAN SMITH NOTES



- **LB ROQUAN SMITH** has logged back-to-back seasons with 100+ tackles. He is one of 18 different linebackers to have back-to-back seasons of 100+ tackles in 2018 and '19.
- Smith is fourth in the NFL with eight TFLs, only behind Brandon Graham (9), T.J. Watt (12) and Vince Williams (12).
- Smith leads the Bears defense with 60 tackles, which is tied for seventh in the NFL.

NFL Tackle leaders (2020)

1. Jaylon Smith DAL.	75
2. Blake Martinez NYG.	73
3. Zach Cunningham HOU.	71
4. Eric Kendricks MIN.	66
5. Bobby Wagner SEA.	63
6. Devin White TB.	61
7. Roquan Smith CHI.	60

- Led the Bears defense in Week 4 with 13 tackles, his 12th career game with 10+ tackles. He also added three TFLs.
- Smith is the fourth defender in the NFL since 2018, to record a game of 13+ tackles and 3+ TFL (Luke Kuechly, Darius Leonard, and Matt Milano).
- Recorded his second 10+ tackle game of 2020 in Week 6 at Carolina, leading the Bears with 12 tackles and one for loss.

Most 10+ tackle games in Bears history (since 1987)

PLAYER/TM	Times
1. Brian Urlacher	44
2. Lance Briggs	34
3. Danny Trevathan	14
4. Roquan Smith	13
5. Charles Tillman	12

Most Career Tackles (2018 Draft Class)

PLAYER/TM	TOT	SOLO	ASST
1. Darius Leonard Ind.	311	199	112
2. Fred Warner SF	299	210	89
3. Tremaine Edmunds Buf.	282	176	106
4. Roquan Smith Chi.	282	199	83
5. Jessie Bates Cin.	258	173	85

CHASING GREAT

- Roquan Smith recorded eight tackles Monday night at the Rams, which gives him most combined tackles by a Bears defender through the first 35 games of their career.

- 1. Roquan Smith: 35 games, 282 tackles**
- Brian Urlacher: 35 games, 274 tackles

- Smith ranked second in tackles by a Bears defender through their first two seasons only behind Hall of Famer Brian Urlacher. Here is how his numbers compare to Urlacher:

Player	Games	Sacks	ST	TT	TFL
Brian Urlacher:	32	14.0	189	242	25
Roquan Smith:	28	7.0	155	222	13

(Through first two seasons)

- He recorded a career-high 15 tackles and 2.0 sacks at Detroit last season. He joined former LBs Vinny Rey and Patrick Willis as the only players to have 15+ tackles and two or more sacks in a game since 1982.

DB • EDDIE JACKSON NOTES



• **DB EDDIE JACKSON** is in his fourth season with Chicago, he has started 46 of a possible 48 games in the secondary. Jackson has logged 10 career INTs, four forced fumbles and has six defensive TDs.

TOUCHDOWN MACHINE

- In Week 7 at the Los Angeles Rams, LB Robert Quinn forced a fumble on Rams WR Robert Woods in the fourth quarter, which was recovered and returned eight yards for a TD by Eddie Jackson.
- Since entering the NFL in 2017, Jackson's six defensive TDs (three interception returns and three fumble returns) are the most in the NFL. Here are all six of Jackson's TDs.

Date	Opp	Type	Dist
10/22/2017	CAR	Fumble Rec.Return	75
10/22/2017	CAR	INT Return	76
11/4/2018	BUF	Fumble Rec.Return	65
11/18/2018	MIN	INT Return	27
11/22/2018	DET	INT Return	41
10/26/2020	LAR	Fumble Rec. Return	8

- His three fumble returns for TDs are tied for the most in the NFL since '17 with Jadeveon Clowney.

Most Defensive TDs in NFL since 2017

Player	TDs	INT TDs	Fmb TDs
1. Eddie Jackson	6	3	3
2. Marcus Peters	5	4	1
3. Jadeveon Clowney	4	1	3
4. Minkah Fitzpatrick	4	3	1

- His six defensive scores are tied for third all-time in franchise history.

Player	TDs	INT TDs	Fmb TDs
1. Charles Tillman	9	8	1
2. Mike Brown	7	4	3
3t. Eddie Jackson	6	3	3
3t. Lance Briggs	6	5	1

- His 10 INTs since 2017 is tied for eighth among NFL safeties with teammate Tashaun Gipson.

- Jackson earned back-to-back Pro Bowl honors in 2018 and 2019. He is one of nine Chicago DBs to earn multiple Pro Bowl honors in their Bears careers.

Player (Pro Bowl Years) Pro Bowls

1. Dave Duerson (1985-88)	4
2. Richie Petitbon (1962-67)	4
3. Mark Carrier (1990-93)	3
4. Gary Fencik (1980-81)	2
5. Eddie Jackson (2018-19)	2
6. Kyle Fuller (2018-19)	2
7. Tim Jennings (2012-13)	2
8. Rosey Taylor (1963-68)	2
9. Charles Tillman (2011-12)	2

DB • JAYLON JOHNSON NOTES



• Rookie **DB JAYLON JOHNSON** started at cornerback in Week 1 making him the first Bears rookie to start at CB on opening day since Walt Harris in 1996. Additionally, Johnson is the first non-first round draft pick to start at CB for the Bears in the opener since Mike Richardson in 1983.

• His 10 PDs are fourth in the NFL, only behind NYC's James Bradberry, Tampa Bay's Carlton Davis, and Cleveland's Denzel Ward (11).

• Johnson's 10 PDs through the first seven games of his rookie season are tied for fifth most all-time by rookie defenders (since 1999).

Player	PDs
1t. Ronald Darby (2015)	14
1t. Tre'Davious White (2017)	12
3t. Terence Newman (2003)	11
4t. Jaylon Johnson (2020)	10
4t. Marcus Peters (2015)	10
4t. Marcus Cooper (2013)	10
4t. Perrish Cox (2010)	10
4t. Stephon Gilmore (2012)	10

• Additionally, his 10 PDs are tied for second most through six games ever by a Bears defender (since 1999).

Player	PDs
1. Tim Jennings (2012)	13
2t. Jaylon Johnson (2020)	10
2t. Charles Tillman (2008)	10

• Johnson recorded two PDs in his rookie debut. The only other Bear since 1999 to record two PDs in his first game was Danieal Manning in 2006. Johnson also joins only three other CBs since the start of 2018 to have 2+ PDs in their rookie debut (Denzel Ward, Mike Hughes, C.J. Henderson).

DB • KYLE FULLER NOTES



• **DB KYLE FULLER** is first in the NFL with 60 Passes Defended since 2017 ahead of Darius Slay (59). He is currently ranked 4th all-time in PDs in franchise history.

Player	G	PDs	INTs
1. Charles Tillman	156	133	36
2. Brian Urlacher*	182	90	22
3. Lance Briggs	173	84	16
4. Kyle Fuller	87	79	18

• In Week 5, forced a fumble and it was recovered at the Tampa 27-yard line. It was Fuller's first forced fumble, since forcing three during his rookie season in 2014.

• Fuller recorded his first INT of 2020, intercepting Matthew Stafford late in the fourth quarter of Week 1 as the Bears rallied.

• Fuller's 11 interceptions since the start of 2018 is second in the NFL, only behind Miami's Xavien Howard (12).

NO FLY ZONE

• Johnson and Fuller rank first and second among defenders who have been targeted at least 35 times in lowest completion percentage when targeted.

Player	Targets	Cmp	Comp%
1. Jaylon Johnson (CHI)	47	22	46.80%
2. Kyle Fuller (CHI)	46	23	50.00%
3. Casey Hayward (LAC)	39	20	51.30%
4. Jonathan Jones (NE)	36	19	52.80%
5. Joe Haden (PIT)	39	21	53.80%

Note: Minimum of 25 targets

Player	Times Targeted
1. Terrance Mitchell (CLE)	58
2. Malcolm Butler (TEN)	51
3. Denzel Ward (CLE)	49
4. Marlon Humphrey (BAL)	49
5. Trevon Diggs (DAL)	48
6. Shaquill Griffin (SEA)	48
7. Jaylon Johnson (CHI)	47
8. Kyle Fuller (CHI)	46

RB • DAVID MONTGOMERY NOTES


- RB **DAVID MONTGOMERY** has rushed for 353 yards on 96 carries (3.7 avg) with one TD.
- Montgomery found the endzone for his first rushing TD of the season in Week 5 vs. Tampa. Also, caught a career-high seven receptions for 30 yards.
- Montgomery is making a bigger impact in the passing game this season. His 25 receptions rank eighth for RBs and 184 receiving yards ranks eighth. Last season, he had 25 receptions for 185 yards total for the season.

TOUGH YARDS

- Montgomery is currently first among broken tackles by RBs and his 236 yards after contact rank ninth

Player	Broken tackles
1. David Montgomery (CHI)	16
2t. Derrick Henry (TEN)	15
2t. Todd Gurley (ATL)	15
4. Three players tied	14

Player	Yards after contact
1. Derrick Henry (TEN)	399
2. Ronald Jones II (TB)	308
3. Kareem Hunt (CLE)	300
4. Clyde Edwards-Helaire (KC)	277
5. James Robinson (JAX)	270
6. Todd Gurley (ATL)	264
7. Dalvin Cook (MIN)	254
8. Ezekiel Elliott (DAL)	249
9. David Montgomery (CHI)	236
10. Aaron Jones (GB)	220

Bears rushing leaders through first two seasons:

Player	Gms.	Att.	Yds.	Y/A
1. Jordan Howard	31	528	2,435	4.61
2. Matt Forte	32	574	2,167	3.78
3. Gale Sayers	28	395	2,098	5.31
4. Walter Payton	27	507	2,069	4.08
5. Anthony Thomas	26	492	1,904	3.87
6. Rick Casares	24	359	1,798	5.01
7. Rashaan Salaam	28	439	1,570	3.58
8. Curtis Enis	24	420	1,413	3.36
9. David Montgomery*	23	338	1,242	3.70

* - In second season

WR • ANTHONY MILLER NOTES


- WR **ANTHONY MILLER** has caught 19 passes for 189 yards and two TDs on the season. Two TDs matches his total from all of 2019.

BIG PLAY MILLER

- Miller has made two eventual game-winning TD catches this season for the Bears.

1.) Hauled in a go-ahead 27-yard TD pass to propel the Bears to a 27-23 win over Detroit in Week 1. Finished the game with a team-high 76 yards on four receptions.

2.) Caught a 28-yarder to put the Bears ahead 20-26 with 1:53 remaining, at Atlanta in Week 3. Finished with two receptions for 41 yards and a TD.

- Miller now has 11 career receiving TDs, which is eighth for a Bears player through their first three seasons (since 1990). Alshon Jeffery is first with 20 TDs.

Momentum heading into 2020

- Miller got into a groove late in the 2019 season and his numbers were on par with some of the top WR's in the NFL. Over the five games from week 11 through 15, Miller ranked second in receptions, seventh in yards and 10th in yards per game by Wide receivers.

Weeks 11-15 (5 games)
Receptions

1. Michael Thomas, 47
2. **Anthony Miller, 33**
3. D.J. Moore, 32
4. DeAndre Hopkins, 31
5. **Allen Robinson II, 30**

Yards

1. Michael Thomas, 525
2. Chris Godwin, 493
3. D.J. Moore, 490
4. DeVante Parker, 485
5. DeAndre Hopkins, 477
6. A.J. Brown, 447
7. **Anthony Miller, 431**
8. **Allen Robinson II, 405**

ADDITIONAL NOTES

BEARS DEFENSIVE RANKINGS SINCE 2018:

- Over the last two-plus seasons, the Bears defense has been one of the most dominant in the NFL. Here is how the Bears D has ranked since the start of 2018:
- 4th most turnovers forced (64)
- 2nd in lowest opponents 3rd down conversion percentage (34.6%) only behind New England (32.2%).
- 5th in total yards per/game with 317.3.
- 4th in rushing yards per/game with 96.2.
- 5th in yards/rush attempt at 3.97.
- 2nd in lowest passer rating allowed at 78.7.
- 2nd most interceptions with 42 only behind New England (51).
- 3rd in fewest points per game at 18.5.
- T-1st fewest total TDs allowed with 75 (26 rushing, 45 passing, 3 returns).
- The Bears are 11-3 since the start of last season in games decided by seven or fewer points, most in that time, ahead of Seattle (10). Six out of seven games this season have been decided by seven or fewer points.

BEARS DEFENSIVE RANKINGS in 2020:

- 1st in redzone defense at 42.3%.
- 2nd in lowest opponents 3rd down conversion (31.7%)
- 7th in points allowed per game (20.0)
- 10th in total yards per game (342.0)
- Given up the fewest total TDs (9), Denver is second (11)
- Given up fewest passing TDs (6)
- 2nd lowest opponent completion % (58.4)
- It was the Bears first undefeated month of September since 2010.
- The Bears led 17-0 at halftime in Week 2, the fifth first-half shutout under Coach Nagy, the first since 9/29/19 vs. Minnesota.
- The Bears defense forced two turnovers in the first half of Week 2, the last time being 12/29/19 at Minnesota.
- Chicago's offense converted nine third down conversions in Week 2, tying the most third-down conversions in a single game since Matt Nagy took over in 2018. Chicago also converted 7-10 on third down (70%) in the first half.
- Head coach **MATT NAGY** is 10-3 against the NFC West in his head coaching career, including 5-0 against the Lions.
- With the win over the Lions in Week 1, Nagy improved to 5-0 vs. Lions. Since George Halas retired in 1967, the only other Bears HC to win his first five games against an opponent is Mike Ditka, with six victories over the Eagles from 1983-89.

- Nagy improved his regular season record to 25-13 with a Week 6 win at Carolina. It's the best mark after 38 games by any Bears coach since George Halas retired in 1968. Second to Nagy is Lovie Smith (22-16).
- He needs four wins to tie former coach Lovie Smith (29) for the most wins by a Bears head coach through three seasons.
- Nagy has a 13-4 record when the Bears offense scores more than 24+ points since 2018.
- Nagy has a 18-6 record when the Bears offense scores more than 20+ points since 2018.
- Nagy improved to 9-2 in September games, the only losses were Week 1 in 2018 and 2019.
- Following a loss, Nagy's record with the Bears is 8-4.
- In night games, Nagy's record is now 6-5.
- The Bears are 5-0 on short weeks under Matt Nagy (coming off Monday night or playing on Thursday night).

Gone streakin'

- Only 39 games into his Bears' coaching tenure, Matt Nagy has strung together six win streaks of three or more games, ranking fourth all-time among Chicago coaches.

Coach	Games	3+ win streaks
1. George Halas	497	46
2. Mike Ditka	168	16
3. Lovie Smith	144	10
4. Matt Nagy	39	6
5. Dave Wannstedt	96	5

- **KR CORDARRELLE PATTERSON** led the NFL in 2019 with 825 kick return yards and was second with a 29.5 kick return average. It was his first time leading the league in total kick return yards and has previously led the league in KOR average three times ('13,'15,'16).
- He currently leads the NFL in KOR yards (562) ahead of Dallas returner Tony Pollard (394) and he is third in kick return average (29.6).
- Returned three kickoffs for 119 yards (39.7 average) in Week 5.
- He has seven career KO's returned for TDs. His next one would tie the NFL record in the Super Bowl era, only behind Josh Cribbs (8) & Leon Washington (8).
- Patterson has the second-highest KO return average in NFL history (min of 50 returns):
 1. Gale Sayers - 30.6 avg. - Chicago (1965-1971)
 2. Cordarrelle Patterson - 29.9 avg. - (2013-Pres.)

ADDITIONAL NOTES

- Rookie **TE COLE KMET** caught his first career TD, a 9-yard pass from Foles at Carolina in Week 6.
- He is one of four rookie TEs with a TD grab on the season.
- Logged a 39-yard reception in Week 7 at Los Angeles. It was the longest of his young career and was the Bears second longest pass play of the season.
- Kmet and Cleveland's Harrison Bryant are the only two rookie TEs with at least five catches, 50 receiving yards and one TD on the season.
- **DB TASHAUN GIPSON** has a team-high two INTs on the season.
- He sealed the Week 3 win at Atlanta with an interception of Matt Ryan late in the fourth quarter.
- Intercepted a pass on the opening drive of the game at Carolina in Week 6.
- Since entering the league in 2012, Gipson ranks among the top in INTs.

Interceptions, since 2012

1. Richard Sherman, 31
2. Marcus Peters, 29
- 3t. Stephon Gilmore, 25
- 3t. Tashaun Gipson, 25**
- 3t. Reggie Nelson, 25

- Gipson is one of seven players to have recorded at least 400 total tackles and 20 interceptions since entering the NFL in 2012, joining only Janoris Jenkins, Reggie Nelson, Earl Thomas III, Glover Quin, Harrison Smith and Richard Sherman.
- **DB DEANDRE HOUSTON-CARSON** tallied his first career INT in Week 6 at Carolina to seal a Bears victory late in the fourth quarter.
- **P PAT O'DONNELL's** 1,518 total punt yards ranks fourth in the NFL.
- His 15 punts inside the 20 is tied for second in the NFL, only behind LAR's Johnny Hekker (16).
- **K CAIRO SANTOS** drilled a career-long 55-yard field goal right before halftime to give Chicago a 13-6 half-time lead in Week 6 at Carolina.
- It was the longest FG by a Chicago kicker since Mike Nugent's 55-yarder on 12/31/2017 at Minnesota.
- He is now 11-for-13 on the season, and has converted on seven in a row dating back to Week 4 vs. Indy.

THE SACK ATTACK

- The Bears defense has logged 16 sacks this season lead by Khalil Mack's (5.5) and Akiem Hick's (3.5)
- Chicago's 16 sacks is seventh in the NFC.

- 8 defenders have had at least one sack this season:

LB BARKEVIOUS MINGO: (1.5)

- Logged a sack vs. NYG in Week 2 and 0.5 sack in Week 6 at Carolina.

LB JAMES VAUGHTERS: (1.5)

- Sacked Bucs QB Tom Brady to record his first career sack in Week 5.
- Also credited with half a sack in Week 6 at Carolina.

DL BRENT URBAN: (1)

- Sacked Colts QB Philip Rivers in Week 4.

DL MARIO EDWARDS JR: (1)

- Logged his first sack as a Bear at Carolina, in Week 6.

LB ROBERT QUINN: (1)

- Made his Bears debut and made his impact felt immediately in Week 2 forcing a strip sack of Giants QB Daniel Jones

DL BILAL NICHOLS (1)

- Sacked Panther's QB Teddy Bridgewater on the opening drive of the game in Week 6.

- **DL MARIO EDWARDS JR.** logged two TFLs, his most in a game since recording two on 9/17/2017 as a member of the Raiders.

- **DL ROY ROBERTSON-HARRIS** blocked a Rams FG attempt in the fourth quarter, Chicago's first blocked FG since Sherrick McManis blocked one on 9/24/17 vs. Pittsburgh.

- **IRONMEN OL -- CODY WHITEHAIR & CHARLES LENO JR.** have been consistent mainstays across the Bears offensive line over the last several seasons. Leno has started 84 consecutive games since 2015 and Whitehair has started in 71 consecutive since 2016.

- Additionally, new **TE JIMMY GRAHAM** has played in 71 consecutive games which ranks third among active TEs and **LB BARKEVIOUS MINGO** has played in 101 consecutive games, third amongst active LBs.

- **OL BOBBY MASSIE** caught a deflected pass that resulted in a first down Week 2 vs. NYG. Since 1994, Massie joins former Bears Marcus Spears (1996) and John St. Clair (2007) as the only Chicago offensive lineman that have caught a pass that resulted in a first down.

2020 HONORS AND AWARDS

CAIRO SANTOS | K • 2

**NFC SPECIAL TEAMS PLAYER OF THE WEEK: WEEK 6**

Cairo Santos was named the NFC Special Teams Player of the Week in Week 6 in recognition of his performance in the win at the Carolina Panthers on Oct. 18. Santos connected on all three of his field goal attempts and both extra points as the Bears improved their record to 5-1 with the 23-16 victory.

Santos first connected on a 31-yarder in the second quarter to give the Bears a 10-3 lead before connecting on a career-long 55-yarder just before the half, which tied for the third longest in Bears history. He later added another 31-yarder in the fourth quarter to put the Bears up by 10, 23-13, with 9:19 remaining.

Santos is now 11 of 13 on field goals this year (84.6%) while connecting on all 13 extra-point attempts. His 10 makes are tied for fourth most in the NFC.

It marked the first weekly honor of his career and he becomes the first Bear to win the weekly award since Eddy Pineiro after Week 2 last season. In 2016 Santos was named AFC Special Teams Player of the Month for November when he was a member of the Kansas City Chiefs.



RYAN PACE

General Manager

Ryan Pace, the 2018 *Sporting News* NFL Executive of the Year, is in his sixth season as general manager of the Chicago Bears in 2020. He is the sixth general manager in franchise history after being hired on January 8, 2015. On January 1, 2018, the Bears announced a three-year contract extension for Pace, keeping him with the club through 2021.

Following the 2017 season, Pace took the organization in a different direction and sought to find the next head coach to lead the Bears into the future. On January 8, 2018, Pace hired Matt Nagy as Chicago's 16th head coach. Since his hiring, Chicago has compiled a record of 20-12, including 9-3 against the division, and captured the 2018 NFC North championship. A total of 12 players have been selected to the Pro Bowl over the past two seasons, the most over a two-year span since the 2006-07 seasons.

With Nagy in place, Pace used all avenues available to start bolstering a young and promising roster. He made a splash on the first day of free agency in March 2018 with the signing of wide receiver Allen Robinson II and awarding players such as defensive back Kyle Fuller and defensive lineman Eddie Goldman with multi-year extensions in 2018.

Pace and his staff kept the momentum going during 2018 NFL Draft, selecting three ESPN.com All-Rookie Team honorees in linebacker Roquan Smith (Round 1, 8th overall), offensive lineman James Daniels (Round 2, 39th overall) and defensive lineman Bilal Nichols (Round 5, 145th overall). He also traded up in the second round to draft wide receiver Anthony Miller (Round 2, 51st overall), who finished second among all rookie wide receivers with seven touchdown receptions in 2018. Smith, meanwhile, would go on to record the second-most tackles (122) by a Bears rookie. Nichols made an immediate impact, recording 3.0 sacks, while Daniels started the final 10 games at left guard.

But Pace saved his boldest move for last. With the 2018 season opener looming – 8 days away to be exact – Pace acquired All-Pro linebacker Khalil Mack in a trade with the Oakland Raiders, making him the highest paid defensive player in NFL history, and a move that turned Chicago's already top-10 defense into the league's most dominant unit that season. Mack did not disappoint, leading the Bears with 12.5 sacks and six forced fumbles as Chicago's defense led the NFL in takeaways (36), interceptions (27), fewest first downs (17.3 pg), fewest rushing yards allowed (80.0 pg) and fewest points allowed (17.7 ppg) and finished third in turnover margin (+12), points off takeaways (107) and yards per game allowed (299.7).

The Bears finished 12-4 during the regular season, going on win streaks of three, four and five games, and captured the club's first NFC North title since 2010. Nagy would go on to earn Associated Press and PFWA Coach of the Year honors while setting a record for the most wins by a first-year head coach in franchise history.

Eight players, including Mack, were named to the 2019 Pro Bowl following the season. Joining Mack were defensive backs Eddie Jackson and Fuller, defensive tackle Akiem Hicks, punt returner Tarik Cohen, quarterback Mitchell Trubisky and offensive linemen Cody Whitehair and Charles Leno Jr. Mack, Fuller, Jackson and Cohen also were named Associated Press All-Pro.

In recognition for his efforts throughout the 2018 season, Pace became the third Bears executive to win Executive of the Year honors and the first since Michael McCaskey in 1985.

In 2019, Pace signed Whitehair and Jackson to multi-year extensions, making Jackson the NFL's highest paid safety, while 2019 free agent acquisition Cordarrelle Patterson joined Jackson, Fuller and Mack as 2020 Pro Bowl selections. Patterson also was named an Associated Press All-Pro for the fourth time after leading the league in kick returns. Meanwhile, rookie running back David Montgomery finished the season with 889 rushing and 185 receiving yards to become the ninth Bears rookie to top 1,000 yards from scrimmage in their rookie season and tied for the team lead with seven total touchdowns. His 889 yards and six touchdowns on the ground were both second in the NFL behind Oakland's Josh Jacobs (1,150 yds, 7 TDs) among rookie RBs.

Pace and his staff were active once again during the 2020 offseason, first with the re-signing of linebacker Danny Trevathan, before making several key free agent acquisitions with the signing of veteran Pro Bowl tight end Jimmy Graham, linebacker Robert Quinn while trading a compensatory fourth-round pick to the Jaguars for veteran quarterback Nick Foles.

ALL-TIME BEARS GENERAL MANAGERS

Ryan Pace was named Bears general manager on Jan. 8, 2015. He is just the sixth person to hold the GM position since the franchise was founded in 1920. The following is a list of all-time Bears general managers:

George S. Halas, Jr.	1963-74	Jerry Vainisi	1983-87	Phil Emery	2012-14
Jim Finks	1974-83	Jerry Angelo	2001-12	Ryan Pace	2015-Present

Other notable acquisitions included tight end Demetrius Harris, offensive linemen Germain Ifedi and Jason Spriggs, wide receiver Ted Ginn Jr., and defensive back Tashaun Gipson Sr.

With two second round picks in April's draft, Pace selected two players who should make an immediate impact in Notre Dame tight end Cole Kmet and Utah cornerback Jaylon Johnson. Chicago did not pick again until Saturday's fifth round, where they selected three players in linebacker Trevis Gipson out of Tulsa, defensive back Kindell Vildor out of Georgia Southern and wide receiver Darnell Mooney out of Tulane. The Bears closed out the draft with two seventh-round selections, both offensive linemen, in Arlington Hambricht (Colorado) and Lachavious Simmons (Tennessee State).

In 2017, Pace continued his track record of drafting rookies who make an immediate impact on the team. Trubisky (No. 2 overall) set Bears rookie records for passing yards (2,193) and completions (196). Cohen became the first NFL rookie since Gale Sayers (1965) to score touchdowns via rushing, receiving, passing and punt return in a single season. He also tallied the third most receptions (53) by a Bears rookie in club history. Jackson finished the season with two interceptions and became the first player in NFL history to return both a fumble recovery and an interception for 75+ yard touchdowns in a single game in a win over the Panthers.

After a stellar rookie season in 2016, running back Jordan Howard, a fifth-round pick by Pace in 2016, continued to have success on the ground, becoming the first player in franchise history to rush for over 1,000 yards in each of his first two NFL seasons (1,313 in 2016 & 1,122 in 2017) and also became the fastest player in Bears history to rush for 2,000 yards (24 games), besting Walter Payton's previous mark of 26. Defensive lineman Akiem Hicks, a key 2016 free agent acquisition, earned a four-year contract extension in September 2017.

In Pace's first two seasons as Bears GM, five Bears were selected to the PFWA's All-Rookie team (Adrian Amos, Leonard Floyd, Goldman, Whitehair and Howard), tied for the most in the NFL in that time.

In his first season overseeing Chicago's roster, Pace was tasked with turning over a roster that ranked as one of the oldest in the NFL (average 27 years, 39 days old). He trimmed that average to just over 25-years old in two seasons. The Bears fielded a competitive team, improving by one game over their previous year's record, despite the youth movement. The 2015 Bears were involved in 11 games decided by one score (5-6 record in those games) despite leading the NFL with nine rookie starters (three on offense, six on defense). The Bears defense improved from 30th in 2014 (377.1 yards per game) to 14th in 2015 (345.1 ypg) despite starting a league-most six rookie starters who combined for 41 starts, second most to the Saints 44 defensive rookie starts.

Pace joined the Bears after spending 14 seasons (2001-14) as a member of the Saints organization, including 13 in the player personnel department. He spent his final two seasons (2013-14) with the Saints as director of player personnel. In that role, Pace helped manage the team's college and pro scouting operations including all facets of scouting and evaluation of college and pro prospects along with New Orleans' roster.

Pace spent six seasons as the club's director of pro scouting (2007-12), which included overseeing the club's pro scouting staff. His duties involved recommending player acquisitions by evaluating the Saints roster and potential free agents, monitoring all transactions, researching possible trade opportunities, assessing player talent from other professional leagues and directing the advance scouting of future opponents. He also helped the Saints prepare for the draft following the regular season by assisting in the evaluation of top college prospects.

The Flower Mound, Texas native got his start in New Orleans' player personnel department as a scouting assistant in 2002, a role he held for two years before working as a pro scout from 2004-06. During that time he evaluated free agents and collegiate players entering the NFL Draft as well as scouting upcoming opponents. He joined the Saints in 2001 supporting the coordination of all game day, training camp and stadium operations.

Over Pace's 13 seasons in the New Orleans personnel department (2002-14), the Saints compiled a 115-93 (.553) record. Since 2006, the Saints reached the playoffs five times, won three division titles, played in two NFC Championship games (2006 and 2009) and won the franchise's first Super Bowl title (Super Bowl XLIV). The Saints pro scouting department helped build a Super Bowl championship club by using all avenues at their disposal: signing free agents QB Drew Brees, FB Heath Evans, LB Scott Fujita, CB Randall Gay, C Jonathan Goodwin, CB Jabari Greer, WR Lance Moore and DE Anthony Hargrove and trading for TE Jeremy Shockey, LB Jonathan Vilma, LB Scott Shanle and TE David Thomas. Pace has also worked to acquire players such as NT Brodrick Bunkley, G Ben Grubbs, LBs Curtis Lofton, RB Darren Sproles. Over his last two seasons with the Saints their draft classes included regular starters LT Terron Armstead, WR Brandin Cooks, S Kenny Vaccaro and WR Kenny Stills.

In 2008, he was selected by the club to attend the NFL's Stanford Business School's Executive Education Program for Managers. He was a part of the franchise in 2005 while the club dealt with immense adversity having to guide itself through several moves in base operations in the wake of Hurricane Katrina.

Pace played collegiately as a defensive end at Eastern Illinois (1995-99), serving as team captain as a senior, graduating with a bachelor's degree in marketing.

Pace and his wife, Stephanie, have a daughter, Cardyn.



Pace and the Bears acquired All-Pro linebacker Khalil Mack in a trade with the Oakland Raiders on Sept. 1, 2018.



MATT NAGY

Head Coach

School: Delaware
Hometown: Manheim, Pa.
Birthday: April 24, 1978

(NEH-gee)

Matt Nagy is in his third season with the Chicago Bears in 2020 after being named the 16th head coach in franchise history on January 8th, 2018.

Nagy, the 2018 *Associated Press* and PFWA Coach of the Year, has recorded 20 wins (20-12) in his first two seasons as the head coach in Chicago, surpassing George “Papa Bear” Halas (19, 1920-21) for the most wins by a Bears head coach in his first two seasons. Nagy also has enjoyed success within the division, going 9-3 against the NFC North, including 4-0 marks against the Vikings and Lions. The four wins in a row over the Vikings are the most since winning six in a row from 2009-12 while the four wins in a row over the Lions are the most since winning six in a row from 2008-10.

The Bears finished the 2019 season 8-8 in a year that saw WR Allen Robinson II become the first 1,000-yard receiver for the Bears since 2014. He finished the season with a career-high 98 receptions for 1,147 yards, becoming one of only three Bears in franchise history to haul in 95+ receptions and record over 1,100 yards in a season. He also led the team with seven TD receptions, the second most in his career.

QB Mitchell Trubisky finished the season with 3,138 passing yards, marking back-to-back 3,000-yard seasons, a feat accomplished just twice before in franchise history.

The Bears also were a force on the defensive side of the ball once again under Nagy and first-year defensive coordinator Chuck Pagano, allowing 18.6 points per game, the fewest in the NFC and No. 4 overall in the NFL.

Four players were named to the Pro Bowl following the season in LB Khalil Mack, DB Eddie Jackson, special teamer Cordarrelle Patterson and DB Kyle Fuller, bringing the total to 12 selections in his first two years as head coach.

Nagy orchestrated a remarkable turnaround for the Bears in his first year in 2018, taking a 5-11 team in 2017 and transforming them into NFC North champions, capturing AP and PFWA Coach of the Year honors for his efforts. The Bears, who won nine of their last 10 that season, finished the regular season 12-4, the most wins since the 2006 NFC Championship season (13-3), and the most by a Bears head coach in their inaugural season in franchise history. In doing so, Chicago secured the NFC’s No. 3 seed and hosted a playoff game for the first time since the 2010 NFC Championship game.

The Bears finished 5-1 vs. the NFC North in 2018, their best mark in division play since 2010, sweeping both the Lions and the Vikings, and finished the regular season 7-1 at home, their best home record since 2005. The Bears averaged 26.3 points per game, fourth-best in the NFC. They scored 24 or more points 11 times, the most since 1995 and were the only team to hold a second-half lead in every regular-season game in 2018.

On the defensive side of the ball, the Bears ranked No. 1 in the NFL in takeaways (36), interceptions (27), INT returns for touchdowns (5), three-and-out percentage (.268), fewest first downs allowed (278/17.3 pg), fewest rushing yards allowed (80.0 pg) and fewest points allowed (17.7 ppg).

Eight players (LB Khalil Mack, DB Eddie Jackson, DB Kyle Fuller, DT Akiem Hicks, RS Tarik Cohen, QB Mitchell Trubisky and OL Cody Whitehair and Charles Leno Jr.) were named to the 2019 Pro Bowl following the season while four (Mack, Jackson, Fuller, Cohen) earned All-Pro honors.

In 2017, Nagy completed his fifth and final season in Kansas City and his first as offensive coordinator. He was promoted to OC following the 2016 season after serving as co-offensive coordinator with Brad Childress. Prior to that, Nagy spent three seasons as the Chiefs QBs coach.

In his first season as offensive coordinator in 2017, Nagy guided a Chiefs offense that ranked No. 5 in the NFL in total offense with 375.4 yards per game en route to a 10-6 record and an AFC West Division title. The Chiefs also finished sixth in the NFL in points per game (25.9), seventh in passing (256.5), ninth in rushing (118.9) and led the NFL with the fewest giveaways (8). The Chiefs also were one of the most explosive offenses in 2017, tying for fifth in the NFL with 69 plays from scrimmage of 20+ yards.

Quarterback Alex Smith finished the 2017 regular season fourth in the AFC in passing with 4,042 yards to go along with 26 touchdowns – both career highs – and only five interceptions. Also under Nagy’s tutelage, rookie running back Kareem Hunt led the NFL in rushing with 1,327 yards and eight touchdowns and tied for first in the NFL with 12 rushes of 20 or more yards, earning Pro Bowl honors in the process. Travis Kelce also earned Pro Bowl honors, leading all NFL tight ends with 83 receptions and finishing second among tight ends with 1,038 yards and eight touchdowns. Nine of his 83 grabs went for at least 25 yards, second most in the league behind only New England’s Rob Gronkowski (11). Additionally, wide receiver Tyreek Hill ranked seventh in the NFL with 1,183 yards to go along with seven touchdowns and tied for third with 15 receptions of 25 or more yards – trailing only Pittsburgh’s Antonio Brown (16) and Houston’s DeAndre Hopkins (17).

In his five seasons with the Chiefs, Nagy worked closely with Smith, who owned a 65.1 completion percentage in the five seasons working with Nagy, ranking first among all Chiefs QBs with at least 700 passing attempts.

In 2016, Nagy helped the Chiefs to a 12-4 regular-season record, the club’s first AFC West title since 2010, the No. 2 overall seed in the AFC and a first-round bye. Overall, Nagy helped the Chiefs to the postseason four times in his five seasons with the club.

In his first year with the Chiefs, Nagy worked with Smith in a season that brought him five 100.0-plus quarterback ratings, one of which was a perfect rating of 158.3 at Oakland. Focusing on ball protection, he coached Smith to an AFC-low seven interceptions with a minimum of 300 attempts and a 1.4 interception percentage, also the lowest in the AFC. Smith also earned his first Pro Bowl selection following his first season with the Chiefs in 2013.

Before joining the Chiefs coaching staff, Nagy spent three years on the offensive staff of the Philadelphia Eagles, serving two seasons as the franchise's offensive quality control coach (2011-12). He was promoted to that role after he served as a coaching assistant during the 2010 campaign. His initial experience with the Eagles came in 2008 and 2009 when he served as a coaching intern during Eagles training camp.

A former quarterback for the Arena Football League, Nagy played six seasons for the New York Dragons (2002), Carolina Cobras (2004), Georgia Force (2005-06) and Columbus Destroyers (2007-08). During his career, Nagy completed 65.5 percent of his passes for 18,866 yards, 374 touchdowns and a quarterback rating of 115.1.

Nagy played collegiately at Delaware, setting more than 20 career passing records at the time, including career marks for passing yards (8,214) and touchdowns (58). He ranks second for most career attempts (895) and most career completions (502) behind former Delaware star Joe Flacco. Nagy earned All-America honors as a senior for the Blue Hens after setting single-season records in attempts (379), yards (3,436) and touchdowns (29).

After graduating from Delaware with a degree in health and physical education, Nagy gained coaching experience at several local high schools, as he served as an assistant coach at Manheim Central (2001), the quarterbacks coach at Cedar Crest (2002-03) and the offensive coordinator at Palmyra Area High School (2008-09).

He and his wife, Stacey, have four sons: Brayden, Tate, Jaxon and Jett.

MATT NAGY'S CAREER RECORD

Year	Team	Position	Regular Season	Postseason
2018	Chicago	Head Coach	12-4	0-1
2019	Chicago	Head Coach	8-8	
2020	Chicago	Head Coach	5-2	
TOTALS			25-14	0-1

MATT NAGY VS. NFL OPPONENTS

NFC Opponents	Reg.	Post.	Overall	AFC Opponents	Reg.	Post.	Overall
	22-8	0-1	22-9		3-6	0-0	3-6
NFC North	10-3	0-0	10-3	AFC North	0-0	0-0	0-0
Chicago	0-0	0-0	0-0	Baltimore	0-0	0-0	0-0
Detroit	5-0	0-0	4-0	Cincinnati	0-0	0-0	0-0
Green Bay	1-3	0-0	1-3	Cleveland	0-0	0-0	0-0
Minnesota	4-0	0-0	4-0	Pittsburgh	0-0	0-0	0-0
NFC South	4-1	0-0	4-1	AFC South	0-1	0-0	0-1
Atlanta	1-0	0-0	1-0	Houston	0-0	0-0	0-0
Carolina	1-0	0-0	1-0	Indianapolis	0-1	0-0	0-1
New Orleans	0-1	0-0	0-1	Jacksonville	0-0	0-0	0-0
Tampa Bay	2-0	0-0	2-0	Tennessee	0-0	0-0	0-0
NFC East	4-2	0-1	4-3	AFC East	2-2	0-0	2-2
Dallas	1-0	0-0	1-0	Buffalo	1-0	0-0	1-0
New York Giants	2-1	0-0	2-1	Miami	0-1	0-0	0-1
Philadelphia	0-1	0-1	0-2	New England	0-1	0-0	0-1
Washington	1-0	0-0	1-0	New York Jets	1-0	0-0	1-0
NFC West	4-2	0-0	4-2	AFC West	1-3	0-0	1-3
Arizona	1-0	0-0	1-0	Denver	1-0	0-0	1-0
San Francisco	1-0	0-0	1-0	Kansas City	0-1	0-0	0-1
Seattle	1-0	0-0	1-0	Oakland	0-1	0-0	0-1
Los Angeles Rams	1-2	0-0	1-2	Los Angeles	0-1	0-0	0-1

MATT NAGY CAREER SUPERLATIVES (REGULAR SEASON)

TEAM GAME HIGHS

Points.....	48, Tampa Bay (9/30/18)
First Downs.....	29, New England (10/21/18)
Rushes.....	39, Minnesota (11/18/18)
Yards Rushing.....	194, Los Angeles Rams (12/09/18)
Yards Per Rush.....	5.54, Los Angeles Rams (12/09/18)
TD Rushes.....	3, at Minnesota (12/30/18)
Pass Attempts.....	54, New Orleans (10/20/19)
Pass Completions.....	34, New Orleans (10/20/19)
Yards Passing.....	355, Detroit (11/11/18)
Yards Per Pass.....	13.62, Tampa Bay (9/30/18)
TD Passes.....	6, Tampa Bay (9/30/18)
Total Plays.....	77, 2X Last: at New York Giants (12/02/18)
Total Offense.....	483, Tampa Bay (9/30/18)
Yards Per Play.....	8.32, Tampa Bay (9/30/18)
Times Sacked.....	5, 3X Last: Detroit (11/10/19)
Penalties.....	14, at Buffalo (11/04/18)
Penalty Yards.....	129, at Buffalo (11/04/18)
Turnovers.....	3, x2 Last: Green Bay (12/15/19)
Interceptions By.....	4, L.A. Rams (12/9/18)
Punts.....	9, Detroit (11/10/19)
Forced Turnovers.....	5, at Washington (9/23/19)
Forced Fumbles.....	3 (2x) last, at Los Angeles (11/17/18)
Time of Possession.....	38:00, LAC (10/27/19)
Points, First Quarter.....	14, vs. Tampa Bay (9/30/18)
Points, Second Quarter.....	28, at Buffalo (11/04/18)
Points, Third Quarter.....	21 (2x) last, at Oakland (10/6/18)
Points, Fourth Quarter.....	21, at Detroit (9/13/20)
Points, First Half.....	38, vs. Tampa Bay (9/30/18)
Points, Second Half.....	28, at Miami (10/14/18)

INDIVIDUAL GAME HIGHS

Rushes.....	27, D. Montgomery, LAC (10/27/19)
Yards Rushing.....	135, D Montgomery, LAC (10/27/19)
TD Rushes.....	2, 3x last: D. Montgomery at Philadelphia (11/3/19)
Long Rush.....	55, D. Montgomery, LAC (10/27/19)
Pass Attempts.....	54, M. Trubisky, New Orleans (10/20/19)
Pass Completions.....	34, M. Trubisky, New Orleans (10/20/19)
Yards Passing.....	355, M. Trubisky, Detroit (11/11/18)
TD Passes.....	6, M. Trubisky, Tampa Bay (9/30/18)
TDs accounted for.....	6, M. Trubisky, Tampa Bay (9/30/18)
Longest Pass.....	70/TD M. Truibsky to T. Cohen, NYJ (10/28/18)
Longest TD Pass....	70/TD M. Truibsky to T. Cohen, NYJ (10/28/18)
Receptions.....	12, T. Cohen at New York Giants (12/02/18)
Yards Receiving.....	156, T. Cohen at New York Giants (12/02/18)
TD Receptions.....	3, T.Gabriel at Washington 9/23/19)
Field Goals.....	4, E. Pineiro, at Minnesota (12/29/19)
Long Field Goal.....	55, C. Santos at Carolina (10/18/20)
Punts.....	9, P. O'Donnell, Detroit (11/10/19)
Punting Average.....	57.4, P. O'Donnell, Green Bay (9/15/19)
Long Punt.....	75, P. O'Donnell, Green Bay (9/15/19)
Long Punt Return.....	71, T. Cohen, at Oakland (10/6/19)
Long Kickoff Return....	102, C. Patterson, New Orleans (10/20/19)
Tackles.....	16, R. Smith at Detroit (11/28/19)
Sacks.....	2.5, K. Mack, Green Bay (12/16/18)
TFL.....	5.0, A. Hicks, Minnesota (11/18/18)
INTs.....	2, 2x Last: Clinton-Dix at Washington (9/23/19)

2020 INDIVIDUAL BEST PERFORMANCES

RUSHING YARDS

82 – David Montgomery, Sept. 20 vs. NYG
 64 – David Montgomery, Sept. 13 at Detroit
 58 – David Montgomery, Oct. 18 at Carolina

RUSHING ATTEMPTS

18 – David Montgomery, Oct. 18 at Carolina
 16 – David Montgomery, Sept. 20 vs. NYG
 14 – David Montgomery (twice), Week 3 & Week 7)

LONGEST RUSHES

45 – Mitchell Trubisky, Sept. 27 at Atlanta
 23 – David Montgomery, Sept. 20 vs. NYG
 29 – Mitchell Trubisky, Sept. 13 at Detroit

RECEPTIONS

10 – Allen Robinson II, Sept. 27 at Atlanta
 10 – Allen Robinson II, Oct. 8 vs. Tampa Bay
 7 – David Montgomery, Oct. 8 vs. Tampa Bay

RECEIVING YARDS

123 – Allen Robinson II, Sept. 27 at Atlanta
 101 – Allen Robinson II, Oct. 4 vs. Indianapolis
 90 – Allen Robinson II, Oct. 8 vs. Tampa Bay

PASSING YARDS

261 – Nick Foles, Oct. 26 at Los Angeles Rams
 249 – Nick Foles, Oct. 4 vs. Indianapolis
 243 – Nick Foles, Oct. 8 vs. Tampa Bay

PASS ATTEMPTS

42 – Nick Foles, Oct. 4 vs. Indianapolis
 42 – Nick Foles, Oct. 8 vs. Tampa Bay
 40 – Nick Foles, Oct. 26 at Los Angeles Rams

PASS COMPLETIONS

30 – Nick Foles, Oct. 8 vs. Tampa Bay
 28 – Nick Foles, Oct. 26 at Los Angeles Rams
 26 – Nick Foles, Oct. 4 vs. Indianapolis

LONGEST PASSES

42 – Foles to Robinson II, Oct. 26 at Los Angeles Rams
 38 – Foles to Kmet, Oct. 26 at Los Angeles Rams
 37 – Foles to Robinson II, Sept. 27 at Atlanta (TD)

YARDS FROM SCRIMMAGE

127 – David Montgomery, Sept. 20 vs. NYG
 123 – Allen Robinson II, Sept. 27 at Atlanta
 101 – Allen Robinson II, Oct. 4 vs. Indianapolis

LONGEST KICKOFF RETURNS

47 – Cordarrelle Patterson, Oct. 8 vs. Tampa Bay
 45 – Cordarrelle Patterson, Sept. 13 at Detroit
 40 – Cordarrelle Patterson, Oct. 8 vs. Tampa Bay

LONGEST PUNT RETURNS

10 – Ted Ginn Jr., Oct. 4 vs. Indianapolis
 8 – Ted Ginn Jr., Oct. 4 vs. Indianapolis
 6 – Ted Ginn Jr., Oct. 8 vs. Tampa Bay

TOTAL TACKLES

13 – Roquan Smith, Oct. 4 vs. Indianapolis
 12 – Roquan Smith, Oct. 18 at Carolina
 10 – Danny Trevathan, Oct. 18 at Carolina

CHICAGO BEARS COACHING STAFF



Matt Nagy
Head Coach

Bill Lazor
Offensive Coordinator


Chuck Pagano
Defensive Coordinator

Chris Tabor
Special Teams Coordinator

Clancy Barone
Tight Ends

Juan Castillo
Offensive Line

John DeFilippo
Quarterbacks



Mark DeLeone
Inside Linebackers

Sean Desai
Safeties


Mike Furrey
Wide Receivers

Brian Ginn
Assistant Special Teams

Chris Jackson
Assistant Wide
Receivers/Offensive Quality
Control

Charles London
Running Backs

Ted Monachino
Senior Defensive
Assistant/Outside
Linebackers



Dave Ragone
Pass Game Coordinator

Donovan Ralola
Assistant Offensive Line

Jay Rodgers
Defensive Line

Bill Shuey
Pass Rush Analyst/Assistant
Linebackers

Mike Snyder
Offensive Quality
Control/Tight Ends

Shana Toub
Defensive Quality Control

Deshae Townsend
Secondary



Ronell Williams
Defensive Quality Control

Jason Loscalzo
Head Strength and
Conditioning Coach

Casey Kramer
Assistant Strength and
Conditioning

Pierre Ngo
Assistant Strength and
Conditioning

2020 Chicago Bears NUMERICAL ROSTER
 (as of October 29, 2020)

NO.	NAME	POS.	HT.	WT.	AGE	EXP.	COLLEGE	HOW ACQ.
2	Santos, Cairo	K	5-8	160	28	7	Tulane	FA-20
9	Foies, Nick	QB	6-6	253	31	8	Arizona	TR-20 (JAX)
10	Trubisky, Mitchell	QB	6-2	220	26	3	North Carolina	D1-20
11	Mooney, Darnell	WR	5-11	177	23	R	Tulane	D5c-20
12	Robinson II, Allen	WR	6-2	216	27	6	Penn State	UFA-18 (JAX)
16	O'Donnell, Pat	P	6-4	212	29	6	Miami (FL)	D6b-14
17	Miller, Anthony	WR	5-11	198	26	2	Memphis	D2b-18
19	Ginn Jr., Ted	WR	5-11	167	35	13	Ohio State	UFA-20 (NO)
20	Shelley, Duke	DB	5-9	178	24	1	Kansas State	D6-19
22	Kendall	DB	6-2	183	22	R	Georgia Southern	D5b-20
23	Fuller, Kyle	LB	5-11	193	28	5	Virginia Tech	D1-14
24	Skrine, Buster	DB	5-9	192	31	9	Chattanooga	UFA-19 (NVJ)
26	Bush, Deon	DB	6-0	196	27	4	Miami (FL)	D4b-16
27	McManis, Sherrick	DB	5-11	202	32	10	Northwestern	TR-12 (HOU)
32	Montgomery, David	RB	5-11	220	23	1	Iowa State	D3-19
33	Johnson, Jaylon	DB	6-0	196	21	R	Utah	D2b-20
35	Nall, Ryan	RB	6-2	240	24	2	Oregon State	UDFA-18
36	Houston-Carson, DeAndre	DB	6-0	205	27	4	William & Mary	D6-16
38	Gipson Sr., Tashaun	DB	6-1	209	30	8	Wyoming	UFA-20 (HOU)
39	Jackson, Eddie	DB	6-0	199	26	3	Alabama	D4a-17
45	Iyegbuniwe, Joel	LB	6-1	232	25	2	Western Kentucky	D4-18
46	Pierce, Artavis	RB	5-11	210	24	R	Oregon State	UDFA-20
48	Scales, Patrick	LS	6-3	226	32	6	Utah State	WFA-15 (BAL)
50	Mingo, Barkevious	LB	6-5	238	30	7	LSU	UFA-20 (HOU)
52	Mack, Khalil	LB	6-2	260	29	6	Buffalo	TR-18 (OAK)
55	Woods, Josh	LB	6-1	227	24	2	Maryland	UDFA-18
58	Smith, Roquan	LB	6-1	234	23	2	Georgia	D1-18
59	Travathan, Danny	LB	6-0	238	30	8	Kentucky	UFA-16 (DEN)
64	Bars, Alex	OL	6-5	316	25	1	Notre Dame	UDFA-19
65	Whitehair, Cody	OL	6-3	313	28	4	Kansas State	D2-16
67	Mustipher, Sam	OL	6-2	314	24	1	Notre Dame	UDFA-19
69	Coward, Rashad	OL	6-6	319	25	2	Old Dominion	UDFA-17
70	Maslie, Bobby	OL	6-6	312	31	8	Mississippi	UFA-16 (ARZ)
71	Hambright, Arlington	OL	6-5	315	24	R	Colorado	D7a-20
72	Leno Jr., Charles	OL	6-3	316	29	6	Boise State	D7-14
74	Ifedi, Germain	OL	6-5	340	26	4	Texas A&M	UFA-20 (SEA)
78	Spriggs, Jason	OL	6-6	308	26	4	Indiana	UFA-20 (GB)
80	Graham, Jimmy	TE	6-7	260	33	10	Miami (FL)	UFA-20 (GB)
81	Holtz, J.P.	TE	6-3	259	27	4	Pittsburgh	WFA-19 (WAS)
83	Wims, Javon	WR	6-4	219	26	2	Georgia	D7-18
84	Patterson, Cordarrelle	WR	6-2	227	29	8	Tennessee	UFA-19 (NE)
85	Kmet, Cole	TE	6-6	258	21	R	Notre Dame	D2a-20
86	Harris, Demetrius	TE	6-7	258	29	6	UW-Milwaukee	UFA-20 (CLE)
88	Ridley, Riley	WR	6-1	192	24	1	Georgia	D4-19
90	Jenkins, John	DE	6-3	303	31	7	Georgia	UFA-20 (MIA)
92	Urban, Brent	DE	6-7	305	29	5	Virginia	WFA-19 (TEN)
93	Vaughens, James	LB	6-2	265	27	3	Stanford	FA-19
94	Quinn, Robert	LB	6-4	250	30	9	North Carolina	UFA-20 (DAL)
95	Robertson-Harris, Roy	DE	6-5	298	27	4	UTEP	UDFA-16
96	Hicks, Akiem	DT	6-4	347	30	8	Regina	UFA-16 (NE)
97	Edwards Jr., Mario	DE	6-3	280	26	5	Florida State	UFA-20 (NO)
98	Nichols, Bilal	DT	6-4	299	24	2	Delaware	D5-18
99	Gipson, Trevis	LB	6-4	255	23	R	Tulsa	D5a-20
Practice Squad (16)								
8	Bray, Tyler	QB	6-6	206	28	6	Tennessee	UFA-18 (KC)
13	Adams, Rodney	WR	6-1	189	26	2	South Florida	FA-20
14	Ives, Thomas	WR	6-4	218	23	1	Colgate	UDFA-19
18	Davis, Reggie	WR	5-11	161	24	3	Georgia	WFA-19 (DAL)
25	Miller, Lamar	RB	5-10	221	29	8	Miami (Fla.)	UFA-20 (NE)
43	Christian, Marqui	DB	5-11	207	26	5	Midwestern State	FA-20
47	Crawford, Xavier	DB	5-11	184	24	1	Central Michigan	WFA-19 (MIA)
53	Mack, Ledarius	LB	6-1	237	24	R	Buffalo	UDFA-20
57	Te'o, Manti	LB	6-1	241	29	6	Notre Dame	FA-20
60	Eiselein, Dieter	OL	6-4	322	24	R	Yale	UDFA-20
63	London, La'ale	DE	6-5	316	23	R	Western Illinois	UDFA-20
73	Simmons, Lachavious	OL	6-5	325	24	R	Tennessee State	D7b-20
75	McCullers, Daniel	DT	6-7	352	28	6	Tennessee	PS-20 (PIT)
79	Traore, Badara	OL	6-7	324	23	R	LSU	UDFA-20
82	Harris, Dwayne	WR	5-10	215	33	10	East Carolina	FA-20
87	Horsted, Jesper	TE	6-4	235	23	1	Princeton	UDFA-19
Reserve/NFIN (1)								
31	Roberson, Tre	DB	6-0	205	28	1	Illinois State	FA-20
Injured Reserve (5)								
15	Pineiro, Eddy	K	5-11	186	25	2	Florida	TR-19 (OAK)
29	Cohen, Tarik	RB	5-6	194	25	3	North Carolina AGT	D4b-17
37	Burns, Artie	DB	6-0	193	25	4	Miami (FL)	UFA-20 (PIT)
49	Clark, Darion	TE	6-7	235	26	R	Southern California	FA-20
68	Daniels, James	OL	6-4	310	23	2	Iowa	D2a-18
Reserve/COVID-19 (1)								
30	Joseph, Michael	DB	6-1	197	25	2	Dubuque	UDFA-18
Reserve/Opt-Out (2)								
21	Lucas, Jordan	DB	6-1	190	27	4	Penn State	UFA-20 (KC)
91	Goldman, Eddie	NT	6-3	318	26	5	Florida State	D2-15
Practice Squad/Injured Reserve (1)								
44	Bond, Devante	LB	6-1	236	27	3	Oklahoma	WFA-19 (TB)

2020 Chicago Bears ALPHABETICAL ROSTER
 (as of October 29, 2020)

NO.	NAME	POS.	HT.	WT.	AGE	EXP.	COLLEGE	HOMETOWN
64	Bars, Alex	DL	6-5	316	25	1	Notre Dame	Nashville, Tenn.
26	Bush, Deon	OL	6-0	196	27	4	Miami (FL)	Miami, Fla.
69	Coward, Tashaad	QB	6-5	319	25	2	Old Dominion	Brooklyn, N.Y.
97	Edwards Jr., Mario	DE	6-3	280	26	5	Florida State	Denton, Texas
9	Foles, Nick	QB	6-6	253	31	8	Arizona	Austin, Tex.
23	Fuller, Kyle	WR	5-11	193	28	5	Virginia Tech	Baltimore, Md.
19	Ginn Jr., Ted	DB	5-11	167	35	13	Ohio State	Cleveland, Ohio
38	Gipson Sr., Tashaun	DB	6-1	209	30	8	Wyoming	Dallas, Texas
99	Gipson, Trevis	LB	6-4	255	23	R	Tulsa	Cedar Hill, Texas
80	Graham, Jimmy	OL	6-7	269	23	10	Miami (FL)	Cedarboro, N.C.
71	Hambright, Arlington	TE	6-5	315	24	6	Colorado	Ypsilanti, Mich.
86	Harris, Demetrius	LE	6-7	258	29	6	UW-Milwaukee	Little Rock, Ark.
96	Hicks, Akiem	DT	6-4	347	30	8	Regina	Elk Grove, Calif.
81	Holtz, J.P.	TE	6-3	259	27	4	Pittsburgh	Pittsburgh, Pa.
36	Houston-Carson, DeAndre	DL	6-0	205	27	4	William & Mary	Woodford, Va.
74	Ifeidi, Germain	OL	6-5	340	26	4	Texas A&M	Houston, Texas
45	Iyegbunwe, Joel	LB	6-1	232	25	2	Western Kentucky	Bowling Green, Ky.
54	Jackson, Eddie	DB	6-0	199	26	3	Alabama	Lauderdale Lakes, Fla.
90	Jenkins, John	DT	6-3	333	31	7	Georgia	Meriden, Conn.
33	Johnson, Jaylon	DB	6-0	196	21	R	Utah	Fresno, Calif.
85	Kmet, Cole	TE	6-6	258	21	R	Notre Dame	Lake Barrington, Ill.
72	Leno Jr., Charles	OL	6-3	316	29	6	Boise State	Oakland, Calif.
52	Mack, Khalil	LB	6-3	260	29	6	Buffalo	Fort Pierce, Fla.
70	Maslie, Bobby	OL	6-6	312	31	8	Mississippi	Lynchburg, Va.
27	McNair, Sherrick	DB	5-9	202	29	10	Northwestern	Peoria, Ill.
17	Miller, Anthony	WR	5-11	198	26	2	Memphis	Memphis, Tenn.
50	Mingo, Barkevious	LB	6-5	238	30	7	LSU	Belle Glade, Fla.
32	Montgomery, David	RB	5-11	220	23	1	Iowa State	Cincinnati, Ohio
11	Mooney, Darnell	WR	5-11	177	23	R	Tulane	Gadsden, Ala.
67	Mustipher, Sam	OL	6-2	314	24	1	Notre Dame	Owings Mills, Md.
35	Nail, Ryan	RB	6-2	240	24	2	Oregon State	Sandy, Ore.
18	Nichols, Bilal	DB	6-2	229	24	2	Delaware	Newark, Del.
16	O'Donnell, Pat	P	6-4	212	29	6	Miami (FL)	Lake Worth, Fla.
84	Patterson, Cordarrelle	WR	6-2	227	29	8	Tennessee	Rock Hill, S.C.
46	Pierce, Artavis	RB	5-11	210	24	R	Oregon State	Lake Alfred, Fla.
94	Quinn, Robert	LB	6-4	250	30	9	North Carolina	Ladson, S.C.
88	Ridley, Riley	WR	6-1	192	24	1	Georgia	Coconut Creek, Fla.
95	Robertson-Harris, Roy	DE	6-5	298	27	4	UTEP	Oakland, Calif.
12	Robinson II, Allen	WR	6-2	216	27	6	Penn State	Detroit, Mich.
15	Santos, Cairo	K	5-8	160	28	7	Tulane	St. Augustine, Fla.
48	Scales, Patrick	LS	6-3	226	32	6	Utah State	Louisville, Ky.
20	Shelley, Duke	DB	5-9	178	24	1	Kansas State	Tucker, Ga.
24	Skrine, Buster	DB	5-9	192	31	9	Chattanooga	Woodstock, Ga.
58	Smith, Roquan	LB	6-1	234	23	2	Georgia	Montezuma, Ga.
78	Spriggs, Jason	OL	6-6	308	26	4	Indiana	Elkhart, Ind.
59	Trevathan, Danny	LB	6-0	238	30	8	Kentucky	Youngstown, Ohio
10	Trubisky, Mitchell	QB	6-2	220	26	2	North Carolina	Mentor, Ohio
92	Urban, Brent	DE	6-7	305	29	3	Virginia	Mississauga, Ont.
93	Vaughters, James	LB	6-2	255	27	3	Stanford	Chicago, Ill.
22	Vildor, Kindle	DL	5-11	183	22	R	Georgia Southern	College Park, Ga.
65	Whitehair, Cody	OL	6-3	313	28	4	Kansas State	Kearney, Neb.
83	Wims, Javon	WR	6-4	219	26	2	Georgia	Carol City, Fla.
55	Woods, Josh	LB	6-1	227	24	2	Maryland	Baltimore, Md.
Practice Squad (16)								
13	Adams, Rodney	WR	6-1	189	26	2	South Florida	St. Petersburg, Fla.
8	Bray, Tyler	QB	6-6	206	28	6	Tennessee	Fresno, Calif.
43	Christian, Marqui	DB	5-11	207	26	3	Midwestern State	Spring, Texas
47	Crawford, Xavier	DB	5-11	184	24	1	Central Michigan	Pittsburg, Calif.
18	Davis, Reggie	WR	5-11	161	24	3	Georgia	Tallahassee, Fla.
60	Eiselen, Dieter	OL	6-4	322	24	R	Yale	Stellenbosch, South Africa
82	Harris, Dwayne	WR	5-10	215	33	10	East Carolina	Stone Mountain, Ga.
87	Horsted, Jesper	TE	6-4	235	23	1	Princeton	Shoreview, Minn.
14	Ives, Thomas	WR	6-4	218	23	1	Colgate	Hinsdale, Ill.
63	London, LaCale	DE	6-5	316	23	R	Western Illinois	Peoria, Ill.
53	Mack, Ledarius	LB	6-1	237	24	R	Buffalo	Vero Beach, Fla.
75	McClullers, Daniel	DT	6-7	352	28	6	Tennessee	Raleigh, N.C.
25	Miller, Lamar	RB	5-10	221	29	8	Miami (Fla.)	Miami, Fla.
73	Simmons, Lachavious	OL	6-5	325	24	R	Tennessee State	Selma, Ala.
57	Te'o, Manti	LB	6-1	241	29	6	Notre Dame	Laie, Hawaii
79	Traore, Badara	OL	6-7	324	23	R	LSU	Boston, Mass.
Reserve/NFIN (1)								
31	Roberson, Tre	DB	6-0	205	28	1	Illinois State	Indianapolis, Ind.
Injured Reserve (5)								
37	Burns, Artie	DB	6-0	193	25	4	Miami (FL)	Miami, Fla.
49	Clark, Darion	TE	6-7	235	26	R	Southern California	Conyers, Ga.
29	Cohen, Tarik	RB	5-6	194	25	3	North Carolina A&T	Bunn, N.C.
68	Daniels, James	OL	6-4	310	23	2	Iowa	Warren, Ohio
15	Pineiro, Eddy	K	5-11	186	25	2	Florida	Miami, Fla.
Reserve/COVID-19 (1)								
30	Joseph, Michael	DB	6-1	197	25	2	Dubuque	Oswego, Ill.
Reserve/Opt-Out (2)								
91	Coldman, Eddie	NT	6-3	318	26	5	Florida State	Washington, D.C.
21	Lucas, Jordan	DB	6-1	190	27	4	Penn State	New Rochelle, N.Y.
Practice Squad/Injured Reserve (1)								
44	Bond, Devante	LB	6-1	236	27	3	Oklahoma	Sacramento, Calif.

2020 CHICAGO BEARS POSITION-BY-POSITION ROSTER

(as of October 20, 2020)

QUARTERBACKS (3)

NO.	NAME	POS.	HT.	WT.	AGE	EXP.	COLLEGE
8	Bray, Tyler (PS)	QB	6-2	238	28	1	Tennessee
9	Foles, Nick	QB	6-6	253	31	8	Arizona
10	Trubisky, Mitchell	QB	6-2	220	26	3	North Carolina

RUNNING BACKS (5)

NO.	NAME	POS.	HT.	WT.	AGE	EXP.	COLLEGE
25	Miller, Lamar (PS)	RB	5-10	221	29	8	Miami (Fla.)
29	Cohen, Tank (IR)	RB	5-6	194	25	3	North Carolina A&T
32	Montgomery, David	RB	5-11	220	23	1	Iowa State
35	Nail, Ryan	RB	6-2	240	24	2	Oregon State
46	Pierce, Artavis	RB	5-11	210	24	R	Oregon State

WIDE RECEIVERS (11)

NO.	NAME	POS.	HT.	WT.	AGE	EXP.	COLLEGE
11	Mooney, Darnell	WR	5-11	177	23	R	Tulane
42	Robinson II, Allen	WR	6-2	216	27	6	Penn State
13	Adams, Rodney (PS)	WR	6-1	189	26	2	South Florida
14	Ives, Thomas (PS)	WR	6-4	218	23	1	Colgate
17	Miller, Anthony	WR	5-11	198	26	2	Memphis
18	Davis, Reggie (PS)	WR	5-11	161	24	3	Georgia
19	Ginn Jr., Ted	WR	5-11	167	35	13	Ohio State
82	Harris, Dwayne (PS)	WR	5-10	215	33	10	East Carolina
83	Wynn, Javon	WR	6-4	219	26	2	Georgia
84	Patterson, Cordarrelle	WR	6-2	227	29	8	Tennessee
88	Ridley, Riley	WR	5-11	192	24	1	Georgia

TIGHT ENDS (6)

NO.	NAME	POS.	HT.	WT.	AGE	EXP.	COLLEGE
49	Clark, Darion (IR)	TE	6-7	259	26	R	Southern California
80	Graham, Jimmy	TE	6-7	260	33	10	Miami (Fla.)
81	Holtz, J.P.	TE	6-3	259	27	4	Pittsburgh
85	Kmet, Cole	TE	6-6	258	21	R	Notre Dame
86	Harris, Demetrius	TE	6-7	258	29	6	LUI-Milwaukee
87	Horsted, Jesper (PS)	TE	6-4	235	23	1	Princeton

OFFENSIVE LINE (13)

NO.	NAME	POS.	HT.	WT.	AGE	EXP.	COLLEGE
60	Eiselen, Dieter (PS)	OL	6-4	322	24	R	Yale
64	Bars, Alex	OL	6-5	316	25	1	Notre Dame
65	Whitehair, Cody	OL	6-3	313	28	4	Kansas State
67	Mustipher, Sam	OL	6-2	314	24	1	Notre Dame
68	Daniels, James (IR)	OL	6-4	310	23	2	Iowa
69	Coward, Rashad	OL	6-5	319	25	2	Old Dominion
70	Mackie, Bobby	OL	6-6	312	31	8	Mississippi
71	Hambright, Arlington	OL	6-5	315	24	R	Colorado
72	Leno Jr., Charles	OL	6-3	316	29	6	Boise State
73	Simmons, Lachavious (PS)	OL	6-5	325	24	R	Tennessee State
74	Ifedi, Germain	OL	6-5	340	26	4	Texas A&M
78	Spriggs, Jason	OL	6-6	308	26	4	Indiana
79	Traore, Badara (PS)	OL	6-7	324	23	R	LSU

LINEBACKERS (12)

NO.	NAME	POS.	HT.	WT.	AGE	EXP.	COLLEGE
44	Beane, Devante (PS/IR)	LB	6-1	235	25	R	Oklahoma
45	Iyegbunwe, Joel	LB	6-1	232	26	2	Western Kentucky
50	Mingo, Barkevious	LB	6-5	238	30	7	LSU
52	Mack, Khalil	LB	6-3	260	29	6	Buffalo
53	Mack, Ledarius (PS)	LB	6-1	237	24	R	Buffalo
55	Woods, Josh	LB	6-1	227	24	2	Maryland
57	T'e'o, Manti (PS)	LB	6-1	241	29	6	Notre Dame
58	Smith, Roquan	LB	6-1	234	23	R	Georgia
59	Trevathan, Danny	LB	6-0	238	30	8	Kentucky
93	Vaughter, James	LB	6-2	255	27	3	Stanford
94	Quinn, Robert	LB	6-4	250	30	9	North Carolina
99	Gipson, Trevis	LB	6-4	255	23	R	Tulsa

DEFENSIVE BACKS (16)

NO.	NAME	POS.	HT.	WT.	AGE	EXP.	COLLEGE
20	Shelley, Duke	DB	5-9	178	24	R	Kansas State
21	Lucas, Jordan (R/OD)	DB	6-1	190	27	4	Penn State
22	Willis, Kindle	DB	5-11	183	22	R	Georgia Southern
23	Fuller, Kyle	DB	5-11	193	28	5	Virginia Tech
24	Skrine, Buster	DB	5-9	192	31	9	Chattanooga
26	Bush, Deon	DB	6-0	196	27	4	Miami (Fla.)
27	McManis, Sherick	DB	5-11	202	32	10	Northwestern
30	Joseph, Michael (R/C19)	DB	6-0	197	25	2	Dubuque
31	Roberson, Tre (R/NFIN)	DB	6-0	205	28	1	Illinois State
33	Johnson, Jaylon	DB	6-0	196	21	R	Utah
36	Houston-Carson, DeAndre	DB	6-0	207	27	4	William & Mary
37	Burns, Arlie (IR)	DB	6-0	193	25	4	Miami (Fla.)
38	Gipson Sr., Tashaun	DB	6-0	209	30	8	Wyoming
39	Jackson, Eddie	DB	6-0	199	26	3	Alabama
43	Christian, Manqui (PS)	DB	5-11	207	26	5	Midwestern State
47	Crawford, Xavier (PS)	DB	5-11	184	24	1	Central Michigan

DEFENSIVE LINE (9)

NO.	NAME	POS.	HT.	WT.	AGE	EXP.	COLLEGE
83	London, LaCale (PS)	DE	6-5	316	28	R	Western Illinois
75	McCullers, Daniel (PS)	DT	6-7	352	28	R	Tennessee
90	Jenkins, John	DT	6-3	333	31	7	Georgia
91	Goldman, Eddie (R/OD)	NT	6-3	318	26	5	Florida State
92	Urban, Brent	DE	6-7	305	29	5	Virginia
95	Robertson-Harris, Roy	DE	6-5	298	27	4	UTEP
96	Hicks, Akiem	DT	6-4	347	30	8	Regina
97	Edwards Jr., Mario	DE	6-3	280	26	5	Florida State
98	Nichols, Bilal	DT	6-4	299	24	2	Delaware

SPECIALISTS (4)

NO.	NAME	POS.	HT.	WT.	AGE	EXP.	COLLEGE
2	Santos, Cairo	K	5-8	160	28	7	Tulane
15	Pinero, Eddy (IR)	K	5-11	186	25	2	Florida
16	O'Donnell, Pat	P	6-4	212	29	6	Miami (Fla.)
48	Scales, Patrick	LS	6-3	226	32	6	Utah State

*(As of October 29, 2020)***OFFENSE**

WR	12 Allen Robinson II	84 Cordarrelle Patterson	
TE	80 Jimmy Graham	85 <u>Cole Kmet</u>	86 Demetrius Harris 81 J.P. Holtz
RT	70 Bobby Massie	69 Rashaad Coward	
RG	74 Germain Ifedi	69 Rashaad Coward	
C	65 Cody Whitehair	67 Sam Mustipher	
LG	69 Rashaad Coward	64 Alex Bars	71 <u>Arlington Hambricht</u>
LT	72 Charles Leno Jr.	78 Jason Spriggs	
QB	9 Nick Foles	10 Mitchell Trubisky	
RB	32 David Montgomery	35 Ryan Nall	46 <u>Artavis Pierce</u>
WR	17 Anthony Miller	83 Javon Wims	
WR	19 Ted Ginn Jr.	11 <u>Darnell Mooney</u>	88 Riley Ridley

DEFENSE

DT	96 Akiem Hicks	92 Brent Urban	
NT	98 Bilal Nichols	90 John Jenkins	
DE	95 Roy Robertson-Harris	97 Mario Edwards Jr.	
OLB	52 Khalil Mack	99 <u>Trevis Gipson</u>	
ILB	58 Roquan Smith	55 Josh Woods	
ILB	59 Danny Trevathan	45 Joel Iyiegbuniwe	
OLB	94 Robert Quinn	50 Barkevious Mingo	93 James Vaughters
CB	23 Kyle Fuller	24 Buster Skrine	
S	38 Tashaun Gipson Sr.	26 Deon Bush	36 DeAndre Houston-Carson
S	39 Eddie Jackson	27 Sherrick McManis	
CB	33 <u>Jaylon Johnson</u>	20 Duke Shelley	22 <u>Kindle Vildor</u>

SPECIALISTS

K	2 Cairo Santos		
H	16 Pat O'Donnell		
P	16 Pat O'Donnell		
LS	48 Patrick Scales		
PR	19 Ted Ginn Jr.	11 <u>Darnell Mooney</u>	17 Anthony Miller
KR	84 Cordarrelle Patterson	11 <u>Darnell Mooney</u>	17 Anthony Miller

PRONUNCIATION GUIDE

Rashaad Coward	ruh-SHADD	Barkevious Mingo	bar-KEY-vee-us
Tashaun Gipson Sr.	tuh-SHAWN	Cordarrelle Patterson	core-DARE-ul
Germain Ifedi	jer-MANE ih-FEH-dee	Buster Skrine	SCREEN
Joel Iyiegbuniwe ...	jo-EL ee-yay-boo-NEE-way	Danny Trevathan	truh-VAY-than
Cole Kmet	kuh-MET	Mitchell Trubisky	truh-BISS-kee
Khalil Mack	KAH-leel	Kindle Vildor	VIL-door
Sherrick McManis ..	SHARE-rick mick-MAN-us		



YEAR	DRAFTTEES (26)	FREE AGENTS (28)	COLLEGE FREE AGENTS (14)	TRADES/WAIVERS (9)	PRACTICE SQUAD (1)
2012				DB Sherrick McManis (TR-12 HOU)	
2014	DB Kyle Fuller (1) P Pat O'Donnell (6) OL Charles Leno Jr. (7)				
2015	NT Eddie Goldman (2) o			LS Patrick Scales (WFA-15 BAL)	
2016	OL Cody Whitehair (2) DB Deon Bush (4) DB DeAndre Houston-Carson (6)	DT Akiem Hicks (UFA-16 NE) OL Bobby Massie (UFA-16 ARZ) RB Lamar Miller (UFA-20 NE) ^ LB Danny Trevathan (UFA-16 DEN)	DE Roy Robertson-Harris (UDFA-16)		
2017	QB Mitchell Trubisky (1) RB Tarik Cohen (4) ^ DB Eddie Jackson (4)		OL Rashaad Coward (UDFA-17)		
2018	LB Roquan Smith (1) OL James Daniels (2) ^ WR Anthony Miller (2) LB Joel Lyle (UFA-20 NYJ) DT Bilal Nichols (5) WR Javon Wims (7)	QB Tyler Bray (UFA-18 KC) ^ WR Allen Robinson II (UFA-18 JAX)	DB Michael Joseph (UDFA-18) v RB Ryan Nall (UDFA-18) LB Josh Woods (UDFA-18)	LB Khalil Mack (TR-18 OAK)	
2019	RB David Montgomery (3) WR Riley Ridley (4) DB Duke Shelley (6)	WR Reggie Davis (WFA-19 DAL) ^ WR Cordarrelle Patterson (UFA-19 NE) DB Buster Skrine (UFA-19 NYJ) LB James Vaughters (FA-19)	OL Alex Bars (UDFA-19) TE Jesper Horsted (UDFA-19) ^ WR Thomas Ives (UDFA-19) ^ OL Sam Mustipher (UDFA-19)	LB Devante Bond (WFA-19 TB) o DB Xavier Crawford (WFA-19 MIA) ^ TE J.P. Holtz (WFA-19 WAS) K Eddy Pineiro (TR-19 OAK) ^ DE Brent Urban (WFA-19 TEN)	
2020	DB Jaylon Johnson (2) TE Cole Kmet (2) LB Travis Gipson (5) WR Darnell Mooney (5) DB Kindle Vildor (5) OL Arlington Hightower (7) OL Lachavious Simmons (7) ^	WR Rodney Adams (FA-20) ^ DB Artie Burns (UFA-20 PIT) ^ DB Marqui Christian (FA-20) ^ TE Darion Clark (FA-20) ^ DE Mario Edwards Jr. (UFA-20 NO) WR Ted Ginn Jr. (UFA-20 NO) DB Tashaun Gipson Sr. (UFA-20 HOU) TE Jimmy Graham (UFA-20 GB) TE Dermetrius Harris (UFA-20 CLE) OL Germain Ifedi (UFA-20 SEA) DT John Jenkins (UFA-20 MIA) DB Jordan Lucas (UFA-20 KC) o LB Barkevious Mingo (UFA-20 HOU) LB Robert Quinn (UFA-20 DAL) DB Tre Roberson (FA-20) o K Cairo Santos (FA-20) OL Jason Spriggs (UFA-20 GB) LB Manti Te'o (FA-20) ^	OL Dieter Eiselen (UDFA-20) ^ DE LaCale London (UDFA-20) ^ LB Ledarius Mack (UDFA-20) ^ RB Artavis Pierce (UDFA-20) OL Badara Traore (UDFA-20) ^	QB Nick Foles (TR-20 JAX)	DT Daniel McCullers (PS-20 PIT) ^

Key: **o** Reserve/Opt-Out, **^** Practice Squad, **^i** Injured Reserve, **v** Reserve/COVID-19, **o** Practice Squad/Injured Reserve, **o** Reserve/NFlin



27

WEEK 1

 Chicago Bears 27, Detroit Lions 23
 0  Ford Field  Sep 13, 2020


23

Chicago Bears	3	3	0	21	-	27
Detroit Lions	3	10	10	0	-	23

SCORING DRIVES

TEAM	QTR	TIME	SCORING PLAY	CHI	DET
Lions	1	06:30	M.Prater 27 yd. Field Goal (7-56, 2:27)	0	3
Bears	1	01:30	C.Santos 35 yd. Field Goal (10-58, 5:00)	3	3
Lions	2	05:33	M.Prater 32 yd. Field Goal (12-73, 5:11)	3	6
Bears	2	02:02	C.Santos 28 yd. Field Goal (8-67, 3:31)	6	6
Lions	2	00:19	D.Swift 1 yd. run (M.Prater kick) (4-48, 0:21)	6	13
Lions	3	10:37	T.Hockenson 4 yd. pass from M.Stafford (M.Prater kick) (8-72, 4:23)	6	20
Lions	3	03:19	M.Prater 44 yd. Field Goal (8-64, 4:10)	6	23
Bears	4	13:39	J.Graham 2 yd. pass from M.Trubisky (C.Santos kick) (11-59, 4:40)	13	23
Bears	4	02:58	J.Wims 1 yd. pass from M.Trubisky (C.Santos kick) (5-55, 1:04)	20	23
Bears	4	01:54	A.Miller 27 yd. pass from M.Trubisky (C.Santos kick) (2-37, 0:41)	27	23

CHICAGO BEARS

PASSING	ATT	CP	YDS	SK	YD	TD	LG	INT	RTG
Mitchell Trubisky	36	20	242	1/28	3	27	0	104.2	
TOTAL	36	20	242	1/28	3	27	0	104.2	

RUSHING	ATT	YDS	AVG	LG	TD
David Montgomery	13	64	4.9	10	0
Tarik Cohen	7	41	5.9	16	0
Mitchell Trubisky	3	26	8.7	20	0
Cardarrelle Patterson	4	19	4.8	13	0
Allen Robinson II	1	-1	-1.0	-1	0
TOTAL	28	149	5.3	20	0

RECEIVING	NO	YDS	AVG	LG	TD
Allen Robinson II	5	74	14.8	22	0
Anthony Miller	4	76	19.0	27t	1
Darnell Mooney	3	38	12.7	19	0
Jimmy Graham	3	25	8.3	16	1
Tarik Cohen	2	6	3.0	3	0
Cardarrelle Patterson	1	12	12.0	12	0
David Montgomery	1	10	10.0	10	0
Javon Wims	1	1	1.0	1t	1
TOTAL	20	242	12.1	27T	3

TOP DEFENSE	TOT	SOLO	AST	SCK	YDS	INT
Danny Trevathan	7	5	2	0.0	0.0	0
Roquan Smith	7	5	2	0.0	0.0	0
Tashaun Gipson Sr.	7	5	2	0.0	0.0	0

FIELD GOALS	FGA/FGM	PERCENT	RESULTS
Cairo Santos	2-2	100.0	(35, 28)
TOTAL	2-2	100.0	

DETROIT LIONS

PASSING	ATT	CP	YDS	SK	YD	TD	LG	INT	RTG
Matthew Stafford	42	24	297	1/9	1	32	1	77.2	
TOTAL	42	24	297	1/9	1	32	1	77.2	

RUSHING	ATT	YDS	AVG	LG	TD
Adrian Peterson	14	93	6.6	21	0
Matthew Stafford	5	23	4.6	13	0
Kerryon Johnson	7	14	2.0	5	0
D'Andre Swift	3	8	2.7	6	1
TOTAL	29	138	4.8	21	1

RECEIVING	NO	YDS	AVG	LG	TD
Danny Amendola	5	81	16.2	32	0
T.J. Hockenson	5	56	11.2	24	1
Marvin Jones Jr.	4	55	13.8	21	0
Quintez Cephus	3	43	14.3	20	0
Adrian Peterson	3	21	7.0	9	0
D'Andre Swift	3	15	5.0	7	0
Marvin Hall	1	26	26.0	26	0
TOTAL	24	297	12.4	32	1

TOP DEFENSE	TOT	SOLO	AST	SCK	YDS	INT
Tracy Walker	7	6	1	0.0	0.0	0
Duron Harmon	5	4	1	0.0	0.0	0
Jarrad Davis	5	2	3	0.0	0.0	0

FIELD GOALS	FGA/FGM	PERCENT	RESULTS
Matt Prater	4-3	75.0	(27, 32, 44) 55WR
TOTAL	4-3	75.0	

TEAM STATISTICS

	BEARS	LIONS
First Downs	26	25
3rd Down Eff. (Made/Att/Pct)	2/11/18%	6/16/38%
4th Down Eff. (Made/Att/Pct)	1/2/50%	0/0/0%
Total Net Yards	363	426
Total Plays	65	72
Yards Per Play	5.6	5.9
Rushes/Net Yards	28/149	29/138
Net Passing	214	288
Pass Attempts/Completions	36/20	42/24
Had Intercepted	0	1
Sacked/Yards Lost	1/28	1/9
Punts/Average	5/42.6	4/49.3
Penalties/Yards	6/48	8/77
Fumbles/Lost	1/0	0/0
Possession Time	29:05	30:55



13

WEEK 2

 New York Giants 13, Chicago Bears 17
 0  Soldier Field  Sep 20, 2020


17

New York Giants	0	0	3	10	-	13
Chicago Bears	10	7	0	0	-	17

SCORING DRIVES

TEAM	QTR	TIME	SCORING PLAY	NYG	CHI
Bears	1	07:25	D.Montgomery 28 yd. pass from M.Trubisky (C.Santos kick) (12-82, 7:35)	0	7
Bears	1	04:36	C.Santos 34 yd. Field Goal (4-4, 1:36)	0	10
Bears	2	00:14	D.Mooney 15 yd. pass from M.Trubisky (C.Santos kick) (11-80, 5:15)	0	17
Giants	3	09:50	G.Gano 39 yd. Field Goal (4-4, 1:31)	3	17
Giants	4	14:18	D.Lewis 1 yd. run (G.Gano kick) (11-95, 4:39)	10	17
Giants	4	07:43	G.Gano 37 yd. Field Goal (10-47, 4:31)	13	17

NEW YORK GIANTS

PASSING	ATT	CP	YDS	SK	YD/TD	LG	INT	RTG
Daniel Jones	40	25	241	4/21	0	24	1	68.9
TOTAL	40	25	241	4/21	0	24	1	68.9

RUSHING	ATT	YDS	AVG	LG	TD
Saquon Barkley	4	28	7.0	18	0
Daniel Jones	3	21	7.0	12	0
Dion Lewis	10	20	2.0	6	1
Sterling Shepard	1	6	6.0	6	0
TOTAL	18	75	4.2	18	1

RECEIVING	NO	YDS	AVG	LG	TD
Evan Engram	6	65	10.8	22	0
Golden Tate III	5	47	9.4	20	0
Dion Lewis	4	36	9.0	15	0
Darius Slayton	3	33	11.0	17	0
C.J. Board	3	32	10.7	12	0
Sterling Shepard	2	29	14.5	24	0
Kaden Smith	2	-1	-0.5	2	0
TOTAL	25	241	9.6	24	0

TOP DEFENSE	TOT	SOLO	AST	SCK	YDS	INT
Blake Martínez	8	6	2	1.0	1.0	0
Logan Ryan	6	5	1	0.0	0.0	0
Dalvin Tomlinson	5	3	2	0.0	0.0	0

FIELD GOALS	FGA/FGM	PERCENT	RESULTS
Graham Gano	3-2	66.7	57/WL (39, 37)
TOTAL	3-2	66.7	

CHICAGO BEARS

PASSING	ATT	CP	YDS	SK	YD/TD	LG	INT	RTG
Mitchell Trubisky	28	18	190	4/21	2	28	2	78.0
TOTAL	28	18	190	4/21	2	28	2	78.0

RUSHING	ATT	YDS	AVG	LG	TD
David Montgomery	16	82	5.1	23	0
Cordarrelle Patterson	7	25	3.6	10	0
Mitchell Trubisky	4	16	4.0	12	0
Tarik Cohen	5	12	2.4	5	0
TOTAL	32	135	4.2	23	0

RECEIVING	NO	YDS	AVG	LG	TD
David Montgomery	3	45	15.0	28t	1
Darnell Mooney	3	36	12.0	16	1
Allen Robinson II	3	33	11.0	17	0
Javon Wims	2	17	8.5	12	0
Cordarrelle Patterson	2	8	4.0	9	0
Jimmy Graham	1	18	18.0	18	0
Tarik Cohen	1	15	15.0	15	0
Cole Kmet	1	12	12.0	12	0
Bobby Massie	1	4	4.0	4	0
Ryan Nall	1	2	2.0	2	0
TOTAL	18	190	10.6	28T	2

TOP DEFENSE	TOT	SOLO	AST	SCK	YDS	INT
Roquan Smith	8	6	2	0.0	0.0	0
Eddie Jackson	7	7	0	0.0	0.0	0
Buster Skrine	6	5	1	0.0	0.0	0

FIELD GOALS	FGA/FGM	PERCENT	RESULTS
Cairo Santos	2-1	50.0	(34) 50/WL
TOTAL	2-1	50.0	



TEAM STATISTICS

	GIANTS	BEARS
First Downs	22	18
3rd Down Eff. (Made/Att/Pct)	3/13/23%	9/16/56%
4th Down Eff. (Made/Att/Pct)	3/3/100%	1/1/100%
Total Net Yards	295	304
Total Plays	62	64
Yards Per Play	4.8	4.8
Rushes/Net Yards	18/75	32/135
Net Passing	220	169
Pass Attempts/Completions	40/25	28/18
Had Intercepted	1	2
Sacked/Yards Lost	4/21	4/21
Punts/Average	3/58.0	3/44.7
Penalties/Yards	3/10	5/48
Fumbles/Lost	1/1	1/0
Possession Time	25:31	34:29



30

WEEK 3

Chicago Bears 30, Atlanta Falcons 26
 0  Mercedes-Benz Stadium  Sep 27, 2020



26

Chicago Bears	3	7	0	20	-	30
Atlanta Falcons	6	10	10	0	-	26

SCORING DRIVES

TEAM	QTR	TIME	SCORING PLAY	CHI	ATL
Falcons	1	09:43	H.Hurst 1 yd. pass from M.Ryan (kick failed, wl) (3-64, 1:09)	0	8
Bears	1	02:43	C.Santos 35 yd. Field Goal (12-58, 7:00)	3	6
Falcons	2	08:31	Y.Koo 29 yd. Field Goal (12-53, 6:18)	3	9
Falcons	2	04:37	B.Hill 35 yd. run (Y.Koo kick) (5-62, 1:17)	3	16
Bears	2	01:50	J.Graham 2 yd. pass from M.Trubisky (C.Santos kick) (7-75, 2:47)	10	16
Falcons	3	12:34	T.Gurley 10 yd. run (Y.Koo kick) (7-75, 2:26)	10	23
Falcons	3	09:58	Y.Koo 36 yd. Field Goal (4-1, 0:55)	10	26
Bears	4	06:20	J.Graham 3 yd. pass from N.Foles (pass failed) (9-62, 2:50)	16	26
Bears	4	04:21	A.Robinson 37 yd. pass from N.Foles (C.Santos kick) (3-55, 0:59)	23	26
Bears	4	01:53	A.Miller 28 yd. pass from N.Foles (C.Santos kick) (5-44, 2:06)	30	26

CHICAGO BEARS

PASSING	ATT	CP	YDS	SK/YD	TD	LG	INT	RTG
Nick Foles	29	16	188	0/0	3	37	1	95.2
Mitchell Trubisky	22	13	128	2/9	1	19	1	71.8
TOTAL	51	29	316	2/9	4	37	2	85.1

RUSHING	ATT	YDS	AVG	LG	TD
David Montgomery	14	45	3.2	11	0
Mitchell Trubisky	1	45	45.0	45	0
Tarik Cohen	2	21	10.5	17	0
Cordarrelle Patterson	4	13	3.3	6	0
Anthony Miller	1	9	9.0	9	0
Nick Foles	3	-3	-1.0	-1	0
TOTAL	25	130	5.2	45	0

RECEIVING	NO	YDS	AVG	LG	TD
Allen Robinson II	10	123	12.3	37t	1
Jimmy Graham	6	60	10.0	29	2
Tarik Cohen	3	20	6.7	20	0
Demetrius Harris	3	15	5.0	8	0
Anthony Miller	2	41	20.5	28t	1
Darnell Mooney	2	19	9.5	12	0
David Montgomery	2	9	4.5	6	0
Ted Ginn Jr.	1	29	29.0	29	0
TOTAL	29	316	10.9	37T	4

TOP DEFENSE	TOT	SOLO	AST	SCK	YDS	INT
Eddie Jackson	7	5	2	0.0	0.0	0
Buster Skrine	6	5	1	0.0	0.0	0
Roquan Smith	6	3	3	0.0	0.0	0

FIELD GOALS	FGA/FGM	PERCENT	RESULTS
Cairo Santos	2-1	50.0	46W/L (35)
TOTAL	2-1	50.0	

ATLANTA FALCONS

PASSING	ATT	CP	YDS	SK/YD	TD	LG	INT	RTG
Matt Ryan	38	19	238	2/11	1	63	1	67.7
TOTAL	38	19	238	2/11	1	63	1	67.7

RUSHING	ATT	YDS	AVG	LG	TD
Todd Gurley II	14	80	5.7	16	1
Brian Hill	9	58	6.4	35t	1
Calvin Ridley	1	7	7.0	7	0
Matt Ryan	1	-1	-1.0	-1	0
TOTAL	25	144	5.8	35T	2

RECEIVING	NO	YDS	AVG	LG	TD
Calvin Ridley	5	110	22.0	63	0
Olamide Zaccheaus	4	41	10.3	13	0
Brandon Powell	3	27	9.0	13	0
Russell Gage	2	26	13.0	14	0
Brian Hill	1	22	22.0	22	0
Luke Stocker	1	6	6.0	6	0
Keith Smith	1	3	3.0	3	0
Todd Gurley II	1	2	2.0	2	0
Hayden Hurst	1	1	1.0	1t	1
TOTAL	19	238	12.5	63	1

TOP DEFENSE	TOT	SOLO	AST	SCK	YDS	INT
Mykal Walker	8	6	2	0.0	0.0	0
Deion Jones	7	2	5	0.0	0.0	0
Isaiah Oliver	7	6	1	0.0	0.0	0

FIELD GOALS	FGA/FGM	PERCENT	RESULTS
Younghoe Koo	3-2	66.7	(29, 36) 48W/L
TOTAL	3-2	66.7	

TEAM STATISTICS

	BEARS	FALCONS
First Downs	24	22
3rd Down Eff. (Made/Att/Pct)	4/15/27%	4/13/31%
4th Down Eff. (Made/Att/Pct)	1/2/50%	0/0/0%
Total Net Yards	437	371
Total Plays	78	65
Yards Per Play	5.6	5.7
Rushes/Net Yards	25/130	25/144
Net Passing	307	227
Pass Attempts/Completions	51/29	38/19
Had Intercepted	2	1
Sacked/Yards Lost	2/9	2/11
Punts/Average	4/53.8	6/38.8
Penalties/Yards	10/80	7/75
Fumbles/Lost	2/0	0/0
Possession Time	34:50	25:10



19

WEEK 4

Indianapolis Colts 19, Chicago Bears 11
0 Soldier Field Oct 4, 2020



11

Indianapolis Colts	7	6	3	3	-	19
Chicago Bears	0	3	0	8	-	11

SCORING DRIVES

TEAM	QTR	TIME	SCORING PLAY	IND	CHI
Colts	1	08:08	M.Alie-Cox 13 yd. pass from P.Rivers (R.Blankenship kick) (6-53, 3:35)	7	0
Bears	2	09:24	C.Santos 27 yd. Field Goal (9-84, 4:55)		7
Colts	2	03:47	R.Blankenship 21 yd. Field Goal (14-67, 5:37)	10	3
Colts	2	00:06	R.Blankenship 30 yd. Field Goal (8-43, 1:59)	13	3
Colts	3	00:55	R.Blankenship 44 yd. Field Goal (10-54, 5:11)	16	3
Colts	4	03:47	R.Blankenship 30 yd. Field Goal (13-66, 7:12)	19	3
Bears	4	01:35	A.Robinson 16 yd. pass from N.Foles (D.Montgomery run) (8-90, 2:12)	19	11

INDIANAPOLIS COLTS

PASSING	ATT	CP	YDS	SK/YD	TD	LG	INT	RTG
Philip Rivers	29	16	190	1/4	1	36	0	86.9
TOTAL	29	16	190	1/4	1	36	0	86.9

RUSHING

	ATT	YDS	AVG	LG	TD
Jonathan Taylor	17	68	4.0	16	0
Nyheim Hines	9	24	2.7	12	0
Jordan Wilkins	9	15	1.7	6	0
Philip Rivers	3	-4	-1.3	-1	0
TOTAL	38	103	2.7	16	0

RECEIVING

	NO	YDS	AVG	LG	TD
Zach Pascal	3	58	19.3	36	0
T.Y. Hilton	3	29	9.7	13	0
Nyheim Hines	3	8	2.7	15	0
Trey Burton	2	16	8.0	8	0
Marcus Johnson	1	27	27.0	27	0
Jordan Wilkins	1	16	16.0	16	0
Mo Alie-Cox	1	13	13.0	13	1
Jack Doyle	1	12	12.0	12	0
Jonathan Taylor	1	11	11.0	11	0
TOTAL	16	190	11.9	36	1

TOP DEFENSE

	TOT	SOLO	AST	SCK	YDS	INT
Anthony Walker	11	9	2	0.0	0.0	0
Bobby Okereke	8	6	2	0.0	0.0	0
Kenny Moore II	5	5	0	0.0	0.0	0

FIELD GOALS

	FGA/FGM	PERCENT	RESULTS
Rodrigo Blankenship	4-4	100.0	(21, 30, 44, 30)
TOTAL	4-4	100.0	

CHICAGO BEARS

PASSING	ATT	CP	YDS	SK/YD	TD	LG	INT	RTG
Nick Foles	42	26	249	1/8	1	33	0	176.4
TOTAL	42	26	249	1/8	1	33	0	176.4

RUSHING

	ATT	YDS	AVG	LG	TD
David Montgomery	10	27	2.7	6	0
Cordarrelle Patterson	3	5	1.7	4	0
Nick Foles	2	-1	-0.5	0	0
Darnell Mooney	1	-3	-3.0	-3	0
TOTAL	16	28	1.8	6	0

RECEIVING

	NO	YDS	AVG	LG	TD
Allen Robinson II	7	101	14.4	27	1
Darnell Mooney	5	52	10.4	33	0
Jimmy Graham	4	33	8.3	11	0
David Montgomery	3	30	10.0	17	0
Anthony Miller	3	16	5.3	12	0
Ted Ginn Jr.	2	11	5.5	6	0
Demetrius Harris	1	6	6.0	6	0
Cordarrelle Patterson	1	0	0.0	0	0
TOTAL	26	249	9.6	33	1

TOP DEFENSE

	TOT	SOLO	AST	SCK	YDS	INT
Roquan Smith	13	11	2	0.0	0.0	0
Tashaun Gipson Sr.	9	8	1	0.0	0.0	0
Akiem Hicks	6	3	3	0.0	0.0	0

FIELD GOALS

	FGA/FGM	PERCENT	RESULTS
Cairo Santos	1-1	100.0	(27)
TOTAL	1-1	100.0	

TEAM STATISTICS

	COLTS	BEARS
First Downs	18	16
3rd Down Eff. (Made/Att/Pct)	8/19/42%	4/14/29%
4th Down Eff. (Made/Att/Pct)	1/2/50%	0/0/0%
Total Net Yards	289	269
Total Plays	68	59
Yards Per Play	4.3	4.6
Rushes/Net Yards	38/103	16/28
Net Passing	186	241
Pass Attempts/Completions	29/16	42/26
Had Intercepted	0	1
Sacked/Yards Lost	1/4	1/8
Punts/Average	5/50.4	7/44.7
Penalties/Yards	8/76	8/103
Fumbles/Lost	0/0	0/0
Possession Time	32:28	27:32





19

WEEK 5

Tampa Bay Buccaneers 19, Chicago Bears 20
 @ Soldier Field Oct 8, 2020



20

Tampa Bay Buccaneers	10	3	3	3	-	19
Chicago Bears	0	14	0	6	-	20

SCORING DRIVES

TEAM	QTR	TIME	SCORING PLAY	TB	CHI
Buccaneers	1	09:48	R.Succop 39 yd. Field Goal (11-54, 5:12)	3	0
Buccaneers	1	00:56	M.Evans 2 yd. pass from T.Brady (R.Succop kick) (5-50, 2:31)	10	0
Buccaneers	2	07:03	R.Succop 35 yd. Field Goal (13-73, 6:56)	13	0
Bears	2	01:48	D.Montgomery 3 yd. run (C.Santos kick) (10-75, 5:15)	13	7
Bears	2	00:36	J.Graham 12 yd. pass from N.Foles (C.Santos kick) (4-27, 0:55)	13	14
Buccaneers	3	09:04	R.Succop 46 yd. Field Goal (5-40, 3:11)	16	14
Bears	4	10:34	C.Santos 47 yd. Field Goal (12-59, 7:13)	16	17
Buccaneers	4	04:49	R.Succop 25 yd. Field Goal (10-66, 5:45)	19	17
Bears	4	01:13	C.Santos 38 yd. Field Goal (9-32, 1:08)	19	20

TAMPA BAY BUCCANEERS

PASSING	ATT	CP	YDS	SK	YD	TD	LG	INT	RTG
Tom Brady	41	25	253	3/20	1	35	0	86.7	
TOTAL	41	25	253	3/20	1	35	0	86.7	

RUSHING	ATT	YDS	AVG	LG	TD
Ronald Jones II	17	106	6.2	37	0
Tom Brady	3	0	0.0	1	0
TOTAL	20	106	5.3	37	0

RECEIVING	NO	YDS	AVG	LG	TD
Cameron Brate	5	44	8.8	20	0
Mike Evans	5	41	8.2	14	1
Tyler Johnson	4	61	15.3	35	0
Rob Gronkowski	3	52	17.3	23	0
Ronald Jones II	3	19	6.3	9	0
Jaydon Mickens	2	22	11.0	11	0
Ke'Shawn Vaughn	2	5	2.5	4	0
Tanner Hudson	1	9	9.0	9	0
TOTAL	25	253	10.1	35	1

TOP DEFENSE	TOT	SOLO	AST	SCK	YDS	INT
Carlton Davis III	7	7	0	0.0	0.0	1
Jordan Whitehead	6	2	4	0.0	0.0	0
Sean Murphy-Bunting	6	5	1	0.0	0.0	0

FIELD GOALS	FGA/FGM	PERCENT	RESULTS
Ryan Succop	4-4	100.0	(39, 35, 46, 25)
TOTAL	4-4	100.0	

CHICAGO BEARS

PASSING	ATT	CP	YDS	SK	YD	TD	LG	INT	RTG
Nick Foles	42	30	243	3/35	1	25	1	83.7	
TOTAL	42	30	243	3/35	1	25	1	83.7	

RUSHING	ATT	YDS	AVG	LG	TD
David Montgomery	10	29	2.9	7	1
Cordarrelle Patterson	3	7	2.3	3	0
Nick Foles	1	-1	-1.0	-1	0
TOTAL	14	35	2.5	7	1

RECEIVING	NO	YDS	AVG	LG	TD
Allen Robinson II	10	90	9.0	24	0
David Montgomery	7	30	4.3	17	0
Anthony Miller	4	28	7.0	10	0
Cordarrelle Patterson	3	38	12.7	25	0
Jimmy Graham	3	33	11.0	13	1
Darnell Mooney	2	15	7.5	10	0
Demetrius Harris	1	9	9.0	9	0
TOTAL	30	243	8.1	25	1

TOP DEFENSE	TOT	SOLO	AST	SCK	YDS	INT
Danny Trevathan	8	7	1	0.0	0.0	0
Roquan Smith	7	6	1	0.0	0.0	0
Kyle Fuller	6	6	0	0.0	0.0	0

FIELD GOALS	FGA/FGM	PERCENT	RESULTS
Cairo Santos	2-2	100.0	(47, 38)
TOTAL	2-2	100.0	



TEAM STATISTICS

	BUCCANEERS	BEARS
First Downs	18	18
3rd Down Eff. (Made/Att/Pct)	4/14/29%	3/10/30%
4th Down Eff. (Made/Att/Pct)	1/2/50%	0/0/0%
Total Net Yards	339	243
Total Plays	64	59
Yards Per Play	5.3	4.1
Rushes/Net Yards	20/106	14/35
Net Passing	233	208
Pass Attempts/Completions	41/25	42/30
Had Intercepted	0	1
Sacked/Yards Lost	3/20	3/35
Punts/Average	3/46.7	5/45.6
Penalties/Yards	11/109	6/66
Fumbles/Lost	2/1	1/0
Possession Time	31:32	28:28



23

WEEK 6

 Chicago Bears 23, Carolina Panthers 16
 5,240  Bank of America Stadium  Oct 18, 2020


16

Chicago Bears	7	6	7	3	-	23
Carolina Panthers	3	3	0	10	-	16

SCORING DRIVES

TEAM	QTR	TIME	SCORING PLAY	CHI	CAR
Bears	1	11:40	C.Kmet 9 yd. pass from N.Foles (C.Santos kick) (3-7, 1:36)	7	0
Panthers	1	05:07	J.Slye 21 yd. Field Goal (14-72, 6:33)		3
Bears	2	08:09	C.Santos 31 yd. Field Goal (11-48, 5:58)	10	3
Panthers	2	02:00	J.Slye 20 yd. Field Goal (13-73, 6:09)		6
Bears	2	00:02	C.Santos 55 yd. Field Goal (9-38, 1:58)	13	6
Bears	3	01:44	N.Foles 1 yd. run (C.Santos kick) (10-56, 4:29)	20	6
Panthers	4	13:11	M.Davis 1 yd. run (J.Slye kick) (9-75, 3:33)		20
Bears	4	09:19	C.Santos 31 yd. Field Goal (10-62, 3:52)	23	13
Panthers	4	07:46	J.Slye 48 yd. Field Goal (5-35, 1:33)		16

CHICAGO BEARS

PASSING	ATT	CP	YDS	SK/YD	TD	LG	INT	RTG
Nick Foles	39	23	198	0/0	1	23	1	70.2
TOTAL	39	23	198	0/0	1	23	1	70.2

RUSHING	ATT	YDS	AVG	LG	TD
David Montgomery	19	58	3.1	12	0
Nick Foles	5	4	0.8	7	1
Cordarrelle Patterson	1	1	1.0	1	0
TOTAL	25	63	2.5	12	1

RECEIVING	NO	YDS	AVG	LG	TD
Allen Robinson II	5	53	10.6	23	0
Jimmy Graham	5	34	6.8	10	0
David Montgomery	4	39	9.8	13	0
Darnell Mooney	3	36	12.0	18	0
Anthony Miller	3	8	2.7	4	0
Cole Kmet	2	20	10.0	11	1
Cordarrelle Patterson	1	8	8.0	8	0
TOTAL	23	198	8.6	23	1

TOP DEFENSE	TOT	SOLO	AST	SCK	YDS	INT
Roquan Smith	12	7	5	0.0	0.0	0
Danny Trevathan	10	6	4	0.0	0.0	0
Tashaun Gipson Sr.	6	2	4	0.0	0.0	1

FIELD GOALS	FGA/FGM	PERCENT	RESULTS
Cairo Santos	3-3	100.0	(31, 55, 31)
TOTAL	3-3	100.0	

CAROLINA PANTHERS

PASSING	ATT	CP	YDS	SK/YD	TD	LG	INT	RTG
Teddy Bridgewater	29	16	216	4/25	0	39	2	50.4
TOTAL	29	16	216	4/25	0	39	2	50.4

RUSHING	ATT	YDS	AVG	LG	TD
Mike Davis	18	52	2.9	12	1
Teddy Bridgewater	8	48	6.0	11	0
Trenton Cannon	3	12	4.0	10	0
TOTAL	29	112	3.9	12	1

RECEIVING	NO	YDS	AVG	LG	TD
DJ Moore	5	93	18.6	38	0
Robby Anderson	4	77	19.3	39	0
Trenton Cannon	2	15	7.5	19	0
Mike Davis	2	3	1.5	2	0
Keith Kirkwood	1	13	13.0	13	0
Ian Thomas	1	9	9.0	9	0
Chris Manhertz	1	6	6.0	6	0
TOTAL	16	216	13.5	39	0

TOP DEFENSE	TOT	SOLO	AST	SCK	YDS	INT
Tre Boston	8	5	3	0.0	0.0	0
Shaq Thompson	6	4	2	0.0	0.0	0
Jeremy Chinn	5	4	1	0.0	0.0	1

FIELD GOALS	FGA/FGM	PERCENT	RESULTS
Joey Slye	4-3	75.0	(21, 20) 54WR (48)
TOTAL	4-3	75.0	

TEAM STATISTICS

	BEARS	PANTHERS
First Downs	22	23
3rd Down Eff. (Made/Att/Pct)	7/14/50%	3/13/23%
4th Down Eff. (Made/Att/Pct)	0/0/0%	1/2/50%
Total Net Yards	261	303
Total Plays	64	62
Yards Per Play	4.1	4.9
Rushes/Net Yards	25/63	29/112
Net Passing	198	191
Pass Attempts/Completions	39/23	29/16
Had Intercepted	1	2
Sacked/Yards Lost	0/0	4/25
Punts/Average	4/44.3	1/49.0
Penalties/Yards	10/92	8/69
Fumbles/Lost	1/0	1/1
Possession Time	28:54	31:06



10

WEEK 7

Chicago Bears 10, Los Angeles Rams 24
 0 SoFi Stadium Oct 26, 2020



24

Chicago Bears	0	3	0	7	-	10
Los Angeles Rams	7	3	14	0	-	24

SCORING DRIVES

TEAM	QTR	TIME	SCORING PLAY	CHI	LAR
Rams	1	03:57	J.Reynolds 4 yd. pass from J.Goff (S.Sloman kick) (7-52, 2:38)	0	7
Bears	2	14:13	C.Santos 42 yd. Field Goal (8-58, 4:44)	3	7
Rams	2	04:55	S.Sloman 22 yd. Field Goal (6-58, 3:10)	3	10
Rams	3	08:06	M.Brown 1 yd. run (S.Sloman kick) (7-55, 2:21)	3	17
Rams	3	01:34	G.Everett 12 yd. pass from J.Goff (S.Sloman kick) (8-80, 3:33)	3	24
Bears	4	07:30	E.Jackson 8 yd. fumble return (C.Santos kick)	10	24

CHICAGO BEARS

PASSING	ATT	CP	YDS	SK	YD/TD	LG	INT	RTG
Nick Foles	40	28	261	4/31	0	42	2	66.8
TOTAL	40	28	261	4/31	0	42	2	66.8

RUSHING	ATT	YDS	AVG	LG	TD
David Montgomery	14	48	3.4	11	0
Cordarrelle Patterson	3	1	0.3	2	0
TOTAL	17	49	2.9	11	0

RECEIVING	NO	YDS	AVG	LG	TD
Jimmy Graham	5	31	6.2	14	0
David Montgomery	5	21	4.2	7	0
Allen Robinson II	4	70	17.5	42	0
Darnell Mooney	3	40	13.3	19	0
Anthony Miller	3	20	6.7	8	0
Cordarrelle Patterson	3	11	3.7	7	0
Cole Kmet	2	45	22.5	38	0
Demetrius Harris	2	15	7.5	9	0
Javon Wims	1	8	8.0	8	0
TOTAL	28	261	9.3	42	0

TOP DEFENSE	TOT	SOLO	AST	SCK	YDS	INT
Eddie Jackson	9	8	1	0.0	0.0	0
Roquan Smith	8	7	1	0.0	0.0	0
Buster Skrine	7	5	2	0.0	0.0	0

FIELD GOALS	FGA/FGM	PERCENT	RESULTS
Cairo Santos	1-1	100.0	(42)
TOTAL	1-1	100.0	

LOS ANGELES RAMS

PASSING	ATT	CP	YDS	SK	YD/TD	LG	INT	RTG
Jared Goff	33	23	220	1/9	2	34	0	108.1
TOTAL	33	23	220	1/9	2	34	0	108.1

RUSHING	ATT	YDS	AVG	LG	TD
Darrell Henderson Jr.	15	63	4.2	11	0
Malcolm Brown	10	57	5.7	13	1
Robert Woods	4	23	5.8	25	0
Cooper Kupp	1	16	16.0	16	0
Jared Goff	4	1	0.3	6	0
TOTAL	34	160	4.7	25	1

RECEIVING	NO	YDS	AVG	LG	TD
Cooper Kupp	6	43	7.2	13	0
Josh Reynolds	4	52	13.0	21	1
Gerald Everett	4	28	7.0	16	1
Johnny Mundt	3	48	16.0	34	0
Robert Woods	3	22	7.3	13	0
Darrell Henderson Jr.	2	13	6.5	11	0
Van Jefferson	1	14	14.0	14	0
TOTAL	23	220	9.6	34	2

TOP DEFENSE	TOT	SOLO	AST	SCK	YDS	INT
Micah Kiser	8	3	5	0.0	0.0	0
Michael Brockers	7	3	4	0.0	0.0	0
Taylor Rapp	7	2	5	0.0	0.0	1

FIELD GOALS	FGA/FGM	PERCENT	RESULTS
Sam Sloman	2-1	50.0	(22) 48B
TOTAL	2-1	50.0	

TEAM STATISTICS

	BEARS	RAMS
First Downs	14	24
3rd Down Eff. (Made/Att/Pct)	4/14/29%	4/13/31%
4th Down Eff. (Made/Att/Pct)	1/4/25%	0/0/0%
Total Net Yards	279	371
Total Plays	61	68
Yards Per Play	4.6	5.5
Rushes/Net Yards	17/49	34/160
Net Passing	230	211
Pass Attempts/Completions	40/28	33/23
Had Intercepted	2	0
Sacked/Yards Lost	4/31	1/9
Punts/Average	5/47.6	5/44.2
Penalties/Yards	6/46	4/46
Fumbles/Lost	0/0	2/1
Possession Time	27:25	32:35




ALEX
BARS
64
Ht: 6-5
DOB: 9/8/95 (25)
Bears Season: 2
Acquired: UDFA-19

Wt: 316
College: Notre Dame
NFL Season: 2

OFFENSIVE LINEMAN
PRO CAREER:

- In his second NFL season; spent his rookie season on the practice squad before being promoted to the active roster Oct. 15

2020 SEASON (Bears):

- Has played in every game as a reserve along the offensive line and on special teams
- Saw extended time at left guard in Week 5 vs. Tampa Bay in place of the injured James Daniels

2019 SEASON (Bears):

- Appeared in five games as a rookie; spent Weeks 1-6 on practice squad and inactive for Weeks 7-12
- Signed to active roster Oct. 15; made NFL debut in Week 13 at Detroit

KEY TRANSACTIONS:

- **10/15/2019:** Promoted to active roster from the practice squad
- **09/01/2019:** Signed to Bears practice squad
- **05/02/2019:** Signed by Bears (UDFA); released (8/31/19)

COLLEGE:

- Appeared in 36 games (32 starts) for Notre Dame, making starts at right tackle, right guard and left guard over his career
- 2018: Sporting News First-Team All-American
- 2017: Started all 13 games at right guard; part of the offensive line that paved the way for the seventh-ranked rushing offense in the FBS (269.3 rush yards/game)
- 2016: Started all 12 games at right tackle; part of the offensive line that paved the way for 417.6 total yards per game
- 2015: Appeared in six games and made two starts at left guard in place of an injured Quenton Nelson before an ankle injury suffered against rival USC ended his season

PERSONAL:


- Played at Montgomery Bell High School in Nashville, Tennessee
- Second-team offensive lineman on USA Today All-USA prep All-America squad for 2013

ALEX BARS' NFL REGULAR SEASON STATISTICS

DATE	TEAM	GP	GS
2019	Bears	5	0
2020	Bears	7	0
NFL TOTALS		12	0

2020 GAME-BY-GAME REGULAR SEASON STATISTICS (BEARS)

DATE	OPPONENT	P/S	W/L	SCORE
09/13	at Lions	P	W	27-23
09/20	Giants	P	W	17-13
09/27	at Falcons	P	W	30-26
10/04	Colts	P	L	11-19
10/08	Buccaneers	P	W	20-19
10/18	at Panthers	P	W	23-16
10/26	at Rams	P	L	10-24
2020 TOTALS			5-2	


**DEON
BUSH**
26
Ht: 6-0
DOB: 8/14/93 (27)
Bears Season: 5
Acquired: D4b-16

Wt: 196
College: Miami (FL)
NFL Season: 5

DEFENSIVE BACK
PRO CAREER:

- In his fifth NFL season in 2020; has appeared in 59 games with eight starts for the Bears
- Owens 37 tackles, 1 INT, 1.0 sack, 4 PDs and 10 special teams tackles

2020 SEASON (Bears):

- Recorded his first career interception in the Week 2 win over the Giants, stepping in front of a Daniel Jones pass and returning it 10 yards
- Inactive for Weeks 5-6 with a hamstring injury

2019 SEASON (Bears):

- Appeared in 15 games as a reserve, recording six tackles, two pass defenses and three special teams tackles

2018 SEASON (Bears):

- Appeared in 15 games (2 starts), recording six tackles, one sack, one TFL and one forced fumble
- Made three tackles in Wild Card playoff game vs. Philadelphia (1/6/19)

2017 SEASON (Bears):

- Appeared in 13 games as a reserve, recording three tackles and three special teams tackles

2016 SEASON (Bears):

- Played in 11 games, starting six (Games 10-15), recording 22 tackles and, one pass breakup and one special teams tackle

TRANSACTIONS:

- 03/20/2020:** Signed/UFA (one-year contract through 2020)
- 05/09/2016:** Signed/draft choice with Bears (four-year contract through 2019)

COLLEGE:

- Three-time All-ACC honoree (2013-15) who started 32-of-45 career games in four seasons (2012-15) with Miami
- Totalled 168 tackles, 10 TFLs, 5.0 sacks, 9 FF, 3 FR, 13 PBUs and 4 INTs; started 12-of-13 games in 2015

PERSONAL:

- As a senior out of Columbus H.S. (Miami, Fla.) made 40 stops and had 7 interceptions

DEON BUSH'S NFL REGULAR SEASON DEFENSIVE STATISTICS

DATE	TEAM	GP	TACKLES										INTERCEPTIONS				O. FUMB			ST			MISC			
			GS	TK	S	A	TFL	YDS	SK	YDS	QBH	NO	YDS	LG	TD	PD	FF	FR	YDS	TK	S	A	FF	FR	S	A
2016	Bears	11	6	21	16	5	0	0	0.0	0.0	0	0	0	0	0	1	0	0	0	1	1	0	0	0	0	0
2017	Bears	13	0	3	1	2	0	0	0.0	0.0	0	0	0	0	0	0	0	0	0	3	3	0	0	0	0	0
2018	Bears	15	2	6	6	0	1	7	1.0	7.0	1	0	0	0	0	1	0	0	2	2	0	0	0	0	0	0
2019	Bears	15	0	6	6	0	0	0	0.0	0.0	0	0	0	0	2	0	0	0	2	2	0	0	0	0	0	0
2020	Bears	5	0	1	1	0	0	0	0.0	0.0	0	1	10	10	0	1	0	0	2	2	0	0	0	0	0	0
NFL TOTALS		59	8	37	30	7	1	7	1.0	7.0	1	1	10	10	0	4	1	0	10	10	0	0	0	0	0	0

DEON BUSH'S NFL POSTSEASON DEFENSIVE STATISTICS

DATE	TEAM	GP	TACKLES										INTERCEPTIONS				O. FUMB			ST			MISC			
			GS	TK	S	A	TFL	YDS	SK	YDS	QBH	NO	YDS	LG	TD	PD	FF	FR	YDS	TK	S	A	FF	FR	S	A
2018	Bears	1	1	3	3	0	0	0	0.0	0.0	0	0	0	0	0	0	0	0	0	0	0	0	0	0	0	0
NFL TOTALS		1	1	3	3	0	0	0	0.0	0.0	0	0	0	0	0	0	0	0	0	0	0	0	0	0	0	0

SINGLE-GAME HIGHS: DEFENSIVE
Total Tackles

7 at New York Giants, Nov 20, 2016

Sacks

1.0 at Detroit Lions, Nov 22, 2018

Passes Defensed

 1 vs. New York Giants, Sep 20, 2020
 ...3 more at 1.

Forced Fumbles

1 at San Francisco 49ers, Dec 23, 2018

Tackles For Loss
Interceptions
Interception Return Yards
Special Teams Tackles

1 at Detroit Lions, Nov 22, 2018

1 vs. New York Giants, Sep 20, 2020

10 vs. New York Giants, Sep 20, 2020

1 at Los Angeles Rams, Oct 26, 2020

...9 more at 1.

SINGLE-GAME HIGHS - POSTSEASON: DEFENSIVE
Total Tackles

3 vs. Philadelphia Eagles, Jan 06, 2019

2020 GAME-BY-GAME REGULAR SEASON STATISTICS (BEARS)

DATE	OPPONENT	P/S	TACKLES							INTERCEPTIONS				O. FUMB			ST			MISC		SCORE					
			TK	S	A	SK	YDS	TFL	YDS	QBH	NO	YDS	LG	TD	PD	FF	FR	YDS	TK	S	A		FF	FR	S	A	W/L
09/13	at Lions	P	0	0	0	0.0	0.0	0	0	0	0	0	0	0	0	0	0	0	0	0	0	0	0	0	0	W	27-23
09/20	Giants	P	1	1	0	0.0	0.0	0	0	0	0	1	10	10	0	1	0	0	0	0	0	0	0	0	0	W	17-13
09/27	at Falcons	P	0	0	0	0.0	0.0	0	0	0	0	0	0	0	0	0	0	0	0	1	1	0	0	0	0	W	30-26
10/04	Colts	P	0	0	0	0.0	0.0	0	0	0	0	0	0	0	0	0	0	0	0	0	0	0	0	0	0	L	11-19
10/08	Buccaneers																									W	20-19
10/18	at Panthers																									W	23-16
10/26	at Rams	P	0	0	0	0.0	0.0	0	0	0	0	0	0	0	0	0	0	0	0	1	1	0	0	0	0	L	10-24
2020 TOTALS		5-0	1	1	0	0.0	0.0	0	0	0	0	1	10	10	0	1	0	0	0	2	2	0	0	0	0	0	5-2


RASHAAD
COWARD
69
Ht: 6-5
DOB: 11/6/94 (25)
Bears Season: 3
Acquired: UDFA-17

Wt: 319
College: Old Dominion
NFL Season: 3

OFFENSIVE LINEMAN
PRO CAREER:

- Has played in 21 career games with 12 starts, 10 coming last season at right guard after starter Kyle Long was placed on IR; also has two starts at left guard
- Appeared in one game as a rookie as a defensive lineman in 2017 after being called up from the practice squad
- Made the transition from defensive line to offensive line during the 2018 offseason

2020 SEASON (Bears):

- Has appeared in every game this season primarily on special teams
- Received his first start of the season at LG in Week 6 in place of the injured James Daniels; has started the last two games at LG

2019 SEASON (Bears):

- Appeared in 13 games with 10 starts at right guard; inactive for Weeks 1-2 and 17

2018 SEASON (Bears):

- Inactive for all 16 games and Wild Card playoff game

2017 SEASON (Bears):

- Spent time on the Chicago's practice squad before being called up to the active roster Dec. 9

TRANSACTIONS:

- 04/05/2019:** Re-signed/exclusive FA (one-year tender through 2019)
- 12/09/2017:** Promoted to active roster from the practice squad
- 09/03/2017:** Signed to Bears practice squad
- 09/02/2017:** Released by Bears
- 05/11/2017:** Signed by Bears (UDFA)

COLLEGE:

- Team captain; appeared in 47 games, totaling 136 tackles, 14.5 tackles for a loss, 3.5 sacks, two fumble recoveries and one pass breakup in four seasons (2013-16) at Old Dominion
- Started all 13 games at defensive tackle as a senior; finished fourth on the team with 50 tackles and added 7.5 tackles for a loss and 1.5 sacks
- Also scored a touchdown on a seven-yard fumble recovery

PERSONAL:

- Attended Sheepshead Bay High School in Brooklyn, N.Y.

RASHAAD COWARD'S NFL REGULAR SEASON STATISTICS

DATE	TEAM	GP	GS
2017	Bears	1	0
2018	Bears	0	0
2019	Bears	13	10
2020	Bears	7	2
NFL TOTALS		21	12

RASHAAD COWARD'S NFL POSTSEASON STATISTICS

DATE	TEAM	GP	GS
2018	Bears	0	0
NFL TOTALS		0	0

2020 GAME-BY-GAME REGULAR SEASON STATISTICS (BEARS)

DATE	OPPONENT	P/S	W/L	SCORE
09/13	at Lions	P	W	27-23
09/20	Giants	P	W	17-13
09/27	at Falcons	P	W	30-26
10/04	Colts	P	L	11-19
10/08	Buccaneers	P	W	20-19
10/18	at Panthers	S	W	23-16
10/26	at Rams	S	L	10-24
2020 TOTALS		7-2	5-2	



MARIO EDWARDS JR.

97

Ht: 6-3
DOB: 1/25/94 (26)
Bears Season: 1
Acquired: UFA-20 (NO)

Wt: 280
College: Florida State
NFL Season: 6

DEFENSIVE END

PRO CAREER:

- In his first season with the Bears, the sixth-year pro has totaled 11.5 sacks in his stops with Oakland, New York Giants and New Orleans
- Has played in 65 games with 24 starts; also has 26 QBH, 15 TFL and 5 FF to his credit
- Also has played in two postseason games; one with Oakland in 2016 and the other last season with New Orleans

HONORS:

- **2015:** NFL.com All-Rookie team (Gil Brandt); Pepsi NFL Rookie of the Week (Week 10)

2020 SEASON (Bears):

- Inactive for Week 1
- Recorded his first sack of the season in Week 6 at Carolina; also had two tackles
- Posted a career-high two TFL in the Week 7 at the Rams

2019 SEASON (Saints):

- Played in 14 games for New Orleans totaling 3.0 sacks and one forced fumble
- Had his first sack at Carolina in Week 12 where he also had one QBH and a FF
- Notched his second sack of the season vs. SF in Week 14 and his third in Week 17 at Carolina

2018 SEASON (Giants):

- Played in 15 games for the Giants recording 2.0 sacks and one forced fumble

2017 SEASON (Raiders):

- Recorded a career-high 3.5 sacks and four tackles for loss
- Played and started in 14 games

2016 SEASON (Raiders):

- Missed a majority of the season with a hip injury
- Played in two games towards end of season, and logged one tackle

2015 SEASON (Raiders):

- Logged a career best 33 tackles as a rookie
- Also had 2.0 sacks, starting 10 games and playing in 14

TRANSACTIONS:

- **09/08/2020:** Signed by the Chicago Bears
- **09/05/2020:** Cut by the New Orleans Saints
- **03/15/2019:** Signed/unrestricted free agent with the New Orleans Saints (Two-year contract through 2020)
- **09/02/2018:** Acquired on waivers by the New York Giants
- **09/01/2018:** Cut by the Oakland Raiders
- **06/19/2015:** Signed/draft choice with Oakland Raiders (Four-year contract through 2018)

COLLEGE:

- Played three years at Florida State from 2012-14; appeared in 36 games with 26 starts, primarily at defensive end
- Totaled 89 tackles, 23 tackles for loss, eight sacks, seven passes defensed, three forced fumbles and two fumble recoveries in his collegiate career
- Started all 13 games as a junior, totaling three sacks and 11 tackles for loss helping Florida State win the National Championship
- Named All-ACC First Team (2014) by the coaches and media; earned Sports Illustrated second-team All-American in 2014
- BCS National Champion (2014)

PERSONAL:

- Attended two different high schools in Denton, Texas and was the near-consensus top rated prospect in the nation
- Was a three-sport star athlete in football, baseball and track at Prosper High School, starting at defensive end for the state champion Eagles
- Named the Texas Class 4A Defensive Player of the Year by the Associated Press in 2011
- Named the USA Today High School Defensive Player of the Year
- One of just four players given a perfect 100 rating by 247Sports, being named their 2012 Defensive Player of the Year
- Listed as No. 1 prospect by ESPN, Scout and 247Sports and No. 3 by Rivals.com
- His Father, Mario Edwards Sr., was also a former Florida State player and played five NFL seasons in the NFL as a CB, with the Dallas Cowboys (2000-03) and Tampa Bay Buccaneers (2004)

MARIO EDWARDS JR.'S NFL REGULAR SEASON DEFENSIVE STATISTICS

DATE	TEAM	GP	TACKLES								INTERCEPTIONS					O. FUMB			ST			MISC					
			GS	TK	S	A	TFL	YDS	SK	YDS	QBH	NO	YDS	LG	TD	PD	FF	FR	YDS	TK	S	A	FF	FR	S	A	
2015	Raiders	14	10	42	33	9	3	10	2.0	10.0	6	0	0	0	2	3	0	0	0	0	0	0	0	0	0	0	
2016	Raiders	2	0	2	1	1	0	0	0.0	0.0	0	0	0	0	0	0	0	0	0	0	0	0	0	0	0		
2017	Raiders	14	14	27	19	8	4	12	3.5	14.5	9	0	0	0	0	0	0	0	0	0	0	0	0	0	0		
2018	Giants	15	0	14	12	2	3	17	2.0	17.0	5	0	0	0	0	1	0	0	0	0	0	0	0	0	0		
Went from N.Y. Giants to Oakland.																											
2018	Raiders	0	0	0	0	0	0	0	0.0	0.0	0	0	0	0	0	0	0	0	0	0	0	0	0	0	0	0	
2018	TOTAL	15	0	14	12	2	3	17	2.0	17.0	5	0	0	0	0	1	0	0	0	0	0	0	0	0	0	0	
2019	Saints	14	0	8	6	2	2	14	3.0	22.0	3	0	0	0	0	1	0	0	0	0	0	0	0	0	0	0	
2020	Bears	6	0	5	4	1	3	6	1.0	3.0	3	0	0	0	0	0	0	0	0	0	0	0	0	0	0	0	
NFL TOTALS		65	24	98	75	23	15	59	11.5	66.5	26	0	0	0	2	5	0	0	0	0	0	0	0	0	0	0	

MARIO EDWARDS JR.'S NFL POSTSEASON DEFENSIVE STATISTICS

DATE	TEAM	GP	TACKLES								INTERCEPTIONS					O. FUMB			ST			MISC				
			GS	TK	S	A	TFL	YDS	SK	YDS	QBH	NO	YDS	LG	TD	PD	FF	FR	YDS	TK	S	A	FF	FR	S	A
2016	Raiders	1	1	3	3	0	0	0	0.0	0.0	0	0	0	0	0	0	0	0	0	0	0	0	0	0	0	0
2019	Saints	1	0	2	1	1	1	2	0.0	0.0	0	0	0	0	0	0	0	0	0	0	0	0	0	0	0	0
NFL TOTALS		2	1	5	4	1	1	2	0.0	0.0	0	0	0	0	0	0	0	0	0	0	0	0	0	0	0	0

SINGLE-GAME HIGHS: DEFENSIVE

Total Tackles 11 vs. Minnesota Vikings, Nov 15, 2015
Sacks 1.5 vs. New York Jets, Sep 17, 2017
Passes Defensed 1 at Denver Broncos, Dec 13, 2015
 ...1 more at 1.

Forced Fumbles 1 vs. Carolina Panthers, Nov 24, 2019
 ...4 more at 1.
Tackles For Loss 2 at Los Angeles Rams, Oct 26, 2020
 ...1 more at 2.

SINGLE-GAME HIGHS - POSTSEASON: DEFENSIVE

Total Tackles 3 at Houston Texans, Jan 07, 2017

Tackles For Loss 1 vs. Minnesota Vikings, Jan 05, 2020

2020 GAME-BY-GAME REGULAR SEASON STATISTICS (BEARS)

DATE	OPPONENT	P/S	TACKLES								INTERCEPTIONS					O. FUMB			ST			MISC		W/L	SCORE			
			TK	S	A	SK	YDS	TFL	YDS	QBH	NO	YDS	LG	TD	PD	FF	FR	YDS	TK	S	A	FF	FR			S	A	
09/13	at Lions		ON INACTIVE LIST																							W	27-23	
09/20	Giants	P	0	0	0	0.0	0.0	0	0	0	0	0	0	0	0	0	0	0	0	0	0	0	0	0	0	0	W	17-13
09/27	at Falcons	P	0	0	0	0.0	0.0	0	0	0	0	0	0	0	0	0	0	0	0	0	0	0	0	0	0	0	W	30-26
10/04	Colts	P	0	0	0	0.0	0.0	0	0	0	0	0	0	0	0	0	0	0	0	0	0	0	0	0	0	L	11-19	
10/08	Buccaneers	P	0	0	0	0.0	0.0	0	0	1	0	0	0	0	0	0	0	0	0	0	0	0	0	0	0	0	W	20-19
10/18	at Panthers	P	2	1	1	1.0	3.0	1	3	1	0	0	0	0	0	0	0	0	0	0	0	0	0	0	0	0	W	23-16
10/26	at Rams	P	3	3	0	0.0	0.0	2	3	1	0	0	0	0	0	0	0	0	0	0	0	0	0	0	0	L	10-24	
2020 TOTALS		6-0	5	4	1	1.0	3.0	3	6	3	0	0	0	0	0	0	0	0	0	0	0	0	0	0	0	0	5-2	



NICK FOLES



Ht: 6-6
DOB: 1/20/89 (31)
Bears Season: 1
Acquired: TR-20 (JAX)

Wt: 253
College: Arizona
NFL Season: 9

QUARTERBACK



PRO CAREER:

- Ninth-year veteran QB, has played in 63 career regular season games with 52 starts, throwing for 13,040 yards, 77 TDs and 41 INTs; also has six postseason starts, throwing for 1,633 yards, 11 TDs and 5 INTs
- Has an overall record of 32-26 as a starter, which includes a 28-24 mark in the regular season and 4-2 in six postseason starts
- Named Super Bowl LII MVP after leading Philadelphia to its first Super Bowl championship in 2017
- En route to capturing the Lombardi Trophy in 2017, Foles recorded a 100-plus passer rating in all three playoff games, posting 971 yards, six TDs and an NFL single-postseason record 72.6 completion percentage, and the third-highest passer rating in a single postseason in league history (115.7)
- Is one of eight quarterbacks all-time to throw for an NFL-record seven touchdown passes in a single game (11/3/13 at OAK); the others include Sid Luckman (1943, Bears), Adrian Burk (1954, Eagles), George Blanda (1961, Houston Oilers), Y. A. Tittle (1962, Giants), Joe Kapp (1969, Vikings), Peyton Manning (2013, Broncos) and Drew Brees (2015, Saints)
- Owns the highest passer rating in Eagles franchise history (93.2) and the sixth-highest in NFL postseason history (98.8)

HONORS:

- **2018:** NFC Offensive Player of the Week (Week 16)
- **2017:** Super Bowl LII MVP; awarded the ESPY for "Best Championship Performance" in July 2018 following his postseason and Super Bowl success
- **2013:** Pro Bowl selection; NFC Offensive Player of the Month (November); NFC Offensive Player of the Week (Week 6, Week 9)

2020 SEASON (Bears):

- Saw his first action in relief in Week 3 at the Falcons; entered the game with 9:58 left in the third quarter and led the Bears back from a 26-10 deficit for the 30-26 win
- In that game, Foles completed 16 of 29 passes for 188 yards, three touchdowns and one interception; tossed a 28-yard game-winner to Anthony Miller with 1:53 remaining; also added a 37-yard touchdown to Allen Robinson II in the fourth quarter
- Threw for 249 yards on 26 of 42 passing in Week 4 against the Colts with one TD and one INT
- Completed 30 of 42 passes for 243 yards with one TD and one INT in a 20-19 win over the Buccaneers in Week 5
- Threw for a season-high 261 yards in Week 7 at the Rams

2019 SEASON (Jaguars):

- Started four games, completing 77 of 117 passes (65.8%) for 736 yards, three TDs, two INTs and a passer rating of 84.6
- Spent Weeks 2-9 on the reserve/injured list before being activated to the team's 53-man roster on Nov. 5, 2019
- Made his first start for the Jaguars at QB, throwing for 75 yards on 5 of 8 passing and one TD for a QB rating of 132.8 before leaving the game due to injury (shoulder) vs. Kansas City
- Completed 33 of 47 passes (70.2%) for 296 yards, two TDs and one INT for a passer rating of 92.2 at the Colts
- Completed 32 of 48 passes (66.7%) for 272 yards at the Titans

2018 SEASON (Eagles):

- Started the final five games of the regular season, posting a 4-1 record and leading the Eagles to a playoff berth; completed 141 of 195 passes for 1,413 yards and seven TDs
- Threw for 471 yards on 35 of 49 passing and recorded a season-high 120.4 passer rating vs. Houston
- Tied an NFL record shared by QBs Phillip Rivers and Ryan Tannehill for the most consecutive completions (25) vs. Washington; Foles and Rivers are the only QBs to do so in a single game
- Threw for 266 yards and two TDs in the Divisional round road win at Chicago; threw the game-winning touchdown to Golden Tate with :56 seconds remaining

2017 SEASON (Eagles):

- Started the final three games of the regular season, posting a 2-1 record, including a division-clinching road win at the Giants
- Recorded a 100-plus passer rating in all three playoff games, posting 971 yards, six TDs and the highest completion percentage in NFL single-postseason history (72.6), and the third-highest passer rating in league history (115.7)
- Became the third player in NFL history to record a postseason passing TD, rushing TD and receiving TD, joining QB Kordell Stewart (Steelers) and RB Freeman McNeil (Jets)
- Completed 24 of 38 passes for 237 yards and four TDs and zero INTs en route to a 115.8 passer rating at the Giants
- Clinched the NFC Championship title with a 352-yard performance, tallying three TDs and zero INTs vs. Minnesota
- Threw for 373 yards and three TDs, earning Super Bowl LII MVP honors in the win over the Patriots
- His 373 yards were the third-most among Super Bowl-winning QBs in league history
- Became the first QB to catch a TD in the Super Bowl when he caught a 1-yard pass from Trey Burton on fourth down, known as the "Philly Special," which garnered an ESPY for "Best Play"

2016 SEASON (Chiefs):

- Played in three games, starting one, throwing for 410 yards and three TDs

2015 SEASON (Rams):

- Started in all 11 games that he played, throwing for 2,052 yards and seven TDs
- Threw for 297 yards and one touchdown in a Week 1 win vs. Seattle
- Tossed a season-high three touchdowns in a Week 4 win at Arizona

2014 SEASON (Eagles):

- Posted a 6-2 record before suffering a broken collarbone and was placed on IR; threw for 325 yards and three TDs en route to a 114.4 passer rating vs. Washington

2013 SEASON (Eagles):

- Started the final 10 games of the season, posting an 8-2 record en route to his first Pro Bowl appearance
- Totaled 2,891 passing yards and recorded a 27-2 TD-INT ratio
- Posted passer ratings of 100-plus in eight of his 10 starts and set a team record with 233 consecutive passes without an INT
- Threw for 406 yards on 22 of 28 passing for a career-high seven TDs and zero INTs for a 158.2 passer rating at Oakland; became one of eight QBs in NFL history to throw seven TDs in a single game
- Set a career-high 84 percent completion percentage on 21 of 25 passing for 230 yards in a 54-11 victory vs. Chicago

2012 SEASON (Eagles):

- Started the final six games of the season, throwing for 1,699 yards and six TDs
- Tallied a season-high 381 yards, including the game-winning, 1-yard TD pass as time expired, at Tampa Bay

TRANSACTIONS:

- 03/31/2020:** Traded to Chicago (for 2020 compensatory 4th-round pick)
- 03/14/2019:** Signed by Jacksonville/UFA (four-year contract through 2022)
- 03/13/2017:** Signed by Philadelphia/UFA (two-year contract through 2018)
- 08/05/2016:** Signed by Kansas City (one-year contract through 2017)
- 07/27/2016:** Released by the Rams
- 08/08/2015:** Re-signed by the Rams (two-year extension through 2017)
- 03/10/2015:** Traded to Rams (for QB Sam Bradford and draft pick)
- 05/21/2012:** Signed by Eagles/draft choice (four-year contract through 2015)

COLLEGE:

- Began his collegiate career at Michigan State, where he appeared in one game before transferring to Arizona following the 2007 season
- Redshirted during his freshman season at Arizona in 2008
- Played in all 13 games during his redshirt sophomore season, starting the final 10 games with 2,486 passing yards and 19 TDs
- As a junior, led the Wildcats to a 7-1 start and finished the season with 3,191 yards and 20 TDs
- During his final season in Tucson, completed 387 of 560 passes of 4,334 yards and 28 TDs, ranking first in the Pac-12 and fifth among all NCAA Division I FBS QBs with an average of 352.58 yards per game
- Finished his career at UA as the school's all-time leader in attempts (1,369), completions (933), passing yards (10,011) & TDs (67)
- Graduated with a degree in communications

PERSONAL:

- He and his wife, Tori, have one daughter, Lily, a son, Duke, and one golden doodle, Henry
- Tori played volleyball at Arizona, where the couple met
- Co-hosts a podcast titled "Mission of Truth" with former Eagles teammate Chris Maragos
- Son of Melissa and Larry, who both are in the restaurant business; has two sisters, Lacey and Katie
- Authors, Believe It, which recounts his "journey of success, failure and overcoming the odds" and debuted at No. 5 on the New York Times' best-seller list for hardcover nonfiction; also appeared on the Publishers Weekly and USA Today best-seller lists; donated 100 percent of the book's profits to charity
- Attended Westlake (Texas) High School, where he set school records for passing yards (5,658) and TDs (56), breaking marks previously held by QB Drew Brees; was teammates with current Baltimore K Justin Tucker
- Also a three-year starter and two-time MVP of the school's basketball team, and was recruited by numerous Division I basketball programs

POSTSEASON COMPARISON: PASSING - NEW ORLEANS SAINTS

DATE	OPP	W/L	GP/GS	C	ATT	YDS.	AVG.	TD	LG	INT	SK	SKYD	RTG
1/4/14	PHI vs. NO	L	5	23	33	195	5.9	2	40	0	2	19	105.0
1/13/19	PHI @ NO	L	5	18	31	201	6.5	1	37	2	0	0	61.4
TOTALS	PHI	0/2	2/2	41	64	396	6.2	3	40	2	2	19	--

NICK FOLE'S NFL REGULAR SEASON PASSING/RUSHING STATISTICS

DATE	TEAM	PASSING													RUSHING				
		GP	GS	ATT.	CMP.	PCT.	YDS	AVG.	TD	INT.	LG	SK	LST	RATE	NO.	YDS.	AVG.	LG	TD
2012	Eagles	7	6	265	161	60.8	1,699	6.4	6	5	46	20	131	79.1	11	42	3.8	14	1
2013	Eagles	13	10	317	203	64.0	2,891	9.1	27	2	63t	28	173	119.2	57	221	3.9	21	3
2014	Eagles	8	8	311	186	59.8	2,163	7.0	13	10	68t	9	74	81.4	16	68	4.3	14	0
2015	Rams	11	11	337	190	56.4	2,052	6.1	7	10	68	14	98	69.0	17	20	1.2	10	1
2016	Chiefs	3	1	55	36	65.5	410	7.5	3	0	49	4	34	105.9	4	-4	-1.0	0	0
2017	Eagles	7	3	101	57	56.4	537	5.3	5	2	35	5	44	79.5	11	3	0.3	9	0
2018	Eagles	5	5	195	141	72.3	1,413	7.2	7	4	83t	9	47	96.0	9	17	1.9	4	0
2019	Jaguars	4	4	117	77	65.8	736	6.3	3	2	39	8	60	84.6	4	23	5.8	13	0
2020	Bears	5	4	192	123	64.1	1,139	5.9	6	6	42	8	74	77.6	11	-1	-0.1	7	1
TOTALS		63	52	1,890	1,174	62.1	13,040	6.9	77	41	83t	105	735	87.1	140	389	2.8	21	6

NICK FOLE'S NFL POSTSEASON PASSING/RUSHING STATISTICS

DATE	TEAM	PASSING													RUSHING				
		GP	GS	ATT.	CMP.	PCT.	YDS	AVG.	TD	INT.	LG	SK	LST	RATE	NO.	YDS.	AVG.	LG	TD
2013	Eagles	1	1	33	23	69.7	195	5.9	2	0	40	2	19	105.0	1	3	3.0	3	0
2016	Chiefs	0	0	0	0	0.0	0	0.0	0	0	0	0	0	0.0	0	0	0.0	0	0
2017	Eagles	3	3	106	77	72.6	971	9.2	6	1	55	2	14	115.7	5	-2	-0.4	1	0
2018	Eagles	2	2	71	43	60.6	467	6.6	3	4	37t	1	8	70.6	3	-1	-0.3	1t	1
TOTALS		6	6	210	143	68.1	1,633	7.8	11	5	55	5	41	98.8	9	0	0.0	3	1

SINGLE-GAME HIGHS: QUARTERBACK

Pass Attempts
Pass Completions
Yards Passing
TD Passes
Long Passes
Completion Percentage

62 at Arizona Cardinals, Oct 26, 2014
 36 at Arizona Cardinals, Oct 26, 2014
 471 vs. Houston Texans, Dec 23, 2018
 7 at Oakland Raiders, Nov 03, 2013
 83t vs. Houston Texans, Dec 23, 2018
 84.8 at Washington, Dec 30, 2018

Passer Rating
Rush Attempts

158.3 at Oakland Raiders, Nov 03, 2013
 9 vs. Arizona Cardinals, Dec 01, 2013
 ...1 more at 9.

Rushing Yards
Longest Runs
Rushing TDs

47 vs. Washington, Nov 17, 2013
 21 at Minnesota Vikings, Dec 15, 2013
 1 at Carolina Panthers, Oct 18, 2020
 ...5 more at 1.

SINGLE-GAME HIGHS - POSTSEASON: QUARTERBACK

Pass Attempts
Pass Completions
Yards Passing
TD Passes
Long Passes
Completion Percentage

43 at New England Patriots, Feb 04, 2018
 28 at New England Patriots, Feb 04, 2018
 373 at New England Patriots, Feb 04, 2018
 3 at New England Patriots, Feb 04, 2018
 ...1 more at 3.
 55 at New England Patriots, Feb 04, 2018
 78.8 vs. Minnesota Vikings, Jan 21, 2018

Passer Rating
Rush Attempts
Rushing Yards
Longest Runs
Rushing TDs

141.4 vs. Minnesota Vikings, Jan 21, 2018
 5 vs. Atlanta Falcons, Jan 13, 2018
 3 vs. New Orleans Saints, Jan 04, 2014
 3 vs. New Orleans Saints, Jan 04, 2014
 1 at New Orleans Saints, Jan 13, 2019

300-YARD PASSING GAMES (10): REGULAR SEASON

DATE	TEAM	NO.	YDS.	AVG.	LG	TD
12/09/12	at Buccaneers	32	381	11.9	39	2
12/23/12	WASHINGTON	32	345	10.8	38	1
11/03/13	at Raiders	22	406	18.5	63t	7
12/15/13	at Vikings	30	428	14.3	51	3
09/07/14	JAGUARS	27	322	11.9	68t	2
09/15/14	at Colts	21	331	15.8	57	1
09/21/14	WASHINGTON	27	325	12.0	50	3
10/26/14	at Cardinals	36	411	11.4	54t	2
09/16/18	at Buccaneers	35	334	9.5	50	1
12/23/18	TEXANS	35	471	13.5	83t	4

300-YARD PASSING GAMES (2): POSTSEASON

DATE	TEAM	NO.	YDS.	AVG.	LG	TD
01/21/18	VIKINGS	26	352	13.5	53t	3
02/04/18	at Patriots	28	373	13.3	55	3

2020 GAME-BY-GAME REGULAR SEASON STATISTICS (BEARS)

DATE	OPPONENT	P/S	PASSING													RUSHING				W/L	SCORE
			ATT	CMP	YDS	PCT	Y/A	Y/C	TD	INT	LG	SK/YD	RATE	ATT	YDS	LG	TD				
09/13	at Lions		DID NOT PLAY (NON-INJURY)																	W	27-23
09/20	Giants		DID NOT PLAY (NON-INJURY)																	W	17-13
09/27	at Falcons	P	29	16	188	55.2	6.5	11.8	3	1	37t	0/0	95.2	3	-3	-1	0	0	W	30-26	
10/04	Colts	S	42	26	249	61.9	5.9	9.6	1	1	33	1/8	76.4	2	-1	0	0	L	11-19		
10/08	Buccaneers	S	42	30	243	71.4	5.8	8.1	1	1	25	3/35	83.7	1	-1	-1	0	W	20-19		
10/18	at Panthers	S	39	23	198	59.0	5.1	8.6	1	1	23	0/0	70.2	5	4	7	1	W	23-16		
10/26	at Rams	S	40	28	261	70.0	6.5	9.3	0	2	42	4/31	66.8	0	0	0	0	L	10-24		
2020 TOTALS		5-4	192	123	1,139	64.1	5.9	9.3	6	6	42	8/74	77.6	11	-1	7	1	5-2			



KYLE FULLER

23

Ht: 5-11
DOB: 2/16/92 (28)
Bears Season: 6
Acquired: D1-14

Wt: 193
College: Virginia Tech
NFL Season: 6

DEFENSIVE BACK

00
 '18 '19

PRO CAREER:

- Two-time Pro Bowl selection (2018 and 2019 seasons)
- Has started 85-of-87 games (2014-20), producing 352 tackles, 19 INTs, 79 PDs and 4 forced fumbles
- Has 19 career interceptions since entering the league in 2014, tied for the most in the NFC
- Named to PFWA All-Rookie team following the 2014 season

HONORS/AWARDS:

- **2019:** Pro Bowl selection; ranked No. 95 on NFL's Top 100
- **2018:** Pro Bowl; *Associated Press*, *Sporting News* and PFWA All-Pro
- **2014:** NFL All-Rookie Team (PFWA, Gil Brandt), NFL Defensive Rookie of the Month (September), NFC Defensive Player of the Week (Week 2 at SF), NFL Rookie of the Week (Week 3 at NYJ), Brian Piccolo Award

2020 SEASON (Bears):

- Has started every game at corner; has 30 tackles on the season, 27 of those solo
- Came up with a clutch interception late in the fourth quarter in the win at Detroit, setting up Chicago's game-winning touchdown; also recorded four tackles in the victory
- Season-high two PDs in the win over the Giants in Week 2
- Forced a key fumble late in the second quarter against the Buccaneers in Week 5 that led to a Bears TD just before the half; also recorded a season-high six solo tackles

2019 SEASON (Bears):

- Named to his second-straight Pro Bowl
- Started 16 games for the third straight season
- Led the Bears with three interceptions, 12 passes defended and 72 solo tackles; his 82 total tackles were second on the team
- Recorded his first INT of the season in Week 2 at Denver late in the fourth quarter, then his second a week later at Washington on Monday Night Football; his third INT came in Week 8 at home against the Chargers when he intercepted Philip Rivers in the first quarter and returned it 29 yards inside the 5-yard line

2018 SEASON (Bears):

- Selected to his first Pro Bowl and named to *Associated Press* All-Pro team after tying for first in the NFL with seven interceptions
- Started all 16 games, recording 55 tackles and added 21 passes defended
- Picked off Brock Osweiler twice at Miami, becoming the first Bears player to record two interceptions in a game since he did it as a rookie in 2014
- Intercepted Matthew Stafford in the end zone late in the fourth quarter to seal the Thanksgiving Day victory at DET
- Recorded three tackles and one pass defense in Wild Card game vs. the Eagles

2017 SEASON (Bears):

- Enjoyed a breakout season, totaling 68 total tackles, two interceptions and 22 passes defended while starting all 16 games
- Was one of only two players in the NFL with at least 65 tackles and 20 passes defended during the regular season
- His two interceptions came in Week 13 vs. San Francisco and Week 16 vs. Cleveland; during that win over the Browns he also recorded a career-high six passes defended – the most by an NFL player in 2017 and the most by a Bears player since 1994
- Of his 22 passes defended, none were bigger than the one in Week 6 at Baltimore when he deflected a Joe Flacco pass along the sideline that led to 90-yard interception return for a touchdown by Adrian Amos in a 27-24 overtime victory over the Ravens

2016 SEASON (Bears):

- Spent 2016 on Injured Reserve

2015 SEASON (Bears):

- Started all 16 games at CB, manufacturing 56 tackles, 2 interceptions (led team) and 19 pass breakups (2nd on team)

2014 SEASON (Bears):

- Led all NFL rookies with 4 interceptions (sixth player in franchise history to accomplish the feat) and tied for league lead among rookies with 3 forced fumbles
- Appeared in all 16 contests for Chicago making 14 starts (Games 3-16), recording 73 tackles, 10 PBUs and 3 TFLs
- One of two NFL players, along with Detroit's James Ihedigbo, to record at least 4 interceptions and 3 forced fumbles

TRANSACTIONS:

- **03/20/2018:** Bears matched offer sheet (four-year contract through 2021)
- **03/16/2018:** Signed/offer sheet from Packers
- **03/06/2018:** Designated transition player by Bears
- **05/01/2017:** Team declines fifth-year option on rookie contract
- **05/14/2014:** Signed/draft choice by Bears (four-year contract; fifth-year option)

COLLEGE:

- Finished his career at Virginia Tech (2010-13) starting 41-of-50 games, accumulating 6 INTs, 34 PBUs, 173 tackles – including 23.5 TFLs and 4.5 sacks – 4 FFs and 1 FR
- Added one blocked kick and three PRs for 41 yards (13.7 avg) and 1 touchdown on special teams
- Named permanent captain as a junior and senior earning second-team All-America honors by Walter Camp Foundation as a senior, first-team all-ACC selection by the coaches and a third-team all-ACC selection by ACSMA

PERSONAL:

- Played for Coach Chip Armstrong at Mount St. Joseph High (Baltimore, Md.)
- Brother of former NFL safety Vincent Fuller (2005-11) and former NFL WR Corey Fuller; youngest brother, Kendall, plays corner for The Washington Football Team
- Participated in the NFL's Second Annual Personal Finance Camp during the 2016 offseason

REGULAR SEASON COMPARISON: DEFENSIVE - NEW ORLEANS SAINTS

DATE	OPP	W/L	GP/GS	TOT	SOLO	ASST	SACK	YDS.	INT	TACKLES					MISC			
										TFL	PD	QBH	TD	FF	FR			
12/15/14	CHI vs. NO	L	S	3	2	1	0.0	0	0	0	0	0	0	0	0	0	0	0
10/29/17	CHI @ NO	L	S	5	4	1	0.0	0	0	0	0	0	0	0	0	0	0	0
10/20/19	CHI vs. NO	L	S	4	3	1	0.0	0	0	0	0	0	0	0	0	0	0	0
TOTALS		0/3	3/3	12	9	3	0.0	0	0	0	0	0	0	0	0	0	0	0

KYLE FULLER'S NFL REGULAR SEASON DEFENSIVE STATISTICS

DATE	TEAM	GP	GS	TK	S	A	TACKLES					INTERCEPTIONS				O. FUMB			ST			MISC					
							TFL	YDS	SK	YDS	QBH	NO	YDS	LG	TD	PD	FF	FR	YDS	TK	S	A	FF	FR	S	A	
2014	Bears	16	14	63	50	13	3	4	0.0	0.0	0	4	81	31	0	10	3	0	0	1	1	0	0	0	0	0	0
2015	Bears	16	16	54	46	8	0	0	0.0	0.0	0	2	24	15	0	9	0	0	0	1	1	0	0	0	0	0	0
2016	Bears	0	0	0	0	0	0	0	0.0	0.0	0	0	0	0	0	0	0	0	0	0	0	0	0	0	0	0	0
2017	Bears	16	16	68	60	8	2	6	0.0	0.0	0	2	0	0	0	22	0	0	0	1	1	0	0	0	0	0	0
2018	Bears	16	16	55	45	10	0	0	0.0	0.0	0	7	52	35	0	21	0	0	0	0	0	0	0	0	0	0	0
2019	Bears	16	16	82	72	10	1	0	0.0	0.0	0	3	37	29	0	12	0	0	0	0	0	0	0	0	0	0	0
2020	Bears	7	7	30	27	3	0	0	0.0	0.0	0	1	5	5	0	5	1	0	0	0	0	0	0	0	0	0	0
NFL TOTALS		87	85	352	300	52	6	10	0.0	0.0	0	19	199	35	0	79	4	0	0	3	3	0	0	0	0	0	0

KYLE FULLER'S NFL POSTSEASON DEFENSIVE STATISTICS

DATE	TEAM	GP	GS	TK	S	A	TACKLES					INTERCEPTIONS				O. FUMB			ST			MISC					
							TFL	YDS	SK	YDS	QBH	NO	YDS	LG	TD	PD	FF	FR	YDS	TK	S	A	FF	FR	S	A	
2018	Bears	1	1	5	5	0	0	0	0.0	0.0	0	0	0	0	0	1	0	0	0	0	0	0	0	0	0	0	0
NFL TOTALS		1	1	5	5	0	0	0	0.0	0.0	0	0	0	0	0	1	0	0	0	0	0	0	0	0	0	0	0

SINGLE-GAME HIGHS: DEFENSIVE

Total Tackles 8 at Detroit Lions, Nov 22, 2018
...1 more at 8.

Interceptions 2 at Miami Dolphins, Oct 14, 2018
...1 more at 2.

Passes Defensed 6 vs. Cleveland Browns, Dec 24, 2017

Interception Return Yards 38 at San Francisco 49ers, Sep 14, 2014

Forced Fumbles 2 at New York Jets, Sep 22, 2014

Special Teams Tackles 1 vs. Pittsburgh Steelers, Sep 24, 2017

Tackles For Loss 1 at Washington, Sep 23, 2019
...5 more at 1.

...2 more at 1.


SINGLE-GAME HIGHS - POSTSEASON: DEFENSIVE

Total Tackles 5 vs. Philadelphia Eagles, Jan 06, 2019

Passes Defensed 1 vs. Philadelphia Eagles, Jan 06, 2019

2020 GAME-BY-GAME REGULAR SEASON STATISTICS (BEARS)

DATE	OPPONENT	P/S	TK	S	A	SK	YDS	TFL	YDS	QBH	INTERCEPTIONS				O. FUMB			ST			MISC		SCORE				
											NO	YDS	LG	TD	PD	FF	FR	YDS	TK	S	A	FF		FR	S	A	W/L
09/13	at Lions	S	4	3	1	0.0	0.0	0	0	0	1	5	5	0	1	0	0	0	0	0	0	0	0	0	W	27-23	
09/20	Giants	S	5	5	0	0.0	0.0	0	0	0	0	0	0	0	2	0	0	0	0	0	0	0	0	0	0	W	17-13
09/27	at Falcons	S	4	4	0	0.0	0.0	0	0	0	0	0	0	0	1	0	0	0	0	0	0	0	0	0	0	W	30-26
10/04	Colts	S	2	2	0	0.0	0.0	0	0	0	0	0	0	0	1	0	0	0	0	0	0	0	0	0	L	11-19	
10/08	Buccaneers	S	6	6	0	0.0	0.0	0	0	0	0	0	0	0	0	1	0	0	0	0	0	0	0	0	W	20-19	
10/18	at Panthers	S	4	3	1	0.0	0.0	0	0	0	0	0	0	0	0	0	0	0	0	0	0	0	0	0	W	23-16	
10/26	at Rams	S	5	4	1	0.0	0.0	0	0	0	0	0	0	0	0	0	0	0	0	0	0	0	0	0	L	10-24	
2020 TOTALS		7-7	30	27	3	0.0	0.0	0	0	0	1	5	5	0	5	1	0	0	0	0	0	0	0	0	0	5-2	



TED GINN JR.

19

Ht: 5-11
DOB: 4/12/85 (35)
Bears Season: 1
Acquired: UFA-20 (NO)

Wt: 167
College: Ohio State
NFL Season: 14

WIDE RECEIVER

PRO CAREER:

- In his 14th NFL season and his first in Chicago
- Has appeared in 193 regular season contests with 84 starts for Miami (2007-09), San Francisco (2010-12), Arizona (2014), Carolina (2013, 2015-16), New Orleans (2017-19) and the Bears (2020), posting career totals of 412 receptions for 5,742 yards (13.9 avg.) with 33 touchdowns and has rushed 68 times for 486 yards with two touchdowns
- On special teams, Ginn has returned 262 punts for 2,624 yards (10.0 avg.) with four touchdowns and brought back 307 kickoffs for 6,899 yards (22.5 avg.) with three touchdowns
- Returned two kickoffs for touchdowns against the N.Y. Jets in 2009 to tie an NFL record and became first player in NFL history to have two 100-yard kickoff returns for scores in the same game
- The ninth overall selection in the 2007 NFL Draft by the Dolphins, Ginn is one of only 10 players in NFL history to register two kickoff returns for touchdowns in the same game and the versatile threat has also developed into a playmaker on offense
- Ginn, who has an 87-yard punt return TD and three kickoff-return TDs of at least 100 yards in his career, is the fourth player in NFL history to have a receiving touchdown, punt-return touchdown and kickoff-return touchdown of at least 85 yards each in his career
- In five of his last seven seasons, he has appeared in 15+ games each season while recording a reception in 86-of-99 games during that stretch

HONORS:

- **2014:** NFC Special Teams Player of the Week (Week 1)
- **2011:** NFC Special Teams Player of the Week (Week 11)
- **2009:** AFC Special Teams Player of the Month (November); AFC Special Teams Player of the Week (Week 8)
- **2007:** PFWA All-Rookie Team; Pepsi NFL Rookie of the Week (Week 11)

2020 SEASON (Bears)

- Caught his first pass of the season, a 29-yarder on a fourth-and-6 in the fourth quarter, in Chicago's 30-26 come-from-behind win at the Falcons in Week 3
- Inactive for Week 2

2019 SEASON (Saints)

- Played in all 16 games with the Saints (9 starts), hauling in 30 receptions for 421 yards (14.0 avg.) with a pair of touchdowns, both against the Buccaneers
- Had seven catches for 101 yards in a Week 1 win over the Texans
- Hauled in a 33-yard touchdown reception in a Week 5 win over the Buccaneers
- Caught four passes for 50 yards in Week 14 vs. the 49ers

2018 SEASON (Saints)

- Played in five games with three starts recording 17 receptions for 209 yards (12.3 avg.) and two touchdowns
- Started both postseason games, tallying a total of six catches for 102 yards
- Carried the ball once for five yards and hauled in five passes for 68 yards and a touchdown vs. Tampa Bay
- Was placed on IR, Oct. 18 and returned to action vs. Pittsburgh on Dec 23, posting five receptions for 74 yards
- In NFC Championship vs. L.A. Rams, 1/20/19, caught a fourth quarter 43-yard pass to set up a field goal

2017 SEASON (Saints):

- Appeared in 15 regular season games with 10 starts recording 53 receptions for 787 yards (14.8 avg.) and four touchdowns
- Started both playoff contests and finished with 12 receptions for 187 yards and an 80-yard touchdown reception
- In his Saints debut in the opener at Minnesota, Sept. 11, caught four passes for 53 yards
- In return to Carolina, Sept. 24, where he played for three seasons, caught two passes for 44 yards, including a 40-yard touchdown grab, his first as a Saint, carried once for 15 yards and returned a punt 15 yards
- Caught four passes for 56 yards with a touchdown vs. Detroit (10/15), rushed once for three yards, brought back two punts for six yards and returned two kickoffs for 26 yards
- Caught game-high and team-high seven receptions for 141 yards at Green Bay (10/22), including grabs for 40 and 47 yards, also returning a punt for seven yards
- Had four receptions for 66 yards vs. Chicago (10/29), including a 53-yard reception and returned three punts for 22 yards
- Posted four receptions for 59 yards vs. TB (11/5), including a 36-yard touchdown grab
- Recorded a team-high seven receptions for 71 yards and returned a missed field goal 32 yards at the L.A. Rams (11/26)
- Rushed two times for 14 yards and caught four passes for team-high 76 yards, including a second quarter 54-yard TD vs. Atlanta (12/24), recovered an onside kick in fourth quarter
- In NFC Wild Card Playoff vs. Carolina (1/7/18), started in a three-WR set and caught four passes for a postseason career-high 115 yards, including a postseason career-long 80-yard touchdown grab
- In NFC Divisional Playoff at Minnesota (1/14/18), recorded a game-high and a postseason career-best eight receptions for 72 yards

2016 SEASON (Panthers):

- Appeared in 16 games with eight starts recording 54 receptions for 752 yards (13.9 avg.) and four touchdowns; all four of his receiving touchdowns were all at least 30 yards or more
- Recorded a touchdown of at least 40 yards or more in three consecutive games from weeks 11 to 13. Also rushed 14 times for 98 yards, returned 29 punts for 202 yards and brought back 18 kickoffs for 391 yards (21.7 avg.) for 1,443 total yards from scrimmage
- Caught three balls for 46 yards, including a 40-yard touchdown vs. NO (11/17)
- Recorded four receptions for 115 yards including a career-long 88-yard TD, which ranks as the third longest in Panthers history and was the third longest reception in the NFL in 2016 at Oakland, Nov. 27
- Hauled in five receptions for 80 yards, including a 55-yard TD, at Seattle (12/4)

2015 SEASON (Panthers):

- Played in 15 games with 13 starts in return to Carolina and led the Panthers with a career high 10 touchdown catches and became the first Panthers wideout with double-digit TDs since Steve Smith (12 2005)
- Second on the team with 44 receptions and 739 receiving yards
- Finished with a 16.8-yards receiving average, eighth in the NFL, leading an offensive unit that averaged 12.9 yards per reception, the third highest mark in the league
- Helped Panthers set team records with an NFL-leading 500 points and 59 touchdowns and gain a team record 357 first downs
- Ranked second in the NFC and fifth in the league with a 10.3-yard punt return average on 27 returns with a long of 37
- In three postseason contests, recorded six receptions for 126 yards, carried two times for 33 yards with a 22-yard touchdown and also returned six punts for 40 yards with a long of 19
- Recorded his first career game with multiple touchdown catches with a second quarter six-yard TD and a 12-yard third quarter scoring grab at TB (10/4)
- Hauled in a two-yard touchdown after a successful Carolina challenge of an incomplete pass vs. Washington (11/22)
- Recorded second multi-touchdown game of season and career on a 13-yard scoring grab in third quarter and a deep 45-yard TD in fourth quarter to reclaim the lead late in contest at NO (12/6)
- Led team with 120 yards on two receptions, both touchdowns, including a 74-yard TD at Atlanta (12/27)
- In NFC Championship Game vs. Arizona (1/24/16) recorded a 22-yard rushing TD

2014 SEASON (Cardinals):

- Appeared in 16 games for Arizona posting 14 catches for 190 yards
- Returned a punt 71 yards for a game-winning TD at N.Y. Giants (9/14)
- Led the team with a 19.0-yard kickoff return average on 22 returns for 417 yards
- Ranked fourth in the NFC and seventh in the NFL with a 10.7-yard punt return average with a touchdown

2013 SEASON (Panthers):

- Played in all 16 games with two starts for the Carolina Panthers, posting 36 receptions for 556 yards and five touchdown grabs
- Ranked fourth in the NFC and sixth in the NFL with a team-record 12.2-yard punt return average
- Posted three receptions for 71 yards, including a 47-yard TD grab vs. N.Y. Giants (9/22)
- Finished with five receptions for 80 yards at Tampa Bay (10/24)
- Posted one 25-yard TD grab vs. New England (11/18)
- Recorded his first career 100-yard receiving game in the playoffs with 104 yards on four catches in NFC divisional round vs. San Francisco (1/12/14)

2012 SEASON (49ers):

- Appeared in 13 games, primarily as a punt returner for Super Bowl finalist San Francisco
- Ranked third in the NFC with a 10.2-yard punt return average as a member of the conference champion 49ers
- In postseason, returned three punts for 52 yards with a playoff career-long of 32 yards in Super Bowl XLVII vs. Baltimore (2/3/13)

2011 SEASON (49ers):

- Played in 14 games with three starts posting 19 catches for 220 yards
- Returned a punt 55 yards and a kickoff 102 yards for touchdowns in the same game vs. Seattle, Sept. 11
- The first player in 49ers history to return a kickoff and punt for a touchdown in same game
- Ginn's 268 return yards were the most in a single game in 49ers history...Ranked third in the NFL in kickoff return avg. (27.6)
- Finished third in conference and fourth in league with a 12.3-yard punt return avg

2010 SEASON (49ers):

- In 13 games for the San Francisco 49ers, posted 12 receptions for 163 yards and a touchdown
- Returned a punt 78 yards for a TD vs. Rams (12/26)
- Ranked second in the NFC and third in the NFL in 2010 with a 13.4-yard punt return avg

2009 SEASON (Dolphins):

- Appeared in all 16 games in his final season in Miami, making 12 starts posting 39 receptions for 454 yards and a touchdown
- Returned two kickoffs for touchdowns against the N.Y. Jets (11/1) to tie an NFL record and became first player in NFL history to have two 100-yard kickoff returns in the same game
- Tallied a career-high 11 receptions for 108 yards vs. Indianapolis (9/21)
- Later named AFC Special Teams Player of the Month (November) after having returned 21 kickoffs for 646 yds. (31.7 avg.) and two TDs in the five-game span

2008 SEASON (Dolphins):

- Played in 16 games with 14 starts and posted 56 receptions for 790 yards and two TDs
- Led Dolphins with career-highs in receptions and receiving yards
- Had career day vs. Buffalo (10/26) as he led Miami with seven catches for 175 yards, including a 64-yard grab
- Had season-high 154 kickoff return yards vs. New England (11/23)

2007 SEASON (Dolphins):

- Appeared in 16 games as a rookie, starting nine and recorded 34 catches for 420 yards and two touchdowns
- Also had an 87-yard punt return for a TD
- Reception and receiving yardage totals were the most by a Dolphins rookie wideout since 2001, when Chris Chambers caught 48 passes for 883 yards
- Returned 24 punts for a 9.6-yd. avg., ranked fourth in the AFC and sixth in the NFL, fielding 63 kickoffs for a 22.7-yd. avg
- Set team rookie mark with 2,086 all-purpose yards
- Second in Miami franchise history with 1,433 kickoff return yards, trailing only Brock Marion (1,524 yds. in 1999)

TRANSACTIONS:

- **05/02/2020:** Signed by the Bears/UFA (one-year contract through 2020)
- **03/09/2017:** Signed by the Saints/UFA (three-year contract through 2019)
- **03/09/2015:** Signed by the Panthers (two-year contract through 2016)
- **03/13/2014:** Signed by the Cardinals/UFA (three-year contract through 2016); released 02/23/15
- **03/22/2013:** Signed by the Panthers/UFA (one-year contract through 2013)
- **03/22/2012:** Re-signed by the 49ers/UFA (one-year contract through 2012)
- **04/16/2010:** Traded by Dolphins to the 49ers (for 5th-round draft pick in 2010)
- **07/27/2007:** Signed by the Dolphins/draft choice (five-year contract)

COLLEGE:

- Played in 37 games with 31 starts at Ohio State from 2004-06 and totaled 135 receptions for 1,943 yards and 15 touchdowns; also rushed for 213 yards and three touchdowns on 28 carries
- Returned 64 punts for 900 yards with six touchdowns and 38 kickoffs for 1,012 yards with two touchdowns
- Tied an NCAA record with eight career touchdowns on returns
- Earned second-team All-American and All-Big 10 honors as a junior in 2006
- Became first player in school history to score a touchdown on a pass, run, punt return and kickoff return in the same season as a sophomore in 2005

- Set conference and school records with four punt returns for touchdowns as a freshman in 2004

PERSONAL:

- Attended Glenville (Cleveland, Ohio) High School where he played for his father, Ted Ginn Sr.
- At defensive back, was the USA Today Defensive Player of the Year as well as a Parade All-American as a senior (2003)
- Also played quarterback, wide receiver, running back and return specialist
- Played in the U.S. Army All-America game following his senior season and was named the game's Most Valuable Player after he returned a punt for a touchdown
- A high school national champion in the 110-meter high hurdles, as a junior in 2002, and recorded the best time in nation as a senior in 2003, when he won the state title for the second consecutive year
- Also clocked a personal best 10.5 seconds in the 100-meter dash

REGULAR SEASON COMPARISON: RECEIVING - NEW ORLEANS SAINTS

DATE	OPP	W/L	GP/GS	REC	YDS.	AVG.	TD	LG	TCGTS	YAC
10/25/09	MIA vs. NO	L	S	2	16	8.0	0	10	8	0
12/8/13	CAR @ NO	L	P	2	5	2.5	0	3	5	1
12/22/13	CAR vs. NO	W	P	2	66	33.0	0	37	4	26
9/27/15	CAR vs. NO	W	S	4	93	23.3	0	55	6	23
12/6/15	CAR @ NO	W	P	5	80	16.0	2	45t	10	10
10/16/16	CAR @ NO	L	P	5	54	10.8	0	18	8	12
11/17/16	CAR vs. NO	W	P	3	46	15.3	1	40t	4	0
TOTALS		4/3	7/2	23	360	15.7	3	55	45	72

POSTSEASON COMPARISON: RECEIVING - NEW ORLEANS SAINTS

DATE	OPP	W/L	GP/GS	REC	YDS.	AVG.	TD	LG	TCGTS	YAC
1/14/12	SF vs. NO	W	P	1	11	11.0	0	11	3	3
TOTALS		1/0	1/0	1	11	11.0	0	11	3	3

TED GINN JR.'S NFL REGULAR SEASON RUSHING/RECEIVING STATISTICS

DATE	TEAM	RECEIVING							RUSHING				
		GP	GS	NO.	YDS.	AVG.	LG	TD	NO.	YDS.	AVG.	LG	TD
2007	Dolphins	16	9	34	420	12.4	54	2	4	3	0.8	7	0
2008	Dolphins	16	14	56	790	14.1	64	2	5	73	14.6	40t	2
2009	Dolphins	16	12	38	454	11.9	53t	1	7	48	6.9	22	0
2010	49ers	13	0	12	163	13.6	37t	1	2	11	5.5	9	0
2011	49ers	14	3	19	220	11.6	26	0	8	68	8.5	24	0
2012	49ers	13	0	2	1	0.5	1	0	1	7	7.0	7	0
2013	Panthers	16	2	36	556	15.4	47t	5	4	29	7.3	14	0
2014	Cardinals	16	0	14	190	13.6	27	0	3	6	2.0	4	0
2015	Panthers	15	13	44	739	16.8	74t	10	4	60	15.0	43	0
2016	Panthers	16	8	54	752	13.9	88t	4	14	98	7.0	20	0
2017	Saints	15	10	53	787	14.8	54t	4	10	39	3.9	15	0
2018	Saints	5	3	17	209	12.3	42	2	3	26	8.7	20	0
2019	Saints	16	9	30	421	14.0	45	2	3	18	6.0	12	0
2020	Bears	6	1	3	40	13.3	29	0	0	0	0.0	0	0
NFL TOTALS		193	84	412	5,742	13.9	88t	33	68	486	7.1	43	2

TED GINN JR.'S NFL POSTSEASON RUSHING/RECEIVING STATISTICS

DATE	TEAM	RECEIVING							RUSHING				
		GP	GS	NO.	YDS.	AVG.	LG	TD	NO.	YDS.	AVG.	LG	TD
2008	Dolphins	1	1	5	38	7.6	9	0	0	0	0.0	0	0
2011	49ers	1	0	1	11	11.0	11	0	1	3	3.0	3	0
2012	49ers	3	0	1	3	3.0	3	0	0	0	0.0	0	0
2013	Panthers	1	0	4	104	26.0	59	0	0	0	0.0	0	0
2014	Cardinals	1	0	0	0	0.0	0	0	0	0	0.0	0	0
2015	Panthers	3	0	6	126	21.0	45	0	2	33	16.5	22t	1
2017	Saints	2	2	12	187	15.6	80t	1	1	11	11.0	11	0
2018	Saints	2	2	6	102	17.0	43	0	0	0	0.0	0	0
2019	Saints	1	0	1	18	18.0	18	0	0	0	0.0	0	0
NFL TOTALS		15	5	36	589	16.4	80t	1	4	47	11.8	22t	1

TED GINN JR.'S NFL REGULAR SEASON RETURN STATISTICS

DATE	TEAM	KICKOFF RETURNS					PUNT RETURNS					
		RET.	YDS.	AVG.	LG	TD	NO.	FC	YDS.	AVG.	LG	TD
2007	Dolphins	63	1,433	22.7	52	0	24	15	230	9.6	87t	1
2008	Dolphins	32	657	20.5	41	0	7	1	54	7.7	15	0
2009	Dolphins	52	1,296	24.9	101t	2	5	0	28	5.6	12	0
2010	49ers	47	992	21.1	61	0	24	18	321	13.4	78t	1
2011	49ers	29	800	27.6	102t	1	38	18	466	12.3	55t	1
2012	49ers	11	253	23.0	31	0	32	12	326	10.2	38	0
2013	Panthers	25	595	23.8	38	0	26	26	316	12.2	41	0
2014	Cardinals	22	417	19.0	43	0	26	24	277	10.7	71t	1
2015	Panthers	1	8	8.0	8	0	27	22	277	10.3	37	0
2016	Panthers	18	391	21.7	59	0	29	24	202	7.0	19	0
2017	Saints	5	56	11.2	17	0	19	13	103	5.4	17	0
2018	Saints	1	1	1.0	1	0	0	2	0	0.0	0	0
2019	Saints	1	0	0.0	0	0	0	0	0	0.0	0	0
2020	Bears	0	0	0.0	0	0	5	1	24	4.8	10	0
NFL TOTALS		307	6,899	22.5	102t	3	262	176	2,624	10.0	87t	4

TED GINN JR.'S NFL POSTSEASON RETURN STATISTICS

DATE	TEAM	KICKOFF RETURNS					PUNT RETURNS					
		RET.	YDS.	AVG.	LG	TD	NO.	FC	YDS.	AVG.	LG	TD
2008	Dolphins	1	14	14.0	14	0	0	0	0	0.0	0	0
2011	49ers	0	0	0.0	0	0	2	1	23	11.5	16	0
2012	49ers	1	31	31.0	31	0	3	3	52	17.3	32	0
2013	Panthers	3	62	20.7	25	0	2	0	27	13.5	24	0
2014	Cardinals	2	59	29.5	48	0	0	2	0	0.0	0	0
2015	Panthers	0	0	0.0	0	0	6	5	40	6.7	32	0
2017	Saints	0	0	0.0	0	0	0	0	0	0.0	0	0
2018	Saints	0	0	0.0	0	0	0	0	0	0.0	0	0
2019	Saints	0	0	0.0	0	0	0	0	0	0.0	0	0
NFL TOTALS		7	166	23.7	48	0	13	11	142	10.9	32	0

SINGLE-GAME HIGHS: RUSHING/RECEIVING

Rush Attempts

2 vs. Atlanta Falcons, Dec 24, 2017
...8 more at 2.

Rushing Yards

43 vs. Philadelphia Eagles, Oct 25, 2015

Longest Runs

43 vs. Philadelphia Eagles, Oct 25, 2015

Rushing TDs

1 at Kansas City Chiefs, Dec 21, 2008
...1 more at 1.

Receptions

11 vs. Indianapolis Colts, Sep 21, 2009

Receiving Yards

175 vs. Buffalo Bills, Oct 26, 2008

Longest Receptions

88t at Oakland Raiders, Nov 27, 2016

Receiving TDs

2 at New York Giants, Dec 20, 2015
...3 more at 2.

All-purpose yards

299 at New York Jets, Nov 01, 2009

Kickoff Returns

8 vs. New England Patriots, Nov 23, 2008
...1 more at 8.

Kickoff Return Yards

299 at New York Jets, Nov 01, 2009

Longest Kickoff Return

102t vs. Seattle Seahawks, Sep 11, 2011

Kickoff Return TDs

2 at New York Jets, Nov 01, 2009

Fair Catches

5 vs. St. Louis Rams, Nov 14, 2010

Punt Return Yards

99 at Philadelphia Eagles, Nov 18, 2007

Longest Punt Return

87t at Philadelphia Eagles, Nov 18, 2007

Punt Returns

5 at Buffalo Bills, Nov 12, 2017
...5 more at 5.

Punt Return TDs

1 at New York Giants, Sep 14, 2014
...3 more at 1.

Special Teams Tackles

1 vs. Tampa Bay Buccaneers, Oct 10, 2016
...5 more at 1.

Miscellaneous Tackles

2 at Buffalo Bills, Dec 09, 2007

Most TDs

2 at New York Giants, Dec 20, 2015
...5 more at 2.

SINGLE-GAME HIGHS - POSTSEASON: RUSHING/RECEIVING

Rush Attempts

1 at Minnesota Vikings, Jan 14, 2018
...3 more at 1.

Rushing Yards

22 vs. Arizona Cardinals, Jan 24, 2016

Longest Runs

22t vs. Arizona Cardinals, Jan 24, 2016

Rushing TDs

1 vs. Arizona Cardinals, Jan 24, 2016

Receptions

8 at Minnesota Vikings, Jan 14, 2018

Receiving Yards

115 vs. Carolina Panthers, Jan 07, 2018

Longest Receptions

80t vs. Carolina Panthers, Jan 07, 2018

Receiving TDs

1 vs. Carolina Panthers, Jan 07, 2018

All-purpose yards

193 vs. San Francisco 49ers, Jan 12, 2014

Kickoff Returns

3 vs. San Francisco 49ers, Jan 12, 2014

Kickoff Return Yards

62 vs. San Francisco 49ers, Jan 12, 2014

Longest Kickoff Return

48 at Carolina Panthers, Jan 03, 2015

Fair Catches

2 at Denver Broncos, Feb 07, 2016
...3 more at 2.

Punt Return Yards

38 vs. Arizona Cardinals, Jan 24, 2016

Longest Punt Return

32 vs. Arizona Cardinals, Jan 24, 2016
...1 more at 32.

Punt Returns

3 at Denver Broncos, Feb 07, 2016

Miscellaneous Tackles

1 at Denver Broncos, Feb 07, 2016
...2 more at 1.

Most TDs

1 vs. Carolina Panthers, Jan 07, 2018
...1 more at 1.

100-YARD RECEIVING GAMES (6): REGULAR SEASON

DATE	TEAM	NO.	YDS.	AVG.	LG	TD
10/26/08	BILLS	7	175	25.0	64	0
09/21/09	COLTS	11	108	9.8	21	0
12/13/15	FALCONS	2	120	60.0	74t	2
11/27/16	at Raiders	4	115	28.8	88t	1
10/22/17	at Packers	7	141	20.1	47	0
09/09/19	TEXANS	7	101	14.4	41	0

100-YARD RECEIVING GAMES (2): POSTSEASON

DATE	TEAM	NO.	YDS.	AVG.	LG	TD
01/12/14	49ERS	4	104	26.0	59	0
01/07/18	PANTHERS	4	115	28.8	80t	1

2020 GAME-BY-GAME REGULAR SEASON STATISTICS (BEARS)

DATE	OPPONENT	P/S	RECEIVING					RUSHING					W/L	SCORE
			NO.	YDS.	AVG.	LG	TD	NO.	YDS.	AVG.	LG	TD		
09/13	at Lions	P	0	0	0.0	0	0	0	0	0.0	0	0	W	27-23
09/20	Giants												W	17-13
09/27	at Falcons	P	1	29	29.0	29	0	0	0	0.0	0	0	W	30-26
10/04	Colts	S	2	11	5.5	6	0	0	0	0.0	0	0	L	11-19
10/08	Buccaneers	P	0	0	0.0	0	0	0	0	0.0	0	0	W	20-19
10/18	at Panthers	P	0	0	0.0	0	0	0	0	0.0	0	0	W	23-16
10/26	at Rams	P	0	0	0.0	0	0	0	0	0.0	0	0	L	10-24
2020 TOTALS		6-1	3	40	13.3	29	0	0	0	0.0	0	0	5-2	



TREVIS GIPSON

99

Ht: 6-4
DOB: 6/13/97 (23)
Bears Season: R
Acquired: D5a-20

Wt: 255
College: Tulsa
NFL Season: R

LINEBACKER

PRO CAREER:

- Rookie linebacker in his first year in the NFL
- Selected in the fifth round of the 2020 NFL Draft (155th overall) by the Bears

2020 SEASON (Bears):

- Played in the Week 1 win at Detroit as a reserve and on special teams; also played Week 4
- In active in Weeks 2-3 and 5-7

TRANSACTIONS:

- **04/25/2020:** Drafted by the Bears (four-year contract through 2023)

COLLEGE:

- A four-year letterwinner and two-year starter, played in 49 career games and had 24 career starts
- Completed his career with 114 tackles, 25.5 TFLs for minus-114 yards, 13 sacks for minus-82 yards and 8 forced fumbles
- Played in all 12 games and had 11 starts in 2019, earning first-team all-conference honors
- Had 49 tackles, 15 TFLs for minus-72 yards, 8 sacks for minus-52 yards, 6 QB hurries and 2 forced fumbles
- Totaled 5 tackles and one QB hurry in season finale vs. ECU
- Had season-highs of 7 tackles and 3.5 TFLs for -13 yards vs. Houston
- Collected 3 solo tackles, including 2.0 sacks for minus-10 yards vs. UCF
- Totaled 5 tackles, one forced fumble and one QB hurry vs. #25 Memphis
- Talled 3 tackles, one sack for minus-9 yards and forced one fumble at #23 Cincinnati
- Had 4 stops, all solos, 2 TFLs for minus-9 yards and one sack for minus-6 yards at SMU
- Compiled 6 stops, 2 TFLs for minus-8 yards, one sack for minus-5 yards and one QB hurry vs. Wyoming
- Totaled 4 stops, 2.5 TFLs for minus-13 yards and one sack for minus-9 yards at San Jose State
- Had 4 tackles, 2 TFL, 1.0 sack and 2 hurries in the season opener at Michigan State
- Played and started all 12 games as a junior in 2018, ranking second in the nation with five forced fumbles
- Had 46 tackles, 9 TFLs for minus-30 yards, four sacks for minus-20 yards, five FF, three QB hurries and one pass break-up in 12 starts
- Had a career-best seven tackles at Texas; tied his career-high of seven tackles and added 3.5 TFLs for minus-15 yards, 2.0 sacks for minus-14 yards and two FF vs. SMU
- Totaled four tackles and 1.0 sack for minus-4 yards vs. Arkansas State
- Compiled six tackles, one stop for minus-4 yards and one forced fumble at Arkansas
- Had four tackles, two quarterback hurries and one pass breakup vs. #23 USF
- Had three stops, including two TFLs for minus-4 yards, one forced fumble and one QBH vs. UConn
- Played in all 12 games as a sophomore in 2017, received his first career start vs. New Mexico; recorded 11 stops, one PBU and one forced fumble that season
- Had a season-best two tackles against Toledo, Houston and Temple
- Played in all 13 games in 2016 as a freshman and had eight tackles, played mostly on special teams
- Saw his first career action in the season opener vs. San Jose State and had one tackle
- Had two stops and one sack for minus-10 yards against North Carolina A&T

PERSONAL:


- Was a three-year defensive starter; played his senior season at Cedar Hill High School and his junior and senior seasons at Richardson Berkner High School
- Helped lead his prep team to the Class 6A state title
- Named to the Dallas Morning News top-100 for the Dallas-area, coming in rated No. 91, as a senior
- High school coach at Cedar Hill High School was Joey McGuire
- Has three siblings; brother, Thomas, plays professional basketball in Finland
- Parents are Thomas and Cassandra Gipson; mother ran track at North Texas and his dad played basketball at Texas

TREVIS GIPSON'S NFL REGULAR SEASON DEFENSIVE STATISTICS

DATE	TEAM	GP	GS	TACKLES										INTERCEPTIONS				O. FUMB			ST			MISC		
				TK	S	A	TFL	YDS	SK	YDS	QBH	NO	YDS	LG	TD	PD	FF	FR	YDS	TK	S	A	FF	FR	S	A
2020	Bears	2	0	0	0	0	0	0	0.0	0.0	0	0	0	0	0	0	0	0	0	0	0	0	0	0	0	0
NFL TOTALS		2	0	0	0	0	0	0	0.0	0.0	0	0	0	0	0	0	0	0	0	0	0	0	0	0	0	0

2020 GAME-BY-GAME REGULAR SEASON STATISTICS (BEARS)

DATE	OPPONENT	P/S	TACKLES							INTERCEPTIONS				O. FUMB			ST			MISC			SCORE				
			TK	S	A	SK	YDS	TFL	YDS	QBH	NO	YDS	LG	TD	PD	FF	FR	YDS	TK	S	A	FF		FR	S	A	W/L
09/13	at Lions	P	0	0	0	0.0	0.0	0	0	0	0	0	0	0	0	0	0	0	0	0	0	0	0	0	0	W	27-23
09/20	Giants																								W	17-13	
09/27	at Falcons																								W	30-26	
10/04	Colts	P	0	0	0	0.0	0.0	0	0	0	0	0	0	0	0	0	0	0	0	0	0	0	0	0	L	11-19	
10/08	Buccaneers																								W	20-19	
10/18	at Panthers																								W	23-16	
10/26	at Rams																								L	10-24	
2020 TOTALS		2-0	0	0	0	0.0	0.0	0	0	0	0	0	0	0	0	0	0	0	0	0	0	0	0	0	0	5-2	



TASHAUN GIPSON SR.

38

Ht: 6-1
DOB: 8/7/90 (30)
Bears Season: 1
Acquired: UFA-20 (HOU)

Wt: 209
College: Wyoming
NFL Season: 9

DEFENSIVE BACK



PRO CAREER:

- In his ninth NFL season and his first in Chicago in 2020
- Has 481 career tackles (350 solo), 25 INTs, 51 PDs, 13 TFL, one FF and one FR in 120 career games played with 111 starts
- Has three career interception returns for touchdowns
- Is one of seven players to record at least 400 total tackles and 20 interceptions since entering the NFL in 2012, joining Janoris Jenkins, Reggie Nelson, Earl Thomas III, Glover Quin, Harrison Smith and Richard Sherman
- Owns the most interceptions by an undrafted free agent since entering the NFL in 2012 (25)
- Ranked first in the AFC and second in the NFL with six interceptions in 2014
- Tied for first the AFC with five interceptions in 2013

HONORS:

- **2014:** Pro Bowl selection

2020 SEASON (Bears):

- Leads the team with two INTs on the season
- Has started every game at strong safety; recorded seven tackles in the Week 1 win at Detroit, including five solo
- Sealed the come-from-behind win at the Falcons in Week 3 with his interception off QB Matt Ryan late in the fourth quarter
- Posted a career-high nine tackles, including eight solo, in Week 4 vs. the Colts
- Recorded his second INT of the season in Week 6 at Carolina, leading to Chicago's first TD of the game

2019 SEASON (Texans):

- Played and started in 14 games with the Texans, racking up 51 total tackles (37 solo), two tackles for loss, three quarterback hits, three interceptions (one returned for a touchdown) and eight passes defended
- Missed the postseason due to injury
- Posted five solo tackles and one quarterback hit vs. Jacksonville (9/15); eclipsed 400 career tackles, becoming one of only five players since 2012 to record at least 400 tackles and 20 interceptions (Earl Thomas, Glover Quin, Harrison Smith and Reggie Nelson)
- Notched his first interception of the season vs. Atlanta (10/6), picking off Falcons QB Matt Ryan and returning it 79 yards for a touchdown, the longest interception return of his career
- Tied for the team lead with five total tackles (three solo) and notched an interception for the second-consecutive week at Kansas City (10/13), the first time he has recorded an interception in back-to-back games since Weeks 8-9 of 2014
- Finished with two total tackles (two solo), two passes defended, one quarterback hit and notched his 23rd career interception vs. Denver (12/8), picking off Broncos QB Drew Lock at the Texans' three-yard line and returning it 26 yards

2018 SEASON (Jaguars):

- Recorded 54 total tackles (44 solo), one INT, seven PD, one TFL and one QBH after starting all 16 games
- Matched a season high with six solo tackles and one pass defended vs. Tennessee (9/23)
- Tallied two solo tackles, a season-high two passes defended and intercepted Chiefs QB Patrick Mahomes at Kansas City (10/7)
- Notched a career-high seven total tackles (six solo) vs. Philadelphia (10/28)
- Registered four total tackles (two solo) and one tackle for loss at Tennessee (12/9)
- Led the AFC in interceptions in back-to-back seasons (2013-14)

2017 SEASON (Jaguars):

- Tallied 64 total tackles (53 solo), four INTs, seven PD, four TFL and one FR in 16 games played
- Part of a Jaguars secondary that ranked first in the NFL in pass defended
- Notched six total tackles (four solo), two passes defended and one interception at Houston (9/10)
- Set a season high with seven solo tackles and one pass defended at the N.Y. Jets (10/1)
- Matched a career high with two INTs of Steelers QB Ben Roethlisberger with six tackles and two PD in a win at Pittsburgh (10/8)
- Registered four total tackles (two solo), one interception and one pass defended vs. Indianapolis (12/3)
- Compiled five solo stops in his NFL postseason debut in the Wild Card Round vs. Buffalo (1/7/18)

2016 SEASON (Jaguars):

- Registered 41 total tackles (34 solo), two passes defended and one interception in 16 games played
- Made his Jaguars debut and notched three solo tackles vs. Green Bay (9/11)
- Recorded three solo tackles and one interception vs. Baltimore (9/25)
- Set a season high with six total tackles (four solo) at Indianapolis (1/1/17)

2015 SEASON (Browns):

- Recorded 60 total tackles (42 solo), two interceptions, two tackles for loss and two passes defended in 13 games played
- Tallied five total tackles (three solo) and one interception at the N.Y. Jets (9/13)
- Registered a team-high eight total tackles (five solo) vs. Tennessee (9/20)
- Notched one solo tackle, one interception and one pass defended vs. Arizona (11/1)
- Compiled a season-high nine total tackles (five solo) at Seattle (12/20)

2014 SEASON (Browns):

- Selected to first-career Pro Bowl after tallying 52 tackles (28 solo), a career-high six INTs, eight PD, two TFL and one FF
- Finished second in the NFL with his six interceptions, despite missing the final five games of the season
- Registered eight total tackles (three solo), and one interception which he returned for a touchdown in a win vs. New Orleans (9/14)
- Recorded five total tackles (three solo) and one interception vs. Baltimore (9/21)
- Matched a career high with two interceptions at Jacksonville (10/19)
- Notched two solo tackles, one tackle for loss and one interception vs. Oakland (10/26)
- Tallied five total tackles (three solo) and one interception vs. Tampa Bay (11/2) becoming one of six players to record an interception

in three consecutive games in 2014

2013 SEASON (Browns):

- Finished with a career-high 95 total tackles (63 solo), five INTs, a career-high 12 PD and two tackles for loss
- Recorded three solo tackles and one interception vs. Miami (9/8)
- Talled six total tackles (three solo) and a career-high three passes defended vs. Cincinnati (9/29)
- Notched seven total tackles (four solo) and one interception vs. Detroit (10/13)
- Set a career high with nine solo tackles at Kansas City (10/27)
- Recorded eight tackles and matched a career high with two INTs, including one returned 44 yards for a TD vs. Chicago (12/15)
- Finished with six total tackles (three solo) and one interception at Pittsburgh (12/29)

2012 SEASON (Browns):

- Recorded 29 total tackles (23 solo), one INT, one PD and four total special teams tackles in 10 games played as a rookie
- Registered four total tackles (three solo) and a career-high two special teams tackles vs. Buffalo (9/23)
- Notched two total tackles (one solo) and his first-career interception vs. Kansas City (12/9)

TRANSACTIONS:

- **04/30/2020:** Signed by the Bears/UFA (one-year contract through 2020)
- **04/27/2020:** Released by the Texans
- **03/12/2019:** Signed by the Texans (three-year contract through 2021)
- **03/08/2019:** Released by the Jaguars
- **03/10/2016:** Signed by the Jaguars/UFA (five-year contract through 2020)
- **06/12/2015:** Re-signed/RFA by the Browns
- **05/09/2012:** Signed by the Browns (undrafted free agent)

COLLEGE:

- Played four seasons (2008-11) at the University of Wyoming in Laramie, Wyo.
- Started all 50 games of his career, recording 250 tackles (179 solo), nine INTs and eight TFL
- Talled the fourth-most career interceptions (nine) in program history
- Played in 38 games in the same defensive backfield as his brother, Marcell

PERSONAL:

- Attended Kimball High School in Dallas, where he received all-state honorable mention honors; was named the 4A District 14 Dallas City League MVP and was named first-team all-district as both a cornerback and returner during his senior season in 2007
- Also lettered in basketball and track
- One of six children; father and all three brothers played Division I college football
- Has a son, Tashaun Jr., and daughter, Nala
- Aspires to start an Alzheimer's awareness charity, as the disease has affected his family
- Graduated with a degree in communications after finishing coursework during the offseason in 2015

REGULAR SEASON COMPARISON: DEFENSIVE - NEW ORLEANS SAINTS

DATE	OPP	TACKLES											MISC			
		W/L	GP/GS	TOT	SOLO	ASST	SACK	YDS.	INT	TFL	PD	QBH	TD	FF	FR	
9/14/14	CLV vs. NO	W	5	8	3	5	0.0	0	1	0	1	0	0	0	0	
TOTALS		0/1	1/1	3	1	2	0.0	0	0	0	0	0	0	0		

TASHAUN GIPSON SR.'S NFL REGULAR SEASON DEFENSIVE STATISTICS

DATE	TEAM	GP	GS	TACKLES								INTERCEPTIONS				O. FUMB			ST			MISC				
				TK	S	A	TFL	YDS	SK	YDS	QBH	NO	YDS	LG	TD	PD	FF	FR	YDS	TK	S	A	FF	FR	S	A
2012	Browns	10	3	29	23	6	0	0	0.0	0.0	0	1	23	23	0	1	0	0	0	4	3	1	0	0	0	0
2013	Browns	16	15	95	63	32	2	4	0.0	0.0	0	5	143	44t	1	12	0	0	0	0	0	0	0	0	0	0
2014	Browns	12	11	52	28	24	2	2	0.0	0.0	0	6	158	62t	1	8	1	0	0	0	0	0	0	0	0	0
2015	Browns	13	13	60	42	18	2	5	0.0	0.0	0	2	0	0	0	2	0	0	0	0	0	0	0	0	0	0
2016	Jaguars	16	16	41	34	7	0	0	0.0	0.0	0	1	30	30	0	2	0	0	0	0	0	0	0	0	0	0
2017	Jaguars	16	16	64	53	11	4	15	0.0	0.0	0	4	83	67	0	7	0	1	0	0	0	0	0	0	0	0
2018	Jaguars	16	16	54	44	10	1	0	0.0	0.0	1	1	7	8	0	7	0	0	0	0	0	0	0	0	0	0
2019	Texans	14	14	51	37	14	2	2	0.0	0.0	3	3	105	79t	1	8	0	0	0	0	0	0	0	0	0	0
2020	Bears	7	7	35	26	9	0	0	0.0	0.0	0	2	10	9	0	4	0	0	0	0	0	0	0	0	0	0
NFL TOTALS		120	111	481	350	131	13	28	0.0	0.0	4	25	559	79t	3	51	1	1	0	4	3	1	0	0	0	0

TASHAUN GIPSON SR.'S NFL POSTSEASON DEFENSIVE STATISTICS

DATE	TEAM	GP	GS	TACKLES								INTERCEPTIONS				O. FUMB			ST			MISC				
				TK	S	A	TFL	YDS	SK	YDS	QBH	NO	YDS	LG	TD	PD	FF	FR	YDS	TK	S	A	FF	FR	S	A
2017	Jaguars	3	3	7	6	1	0	0	0.0	0.0	0	0	0	0	0	0	0	0	0	0	0	0	0	0	0	0
2019	Texans	0	0	0	0	0	0	0	0.0	0.0	0	0	0	0	0	0	0	0	0	0	0	0	0	0	0	0
NFL TOTALS		3	3	7	6	1	0	0	0.0	0.0	0	0	0	0	0	0	0	0	0	0	0	0	0	0	0	0

SINGLE-GAME HIGHS: DEFENSIVE

Total Tackles

9 vs. Indianapolis Colts, Oct 04, 2020
...5 more at 9.

Passes Defensed

3 vs. Cincinnati Bengals, Sep 29, 2013

Forced Fumbles

1 at Cincinnati Bengals, Nov 06, 2014

Fumble Recoveries

1 vs. Los Angeles Chargers, Nov 12, 2017

Tackles For Loss

2 at Tennessee Titans, Dec 31, 2017
...1 more at 2.

Interceptions

2 at Pittsburgh Steelers, Oct 08, 2017
...2 more at 2.

Interception Return Yards

79 vs. Atlanta Falcons, Oct 06, 2019
...1 more at 79.

Special Teams Tackles

2 vs. Buffalo Bills, Sep 23, 2012


SINGLE-GAME HIGHS - POSTSEASON: DEFENSIVE

Total Tackles

5 vs. Buffalo Bills, Jan 07, 2018

2020 GAME-BY-GAME REGULAR SEASON STATISTICS (BEARS)

DATE	OPPONENT	P/S	TACKLES							INTERCEPTIONS				O. FUMB			ST				MISC		SCORE				
			TK	S	A	SK	YDS	TFL	YDS	QBH	NO	YDS	LG	TD	PD	FF	FR	YDS	TK	S	A	FF		FR	S	A	W/L
09/13	at Lions	S	7	5	2	0.0	0.0	0	0	0	0	0	0	0	0	0	0	0	0	0	0	0	0	0	0	W	27-23
09/20	Giants	S	2	2	0	0.0	0.0	0	0	0	0	0	0	0	0	0	0	0	0	0	0	0	0	0	W	17-13	
09/27	at Falcons	S	6	4	2	0.0	0.0	0	0	0	1	1	1	0	1	0	0	0	0	0	0	0	0	0	W	30-26	
10/04	Colts	S	9	8	1	0.0	0.0	0	0	0	0	0	0	0	1	0	0	0	0	0	0	0	0	0	L	11-19	
10/08	Buccaneers	S	4	4	0	0.0	0.0	0	0	0	0	0	0	0	0	0	0	0	0	0	0	0	0	0	W	20-19	
10/18	at Panthers	S	6	2	4	0.0	0.0	0	0	0	1	9	9	0	1	0	0	0	0	0	0	0	0	0	W	23-16	
10/26	at Rams	S	1	1	0	0.0	0.0	0	0	0	0	0	0	0	1	0	0	0	0	0	0	0	0	0	L	10-24	
2020 TOTALS		7-7	35	26	9	0.0	0.0	0	0	0	2	10	9	0	4	0	0	0	0	0	0	0	0	0	0	5-2	



JIMMY GRAHAM

80

TIGHT END

Ht: 6-7
DOB: 11/24/86 (33)
Bears Season: 1
Acquired: UFA-20 (GB)

Wt: 260
College: Miami (FL)
NFL Season: 11

Q Q Q Q Q
 '11 '13 '14 '16 '17

PRO CAREER:

- Five-Time Pro Bowler (2011, 2013, 2014, 2016, 2017)
- 2013 *Associated Press*, PFWA and *Sporting News* All-Pro after leading all NFL tight ends with 86 catches, 1,215 yards and 16 TDs
- Ranks No. 2 among NFL tight ends since 2010 with 8,117 receiving yards, 676 receptions and 78 receiving TDs; Rob Gronkowski is first with 81
- Has 16 career multi-TD games, which is tied for third all-time alongside Rob Gronkowski, and trails only Antonio Gates (21) and Tony Gonzalez (18)
- Ranks No. 4 in NFL history among tight ends with 77 career TD catches and is tied for second in the league in TD receptions among all players since entering the NFL in 2010
- Led all NFL tight ends in receptions in 2011 (99) and 2013 (86)
- Led all NFL tight ends with 14.2 yards per catch in 2016 as a member of the Seattle Seahawks
- Is the only tight end in league history to have two seasons with 1,200-plus receiving yards and 10-plus receiving TDs (2011, 2013) and is the only TE to register four consecutive seasons with 85-plus catches (2011-14)
- Has four seasons with 10-plus TDs, tied for No. 2 (Antonio Gates) in league annals among TEs behind only Rob Gronkowski (5)
- Has recorded 64 career TD receptions in the red zone, which ranks No. 1 in the league since 2010; his 19 red zone TDs since 2017 are second most behind Zack Ertz (21)
- Has posted 18 games with 100-plus receiving yards in his career
- Joins Jared Cook (four teams) and Benjamin Watson (three) as the only TEs in league history to register a 100-yard receiving game with three or more franchises
- Has registered 10-plus catches in a game five times in his career
- Holds career records among tight ends for receptions, receiving yards and receiving TDs for both the Saints (386 catches for 4,752 yards and 51 TDs) and the Seahawks (170 catches for 2,048 yards and 18 TDs)
- Registered 1,310 receiving yards with the Saints in 2011, the second most in NFL history by a TE to that point behind only Gronkowski (1,327 in 2011), and posted 16 TD catches for New Orleans in 2013, No. 2 in a season among TEs behind only Gronkowski (17 in 2011)
- Led the Saints in receptions in four consecutive seasons (2011-14)
- Has played 15+ games in nine of his 10 years in the league, including seven seasons playing all 16 games
- Has been ranked among the NFL's Top 100 players four times (2012, 2014, 2015, 2018)

2020 SEASON (Bears):

- Leads the team with four touchdowns; second on the team with 27 catches for 234 yards
- Caught six passes for 60 yards, including two touchdown grabs in the red zone, in the Week 3 win at the Falcons
- Caught three passes for 25 yards, including a two-yard touchdown grab to help spark Chicago's come-from-behind win in Week 1 at Detroit
- Caught three passes for 33 yards, including a 12-yard, one-handed touchdown catch late in the second quarter in the Week 5 win over TB
- Caught five passes for 34 yards in the Week 6 win at the Panthers and another five passes (31 yards) the following week at the Rams

2019 SEASON (Packers):

- Played in all 16 regular season games with 10 starts, catching 38 passes for 447 yards (11.8 avg) and three touchdowns
- Recorded a season-high six catches for 61 yards (10.2 avg) and a touchdown vs. Philadelphia
- Recorded four catches for 65 yards and a touchdown vs. Oakland
- Played in both playoff games with one start in the divisional round win over the Seahawks where he caught three passes for 49 yards
- Caught four passes for 59 yards, including a long of 42, in the NFC championship game at San Francisco

2018 SEASON (Packers):

- Played in all 16 games with 12 starts and ranked No. 2 on the team with 55 receptions for 636 yards (11.6 avg.) and two TDs
- Was tied for No. 2 on the team in receptions of 20-plus yards with seven
- Among TEs, ranked No. 9 in the league in receiving yards and receptions and No. 10 in yards per catch
- His 636 receiving yards were the most by a Green Bay TE since Jermichael Finley's 667 yards in 2012
- Led the team with 95 receiving yards on six receptions (15.8 avg.) vs. Minnesota, his best single-game receiving-yardage total since Nov. 7, 2016, when he was with Seattle (103 yards on eight catches vs. Buffalo).
- Registered a season-high 104 yards receiving on five catches (20.8 avg.) vs. San Francisco, his first 100 yard receiving game since Nov. 7, 2016, vs. Buffalo when he was with the Seahawks; posted a 54-yard reception late in the first quarter, the third-longest catch of his career and his longest since a 56-yard TD grab with the Saints at Tampa Bay on Sept. 15, 2013

2017 SEASON (Seahawks):

- Appeared in all 16 games with 10 starts and posted 57 receptions for 520 yards (9.1 avg.) and 10 TDs
- Led all NFL tight ends in TD catches on his way to earning Pro Bowl honors for the fifth time in his career; all 10 of his TD receptions came in the red zone, the most in the league among all players
- Caught nine TD passes in Weeks 5-13, the most in the league over that span
- Registered a season-high seven catches for a season-best 72 yards (10.3 avg.) at Tennessee
- Hauled in three passes for 51 yards (17.0 avg.) and a TD at the Giants
- Matched his season high with seven catches for 58 yards (8.3 avg.) and a TD vs. the Falcons

2016 SEASON (Seahawks):

- Played in all 16 games and set Seattle single-season franchise records for receptions (65) and receiving yards (923) by a tight end
- Ranked No. 1 among NFL tight ends in yards per catch (career-high 14.2 average) and No. 3 in receiving yards
- Recorded three 100-yard receiving games, which tied for No. 2 in the NFL among TEs
- Was selected to his fourth career Pro Bowl
- Also started both playoff games, hauling in six passes for 59 yards (9.8 avg.) and a TD
- Caught six passes for 100 yards (16.7 avg.) vs. San Francisco, including an 18-yard TD grab in the second quarter

- Eclipsed the 100-yard receiving mark for the second straight game at the Jets, hauling in six passes for a season-high 113 yards
- Posted a season-high eight receptions for 103 yards (12.9 avg.) and two TDs at the Bills, becoming the first TE in team history to register eight-plus catches, 100-plus receiving yards and two TD catches in a game

2015 SEASON (Seahawks):

- Started all 11 games he appeared in; saw his first season in Seattle cut short when he was placed on IR (knee) on Nov. 30
- Caught 48 passes for 605 yards (12.6 avg.) and two TDs; ranked No. 6 in the league among TEs in receiving yards through Week 12
- Caught six passes for 51 yards (8.5 avg.) and a TD in his Seattle debut at St. Louis
- Hauled in seven passes for 83 yards (11.9 avg.) vs. Chicago, highlighted by a 30-yard TD catch in the third quarter
- Tied a single-game franchise record (Charlie Young, Oct. 9, 1983) among TEs with 140 receiving yards on a season-best eight catches (17.5 avg.) vs. Carolina, the third-best yardage output of his career

2014 SEASON (Saints):

- Appeared in all 16 games with 13 starts for the Saints and caught 85 passes for 889 yards (10.5 avg.) and 10 TDs on his way to earning Pro Bowl honors for the third time in his career
- Became the first TE in league history to register four consecutive seasons with 85-plus receptions
- Ranked No. 2 in the league among TEs in receptions, No. 4 in TD catches and No. 5 in receiving yards
- Had two games with 10-plus catches, tied for No. 1 in the NFL among tight ends
- Matched his career high with 10 receptions for 118 yards (11.8 avg.) and two TDs at Cleveland, with nine of his catches picking up first downs, a career best
- Tied his career high with 10 catches for 76 yards (7.6 avg.) and two TDs vs. SF, becoming the first TE in league history to post two games with 10-plus receptions/two TD catches in a season
- Registered his third game on the season with two TD catches as part of a six-catch, 47-yard effort (7.8 avg.) vs. Baltimore

2013 SEASON (Saints):

- Played in all 16 games with 12 starts and posted a team-high 86 receptions for 1,215 yards (14.1 avg.) and a career-high 16 TDs
- Led the league in TD catches and ranked No. 1 among TEs in receptions and receiving yards; his TD total was the second most in NFL history by a TE behind only Gronkowski's 17 in 2011
- Posted a career-high five games with two TD catches
- Tied the franchise single-season record with six 100-yard receiving games, which was also tied for No. 1 at the time among TEs in league annals
- Was named first-team All-Pro by AP and was selected to his second career Pro Bowl
- Was named the NFC Offensive Player of the Month for September, becoming the first TE in NFL history to earn the honor
- During a four-game stretch (Weeks 2-5), totaled 548 receiving yards, which was the most by a TE over a four-game span in a single season in league history to that point
- Played in both playoff contests with one start and caught four passes for 52 yards (13.0 avg.)

2012 SEASON (Saints):

- Appeared in 15 games with nine starts and posted a team-high 85 catches for 982 yards (11.6 avg.) and nine TDs
- Was tied for No. 2 in the NFL among TEs in TD catches, ranked No. 2 in receiving yards and ranked No. 3 in receptions
- Posted four receptions for 16 yards (4.0 avg.) and a TD vs. Kansas City, giving him a TD catch in six consecutive games dating back to 2011; that stretch set a franchise record for the most consecutive games with a TD catch and tied the second-longest streak among TEs since the 1970 AFL-NFL merger
- Led the team with a season-high 146 yards and two TDs on seven receptions (20.9 avg.) vs. the Falcons, with all seven catches picking up first downs
- Registered a team-high nine receptions for 115 yards (12.8 avg.) and a TD vs. Carolina

2011 SEASON (Saints):

- Played in all 16 games with 11 starts and posted a career-high 99 receptions for a career-best 1,310 yards (13.2 avg.) and 11 TDs
- The 99 catches were the most in a season in franchise history to that point, and his receiving-yardage total was the second most in NFL history by a tight end
- Was selected to his first career Pro Bowl and earned second-team AP All-Pro recognition
- Team winner of the Ed Block Courage Award
- Started both postseason contests, posting 12 receptions for 158 yards (13.2 avg.) and a team-high three TDs
- Hauled in four passes for 100 yards (25.0 avg.) and a TD vs. Houston
- Posted a career-high 10 receptions for 132 yards and a TD at Jacksonville, highlighted by a career-long 59-yard catch
- Led the team with eight catches for 129 yards (16.1 avg.) at Carolina
- Tied an NFL record for TEs by posting his fourth straight 100-yard receiving effort, recording 124 yards on seven catches at TB
- Caught six passes for 54 yards and two TDs vs. the Colts as the Saints set a single-game franchise record for points in the 62-7 win
- In his postseason debut vs. Detroit, caught seven passes for 55 yards and a TD, setting a club playoff record for receptions

2010 SEASON (Saints):

- Appeared in 15 games with five starts as a rookie, posting 31 receptions for 356 yards (11.5 avg.) and five TDs
- Caught four of his TDs in a three-week span (Weeks 15-17)
- Made his first career start at Arizona (Oct. 10) as the Saints opened up with two TEs
- Posted his first NFL catch at Tampa Bay (Oct. 17), an 11-yard grab from Brees in the second quarter

TRANSACTIONS:

- **03/18/2020:** Signed by the Bears/UFA (two-year contract through 2021)
- **03/12/2020:** Released by the Packers
- **03/16/2018:** Signed by the Packers/UFA (three-year contract through 2020)
- **03/10/2015:** Traded to the Seahawks (for C Max Unger, 2015 1st-round pick)
- **07/15/2014:** Re-signed by the Saints (four-year contract through 2017)
- **03/03/2014:** Designated franchise player
- **07/28/2010:** Signed by the Saints/draft choice (four-year contract)

COLLEGE:

- Played football for one season at Miami (Fla.) and four seasons of basketball; was a two-time Atlantic Coast Conference All-Academic selection
- Earned a business degree with a double major in marketing and management
- Senior season (2009): Appeared in 13 games with one start in his lone season of football with the Hurricanes; caught 17 passes for 213 yards (12.5 avg.) and ranked No. 2 on the team with five TD catches
- 2005-09: Lettered four times in basketball for the Hurricanes, appearing in 120 games with 40 starts and averaging 4.2 points per game and 4.2 rebounds per game
- Ranked No. 8 in school history at the end of his career with 104 blocked shots and No. 2 on the team as a senior with an average of 5.9 rebounds per game

PERSONAL:

- Earned his pilot's license in 2011; has earned several ratings and flies aerobatics, seaplanes and helicopters
- Attended Charis Preparatory Academy in Wilson, N.C., where he played basketball, football, baseball and tennis
- Earned honorable mention All-American recognition from Street and Smith in addition to earning all-state and all-conference honors

- As a senior, averaged 20.7 points, 13.8 rebounds and 4.6 blocks per game; averaged 18.2 points and 15.1 rebounds per game as a junior

REGULAR SEASON COMPARISON: RECEIVING - NEW ORLEANS SAINTS

DATE	OPP	W/L	GP/GS	REC	YDS.	AVG.	TD	LG	TGTS	YAC	
10/30/16	SEA @ NO	L	5	3	34	11.3	0	15	5	7	
TOTALS			0/1	1/1	3	34	11.3	0	15	5	7

JIMMY GRAHAM'S NFL REGULAR SEASON RUSHING/RECEIVING STATISTICS

DATE	TEAM	RECEIVING							RUSHING				
		GP	GS	NO.	YDS.	AVG.	LG	TD	NO.	YDS.	AVG.	LG	TD
2010	Saints	15	5	31	356	11.5	52	5	1	3	3.0	3	0
2011	Saints	16	11	99	1,310	13.2	59	11	0	0	0.0	0	0
2012	Saints	15	9	85	982	11.6	46	9	0	0	0.0	0	0
2013	Saints	16	12	86	1,215	14.1	56t	16	0	0	0.0	0	0
2014	Saints	16	13	85	889	10.5	29	10	0	0	0.0	0	0
2015	Seahawks	11	11	48	605	12.6	45	2	0	0	0.0	0	0
2016	Seahawks	16	15	65	923	14.2	42	6	1	0	0.0	0	0
2017	Seahawks	16	13	57	520	9.1	33	10	0	0	0.0	0	0
2018	Packers	16	12	55	636	11.6	54	2	0	0	0.0	0	0
2019	Packers	16	10	38	447	11.8	48	3	0	0	0.0	0	0
2020	Bears	7	7	27	234	8.7	29	4	0	0	0.0	0	0
NFL TOTALS		160	118	676	8,117	12.0	59	78	2	3	1.5	3	0

JIMMY GRAHAM'S NFL POSTSEASON RUSHING/RECEIVING STATISTICS

DATE	TEAM	RECEIVING							RUSHING				
		GP	GS	NO.	YDS.	AVG.	LG	TD	NO.	YDS.	AVG.	LG	TD
2010	Saints	0	0	0	0	0.0	0	0	0	0	0.0	0	0
2011	Saints	2	2	12	158	13.2	66t	3	0	0	0.0	0	0
2013	Saints	2	1	4	52	13.0	21	0	0	0	0.0	0	0
2016	Seahawks	2	2	6	59	9.8	14	1	0	0	0.0	0	0
2019	Packers	2	1	7	108	15.4	42	0	0	0	0.0	0	0
NFL TOTALS		8	6	29	377	13.0	66t	4	0	0	0.0	0	0

SINGLE-GAME HIGHS: RUSHING/RECEIVING

Rush Attempts

1 vs. Los Angeles Rams, Dec 15, 2016
...1 more at 1.

Rushing Yards

3 vs. Carolina Panthers, Oct 03, 2010

Longest Runs

3 vs. Carolina Panthers, Oct 03, 2010

Receptions

10 vs. San Francisco 49ers, Nov 09, 2014
...4 more at 10.

Receiving Yards

179 at Tampa Bay Buccaneers, Sep 15, 2013

Longest Receptions

59 at Jacksonville Jaguars, Oct 02, 2011

Receiving TDs

2 at Atlanta Falcons, Sep 27, 2020

...15 more at 2.

All-purpose yards

179 at Tampa Bay Buccaneers, Sep 15, 2013

Most TDs

2 at Atlanta Falcons, Sep 27, 2020

...15 more at 2.

SINGLE-GAME HIGHS - POSTSEASON: RUSHING/RECEIVING

Receptions

7 vs. Detroit Lions, Jan 07, 2012

Receiving Yards

103 at San Francisco 49ers, Jan 14, 2012

Longest Receptions

66t at San Francisco 49ers, Jan 14, 2012

Receiving TDs

2 at San Francisco 49ers, Jan 14, 2012

All-purpose yards

103 at San Francisco 49ers, Jan 14, 2012

Miscellaneous Tackles

1 at San Francisco 49ers, Jan 19, 2020

Most TDs

2 at San Francisco 49ers, Jan 14, 2012

100-YARD RECEIVING GAMES (18): REGULAR SEASON

DATE	TEAM	NO.	YDS.	AVG.	LG	TD
09/25/11	TEXANS	4	100	25.0	32	1
10/02/11	at Jaguars	10	132	13.2	59	1
10/09/11	at Panthers	8	129	16.1	30	0
10/16/11	at Buccaneers	7	124	17.7	43	0
11/11/12	FALCONS	7	146	20.9	46	2
12/30/12	PANTHERS	9	115	12.8	27	1
09/15/13	at Buccaneers	10	179	17.9	56t	1
09/22/13	CARDINALS	9	134	14.9	29	2
09/30/13	DOLPHINS	4	100	25.0	43t	2
10/06/13	at Bears	10	135	13.5	38	0
11/03/13	at Jets	9	116	12.9	51t	2
11/21/13	at Falcons	5	100	20.0	44t	1
09/14/14	at Browns	10	118	11.8	23	2
10/18/15	PANTHERS	8	140	17.5	45	0
09/25/16	49ERS	6	100	16.7	40	1
10/02/16	at Jets	6	113	18.8	27	0
11/07/16	BILLS	8	103	12.9	18t	2
10/15/18	49ERS	5	104	20.8	54	0

100-YARD RECEIVING GAMES (1): POSTSEASON

DATE	TEAM	NO.	YDS.	AVG.	LG	TD
01/14/12	at 49ers	5	103	20.6	66t	2

2020 GAME-BY-GAME REGULAR SEASON STATISTICS (BEARS)

DATE	OPPONENT	P/S	RECEIVING					RUSHING					W/L	SCORE
			NO.	YDS.	AVG.	LG	TD	NO.	YDS.	AVG.	LG	TD		
09/13	at Lions	S	3	25	8.3	16	1	0	0	0.0	0	0	W	27-23
09/20	Giants	S	1	18	18.0	18	0	0	0	0.0	0	0	W	17-13
09/27	at Falcons	S	6	60	10.0	29	2	0	0	0.0	0	0	W	30-26
10/04	Colts	S	4	33	8.3	11	0	0	0	0.0	0	0	L	11-19
10/08	Buccaneers	S	3	33	11.0	13	1	0	0	0.0	0	0	W	20-19
10/18	at Panthers	S	5	34	6.8	10	0	0	0	0.0	0	0	W	23-16
10/26	at Rams	S	5	31	6.2	14	0	0	0	0.0	0	0	L	10-24
2020 TOTALS		7-7	27	234	8.7	29	4	0	0	0.0	0	0	5-2	


ARLINGTON
HAMBRIGHT
71
Ht: 6-5
DOB: 1/30/96 (24)
Bears Season: R
Acquired: D7a-20

Wt: 315
College: Colorado
NFL Season: R

OFFENSIVE LINEMAN
PRO CAREER:

- Rookie offensive lineman in his first year in the NFL
- Selected in the seventh round of the 2020 NFL Draft (226th overall) by the Bears

2020 SEASON (Bears):

- Inactive for Weeks 1-7

TRANSACTIONS:

- **04/25/2020:** Drafted by the Bears (four-year contract through 2023)

COLLEGE:

- In 2019 at Colorado, Hambright started all 11 games with 68 knockdown blocks, 12 touchdown blocks and 13 perfect plays on passing touchdowns
- Against Stanford, he was named the Pac-12 Offensive Lineman of the Week, one of three times he was nominated with the others coming against Nebraska and Washington
- In 2018 at Oklahoma State, he started the first five games of the season before suffering an injury that kept him out until the Liberty Bowl
- The Cowboys were 5-1 in the six games Hambright played an 2-5 in the seven games he missed
- In those six games, Oklahoma State averaged 43.3 points per game while gaining 537.8 yards per game of total offense, including 317.2 passing and 220.7 rushing yards per game
- Redshirted the 2017 season
- At Garden City CC, was part of the 11-0 NJCAA National Championship team in 2016 as a sophomore, improving from a 3-8 record his freshman season in 2015
- Garden City featured a rushing attack that averaged 194.8 yards per game while averaging 349.7 total yards per game that season, number that jumped to 206.0 rushing yards and 367.0 total yards of offense during a 7-0 run through the Jayhawk Conference in 2016
- Rivals named him the No. 34 JUCO player in the class and Scout tabbed him as the No. 59 prospect

PERSONAL:

- Graduated from Oklahoma State University and pursued his graduate studies at Colorado
- Lettered three seasons at Belleville High School under coaches Matt Davenport and Marcus Hosman
- As a senior, he played on the offensive and defensive line
- His junior season in 2013, Belleville averaged 205.6 rushing yards per game
- Led the team that season in pancake blocks and also saw action in nine games on defense
- Also played basketball at Hamilton, helping the team to a 14-7 record as a senior including a 6-2 mark in league play

ARLINGTON HAMBRIGHT'S NFL REGULAR SEASON STATISTICS

DATE	TEAM	GP	GS
2020	Bears	0	0
NFL TOTALS		0	0

2020 GAME-BY-GAME REGULAR SEASON STATISTICS (BEARS)

DATE	OPPONENT	P/S	W/L	SCORE
09/13	at Lions		W	27-23
09/20	Giants		W	17-13
09/27	at Falcons		W	30-26
10/04	Colts		L	11-19
10/08	Buccaneers		W	20-19
10/18	at Panthers		W	23-16
10/26	at Rams		L	10-24
2020 TOTALS		0-0	5-2	



DEMETRIUS HARRIS

86

Ht: 6-7
DOB: 7/29/91 (29)
Bears Season: 1
Acquired: UFA-20 (CLE)

Wt: 258
College: UW-Milwaukee
NFL Season: 7

TIGHT END

PRO CAREER:

- Came to Chicago following stops with the Cleveland Browns (2019) and Kansas City Chiefs (2014-18)
- A seven-year veteran, Harris' career numbers include 93 games played (44 starts), 79 catches for 799 yards (10.1 avg) and nine touchdowns

2020 SEASON (Bears):

- Caught three passes for 15 yards in the Week 3 win at the Falcons
- Caught two passes for 15 yards in Week 7 at the Rams
- Made his first start of the season in the Week 2 win over the Giants

2019 SEASON (Browns):

- Appeared in 15 games with six starts with the Browns
- Recorded 15 catches for 149 yards (9.9. avg.) and three touchdowns
- Caught at least one pass in 10 of 15 games
- Hauled in a 21-yard touchdown pass at New England
- Also caught touchdown passes at home against the Rams and Ravens

2018 SEASON (Chiefs):

- Started four of 11 games, posting 12 receptions for 164 yards and three touchdowns
- Started one of two postseason games
- Caught two passes for a season-high 59 yards at Denver
- Registered season highs with three receptions in back-to-back games at Oakland and versus Baltimore

2017 SEASON (Chiefs):

- Played all 16 games with seven starts, adding career highs in receptions (18) and receiving yards (224) with one touchdown
- Recorded postseason career highs with two catches for 22 yards in the playoffs
- Caught his lone touchdown pass of the season at New England
- Notched a season-high four receptions at Miami
- Caught three passes for a season-high 73 yards at Denver

2016 SEASON (Chiefs):

- Appeared in every game with 11 starts
- Caught 17 passes for 123 yards and a score
- Played in one postseason contest
- Recovered a fumble on special teams and returned it 27 yards for a touchdown at the Jets
- Posted seasons highs with six receptions for 37 yards and a touchdown vs. Denver

2015 SEASON (Chiefs):

- Played in all 16 regular season games for the first time in his career with nine starts
- Caught seven passes for 74 yards and a touchdown
- Made his postseason debut in two games, along with one start, and added a 10-yard reception

2014 SEASON (Chiefs):

- Saw action in eight games with three starts
- Tallied three receptions for 20 yards
- Finished the season on the injured reserve list with an ankle injury
- Made NFL debut at Denver where he caught his first career pass for 10 yards

2013 SEASON (Chiefs):

- Spent the majority of the season on the Chiefs' practice squad

TRANSACTIONS:

- **02/20/2020:** Signed by Chicago/UFA (one-year contract through 2020)
- **02/17/2020:** Released by Cleveland
- **03/14/2019:** Signed by Cleveland/UFA (two-year contract through 2020)
- **03/11/2015:** Re-signed by Kansas City/EFA
- **01/06/2014:** Signed to Chiefs active roster
- **09/01/2013:** Signed to Chiefs practice squad
- **08/31/2013:** Released by Chiefs
- **05/01/2013:** Signed by Chiefs/UDFA

COLLEGE:

- Played basketball for UW-Milwaukee, serving as the team's power forward
- Originally signed on to play football at Arkansas State after high school but then decided to pursue his basketball career
- As a senior, he led the team in rebounding and finished ninth in the league in field goal percentage

PERSONAL:

- Attended Jacksonville (Ark.) High School where he was an all-state football and basketball player
- Won a state title in basketball

REGULAR SEASON COMPARISON: RECEIVING/RUSHING - NEW ORLEANS SAINTS

DATE	OPP	RECEIVING										RUSHING			
		W/L	GP/GS	NO.	YDS.	AVG.	LG	TD	TGTS	YAC	NO.	YDS.	AVG.	LG	TD
10/23/16	KC vs. NO	W	P	1	10	10.0	10	0	3	4	0	0	0	0	0
TOTALS		1/0	1/0	1	10	10.0	10	0	3	4	0	0	0	0	0

DEMETRIUS HARRIS' NFL REGULAR SEASON RUSHING/RECEIVING STATISTICS

DATE	TEAM	RECEIVING							RUSHING				
		GP	GS	NO.	YDS.	AVG.	LG	TD	NO.	YDS.	AVG.	LG	TD
2013	Chiefs	0	0	0	0	0.0	0	0	0	0	0.0	0	0
2014	Chiefs	8	3	3	20	6.7	10	0	0	0	0.0	0	0
2015	Chiefs	16	9	7	74	10.6	25	1	0	0	0.0	0	0
2016	Chiefs	16	11	17	123	7.2	13	1	0	0	0.0	0	0
2017	Chiefs	16	7	18	224	12.4	51	1	0	0	0.0	0	0
2018	Chiefs	15	3	12	164	13.7	35	3	0	0	0.0	0	0
2019	Browns	15	6	15	149	9.9	23	3	0	0	0.0	0	0
2020	Bears	7	5	7	45	6.4	9	0	0	0	0.0	0	0
NFL TOTALS		93	44	79	799	10.1	51	9	0	0	0.0	0	0

DEMETRIUS HARRIS' NFL POSTSEASON RUSHING/RECEIVING STATISTICS

DATE	TEAM	RECEIVING							RUSHING				
		GP	GS	NO.	YDS.	AVG.	LG	TD	NO.	YDS.	AVG.	LG	TD
2015	Chiefs	2	1	1	10	10.0	10	0	0	0	0.0	0	0
2016	Chiefs	1	0	0	0	0.0	0	0	0	0	0.0	0	0
2017	Chiefs	1	0	2	22	11.0	13	0	0	0	0.0	0	0
2018	Chiefs	2	1	1	2	2.0	2	0	0	0	0.0	0	0
NFL TOTALS		6	2	4	34	8.5	13	0	0	0	0.0	0	0

SINGLE-GAME HIGHS: RUSHING/RECEIVING

Receptions

6 vs. Denver Broncos, Dec 25, 2016

Receiving Yards

73 at Denver Broncos, Dec 31, 2017

Longest Receptions

51 at Denver Broncos, Dec 31, 2017

Receiving TDs

1 vs. Baltimore Ravens, Dec 22, 2019
...8 more at 1.

All-purpose yards

73 at Denver Broncos, Dec 31, 2017

Kickoff Returns

1 vs. Jacksonville Jaguars, Oct 07, 2018
...1 more at 1.

Kickoff Return Yards

19 vs. New Orleans Saints, Oct 23, 2016

Longest Kickoff Return

19 vs. New Orleans Saints, Oct 23, 2016

Special Teams Tackles

1 at Carolina Panthers, Oct 18, 2020
...12 more at 1.

Miscellaneous Tackles

1 at Carolina Panthers, Oct 18, 2020
...1 more at 1.

Most TDs

1 vs. Baltimore Ravens, Dec 22, 2019
...9 more at 1.

SINGLE-GAME HIGHS - POSTSEASON: RUSHING/RECEIVING

Receptions

2 vs. Tennessee Titans, Jan 06, 2018

Receiving Yards

22 vs. Tennessee Titans, Jan 06, 2018

Longest Receptions

13 vs. Tennessee Titans, Jan 06, 2018

All-purpose yards

25 vs. Pittsburgh Steelers, Jan 15, 2017

Kickoff Returns

1 vs. New England Patriots, Jan 20, 2019
...1 more at 1.

Kickoff Return Yards

25 vs. Pittsburgh Steelers, Jan 15, 2017

Longest Kickoff Return

25 vs. Pittsburgh Steelers, Jan 15, 2017

Special Teams Tackles

1 at New England Patriots, Jan 16, 2016

2020 GAME-BY-GAME REGULAR SEASON STATISTICS (BEARS)

DATE	OPPONENT	P/S	RECEIVING					RUSHING					W/L	SCORE
			NO.	YDS.	AVG.	LG	TD	NO.	YDS.	AVG.	LG	TD		
09/13	at Lions	P	0	0	0.0	0	0	0	0	0.0	0	0	W	27-23
09/20	Giants	S	0	0	0.0	0	0	0	0	0.0	0	0	W	17-13
09/27	at Falcons	S	3	15	5.0	8	0	0	0	0.0	0	0	W	30-26
10/04	Colts	S	1	6	6.0	6	0	0	0	0.0	0	0	L	11-19
10/08	Buccaneers	P	1	9	9.0	9	0	0	0	0.0	0	0	W	20-19
10/18	at Panthers	S	0	0	0.0	0	0	0	0	0.0	0	0	W	23-16
10/26	at Rams	S	2	15	7.5	9	0	0	0	0.0	0	0	L	10-24
2020 TOTALS			7-5	7	45	6.4	9	0	0	0	0.0	0	0	5-2



AKEM HICKS

96

Ht: 6-4
DOB: 11/16/89 (30)
Bears Season: 5
Acquired: UFA-16 (NE)

Wt: 347
College: Regina
NFL Season: 9

DEFENSIVE TACKLE


 18

PRO CAREER:

- In his fifth season with the Bears and ninth overall in 2020
- Earned his first career Pro Bowl selection in 2018
- Has started 93 of 121 games with 339 tackles, 37.0 sacks, 68 TFLs, six forced fumbles and six fumble recoveries with the Saints (2012-15), Patriots (2015) and Bears (2016-20)

HONORS:

- **2019:** Ranked No. 39 on NFL's Top 100 list
- **2018:** Named to the Pro Bowl (DT)
- **2016:** Named Week 13 NFC Defensive Player of the Week

2020 SEASON (Bears):

- Has a team-high 11 QBHs on the season and is second on the team with 3.5 sacks for minus-23.5 yards
- Recorded 1.5 sacks in the Week 3 win at the Falcons, where he also had a career-high 5 QBHs
- Recorded 1.0 sack for minus-9 yards in the Week 1 win at Detroit; also had four tackles in that game with one QBH
- Had his second sack of the season in the Week 2 win over the Giants to go along with three tackles
- Season-high six tackles in Week 4 vs. the Colts, including one TFL and two QBH
- Recovered a fumble and also added a TFL in the Week 6 win at the Panthers

2019 SEASON (Bears):

- Started five games in which he played, recording 10 tackles, 1.0 sack, one fumble recovery and one TFL
- Placed on Injured Reserve on 10/15
- Activated from Injured Reserve on 12/14 and recorded four tackles and two QBH in Week 15 at GB

2018 SEASON (Bears):

- Name to his first Pro Bowl after starting 16 games and recording 55 tackles, 7.5 sacks, 12 tackles for loss, five pass breakups and three forced fumbles
- Recorded a career-high five tackles for loss vs. MIN (11/18)
- Scored on a one-yard touchdown run at NYG (12/2)
- Led team in tackles for loss and was second on the team in sacks
- Recorded four tackles and one tackle for loss in Wild Card playoff game vs. PHI (1/6/19)

2017 SEASON (Bears):

- Started all 16 games, recording 54 tackles, 15 TFLs, 2 fumble recoveries and a career-high 8.5 sacks for a loss of 57 yards
- Recorded 20 QBHs, the most by a Chicago Bear in single-season since the stat was tracked in 2006

2016 SEASON (Bears):

- Started all 16 games at DE, setting a career-high in tackles (71), sacks (7), pass breakups (3) and forced fumbles (2), 5 TFLs and recovered 1 fumble
- Only defensive player to start every game

2015 SEASON (Saints/Patriots):

- Appeared in 16 games, making 3 starts with the Patriots and Saints
- Posted 23 tackles, 3 sacks, 5 TFLs and 1 FR
- All 3 starts came with New Orleans, where he collected 2 assisted tackles
- In 13 games with New England, notched 21 tackles, 3 sacks, 5 TFLs and 1 FR
- Saw action in 2 playoff games, posting 3 tackles and 1 TFL

2014 SEASON (Saints):

- Started 14-of-15 games, posting 41 tackles, 2 sacks and 7 TFLs
- Placed on Injured Reserve prior the season finale

2013 SEASON (Saints):

- Started 16-of-16 games for the first time in his career
- Posted then career-highs in tackles (56), sacks (4.5) and TFLs (8)
- Fifty-six (56) tackles were the most among the Saints defensive front
- Started both of the Saints' postseason contests, notching 7 tackles and 0.5 sacks

2012 SEASON (Saints):

- Appeared in 14 games with the Saints as a rookie, tallying 20 tackles, 1 pass breakup, 2 TFLs and 1 forced fumble

TRANSACTIONS:

- **09/09/2017:** Re-signed with the Bears (four-year extension through 2021)
- **03/13/2016:** Signed/UFA with the Bears (two-year contract through 2017)
- **10/01/2015:** Traded to New England Patriots
- **06/28/2012:** Signed/draft choice with the Saints (four-year contract through 2015)

COLLEGE:

- Started all 16 games from 2010-11 at Regina in Canada, recording 76 tackles, 8 sacks, 4 forced fumbles and 13 TFLs
- Attended LSU in 2009 but did not play
- At Sacramento City College from 2007-08, where he was an All-American as a sophomore, posted 65 tackles in 17 games

PERSONAL:

- A native of Sacramento, Calif., Hicks was born in Elk Grove and attended Del Campo High School in Fair Oaks

REGULAR SEASON COMPARISON: DEFENSIVE - NEW ORLEANS SAINTS

DATE	OPP	W/L	GP/GS	TOT	SOLO	ASST	SACK	YDS.	INT	TACKLES						MISC		
										TFL	PD	QBH	TD	FF	FR	FR		
10/29/17	CHI @ NO	L	5	2	2	0	1.0	8	0	1	0	2	0	0	0	0		
TOTALS		0/1	1/1	2	2	0	1.0	8	0	1	0	2	0	0	0			

AKIEM HICKS' NFL REGULAR SEASON DEFENSIVE STATISTICS

DATE	TEAM	GP	GS	TACKLES						INTERCEPTIONS					O. FUMB			ST			MISC						
				TK	S	A	TFL	YDS	SK	YDS	QBH	NO	YDS	LG	TD	PD	FF	FR	YDS	TK	S	A	FF	FR	S	A	
2012	Saints	14	0	20	10	10	2	0	0.0	0.0	4	0	0	0	0	1	1	0	0	0	0	0	0	0	0	0	
2013	Saints	16	16	56	29	27	8	32	4.5	27.5	5	0	0	0	0	0	0	0	0	0	0	0	0	0	0		
2014	Saints	15	14	41	27	14	7	25	2.0	16.0	7	0	0	0	0	0	0	0	0	0	0	0	0	0	0		
2015	Saints	3	3	2	0	2	0	0	0.0	0.0	0	0	0	0	0	0	0	0	0	0	0	0	0	0	0		
Went from New Orleans to New England .																											
2015	Patriots	13	0	21	9	12	5	13	3.0	12.0	7	0	0	0	0	0	1	0	0	0	0	0	0	0	0	0	
2015	TOTAL	16	3	23	9	14	5	13	3.0	12.0	7	0	0	0	0	1	0	0	0	0	0	0	0	0	0	0	
2016	Bears	16	16	54	36	18	11	54	7.0	49.0	17	0	0	0	2	2	1	0	0	0	0	0	0	0	0		
2017	Bears	16	16	54	39	15	15	67	8.5	57.0	20	0	0	0	0	2	0	0	0	0	0	0	0	0	0		
2018	Bears	16	16	55	41	14	12	48	7.5	65.5	16	0	0	0	5	3	0	0	0	0	0	0	0	0	0		
2019	Bears	5	5	10	10	0	1	8	1.0	8.0	5	0	0	0	0	1	0	0	0	0	0	0	0	0	0		
2020	Bears	7	7	26	17	9	7	26	3.5	23.5	11	0	0	0	1	0	1	4	0	0	0	0	0	0	0		
NFL TOTALS		121	93	339	218	121	68	273	37.0	258.5	92	0	0	0	9	6	6	4	0	0	0	0	0	0	0		

AKIEM HICKS' NFL POSTSEASON DEFENSIVE STATISTICS

DATE	TEAM	GP	GS	TACKLES						INTERCEPTIONS					O. FUMB			ST			MISC				
				TK	S	A	TFL	YDS	SK	YDS	QBH	NO	YDS	LG	TD	PD	FF	FR	YDS	TK	S	A	FF	FR	S
2013	Saints	2	2	7	3	4	0	0	0.5	4.0	1	0	0	0	0	0	0	0	0	0	0	0	0	0	0
2015	Patriots	2	0	3	1	2	1	1	0.0	0.0	0	0	0	0	0	0	0	0	0	0	0	0	0	0	0
2018	Bears	1	1	4	3	1	1	1	0.0	0.0	1	0	0	0	0	0	0	0	0	0	0	0	0	0	0
NFL TOTALS		5	3	14	7	7	2	2	0.5	4.0	2	0	0	0	0	0	0	0	0	0	0	0	0	0	

SINGLE-GAME HIGHS: DEFENSIVE

Total Tackles 10 vs. San Francisco 49ers, Dec 04, 2016
Sacks 2.0 vs. Minnesota Vikings, Oct 09, 2017
 ...4 more at 2.0.

Forced Fumbles 1 at Miami Dolphins, Oct 14, 2018
 ...5 more at 1.

Passes Defensed 3 at San Francisco 49ers, Dec 23, 2018

Fumble Recoveries 1 at Carolina Panthers, Oct 18, 2020
 ...5 more at 1.

Tackles For Loss 5 vs. Minnesota Vikings, Nov 18, 2018

SINGLE-GAME HIGHS - POSTSEASON: DEFENSIVE


Total Tackles 4 vs. Philadelphia Eagles, Jan 06, 2019

Tackles For Loss 1 vs. Philadelphia Eagles, Jan 06, 2019
 ...1 more at 4.

Sacks 0.5 at Philadelphia Eagles, Jan 04, 2014

2020 GAME-BY-GAME REGULAR SEASON STATISTICS (BEARS)

DATE	OPPONENT	P/S	TACKLES						INTERCEPTIONS					O. FUMB			ST			MISC			SCORE				
			TK	S	A	SK	YDS	TFL	YDS	QBH	NO	YDS	LG	TD	PD	FF	FR	YDS	TK	S	A	FF		FR	S	A	W/L
09/13	at Lions	S	5	4	1	1.0	9.0	1	9	1	0	0	0	0	0	0	0	0	0	0	0	0	0	0	0	W	27-23
09/20	Giants	S	3	2	1	1.0	7.0	2	8	1	0	0	0	0	0	0	0	0	0	0	0	0	0	0	0	W	17-13
09/27	at Falcons	S	4	3	1	1.5	7.5	1	4	5	0	0	0	0	0	0	0	0	0	0	0	0	0	0	0	W	30-26
10/04	Colts	S	6	3	3	0.0	0.0	1	1	2	0	0	0	0	0	0	0	0	0	0	0	0	0	0	0	L	11-19
10/08	Buccaneers	S	3	2	1	0.0	0.0	0	0	0	0	0	0	0	1	0	0	0	0	0	0	0	0	0	0	W	20-19
10/18	at Panthers	S	2	2	0	0.0	0.0	1	1	1	0	0	0	0	0	1	4	0	0	0	0	0	0	0	0	W	23-16
10/26	at Rams	S	3	1	2	0.0	0.0	1	3	1	0	0	0	0	0	0	0	0	0	0	0	0	0	0	0	L	10-24
2020 TOTALS		7-7	26	17	9	3.5	23.5	7	26	11	0	0	0	0	1	0	1	4	0	0	0	0	0	0	0	5-2	


J.P.
HOLTZ
81
TIGHT END
Ht: 6-3
DOB: 8/28/93 (27)
Bears Season: 2
Acquired: WFA-19 (WAS)

Wt: 259
College: Pittsburgh
NFL Season: 5

PRO CAREER:

- Has played in 22 career games with eight starts; has caught seven passes for 91 yards

2020 SEASON (Bears):

- Started and lined up at fullback in the Week 1 win at Detroit
- Saw action as a reserve and on special teams in Weeks 2-7

2019 SEASON (Bears):

- Appeared in one game as a reserve for the Washington Redskins before being waived, then claimed by the Bears, inactive for Week 2
- Appeared in 14 games (seven starts) for the Bears, catching seven passes for 91 yards
- Caught a season-high three passes for 56 yards, including a 30-yarder, in the Week 14 win over the Cowboys

KEY TRANSACTIONS:

- 09/11/2019:** Acquired from waivers from Redskins
- 09/10/2019:** Cut by Redskins
- 09/07/2019:** Promoted to active roster from the practice squad
- 09/01/2019:** Signed to Redskins practice squad
- 08/31/2019:** Cut by Redskins
- 12/29/2018:** Promoted to active roster from the practice squad
- 09/05/2018:** Signed to Redskins practice squad
- 09/01/2018:** Cut by Redskins
- 08/11/2018:** Signed by Redskins
- 10/10/2017:** Released from Browns practice squad
- 09/03/2017:** Signed to Browns practice squad
- 09/02/2017:** Cut by Browns
- 01/02/2017:** Signed by Browns
- 12/20/2016:** Signed to Browns practice squad
- 09/03/2016:** Cut by Browns
- 05/05/2016:** Signed by Browns

J.P. HOLTZ'S NFL REGULAR SEASON RUSHING/RECEIVING STATISTICS

DATE	TEAM	RECEIVING							RUSHING				
		GP	GS	NO.	YDS.	AVG.	LG	TD	NO.	YDS.	AVG.	LG	TD
2017	Browns	0	0	0	0	0.0	0	0	0	0	0.0	0	0
2018	Washington	0	0	0	0	0.0	0	0	0	0	0.0	0	0
2019	Washington	1	0	0	0	0.0	0	0	0	0	0.0	0	0
Went from Washington to Chicago.													
2019	Bears	14	7	7	91	13.0	30	0	0	0	0.0	0	0
2019	TOTAL	15	7	7	91	13.0	30	0	0	0	0.0	0	0
2020	Bears	7	1	0	0	0.0	0	0	0	0	0.0	0	0
NFL TOTALS		22	8	7	91	13.0	30	0	0	0	0.0	0	0

SINGLE-GAME HIGHS: RUSHING/RECEIVING

Receptions 3 vs. Dallas Cowboys, Dec 05, 2019
Receiving Yards 56 vs. Dallas Cowboys, Dec 05, 2019
Longest Receptions 30 vs. Dallas Cowboys, Dec 05, 2019
All-purpose yards 56 vs. Dallas Cowboys, Dec 05, 2019


Kickoff Returns

Kickoff Return Yards
Longest Kickoff Return
Special Teams Tackles

1 vs. Kansas City Chiefs, Dec 22, 2019
 ...1 more at 1.
 16 at Los Angeles Rams, Nov 17, 2019
 16 at Los Angeles Rams, Nov 17, 2019
 1 at Los Angeles Rams, Oct 26, 2020
 ...3 more at 1.

2020 GAME-BY-GAME REGULAR SEASON STATISTICS (BEARS)

DATE	OPPONENT	P/S	RECEIVING					RUSHING					W/L	SCORE
			NO.	YDS.	AVG.	LG	TD	NO.	YDS.	AVG.	LG	TD		
09/13	at Lions	S	0	0	0.0	0	0	0	0	0.0	0	0	W	27-23
09/20	Giants	P	0	0	0.0	0	0	0	0	0.0	0	0	W	17-13
09/27	at Falcons	P	0	0	0.0	0	0	0	0	0.0	0	0	W	30-26
10/04	Colts	P	0	0	0.0	0	0	0	0	0.0	0	0	L	11-19
10/08	Buccaneers	P	0	0	0.0	0	0	0	0	0.0	0	0	W	20-19
10/18	at Panthers	P	0	0	0.0	0	0	0	0	0.0	0	0	W	23-16
10/26	at Rams	P	0	0	0.0	0	0	0	0	0.0	0	0	L	10-24
2020 TOTALS		7-1	0	0	0.0	0	0	0	0	0.0	0	0	5-2	



DE ANDRE HOUSTON-CARSON

36

Ht: 6-0
DOB: 4/13/93 (27)
Bears Season: 5
Acquired: D6-16

Wt: 205
College: William & Mary
NFL Season: 5

DEFENSIVE BACK

PRO CAREER:

- In his fifth NFL season in 2020; has appeared in 55 games for the Bears
- Has 27 special teams tackles, two forced fumbles and one fumble recovery in his career

2020 SEASON (Bears):

- Has played in every game on special teams and as a reserve in the defensive backfield
- Recorded his first career INT late in the fourth quarter to seal the Week 6 victory at Carolina
- Made two special teams tackles in the Week 1 win at Detroit
- Broke up the pass on the final play to help secure the Week 5 win over the Buccaneers; also had two tackles in that game

2019 SEASON (Bears):

- Appeared in 16 games as a reserve and on special teams, recording six special teams tackles

2018 SEASON (Bears):

- Appeared in 13 games as a reserve, recording four tackles and adds six tackles and one fumble recovery on special teams
- Recorded one special team tackle in Wild Card playoff game vs. Philadelphia (1/6/19)

2017 SEASON (Bears):

- Appeared in 11 games after being promoted from practice squad on 9/19; inactive for games 11-13
- Recorded 10 special teams tackles

2016 SEASON (Bears):

- Appeared in 8 games (Games 1-5, 8, 12 & 16) on special teams as a rookie and added 2 special teams tackles

TRANSACTIONS:

- **03/31/2020:** Re-signed with the Bears/UFA (one-year contract through 2020)
- **03/29/2019:** Re-signed with Bears/UFA (one-year contract through 2019)
- **09/19/2017:** Promoted to active roster from the practice squad
- **09/03/2017:** Signed to Bears practice squad
- **09/02/2017:** Released by the Bears
- **05/09/2016:** Signed/draft choice with Bears (four-year contract through 2019)

COLLEGE:

- Started every game he appeared in (45) over four seasons at William & Mary (2012-15)
- Finished his career with 293 tackles, 11.5 TFLs, 34 pass breakups, 1 forced fumble, 2 fumble recoveries and 2 sacks; also tallied 10 interceptions with 1 returned for a touchdown and on special teams, notched 9 blocked kicks and 4 punt returns for 11 yards
- Following his senior season, became the third player in the program's history to earn consensus first-team All-America honors and was named Colonial Athletic Association co-Defensive Player of the Year
- Transitioned from corner to safety prior to the start of the 2015 season
- Started all 13 contests, notching a team-high 109 tackles, 4 interceptions (tied for 2nd in the CAA), 4.5 TFLs, 7 pass breakups, 1 forced fumbles and 1 sack as a senior
- Became the third player in school history to earn consensus first-team All-America honors (AP, AFCA, STATS, WCFF and College Sporting News)
- Named Colonial Athletic Association co-Defensive Player of the Year and VaSID State Defensive Player of the Year

PERSONAL:

- Three-time letterwinner as a running back, wide receiver and defensive back at Massaponax High School (Spotsylvania, Va.)
- Garnered all-area accolades from the Free Lance-Star as a senior
- Named his school's Offensive Player of the Year; rushed for more than 1,000 yards with 17 total touchdowns (11 rushing, 6 receiving) during senior season
- Earned three letters in basketball as a guard and one letter in track

DEANDRE HOUSTON-CARSON'S NFL REGULAR SEASON DEFENSIVE STATISTICS

DATE	TEAM	GP	TACKLES							INTERCEPTIONS				O. FUMB			ST				MISC						
			GS	TK	S	A	TFL	YDS	SK	YDS	QBH	NO	YDS	LG	TD	PD	FF	FR	YDS	TK	S	A	FF	FR	S	A	
2016	Bears	8	0	0	0	0	0	0	0.0	0.0	0	0	0	0	0	0	0	0	0	0	0	0	0	0	0	0	0
2017	Bears	11	0	0	0	0	0	0	0.0	0.0	0	0	0	0	0	0	0	0	0	0	0	10	10	0	2	0	0
2018	Bears	13	0	4	4	0	0	0	0.0	0.0	1	0	0	0	0	0	0	0	0	0	6	4	2	0	1	0	0
2019	Bears	16	0	0	0	0	0	0	0.0	0.0	0	0	0	0	0	0	0	0	0	0	6	3	3	0	0	0	0
2020	Bears	7	0	2	2	0	0	0	0.0	0.0	0	1	0	0	0	2	0	0	0	0	3	3	0	0	0	0	0
NFL TOTALS		55	0	6	6	0	0	0	0.0	0.0	1	1	0	0	2	0	0	0	0	27	20	7	2	1	0	0	

2020 GAME-BY-GAME REGULAR SEASON STATISTICS (BEARS)

DATE	OPPONENT	P/S	TACKLES							INTERCEPTIONS				O. FUMB			ST			MISC		SCORE					
			TK	S	A	SK	YDS	TFL	YDS	QBH	NO	YDS	LG	TD	PD	FF	FR	YDS	TK	S	A		FF	FR	S	A	W/L
09/13	at Lions	P	0	0	0	0.0	0.0	0	0	0	0	0	0	0	0	0	0	2	2	0	0	0	0	0	0	W	27-23
09/20	Giants	P	0	0	0	0.0	0.0	0	0	0	0	0	0	0	0	0	0	0	0	0	0	0	0	0	0	W	17-13
09/27	at Falcons	P	0	0	0	0.0	0.0	0	0	0	0	0	0	0	0	0	0	0	0	0	0	0	0	0	0	W	30-26
10/04	Colts	P	0	0	0	0.0	0.0	0	0	0	0	0	0	0	0	0	0	0	0	0	0	0	0	0	0	L	11-19
10/08	Buccaneers	P	2	2	0	0.0	0.0	0	0	0	0	0	0	0	1	0	0	0	0	0	0	0	0	0	0	W	20-19
10/18	at Panthers	P	0	0	0	0.0	0.0	0	0	0	0	1	0	0	0	1	0	0	0	1	1	0	0	0	0	W	23-16
10/26	at Rams	P	0	0	0	0.0	0.0	0	0	0	0	0	0	0	0	0	0	0	0	0	0	0	0	0	0	L	10-24
2020 TOTALS		7-0	2	2	0	0.0	0.0	0	0	0	0	1	0	0	0	2	0	0	0	3	3	0	0	0	0	0	5-2


GERMAIN
IFEDI
74
Ht: 6-5
DOB: 6/2/94 (26)
Bears Season: 1
Acquired: UFA-20 (SEA)

Wt: 340
College: Texas A&M
NFL Season: 5

OFFENSIVE LINEMAN
PRO CAREER:

- Has 67 career starts at both guard and tackle, including five postseason contests; has three playoff starts at right tackle and two at right guard

2020 SEASON (Bears):

- Has started every game for the Bears at right guard
- Helped the Bears rush for 149 yards in the Week 1 win at Detroit

2019 SEASON (Seahawks):

- Started all 16 games at right tackle as the Seahawks finished fourth in the NFL with 137.5 yards per game on the ground

2018 SEASON (Seahawks):

- Started all 15 games played and helped Seattle lead the league in rushing, averaging 160.0 yards per game; started at right tackle 14 games and one at right guard in Week 17

2017 SEASON (Seahawks):

- Started at right tackle all 16 games in 2017

2016 SEASON (Seahawks):

- Rookie-year starter at right guard for 13 games and both postseason contests

TRANSACTIONS:

- 04/01/2020:** Signed by the Bears/UFA (one-year contract through 2020)
- 05/02/2019:** Seahawks decline fifth-year option on rookie contract
- 05/06/2016:** Signed by the Seahawks/draft choice (four-year contract; fifth-year option)

COLLEGE:

- Three-year starter after redshirting in 2012; started all 37 games played in his Aggies career
- Voted team captain his junior season and was named second-team All-SEC after starting 13 games at right tackle
- Named to the Sporting News Freshman All-America team

PERSONAL:

- Prepped at Houston Westside High School
- First-team All-Greater Houston by the *Houston Chronicle* in 2011
- Earned second-team All-State honors by the *Associated Press* and first-team All-District 20-5A honors
- Recorded 96 pancakes as a senior, and also blocked a kick
- ESPN rated him as a four-star recruit and the No. 26 guard prospect; rated as a four-star recruit and the No. 15 guard nationally by Scout.com

GERMAIN IFEDI'S NFL REGULAR SEASON STATISTICS

DATE	TEAM	GP	GS
2016	Seahawks	13	13
2017	Seahawks	16	16
2018	Seahawks	15	15
2019	Seahawks	16	16
2020	Bears	7	7
NFL TOTALS		67	67

GERMAIN IFEDI'S NFL POSTSEASON STATISTICS

DATE	TEAM	GP	GS
2016	Seahawks	2	2
2018	Seahawks	1	1
2019	Seahawks	2	2
NFL TOTALS		5	5



2020 GAME-BY-GAME REGULAR SEASON STATISTICS (BEARS)

DATE	OPPONENT	P/S	W/L	SCORE
09/13	at Lions	S	W	27-23
09/20	Giants	S	W	17-13
09/27	at Falcons	S	W	30-26
10/04	Colts	S	L	11-19
10/08	Buccaneers	S	W	20-19
10/18	at Panthers	S	W	23-16
10/26	at Rams	S	L	10-24
2020 TOTALS		7-7	5-2	



JOEL IYIEGBUNIWE

45

Ht: 6-1
DOB: 10/12/95 (25)
Bears Season: 3
Acquired: D4-18

Wt: 232
College: Western Kentucky
NFL Season: 3

LINEBACKER

PRO CAREER:

- Has appeared in 38 games over two seasons with the Bears, primarily on special teams

2020 SEASON (Bears):

- Has played in every game for the Bears as a reserve ILB and also primarily on special teams
- Recorded one tackle on special teams in the Week 1 win at Detroit and again at the Falcons in Week 3
- Career-high two special teams tackles in Week 7 at the Rams

2019 SEASON (Bears):

- Appeared in 15 games, making four STTs ... inactive for Week 5 at Oakland

2018 SEASON (Bears):

- Appeared in 16 games as a reserve, making three tackles, one tackle for loss and five tackles on special teams
- Appeared in Wild Card playoff game as a reserve

TRANSACTIONS:

- 05/10/2018:** Signed/draft choice by Bears (four-year contract through 2021)

COLLEGE:

- Appeared in 44 games (27 starts) at Western Kentucky, recording 201 tackles, 22.5 TFLs, 5.5 sacks, 4 pass breakups, 3 forced fumbles and 1 fumble recovery
- Named First Team All-CUSA in 2017

PERSONAL:

- Played at South Warren High School in Bowling Green, Ky.
- Was the No. 12 prospect in the Bluegrass by 247Sports.com

JOEL IYIEGBUNIWE'S NFL REGULAR SEASON DEFENSIVE STATISTICS

DATE	TEAM	GP	TACKLES							INTERCEPTIONS							O. FUMB					ST					MISC				
			GS	TK	S	A	TFL	YDS	SK	YDS	QBH	NO	YDS	LG	TD	PD	FF	FR	YDS	TK	S	A	FF	FR	S	A					
2018	Bears	16	0	3	3	0	1	6	0.0	0.0	0	0	0	0	0	0	0	0	6	6	0	0	0	0	0						
2019	Bears	15	0	0	0	0	0	0	0.0	0.0	0	0	0	0	0	0	0	0	4	3	1	0	0	0							
2020	Bears	7	0	0	0	0	0	0	0.0	0.0	0	0	0	0	0	0	0	0	5	3	2	0	0	0							
NFL TOTALS		38	0	3	3	0	1	6	0.0	0.0	0	0	0	0	0	0	0	0	15	12	3	0	0	0							

JOEL IYIEGBUNIWE'S NFL POSTSEASON DEFENSIVE STATISTICS

DATE	TEAM	GP	TACKLES							INTERCEPTIONS							O. FUMB					ST					MISC				
			GS	TK	S	A	TFL	YDS	SK	YDS	QBH	NO	YDS	LG	TD	PD	FF	FR	YDS	TK	S	A	FF	FR	S	A					
2018	Bears	1	0	0	0	0	0	0	0.0	0.0	0	0	0	0	0	0	0	0	0	0	0	0	0	0							
NFL TOTALS		1	0	0	0	0	0	0	0.0	0.0	0	0	0	0	0	0	0	0	0	0	0	0	0	0							

SINGLE-GAME HIGHS: DEFENSIVE

Total Tackles 2 at Buffalo Bills, Nov 04, 2018
Tackles For Loss 1 at Buffalo Bills, Nov 04, 2018

Special Teams Tackles 2 at Los Angeles Rams, Oct 26, 2020
 ...1 more at 2.

2020 GAME-BY-GAME REGULAR SEASON STATISTICS (BEARS)

DATE	OPPONENT	P/S	TACKLES							INTERCEPTIONS							O. FUMB					ST					MISC	SCORE
			TK	S	A	SK	YDS	TFL	YDS	QBH	NO	YDS	LG	TD	PD	FF	FR	YDS	TK	S	A	FF	FR	S	A			
09/13	at Lions	P	0	0	0	0.0	0.0	0	0	0	0	0	0	0	0	0	0	1	0	1	0	0	0	0	W	27-23		
09/20	Giants	P	0	0	0	0.0	0.0	0	0	0	0	0	0	0	0	0	0	0	0	0	0	0	0	0	W	17-13		
09/27	at Falcons	P	0	0	0	0.0	0.0	0	0	0	0	0	0	0	0	0	0	1	1	0	0	0	0	0	W	30-26		
10/04	Colts	P	0	0	0	0.0	0.0	0	0	0	0	0	0	0	0	0	0	0	0	0	0	0	0	0	L	11-19		
10/08	Buccaneers	P	0	0	0	0.0	0.0	0	0	0	0	0	0	0	0	0	0	1	1	0	0	0	0	0	W	20-19		
10/18	at Panthers	P	0	0	0	0.0	0.0	0	0	0	0	0	0	0	0	0	0	0	0	0	0	0	0	0	W	23-16		
10/26	at Rams	P	0	0	0	0.0	0.0	0	0	0	0	0	0	0	0	0	0	2	1	1	0	0	0	0	L	10-24		
2020 TOTALS		7-0	0	0	0	0.0	0.0	0	0	0	0	0	0	0	0	0	0	5	3	2	0	0	0	0	5-2			



EDDIE JACKSON

39

Ht: 6-0

DOB: 12/10/93 (26)

Bears Season: 4

Acquired: D4a-17

Wt: 199

College: Alabama

NFL Season: 4

DEFENSIVE BACK



'18 '19

PRO CAREER:

- Two-time Pro Bowl selection (2018, 2019)
- Has started all 53 games in which he has played in his career, missing just two games in 2018
- Has six defensive touchdowns in his career, the most in the NFL since he entered the league in 2017
- Owns 222 career tackles, 26 pass defenses, six fumble recoveries (three returned for TDs), 10 interceptions (three returned for TDs), five forced fumbles, 2.0 sacks and 9 TFLs
- Named to his first Pro Bowl after the 2018 season and was named to the *Associated Press* All-Pro team
- His 76-yard INT and 75-yard fumble recovery for touchdowns vs. CAR (10/22/17) made him the first player in NFL history to return both a fumble recovery and interceptions 75+ yard touchdowns in the same game; also made him the first rookie in NFL history with multiple 75+ yard defensive touchdowns in the same game
- Since 1970, he is the only other player with 3+ defensive touchdowns of 65+ yards in a 2-season span is Deion Sanders (3 in 1994)

HONORS:

- **2019:** Pro Bowl Selection; ranked No. 30 on NFL's Top 100
- **2018:** Pro Bowl, AP All-Pro, Sporting News All-Pro, PFWA All-NFL, NFC Defensive Player of the Week (Week 12 at DET), NFC Defensive Player of the Month (November)
- **2017:** NFC Defensive Player of the Week (Week 7 vs. CAR)

2020 SEASON (Bears):

- Recorded a scoop-and-score touchdown on an 8-yard fumble return in Week 7 at the Rams, the sixth touchdown of his career and the third FR for touchdown; also had a season-high nine tackles
- Recorded six tackles, including five solo, in the Week 1 win at Detroit; deflected a Matthew Stafford pass late in the fourth quarter that led to a Kyle Fuller interception, setting up Chicago's game-winning drive in the final minutes
- Eight tackles (seven solo) in the win over the Giants in Week 2; had a pick-6 called back due to penalty
- Forced a fumble in the Week 6 win at the Panthers; had another pick-6 called back due to penalty

2019 SEASON (Bears):

- Pro Bowl selection for the second straight year
- Started all 16 games, recording 60 tackles, five passes defended, two interceptions, one forced fumble, one fumble recovery, one sack and five TFLs
- Tied his career-high with 10 tackles at Denver (9/15) before besting that with 11 tackles at PHI (11/3)
- Recorded game-clinching interceptions in Week 13 at Detroit and in Week 17 at Minnesota

2018 SEASON (Bears):

- Selected to his first Pro Bowl and named to the *Associated Press* All-Pro team after finishing fourth in the NFL with six interceptions
- Started 14 games (inactive Games 15-16), recording 51 tackles, 14 pass defenses, six interceptions (two returned for a TD), one sack, one tackle for loss, two forced fumbles and one fumble recovery (returned for a TD)
- 65-yard fumble recovery for a touchdown at BUF was his second career fumble recovery for a touchdown
- Recorded first career sack vs. Seattle (9/17)
- Active, but did not play in Wild Card playoff game vs. Philadelphia (1/6/19)

2017 SEASON (Bears):

- Started all 16 games as a rookie, recording 70 tackles, 6 pass defenses, 3 fumble recoveries (1 returned for TD), 2 interceptions (1 returned for TD), 1 FF and 1 TFL
- Jackson's 76-yard INT and 75-yard fumble recovery for touchdowns vs. CAR (10/22) made him the first player in NFL history to return both a fumble recovery and an INT 75+ yard TDs in the same game; also made him the first rookie in NFL history with multiple 75+ yard defensive touchdowns in the same game
- 75-yard fumble recovery was 3rd-longest in Bears history
- Week 7 performance earned him NFC Defensive Player of the Week Honors
- Career-high 10 tackles Week 17 vs. Minnesota
- Recorded multiple tackles in 13 of 16 games

TRANSACTIONS:

- **01/03/2020:** Re-signed by Bears (four-year extension through 2024)
- **05/15/2017:** Signed/draft choice by Bears (four-year contract through 2020)

COLLEGE:

- Started 38-of-41 career contests at Alabama, posting 130 tackles, 8.5 TFLs, 14 pass breakups, and 9 interceptions (3 returned for touchdowns)
- Earned second team All-SEC as a senior and first team All-SEC and second-team All-America as a junior
- Owns the Alabama record for career interception return yards with 303 on 9 interceptions
- Led SEC in INTs (6) as a junior in 2015
- As a senior he was selected as one of the Crimson Tide's permanent team captains for the 2016 season
- Earned second team All-SEC honors from the conference coaches, despite playing in only eight games
- Suffered a season-ending leg injury against Texas A&M as a senior
- As a junior, made the transition to safety in the spring of 2015 and excelled in his new role
- Selected to the All-SEC First Team by the conference coaches in 2015
- One of 16 semifinalists for the Jim Thorpe Award, presented annually to the nation's top defensive back, in 2015

PERSONAL:

- Played at Boyd Anderson High School in Lauderdale Lakes, Florida under coach Wayne Blair
- ESPN listed him as No. 54 wide receiver
- Caught 37 passes for 792 yards and touchdowns on the offensive side of the ball as a senior in 2012
- Added five interceptions, 66 tackles and one forced fumble on defense
- Returned two interceptions for touchdowns

REGULAR SEASON COMPARISON: DEFENSIVE - NEW ORLEANS SAINTS

DATE	OPP	W/L	GP/GS	TACKLES										MISC				
				TOT	SOLO	ASST	SACK	YDS.	INT	TFL	PD	QBH	TD	FF	FR			
10/29/17	CHI @ NO	L	S	1	1	0	0.0	0	0	0	0	0	0	0	0	0	0	0
10/20/19	CHI vs. NO	L	S	2	2	0	0.0	0	0	0	0	0	0	0	0	0	0	0
TOTALS		0/2	2/2	3	3	0	0.0	0	0	0	0	0	0	0	0	0	0	0

EDDIE JACKSON'S NFL REGULAR SEASON DEFENSIVE STATISTICS

DATE	TEAM	GP	GS	TACKLES							INTERCEPTIONS				O. FUMB			ST		MISC						
				TK	S	A	TFL	YDS	SK	YDS	QBH	NO	YDS	LG	TD	PD	FF	FR	YDS	TK	S	A	FF	FR	S	A
2017	Bears	16	16	70	53	17	1	1	0.0	0.0	0	2	82	76t	1	6	1	3	75	3	2	1	0	0	0	0
2018	Bears	14	14	51	41	10	2	3	1.0	2.0	1	6	81	41t	2	15	2	1	65	0	0	0	0	0	0	0
2019	Bears	16	16	60	51	9	5	16	1.0	1.0	0	2	18	14	0	5	1	3	0	0	0	0	0	0	0	0
2020	Bears	7	7	41	32	9	1	0	0.0	0.0	0	0	0	0	0	1	1	8	0	0	0	0	0	0	0	0
NFL TOTALS		53	53	222	177	45	9	20	2.0	3.0	1	10	181	76t	3	26	5	6	151	3	2	1	0	0	0	0

EDDIE JACKSON'S NFL POSTSEASON DEFENSIVE STATISTICS

DATE	TEAM	GP	GS	TACKLES							INTERCEPTIONS				O. FUMB			ST		MISC						
				TK	S	A	TFL	YDS	SK	YDS	QBH	NO	YDS	LG	TD	PD	FF	FR	YDS	TK	S	A	FF	FR	S	A
2018	Bears	0	0	0	0	0	0	0	0.0	0.0	0	0	0	0	0	0	0	0	0	0	0	0	0	0	0	0
NFL TOTALS		0	0	0	0	0	0	0	0.0	0.0	0	0	0	0	0	0	0	0	0	0	0	0	0	0	0	0

SINGLE-GAME HIGHS: DEFENSIVE

Total Tackles

11 at Philadelphia Eagles, Nov 03, 2019

Sacks

1.0 vs. Dallas Cowboys, Dec 05, 2019

...1 more at 1.0.

Passes Defensed

3 vs. Los Angeles Rams, Dec 09, 2018

Forced Fumbles

1 at Carolina Panthers, Oct 18, 2020

...4 more at 1.

Fumble Recoveries

1 at Los Angeles Rams, Oct 26, 2020

...5 more at 1.

Tackles For Loss

2 at Los Angeles Rams, Nov 17, 2019

Interceptions

1 at Minnesota Vikings, Dec 29, 2019

...9 more at 1.

Interception Return Yards

76 vs. Carolina Panthers, Oct 22, 2017

Special Teams Tackles

1 at Minnesota Vikings, Dec 31, 2017

...2 more at 1.

SINGLE-GAME HIGHS: RUSHING/RECEIVING

All-purpose yards

151 vs. Carolina Panthers, Oct 22, 2017

Fair Catches

1 vs. Minnesota Vikings, Oct 09, 2017

Punt Return Yards

6 at Baltimore Ravens, Oct 15, 2017

Longest Punt Return

7 at Baltimore Ravens, Oct 15, 2017

Punt Returns

2 at Baltimore Ravens, Oct 15, 2017

Special Teams Tackles

1 at Minnesota Vikings, Dec 31, 2017

...2 more at 1.

Most TDs

2 vs. Carolina Panthers, Oct 22, 2017

2020 GAME-BY-GAME REGULAR SEASON STATISTICS (BEARS)

DATE	OPPONENT	P/S	TACKLES							INTERCEPTIONS				O. FUMB			ST		MISC		SCORE						
			TK	S	A	SK	YDS	TFL	YDS	QBH	NO	YDS	LG	TD	PD	FF	FR	YDS	TK	S		A	FF	FR	S	A	W/L
09/13	at Lions	S	6	5	1	0.0	0.0	0	0	0	0	0	0	0	0	0	0	0	0	0	0	0	0	0	0	W	27-23
09/20	Giants	S	7	7	0	0.0	0.0	0	0	0	0	0	0	0	0	0	0	0	0	0	0	0	0	0	0	W	17-13
09/27	at Falcons	S	7	5	2	0.0	0.0	0	0	0	0	0	0	0	0	0	0	0	0	0	0	0	0	0	0	W	30-26
10/04	Colts	S	5	4	1	0.0	0.0	1	0	0	0	0	0	0	0	0	0	0	0	0	0	0	0	0	L	11-19	
10/08	Buccaneers	S	4	2	2	0.0	0.0	0	0	0	0	0	0	0	0	0	0	0	0	0	0	0	0	0	W	20-19	
10/18	at Panthers	S	3	1	2	0.0	0.0	0	0	0	0	0	0	0	0	1	0	0	0	0	0	0	0	0	W	23-16	
10/26	at Rams	S	9	8	1	0.0	0.0	0	0	0	0	0	0	0	0	1	8	0	0	0	0	0	0	0	L	10-24	
2020 TOTALS		7-7	41	32	9	0.0	0.0	1	0	0	0	0	0	0	0	1	1	8	0	0	0	0	0	0	0	5-2	



JOHN JENKINS

90

Ht: 6-3
DOB: 7/11/89 (31)
Bears Season: 2
Acquired: UFA-20 (MIA)

Wt: 333
College: Georgia
NFL Season: 8

DEFENSIVE TACKLE

PRO CAREER:

- Has played in 86 career games with 28 starts; has logged 160 tackles (88 solo), 2.5 sacks, 3 passes defended 1 forced fumble and 1 fumble recovery

2020 SEASON (Bears):

- Recorded two tackles in the Week 1 win at Detroit
- Spent Weeks 3-5 on IR with a thumb injury
- Returned to action Week 6 at Carolina, recording two tackles

2019 SEASON (Dolphins):

- Has played in 16 games with 5 starts in Miami (spent the offseason and training camp with the New York Giants)
- Tallied 34 tackles (20 solo), 1 sack and 1 pass defended with Miami

2018 SEASON (Giants):

- In his lone season with the Giants, appeared in seven games and logged 1 quarterback hurry

2017 SEASON (Bears):

- Appeared in 8 games (1 start); logged 8 tackles (5 solo)
- Lone start came in a 33-7 win over Cincinnati on Dec. 10, 2017 (2 total tackles, 1 solo)

2016 SEASON (Saints/Seahawks):

- Played in 7 games with 1 start for New Orleans (10 tackles, 6 solo)
- Played in 2 games with Seattle (3 tackles)

2015 SEASON (Saints):

- Played in 14 games (12 starts); totaled 49 tackles (23 solo), 0.5 sacks, 1 pass defended, 1 forced fumble and 1 fumble recovery

2014 SEASON (Saints):

- Played in 12 games (4 starts); logged 30 tackles (20 solo), 1 sack and 1 pass defended
- Missed the final game of the season after being placed on injured reserve on Dec. 27

2013 SEASON (Saints):

- Played in all 16 games (5 starts); totaled 21 tackles (13 solo)

TRANSACTIONS:

- 04/28/2020:** Signed with Bears/UFA (one-year contract through 2020)
- 09/02/2019:** Signed with the Miami Dolphins
- 08/31/2019:** Released by the Giants
- 05/13/2019:** Re-signed with the Giants
- 09/04/2018:** Signed with the Giants
- 09/01/2018:** Released by the Bears
- 04/07/2018:** Re-signed by the Bears (one-year contract through 2018)
- 09/04/2017:** Signed by the Bears
- 09/02/2017:** Released by the Bears
- 03/17/2017:** Signed by the Bears (one-year contract through 2017)
- 11/15/2016:** Signed by the Seahawks
- 11/08/2016:** Released by the Saints
- 05/10/2013:** Signed by the Saints (four-year contract through 2016)

COLLEGE:

- Two-year starter at Georgia (2011-12); named second-team All-SEC as a senior in 2012
- Played in 27 games with 18 starts at Georgia, making 78 tackles (36 solo), 4.0 sacks, 1 interception, 2 passes defended, 1 forced fumble and 1 blocked kick
- Transferred to Georgia from Gulf Coast (Miss.) Community College following his sophomore year in 2010

PERSONAL:

- Played football at Francis T. Maloney High School in Meriden, Conn.

JOHN JENKINS' NFL REGULAR SEASON DEFENSIVE STATISTICS

DATE	TEAM	GP	GS	TACKLES							INTERCEPTIONS				O. FUMB			ST			MISC					
				TK	S	A	TFL	YDS	SK	YDS	QBH	NO	YDS	LG	TD	PD	FF	FR	YDS	TK	S	A	FF	FR	S	A
2013	Saints	16	5	21	13	8	2	4	0.0	0.0	2	0	0	0	0	0	0	0	0	0	0	0	0	0	0	
2014	Saints	12	4	30	20	10	3	8	1.0	6.0	1	0	0	0	1	0	0	0	0	0	0	0	0	0		
2015	Saints	14	12	49	23	26	1	1	0.5	2.5	2	0	0	0	1	1	1	0	0	0	0	0	0	0		
2016	Saints	7	1	10	6	4	0	0	0.0	0.0	0	0	0	0	0	0	0	0	0	0	0	0	0	0		
Went from New Orleans to Seattle .																										
2016	Seahawks	2	0	3	0	3	0	0	0.0	0.0	0	0	0	0	0	0	0	0	0	0	0	0	0	0	0	
2016	TOTAL	9	1	13	6	7	0	0	0.0	0.0	0	0	0	0	0	0	0	0	0	0	0	0	0	0	0	
2017	Bears	8	1	8	5	3	0	0	0.0	0.0	0	0	0	0	0	0	0	0	0	0	0	0	0	0	0	
2018	Giants	7	0	0	0	0	0	0	0.0	0.0	1	0	0	0	0	0	0	0	0	0	0	0	0	0	0	
2019	Dolphins	16	5	34	20	14	2	10	1.0	7.0	1	0	0	0	1	0	0	0	0	0	0	0	0	0	0	
2020	Bears	4	0	5	1	4	0	0	0.0	0.0	0	0	0	0	0	0	0	0	0	0	0	0	0	0	0	
NFL TOTALS		86	28	160	88	72	8	23	2.5	15.5	7	0	0	0	3	1	1	0	0	0	0	0	0	0	0	

JOHN JENKINS' NFL POSTSEASON DEFENSIVE STATISTICS

DATE	TEAM	GP	GS	TACKLES							INTERCEPTIONS				O. FUMB			ST			MISC				
				TK	S	A	TFL	YDS	SK	YDS	QBH	NO	YDS	LG	TD	PD	FF	FR	YDS	TK	S	A	FF	FR	S
2013	Saints	2	0	5	5	0	0	0	1.0	0.0	1	0	0	0	0	0	0	0	0	0	0	0	0	0	0
2016	Seahawks	1	0	1	1	0	0	0	0.0	0.0	0	0	0	0	0	0	0	0	0	0	0	0	0	0	0
NFL TOTALS		3	0	6	6	0	0	0	1.0	0.0	1	0	0	0	0	0	0	0	0	0	0	0	0	0	0

SINGLE-GAME HIGHS: DEFENSIVE

Total Tackles 9 vs. Tennessee Titans, Nov 08, 2015
Sacks 1.0 vs. New England Patriots, Sep 15, 2019
 ...1 more at 1.0.

Passes Defensed 1 at Pittsburgh Steelers, Oct 28, 2019
 ...2 more at 1.

Forced Fumbles 1 at Atlanta Falcons, Jan 03, 2016
Fumble Recoveries 1 at Atlanta Falcons, Jan 03, 2016
Tackles For Loss 1 at Indianapolis Colts, Nov 10, 2019
 ...7 more at 1.

SINGLE-GAME HIGHS - POSTSEASON: DEFENSIVE

Total Tackles 4 at Philadelphia Eagles, Jan 04, 2014

Sacks 1.0 at Seattle Seahawks, Jan 11, 2014


2020 GAME-BY-GAME REGULAR SEASON STATISTICS (BEARS)

DATE	OPPONENT	P/S	TACKLES							INTERCEPTIONS				O. FUMB			ST			MISC		W/L	SCORE				
			TK	S	A	SK	YDS	TFL	YDS	QBH	NO	YDS	LG	TD	PD	FF	FR	YDS	TK	S	A			FF	FR	S	A
09/13	at Lions	P	2	1	1	0.0	0.0	0	0	0	0	0	0	0	0	0	0	0	0	0	0	0	0	0	W	27-23	
09/20	Giants	P	0	0	0	0.0	0.0	0	0	0	0	0	0	0	0	0	0	0	0	0	0	0	0	0	W	17-13	
09/27	at Falcons		INJURED RESERVE																							W	30-26
10/04	Colts		INJURED RESERVE																							L	11-19
10/08	Buccaneers		INJURED RESERVE																							W	20-19
10/18	at Panthers	P	2	0	2	0.0	0.0	0	0	0	0	0	0	0	0	0	0	0	0	0	0	0	0	0	W	23-16	
10/26	at Rams	P	1	0	1	0.0	0.0	0	0	0	0	0	0	0	0	0	0	0	0	0	0	0	0	0	L	10-24	
2020 TOTALS		4-0	5	1	4	0.0	0.0	0	0	0	0	0	0	0	0	0	0	0	0	0	0	0	0	0	0	5-2	

2019 GAME-BY-GAME REGULAR SEASON STATISTICS (DOLPHINS)

DATE	OPPONENT	P/S	TACKLES							INTERCEPTIONS				O. FUMB			ST			MISC		SCORE					
			TK	S	A	SK	YDS	TFL	YDS	QBH	NO	YDS	LG	TD	PD	FF	FR	YDS	TK	S	A		FF	FR	S	A	W/L
09/08	Ravens	P	4	3	1	0.0	0.0	0	0	0	0	0	0	0	0	0	0	0	0	0	0	0	0	0	0	L	10-59
09/15	Patriots	P	2	2	0	1.0	7.0	1	7	1	0	0	0	0	0	0	0	0	0	0	0	0	0	0	0	L	0-43
09/22	at Cowboys	P	1	1	0	0.0	0.0	0	0	0	0	0	0	0	0	0	0	0	0	0	0	0	0	0	0	L	6-31
09/29	Chargers	P	0	0	0	0.0	0.0	0	0	0	0	0	0	0	0	0	0	0	0	0	0	0	0	0	0	L	10-30
10/13	Washington	P	2	1	1	0.0	0.0	0	0	0	0	0	0	0	0	0	0	0	0	0	0	0	0	0	0	L	16-17
10/20	at Bills	P	4	2	2	0.0	0.0	0	0	0	0	0	0	0	0	0	0	0	0	0	0	0	0	0	0	L	21-31
10/28	at Steelers	S	1	1	0	0.0	0.0	0	0	0	0	0	0	0	0	1	0	0	0	0	0	0	0	0	0	L	14-27
11/03	Jets	S	1	0	1	0.0	0.0	0	0	0	0	0	0	0	0	0	0	0	0	0	0	0	0	0	0	W	26-18
11/10	at Colts	P	2	2	0	0.0	0.0	1	3	0	0	0	0	0	0	0	0	0	0	0	0	0	0	0	0	W	16-12
11/17	Bills	P	2	1	1	0.0	0.0	0	0	0	0	0	0	0	0	0	0	0	0	0	0	0	0	0	0	L	20-37
11/24	at Browns	S	6	3	3	0.0	0.0	0	0	0	0	0	0	0	0	0	0	0	0	0	0	0	0	0	0	L	24-41
12/01	Eagles	P	1	0	1	0.0	0.0	0	0	0	0	0	0	0	0	0	0	0	0	0	0	0	0	0	0	W	37-31
12/08	at Jets	P	2	1	1	0.0	0.0	0	0	0	0	0	0	0	0	0	0	0	0	0	0	0	0	0	0	L	21-22
12/15	at Giants	P	3	2	1	0.0	0.0	0	0	0	0	0	0	0	0	0	0	0	0	0	0	0	0	0	0	L	20-36
12/22	Bengals	S	2	1	1	0.0	0.0	0	0	0	0	0	0	0	0	0	0	0	0	0	0	0	0	0	0	W	38-35+
12/29	at Patriots	S	1	0	1	0.0	0.0	0	0	0	0	0	0	0	0	0	0	0	0	0	0	0	0	0	0	W	27-24
2019 TOTALS		16-5	34	20	14	1.0	7.0	2	10	1	0	0	0	0	1	0	0	0	0	0	0	0	0	0	0	5-11	

+ - Overtime



JAYLON JOHNSON

33

Ht: 6-0
DOB: 4/19/99 (21)
Bears Season: R
Acquired: D2b-20

Wt: 196
College: Utah
NFL Season: R

DEFENSIVE BACK

PRO CAREER:

- Rookie defensive back; selected in the second round of the 2020 NFL Draft (50th overall) by the Bears

2020 SEASON (Bears):

- Has started every game for the Bears at cornerback; ranks third in the NFL with 10 PDs behind the Giants James Bradberry and the Buccaneers Carlton Davis (11)
- His five PDs in his first two games were the second most by a rookie defender in their first two games since the league started tracking PDs in 1999 (Marcus Peters had seven through his first two games in 2015)
- Started at cornerback Week 1 at Detroit, making him the first Bears rookie to start at corner on opening day since Walt Harris in 1996; became the first non-first round draft pick to start at corner for the Bears in the opener since Mike Richardson in 1983
- Recorded three tackles and two PDs in the win at the Panthers; broke up a pass on Carolina's opening drive that led to a Tashaun Gipson INT and setting up Chicago's first touchdown

TRANSACTIONS:

- **04/24/2020:** Drafted by the Bears (four-year contract through 2023)

COLLEGE:

- 2019 All-American and two-time first-team All-Pac-12 cornerback (2018-19)
- Played in 38 career games with 29 starts, logging seven career interceptions and 28 career passes defended
- His 21 career pass breakups ranked tied for 10th all-time at Utah
- Two-time Pac-12 All-Academic honoree
- 2018 and 2019 First Team All-Pac-12; earned second-team All-America honors from Walter Camp and the *Associated Press* in 2019
- Also earned second-team All-America honors from *Sports Illustrated* and *USA Today* and third-team honors from *Pro Football Focus* and *Phil Steele*
- Started 13 games at corner, missing the bowl game after declaring for the NFL Draft
- Ranked third in the Pac-12 and led Utah with 11 pass breakups, fourth in the league in passes defended (13) and passes defended per game (1.00)
- Tied career high with eight tackles (1.0 TFL) and had two pass breakups against Oregon State
- Had an interception and two pass breakups vs. Washington State
- Three tackles vs. Washington and returned an interception 39 for his second career touchdown
- Started all 14 games at corner in 2018, recorded four interceptions led Utah and tied for third in the Pac-12
- Second in the Pac-12 and eighth in the nation with 126 interception return yards; recorded 41 tackles (2.0 TFL, 1.0 sack)
- Named Pac-12 Defensive Player of the Week after returning an interception 100 yards for a touchdown against Stanford for just the third 100-yard interception return in Utah's history
- Five tackles and an interception against Arizona State
- An interception and three tackles against USC
- An interception with a 21-yard return and two tackles vs. Colorado
- Two pass breakups vs. Washington in the Pac-12 Championship game
- Played in all 12 regular season games as a freshman in 2017 with two starts (Arizona, Washington)
- Tied for the team lead with six pass breakups and second on the team in passes defended (7)

PERSONAL:

- Named to the US Army High School All-American Bowl
- Sixth-ranked cornerback in the 2017 recruiting class by *Rivals.com* and eighth by *Scout*
- Four-star recruit by both *Rivals* and *Scout*
- 2016 First Team *USA Today* All-USA California Football Team
- Also lettered three years in basketball
- Business major, received his degree in December 2019

JAYLON JOHNSON'S NFL REGULAR SEASON DEFENSIVE STATISTICS

DATE	TEAM	GP	TACKLES								INTERCEPTIONS					O. FUMB			ST			MISC				
			GS	TK	S	A	TFL	YDS	SK	YDS	QBH	NO	YDS	LG	TD	PD	FF	FR	YDS	TK	S	A	FF	FR	S	A
2020	Bears	7	7	23	18	5	0	0	0.0	0.0	0	0	0	0	0	10	0	0	0	0	0	0	0	0	0	0
NFL TOTALS		7	7	23	18	5	0	0	0.0	0.0	0	0	0	0	10	0	0	0	0	0	0	0	0	0	0	0

SINGLE-GAME HIGHS: DEFENSIVE

Total Tackles

6 at Detroit Lions, Sep 13, 2020

Passes Defended

3 at Detroit Lions, Sep 13, 2020

2020 GAME-BY-GAME REGULAR SEASON STATISTICS (BEARS)

DATE	OPPONENT	P/S	TACKLES							INTERCEPTIONS				D. FUMB			ST			MISC		SCORE							
			TK	S	A	SK	YDS	TFL	YDS	QBH	NO	YDS	LG	TD	PD	FF	FR	YDS	TK	S	A		FF	FR	S	A	W/L		
09/13	at Lions	S	6	5	1	0.0	0.0	0	0	0	0	0	0	0	0	3	0	0	0	0	0	0	0	0	0	0	0	W	27-23
09/20	Giants	S	4	3	1	0.0	0.0	0	0	0	0	0	0	0	2	0	0	0	0	0	0	0	0	0	0	0	W	17-13	
09/27	at Falcons	S	4	3	1	0.0	0.0	0	0	0	0	0	0	0	0	0	0	0	0	0	0	0	0	0	0	W	30-26		
10/04	Colts	S	2	2	0	0.0	0.0	0	0	0	0	0	0	0	2	0	0	0	0	0	0	0	0	0	0	L	11-19		
10/08	Buccaneers	S	2	2	0	0.0	0.0	0	0	0	0	0	0	0	0	0	0	0	0	0	0	0	0	0	0	W	20-19		
10/18	at Panthers	S	3	1	2	0.0	0.0	0	0	0	0	0	0	0	2	0	0	0	0	0	0	0	0	0	0	W	23-16		
10/26	at Rams	S	2	2	0	0.0	0.0	0	0	0	0	0	0	0	1	0	0	0	0	0	0	0	0	0	0	L	10-24		
2020 TOTALS		7-7	23	18	5	0.0	0.0	0	0	0	0	0	0	0	10	0	0	0	0	0	0	0	0	0	0	0	5-2		


COLE
KMET
85
TIGHT END
Ht: 6-6
DOB: 3/10/99 (21)
Bears Season: R
Acquired: D2a-20

Wt: 258
College: Notre Dame
NFL Season: R

PRO CAREER:

- Selected in the second round of the 2020 NFL Draft (43rd overall) by the Bears

2020 SEASON (Bears):

- Make his Bears debut in the Week 1 win at Detroit
- Made his first career catch in the Week 2 win vs. the Giants, a 12-yarder from Mitchell Trubisky
- Hauled in his first touchdown catch in Week 6 at Carolina, a 9-yard pass from Nick Foles on Chicago's opening drive
- Had two catches for 45 yards, including a season-long 38-yarder, in Week 7 at the Rams

TRANSACTIONS:

- 04/24/2020:** Drafted by the Bears (four-year contract through 2023)

COLLEGE:

- A three-year letterwinner at Notre Dame; totaled 60 receptions for 691 yards and six touchdowns
- CoSIDA Academic All-District (2019)
- Named to the Mackey Award Watch List (2019), awarded to the nation's top tight end
- Started 11 games in 2019 as a junior after missing the first two due to a broken collarbone suffered during fall camp
- Notre Dame's second-leading receiver in 2019 with 43 catches for 515 yards and six touchdowns
- Had nine receptions for 108 yards and a TD in his first game back from injury at Georgia, earning Mackey Award Tight End of the Week honors
- Recorded a receiving TD in four straight games against Bowling Green, Southern Cal, Michigan and Virginia Tech
- Made a TD reception among seven receptions for 78 yards against Boston College
- Caught all six passes thrown his way for 61 yards and a score in win over Southern Cal
- Caught all five targets in regular-season finale at Stanford for a total of 77 yards
- Played in 11 games, making 15 catches for 162 yards in 2018 as a sophomore; season-high four catches for 31 yards in the win over Navy that year
- Played tight end in all 13 games as a freshman throughout the 2017 season, finishing with two catches for 14 yards
- Also played for the baseball team; in the Spring of 2018 he led the Irish with eight saves while adding 39 strikeouts

PERSONAL:

- Played for coach David Archibald at Saint Viator High School near his hometown of Lake Barrington, Ill.
- Caught 48 passes for 773 yards and four TDs as a senior at Saint Viator in 2016
- Averaged 96.6 receiving yards/game and 16.1 yards/reception
- 83-ranked overall player and No. 3 tight end by ESPN.com
- Illinois' No. 3-ranked player by Scout.com, No. 3-ranked player by 247Sports, No. 3-ranked player by ESPN and No. 3-ranked player by Rivals
- Played in the U.S. Army All-American Bowl in San Antonio
- Majored in Psychology at Notre Dame
- Named 2016 Second Team *Chicago Tribune* Preps Plus All-State
- 2016 First Team Illinois High School Coaches Association Class 6A All-Illinois

COLE KMET'S NFL REGULAR SEASON RUSHING/RECEIVING STATISTICS

DATE	TEAM	RECEIVING							RUSHING				
		GP	GS	NO.	YDS.	AVG.	LG	TD	NO.	YDS.	AVG.	LG	TD
2020	Bears	7	4	5	77	15.4	38	1	0	0	0.0	0	0
NFL TOTALS		7	4	5	77	15.4	38	1	0	0	0.0	0	0

COLE KMET'S NFL REGULAR SEASON RETURN STATISTICS

DATE	TEAM	KICKOFF RETURNS					PUNT RETURNS					
		RET.	YDS.	AVG.	LG	TD	NO.	FC	YDS.	AVG.	LG	TD
2020	Bears	0	0	0.0	0	0	0	0	0	0.0	0	0
NFL TOTALS		0	0	0.0	0	0	0	0	0	0.0	0	0

SINGLE-GAME HIGHS: RUSHING/RECEIVING

Receptions 2 at Los Angeles Rams, Oct 26, 2020
 ...1 more at 2.

Receiving Yards 45 at Los Angeles Rams, Oct 26, 2020

Longest Receptions 38 at Los Angeles Rams, Oct 26, 2020

Receiving TDs 1 at Carolina Panthers, Oct 18, 2020

All-purpose yards 45 at Los Angeles Rams, Oct 26, 2020

Most TDs 1 at Carolina Panthers, Oct 18, 2020

2020 GAME-BY-GAME REGULAR SEASON STATISTICS (BEARS)

DATE	OPPONENT	P/S	RECEIVING					RUSHING					W/L	SCORE
			NO.	YDS.	AVG.	LG	TD	NO.	YDS.	AVG.	LG	TD		
09/13	at Lions	P	0	0	0.0	0	0	0	0	0.0	0	0	W	27-23
09/20	Giants	P	1	12	12.0	12	0	0	0	0.0	0	0	W	17-13
09/27	at Falcons	S	0	0	0.0	0	0	0	0	0.0	0	0	W	30-26
10/04	Colts	S	0	0	0.0	0	0	0	0	0.0	0	0	L	11-19
10/08	Buccaneers	S	0	0	0.0	0	0	0	0	0.0	0	0	W	20-19
10/18	at Panthers	P	2	20	10.0	11	1	0	0	0.0	0	0	W	23-16
10/26	at Rams	S	2	45	22.5	38	0	0	0	0.0	0	0	L	10-24
2020 TOTALS	7-4		5	77	15.4	38	1	0	0	0.0	0	0	5-2	


CHARLES
LENO JR.
72
Ht: 6-3
DOB: 10/9/91 (29)
Bears Season: 7
Acquired: 07-14

Wt: 316
College: Boise State
NFL Season: 7

OFFENSIVE LINEMAN

 '18

PRO CAREER:

- Has appeared in 93 contests with 85 starts over six-plus seasons with Chicago (2014-20)
- Owns 84 consecutive starts at left tackle, the only Bear on offense to start every game at the same position the past four-plus seasons
- His 84 consecutive starts are the fourth most amongst Bears offensive linemen since 1991
- In 2015, helped the Bears offense to franchise's fourth-highest single-season gross passing total in 2015 (3,843 yards), fifth-highest single-season net passing total (3,660 yards) and sixth highest total for net yards (5,514)
- Made NFL debut on November 9, 2014 at Green Bay
- Made first NFL start on November 16, 2014 versus Minnesota as a sixth eligible lineman

HONORS:

- **2018:** Pro Bowl selection

2020 SEASON (Bears)

- Has started every game at left tackle
- Helped the Bears rush for 149 yards in the Week 1 win at Detroit

2019 SEASON (Bears):

- Started 16 games at left tackle for the fourth consecutive season

2018 SEASON (Bears):

- Started 16 games at left tackle
- Part of an offensive line that allowed just 33 sacks, tied for the third fewest in the NFC
- Started Wild Card playoff game vs. Philadelphia (1/6/19)
- Selected to the 2018 Pro Bowl

2017 SEASON (Bears):

- Started all 16 games at left tackle, the second consecutive season starting all 16 games at left tackle

2016 SEASON (Bears):

- Started all 16 games at left tackle
- One of only two offensive players to start every game
- Helped pave the way for rookie Jordan Howard to 1,313 rushing yards (2nd in NFL)
- Helped the Bears to the 3rd most passing yards (gross and net) in franchise history

2015 SEASON (Bears):

- Appeared in all 16 contests, with 13 starts (Games 4-16) at left tackle
- Helped the Bears offense to franchise's fourth-highest single-season gross passing total in 2015 (3,843 yards), fifth-highest single-season net passing total (3,660 yards) and sixth highest total for net yards (5,514)

2014 SEASON (Bears):

- Appeared in 6 contests with 1 start in his rookie season with the Bears, spending most of his time as a sixth eligible lineman
- Made NFL debut at Green Bay (11/9) and first career start a week later vs. MIN (11/6) as a sixth eligible lineman and saw action in Games 9-14
- Inactive Games 1-5, 7 and 8 and 16, while active but did not play in Games 6 and 15

TRANSACTIONS:

- **08/23/2017:** Re-signed with Bears (four-year extension through 2021)
- **05/13/2014:** Signed/draft choice with Bears (four-year contract through 2017)

COLLEGE:

- Concluded his collegiate career at Boise State (2010-13) having started 39 consecutive games, including each of the last 26 at left tackle
- Saw action in 49 games, accounting for 39 touchdown saving blocks and 245 knockdowns
- Blocked a field goal attempt on special teams
- Named first-team All-Mountain West tackle as a senior and second-team all-conference as a junior
- Part of offensive line that ranked sixth nationally in sacks allowed (0.77 per game) as a junior and led the nation as a sophomore (0.62 per game)

PERSONAL:

- Played football and basketball, earning three varsity letters in each sport at San Leandro High School (San Leandro, Calif.)
- Named first team all-conference as an offensive tackle and second-team all-conference as a defensive end as a senior
- Earned honorable mention all-conference honors on offense as a junior
- Named first-team All-Metro, first-team all-East Bay and was selected to the "Cream of the Crop" Bay Area, which includes the top 22 players in the region

CHARLES LENO JR.'S NFL REGULAR SEASON STATISTICS

DATE	TEAM	GP	GS
2014	Bears	6	1
2015	Bears	16	13
2016	Bears	16	16
2017	Bears	16	16
2018	Bears	16	16
2019	Bears	16	16
2020	Bears	7	7
NFL TOTALS		93	85

CHARLES LENO JR.'S NFL POSTSEASON STATISTICS

DATE	TEAM	GP	GS
2018	Bears	1	1
NFL TOTALS		1	1

2020 GAME-BY-GAME REGULAR SEASON STATISTICS (BEARS)

DATE	OPPONENT	P/S	W/L	SCORE
09/13	at Lions	S	W	27-23
09/20	Giants	S	W	17-13
09/27	at Falcons	S	W	30-26
10/04	Colts	S	L	11-19
10/08	Buccaneers	S	W	20-19
10/18	at Panthers	S	W	23-16
10/26	at Rams	S	L	10-24
2020 TOTALS			5-2	



KHALIL
MACK

52

LINEBACKER

Ht: 6-3
DOB: 2/22/91 (29)
Bears Season: 3
Acquired: TR-18 (OAK)

Wt: 260
College: Buffalo
NFL Season: 7

Q Q Q Q Q
15 '16 '17 '18 '19

PRO CAREER:

- Five-time Pro Bowler (2015, 2016, 2017, 2018, 2019) and three-time *Associated Press* All-Pro (2015, 2016, 2018)
- 2016 *Associated Press* and PFWA NFL Defensive Player of the Year
- Became the first player in NFL history to be named to the *Associated Press* All-Pro First Team at two positions (DE & LB) in 2015
- Named to his first Pro Bowl in 2015 after finishing second in the NFL with 15.0 sacks; tied a Raiders single-game franchise record with 5.0 sacks on Dec. 13, 2015 at Denver
- Named to PFWA, *Sports Illustrated* and NFL.com All-Rookie Teams in 2014
- Owns 15 career multi-sack games (9 with OAK, 6 with CHI)
- Had 21.0 sacks from 2018-19, which were the most by a Bears player in his first two years with the team
- His 21 forced fumbles since the start of 2015 are tied for the most in the NFL during that span with Arizona's Chandler Jones (21)
- Has recorded at least 1.0 sack in 20 games for the Bears, with the Bears going 15-5 in those games (7-2 in 2018, 5-2 in 2019 and 3-1 in 2020)
- Has 63.0 sacks since the start of 2015, the third most in the NFL in that span; has 20.0 3rd-quarter sacks since the start of 2015, the most in the NFL; also has 39.5 sacks in the second half/overtime during that span, which is second best in the NFL behind only Aaron Donald
- In his Bears debut (Week 1, 2018, at GB), he became the first player in franchise history to record a sack and an INT in his debut; recorded a sack and a forced fumble in each of the first four weeks in 2018, becoming the first player in NFL history to do so
- In 11 primetime games with the Bears Mack has 11.0 sacks, eight forced fumbles, two fumble recoveries and one interception returned for a touchdown.

HONORS:

- **2019:** Pro Bowl Selection; ranked No. 3 on NFL's Top 100
- **2018:** Pro Bowl Selection, AP All-Pro, Sporting News All-Pro, PFWA All-NFL, NFC Defensive Player of the Month (September)
- **2017:** Pro Bowl Selection
- **2016:** AP and PFWA Defensive Player of the Year, All-Pro Selection, Pro Bowl Selection
- **2015:** All-Pro Selection, Pro Bowl Selection
- **2014:** PFWA All-Rookie Team

2020 SEASON (Bears):

- Leads the team with 5.5 sacks on the year
- Season-high 2.0 sacks for minus-14 yards in the Week 5 win over TB; also had three QBHs and one PD
- Recorded 1.0 sack and 2 TFL in the Week 6 win at Carolina; also had 1.0 sack and a FF in Week 7 at the Rams
- Recorded four tackles in the Week 1 win at Detroit
- Recorded his first sack of the season in the Week 2 win over the Giants, dropping QB Daniel Jones for a loss of eight yards
- Recorded 0.5 sack and two QBHs in the win at the Falcons

2019 SEASON (Bears):

- Voted to his fifth consecutive Pro Bowl after starting all 16 games for the fifth time in six years
- Finished with a team-best 8.5 sacks, 14 QBH and five forced fumbles, which ranked fourth in the NFL
- Recorded 4.5 sacks in Weeks 2-4 at Denver (1.0), at Washington (2.0) and vs. the Vikings (1.5)
- Added 1.0 sack and two passes defended vs. the Chargers
- Also had 1.0 sack vs. the Giants and Chiefs

2018 SEASON (Bears):

- Selected to his fourth consecutive Pro Bowl; AP, PFWA and Sporting News All-Pro
- Tied for the league lead with six forced fumbles
- Recorded a team-high 12.5 sacks, good for sixth most in the NFL
- Appeared in 14 games (13 starts), recording 47 tackles, 12.5 sacks, 11.0 tackles-for-loss, six forced fumbles, three passes defended, two fumble recoveries and one interception (returned for a touchdown)
- Turned in an impressive debut for the Bears at GB in Week 1, recording 1.0 sack for minus-12 yards, one INT for a TD, one pass defended, one forced fumble and one fumble recovery; in doing so, he became the first player since 1982, when sacks became a statistic, to record a sack, a forced fumble, a fumble recovery, an INT and touchdown in one half (*source: Elias Sports Bureau*)
- Named NFC Defensive Player of the Month (September)

2017 SEASON (Raiders):

- Started all 16 games and totaled a career-high 87 tackles (65 solo) to go along with 10.5 sacks
- Named to his third straight Pro Bowl
- Led the Raiders in sacks for the third consecutive season
- Was one of two defensive players in the NFL with 70+ tackles and 10+ sacks (Joey Bosa, LAC) and was the only defensive player in the NFL to tally at least 75 tackles, 10.0 sacks, five passes defended, one forced fumble and one fumble recovery
- Recorded nine tackles (seven) and posted a sack of QB Kirk Cousins, dropping him for a 9-yard loss in the first half at WAS
- Totaled seven tackles and a season-high two sacks at Denver
- Recorded four tackles, one sack, one FF and one FR vs. the Giants; late in the first half with the Giants driving, took down QB Geno Smith and simultaneously took the ball away from him, recording a forced fumble and fumble recovery on the play
- Recorded six tackles and posted his second multi-sack contest of the year vs. Dallas

2016 SEASON (Raiders):

- Turned in one of the most impressive seasons in Raiders history while earning his second consecutive Pro Bowl selection
- Started all 16 games and totaled 77 tackles (56 solo), 11 sacks, five forced fumbles, three fumble recoveries, one INT returned for a TD and four passes defended
- Named the *Associated Press* Defensive Player of the Year, becoming just the second player in franchise history (Lester Hayes, 1980)

to earn the prestigious award

- Was also named the PFWA's Defensive Player of the Year and the NFL 101 Awards' AFC Defensive Player of the Year
- Named to the Associated Press All-Pro First Team and the Pro Football Writers of America's All-NFL Team
- Named the AFC Defensive Player of the Month for November after posting 13 tackles (10), four sacks, two forced fumbles, two fumble recoveries, one INT-TD and two passes defended, helping the Raiders go 3-0 in the month
- Earned AFC Defensive Player of the Week honors twice (Week 9 vs. Denver and Week 12 vs. Carolina)
- Led the team in sacks for the second straight season; also led team with three fumble recoveries
- Tied an NFL record by recording a sack in eight straight games from Weeks 6-14
- Tied for the team lead with seven tackles while recording a forced fumble and two sacks (10/30) at TB Recorded three tackles, two sacks, one forced fumble, one fumble recovery and one pass defended in the victory vs. DEN, earning AFC Defensive Player of the Week honors; helped limit the Denver offense to just 33 rushing yards in the game
- Turned in one of the finest defensive performances in NFL history vs. Carolina, becoming the first player since Charles Woodson in 2009 to record a sack, interception returned for a touchdown, forced fumble and fumble recovery in the same game; earned his second AFC Defensive Player of the Week award for his performance, his second of the month; finished the game with seven tackles, two sacks, one forced fumble, one fumble recovery, one INT-TD, and one pass defended; tallied his first career INT and first career TD when he intercepted a screen pass and returned it six yards for the score; on the Panthers' final offensive play of the game, forced and recovered a fumble to seal the victory
- Went on to win the AFC Defensive Player of the Month for November

2015 SEASON (Raiders):

- Started all 16 games and was named to his first Pro Bowl
- Became the first player in NFL history to be named to the AP All-Pro First Team at two positions (DE & LB)
- Finished second in the NFL with 15.0 sacks, falling just one sack short of the Raiders' franchise record
- Posted 10 sacks over a four-game stretch from Weeks 12-15 and had four multiple-sack games
- Credited with 79 tackles (58 solo), four passes defended and two forced fumbles on the year
- Named AFC Defensive Player of the Week after enjoying a career performance at Denver (12/13), tying the franchise record with five sacks, matching a mark set by Pro Football Hall of Famer Howie Long in 1983; all five sacks came in the second half
- Posted second career two-sack game at CLE, getting to QB Josh McCown twice on a fourth-quarter series
- Posted another standout performance, totaling eight tackles (seven) and two sacks vs. KC

2014 SEASON (Raiders):

- Started all 16 games as a rookie, totaling 84 tackles (59 solo), four sacks, one forced fumble and four passes defended
- Became just the third rookie LB in Raiders history to start all 16 games, following Matt Millen (1980) and Reggie McKenzie (1985)
- Posted first career multiple-sack game vs. SF, getting to QB Colin Kaepernick twice in the fourth quarter.
- Finished third in voting for the Associated Press Defensive Rookie of the Year Award
- Selected to the Pro Football Writers of America, Sports Illustrated and NFL.com All-Rookie Teams
- Only rookie named to the USA Football All-Fundamentals Team, which honors 26 NFL players who exhibit exemplary football techniques for young players to emulate

TRANSACTIONS:

- **09/01/2018:** Re-signed with Chicago (six-year extension through 2024)
- **09/01/2018:** Traded from Oakland to Chicago (for 2019 and 2020 picks)
- **04/20/2017:** Raiders exercise fifth-year option on rookie contract
- **05/15/2014:** Signed/draft choice with Raiders (four-year contract; fifth-year option)

COLLEGE:

- Played four years at Buffalo, starting all 48 games in which he appeared
- Posted a school record 28.5 career sacks
- Totalled 327 tackles (186 solo), 28.5 sacks, 75 tackles for loss, 16 forced fumbles, three fumble recoveries, four INTs, 21 passes defended and 31 quarterback pressures
- Earned first-team All-MAC honors for the third straight season
- Was named the MAC Defensive Player of the Year and was awarded the Jack Lambert Award; finished second in the voting for the Butkus Award
- Recorded two TDs on INT returns
- His 16 forced fumbles are an NCAA record and his 75 TFL tied the NCAA modern-day record (since the 2000 season)
- Started all 13 games as a senior, leading the Bulls in tackles (100), TFL (19), sacks (10.5), INTs (3) and forced fumbles (5)

PERSONAL:

- Attended Westwood High School in Fort Pierce, Fla.
- Named first-team all-area and third-team all-state selection and helped lead the Panthers to the district title as a senior
- Recorded 140 tackles with nine sacks, three forced fumbles and two fumble recoveries
- Didn't play football until junior year of high school

REGULAR SEASON COMPARISON: DEFENSIVE - NEW ORLEANS SAINTS

DATE	OPP	W/L	GP/GS	TOT	SOLO	ASST	SACK	YDS.	INT	TACKLES				MISC			
										TFL	PD	QBH	TD	FF	FR	FR	
9/11/16	OAK @ NO	W	S	7	4	3	0.0	0	0	0	0	0	0	0	0	0	0
10/20/19	CHI vs. NO	L	S	8	8	0	0.0	0	0	0	0	0	1	0	0	0	0
TOTALS		1/1	2/2	15	12	3	0.0	0	0	0	0	0	1	0	0	0	0

KHALIL MACK'S NFL REGULAR SEASON DEFENSIVE STATISTICS

DATE	TEAM	GP	GS	TACKLES					INTERCEPTIONS				O. FUMB			ST			MISC								
				TK	S	A	TFL	YDS	SK	YDS	QBH	NO	YDS	LG	TD	PD	FF	FR	YDS	TK	S	A	FF	FR	S	A	
2014	Raiders	16	16	76	59	17	16	57	4.0	29.0	12	0	0	0	0	3	1	0	0	0	0	0	0	0	0	0	0
2015	Raiders	16	16	77	57	20	23	95	15.0	89.0	24	0	0	0	0	2	2	0	0	0	0	0	0	0	0	0	0
2016	Raiders	16	16	73	54	19	14	55	11.0	75.0	26	1	6	6t	1	3	5	3	1	0	0	0	0	0	0	0	0
2017	Raiders	16	16	78	61	17	15	71	10.5	75.5	22	0	0	0	0	3	1	1	0	0	0	0	0	0	0	0	0
2018	Bears	14	13	47	37	10	10	59	12.5	78.0	18	1	27	27t	1	4	6	2	0	0	0	0	0	0	0	0	0
2019	Bears	16	16	47	40	7	8	38	8.5	80.5	14	0	0	0	0	4	5	1	0	0	0	0	0	0	0	0	0
2020	Bears	7	7	25	15	10	7	30	5.5	39.5	9	0	0	0	0	1	1	1	0	0	0	0	0	0	0	0	0
NFL TOTALS		101	100	423	323	100	93	405	67.0	466.5	125	2	33	27t	2	20	21	8	1	0	0	0	0	0	0	0	0

KHALIL MACI'S NFL POSTSEASON DEFENSIVE STATISTICS

DATE	TEAM	GP	GS	TACKLES							INTERCEPTIONS					O. FUMB			ST			MISC				
				TK	S	A	TFL	YDS	SK	YDS	QBH	NO	YDS	LG	TD	PD	FF	FR	YDS	TK	S	A	FF	FR	S	A
2016	Raiders	1	1	11	8	3	2	5	0.0	0.0	0	0	0	0	0	0	0	0	0	0	0	0	0	0	0	0
2018	Bears	1	1	6	5	1	1	3	0.0	0.0	2	0	0	0	0	0	0	0	0	0	0	0	0	0	0	
NFL TOTALS		2	2	17	13	4	3	8	0.0	0.0	2	0	0	0	0	0	0	0	0	0	0	0	0	0	0	

SINGLE-GAME HIGHS: DEFENSIVE

Total Tackles
Sacks
Passes Defensed
Forced Fumbles

11 vs. Arizona Cardinals, Oct 19, 2014
 5.0 at Denver Broncos, Dec 13, 2015
 2 vs. Los Angeles Chargers, Oct 27, 2019
 2 at Washington, Sep 23, 2019

Fumble Recoveries

1 vs. New York Giants, Sep 20, 2020
 ...7 more at 1.

Tackles For Loss

5 at Denver Broncos, Dec 13, 2015

Interceptions

1 at Green Bay Packers, Sep 09, 2018
 ...1 more at 1.

Interception Return Yards

27 at Green Bay Packers, Sep 09, 2018

SINGLE-GAME HIGHS - POSTSEASON: DEFENSIVE

Total Tackles


11 at Houston Texans, Jan 07, 2017

Tackles For Loss

2 at Houston Texans, Jan 07, 2017

2020 GAME-BY-GAME REGULAR SEASON STATISTICS (BEARS)

DATE	OPPONENT	P/S	TACKLES							INTERCEPTIONS					O. FUMB			ST			MISC		SCORE				
			TK	S	A	SK	YDS	TFL	YDS	QBH	NO	YDS	LG	TD	PD	FF	FR	YDS	TK	S	A	FF		FR	S	A	W/L
09/13	at Lions	S	4	2	2	0.0	0.0	0	0	1	0	0	0	0	0	0	0	0	0	0	0	0	0	0	0	W	27-23
09/20	Giants	S	3	2	1	1.0	8.0	1	8	1	0	0	0	0	0	1	0	0	0	0	0	0	0	0	0	W	17-13
09/27	at Falcons	S	5	1	4	0.5	3.5	0	0	2	0	0	0	0	0	0	0	0	0	0	0	0	0	0	0	W	30-26
10/04	Colts	S	2	2	0	0.0	0.0	1	0	0	0	0	0	0	0	0	0	0	0	0	0	0	0	0	0	L	11-19
10/08	Buccaneers	S	3	2	1	2.0	14.0	2	14	3	0	0	0	1	0	0	0	0	0	0	0	0	0	0	0	W	20-19
10/18	at Panthers	S	4	2	2	1.0	5.0	2	5	1	0	0	0	0	0	0	0	0	0	0	0	0	0	0	0	W	23-16
10/26	at Rams	S	4	4	0	1.0	9.0	1	3	1	0	0	0	0	1	0	0	0	0	0	0	0	0	0	0	L	10-24
2020 TOTALS		7-7	25	15	10	5.5	39.5	7	30	9	0	0	0	0	1	1	1	0	0	0	0	0	0	0	0	5-2	


BOBBY
MASSIE
70
Ht: 6-6
DOB: 8/1/89 (31)
Bears Season: 5
Acquired: UFA-16 (ARZ)

Wt: 312
College: Mississippi
NFL Season: 9

OFFENSIVE LINEMAN
PRO CAREER:

- In his ninth NFL season in 2020, appearing in 117 games with 109 starts with the Cardinals (2012-15) and Bears (2016-20)
- Part of an offensive line that allowed just 27 sacks in 2015 (tied for 4th fewest in the NFL) and 28 sacks in 2014 (tied for the 6th fewest in the NFL)
- Helped the Cardinals gain 6,692 yards from scrimmage in 2015, which ranked 2nd in the NFL and 2nd in franchise history
- One of six offensive linemen in the NFL that started all 16 contests as rookies in 2012 ... started 4 of 4 postseason contests for the Bears and Cardinals

2020 SEASON (Bears):

- Has started every game at right tackle
- Helped the Bears rush for 149 yards in the Week 1 win at Detroit
- Recorded his first career reception on a tipped pass in the fourth quarter Week 2 win over the Giants

2019 SEASON (Bears):

- Started 10 games at right tackle; inactive for Week 3 at Washington and Weeks 13-17

2018 SEASON (Bears):

- Started 16 games at right tackle, including the Wild Card playoff game vs Philadelphia
- Part of an offensive line that allowed just 33 sacks, tied for the third fewest in the NFC

2017 SEASON (Bears):

- Started 15 games at right tackle; inactive for Game 16

2016 SEASON (Bears):

- Started 15 games at right tackle; inactive Game 10
- Paved the way for rookie Jordan Howard to 1,313 rushing yards (second in NFL)
- Helped the Bears to the third most passing yards (gross and net) in franchise history

2015 SEASON (Cardinals):

- Started the Cardinals final 14 games of the regular season and both playoff games at RT
- Helped Arizona gain 6,692 yards from scrimmage, which ranked 2nd in the NFL and 2nd in franchise annals
- Part of an offensive line that allowed just 27 sacks (tied for 4th fewest in the NFL)
- On the reserve/suspended list for the first two games of the season

2014 SEASON (Cardinals):

- Started every game at RT, the second time in three years
- Part of line that allowed just 28 sacks on the season, tied for the 6th fewest in the NFL in 2014

2013 SEASON (Cardinals):

- Played in 8 games, seeing time at RT and as an eligible extra blocker
- Inactive for the first 6 games of the season
- Made season debut vs. Atlanta (10/27)

2012 SEASON (Cardinals):

- Started all 16 games at RT in his rookie season
- Was the only Cardinals rookie to start every game and was one of six rookie offensive linemen in the NFL to start all 16 games as a rookie

TRANSACTIONS:

- **01/26/2019:** Re-signed with Bears (four-year extension through 2022)
- **03/09/2016:** Signed/UFA with Bears (three-year contract through 2018)
- **05/15/2012:** Signed/draft choice with Cardinals (four-year contract through 2015)

COLLEGE:

- Appeared in 37 games at Ole Miss, starting the final 29 contests at RT
- Played three years at Mississippi after attending Hargrave Military Academy following his senior year of high school
- Two-time All-SEC selection, never allowed a QB sack while playing with the first unit offensive line and finished his career with 239 knockdowns and 29 TD-resulting blocks
- Helped lead the way for 14 individual 100-yard rushing performances and two 200-yard performances
- As a junior in '11, earned third team All-SEC honors from the league's coaches and was named first-team All-SEC by the NFL Draft Report after starting all 12 games at RT
- Recorded 102 knockdowns, the most by any offensive tackle in the league
- Attended Hargrave (Chatham, Va.) Military Academy following high school, where he was rated the top prep player in the nation

PERSONAL:

- Attended Liberty Christian (Lynchburg, Va.) Academy
- Named All-State and All-Virginia Independent first team selection as an offensive tackle and nose guard
- As a senior, part of a defensive unit that allowed 17 points en route to capturing their second league title, ranking 20th in the state while compiling a 13-0 record
- **Posted 21 tackles, 4 sacks and 1 interception**

- Helped guide the team to a 10-1 record and the league title as a junior, producing 35 tackles, 6 sacks, a forced fumble and a fumble recovery for a defensive unit that allowed only 88 points for the season
- Participated in the Offense-Defense All-America Bowl

BOBBY MASSIE'S NFL REGULAR SEASON STATISTICS

DATE	TEAM	GP	GS
2012	Cardinals	16	16
2013	Cardinals	8	0
2014	Cardinals	16	16
2015	Cardinals	14	14
2016	Bears	15	15
2017	Bears	15	15
2018	Bears	16	16
2019	Bears	10	10
2020	Bears	7	7
NFL TOTALS		117	109

BOBBY MASSIE'S NFL POSTSEASON STATISTICS

DATE	TEAM	GP	GS
2014	Cardinals	1	1
2015	Cardinals	2	2
2018	Bears	1	1
NFL TOTALS		4	4

2020 GAME-BY-GAME REGULAR SEASON STATISTICS (BEARS)

DATE	OPPONENT	P/S	W/L	SCORE
09/13	at Lions	S	W	27-23
09/20	Giants	S	W	17-13
09/27	at Falcons	S	W	30-26
10/04	Colts	S	L	11-19
10/08	Buccaneers	S	W	20-19
10/18	at Panthers	S	W	23-16
10/26	at Rams	S	L	10-24
2020 TOTALS			5-2	


SHERICK
McMANIS
27
Ht: 5-11
DOB: 12/19/87 (32)
Bears Season: 9
Acquired: TR-12 (HOU)

Wt: 202
College: Northwestern
NFL Season: 11

DEFENSIVE BACK
PRO CAREER:

- Has appeared in 135 contests (5 starts) over 10+ seasons with Houston (2010-11) and Chicago (2012-20), recording 52 tackles, two interceptions, 1.0 sack, two tackles-for-loss, seven pass breakups and a forced fumble
- Has added 94 STTs, one blocked punt (which was returned by the Bears for a touchdown), one blocked FG, one forced fumble and three fumble recoveries on special teams
- Also owns 11 kickoff returns for 230 yards (20.9 avg)
- His 74 special teams tackles leads the Bears since joining the team in 2012
- Has ranked in the top 3 on the Bears in special teams tackles in each of his eight seasons with the Bears

HONORS:

- **2012:** NFC Special Teams Player of the Week (11/4/12)

2020 SEASON (Bears)

- Has played on special teams in every game this season outside of Weeks 4-5 and 7 (inactive)
- Recorded two special teams tackles in wins at the Falcons and Panthers; also downed a punt inside the 5-yard line at Carolina

2019 SEASON (Bears):

- Appeared in nine games as a reserve, recording three tackles, one pass defense and one forced fumble ... added eight STTs
- Inactive for Weeks 2-3 and 13
- Placed on injured reserve in Week 14

2018 SEASON (Bears):

- Appeared in 15 games (one start), recording 21 tackles, one sack, one interception, four passes defended and two tackles for loss
- Recorded his first career sack at Arizona (9/23)
- Adds three special teams tackles
- Started Wild Card playoff game, recording three tackles, three passes defended and one tackle for loss

2017 SEASON (Bears):

- Appeared in 13 games as a reserve, recording one tackle, a blocked FG and a fumble recovery on special teams and added 12 special teams tackles

2016 SEASON (Bears):

- Appeared in all 16 games as a reserve defensive back and special teams contributor; recorded 3 tackles while leading the team with 13 special teams tackles

2015 SEASON (Bears):

- Saw action in all 16 contests, starting 4 (Games 1, 3 & 5-6) in a 3 CB-set, collecting 19 tackles and 3 pass breakups
- Led the Bears with a career-high 17 special teams tackles

2014 SEASON (Bears):

- Appeared in 12 games; totaled 13 special teams tackles, which ranked second on the team
- Added 1 FR off a muffed punt and 4 defensive tackles

2013 SEASON (Bears):

- Played in 15 games with 1 start, the first of his career
- Finished second on the Bears with 15 special teams tackles

2012 SEASON (Bears):

- Finished tied for third on the team with 10 STTs in 12 games
- Helped the Bears set a franchise record in punt coverage allowing 3.4 ypr
- Recovered 1 fumble
- Named NFC Special Teams Player of the Week after blocking a punt week 9 at TEN (11/4/12), which was returned for a Bears touchdown

2011 SEASON (Texans):

- Recorded 5 STTs in 9 games played in Houston
- Returned 10 kickoffs for 205 yards (20.5 avg)

2010 SEASON (Texans):

- Saw action in 14 games with the Texans; made 11 special teams tackles, 2 defensive tackles and 1 INT

TRANSACTIONS:

- **04/16/2020:** Re-signed with Bears/UFA (one-year contract through 2020)
- **03/27/2018:** Re-signed with Bears/UFA (two-year contract through 2019)
- **03/10/2016:** Re-signed with Bears/UFA (two-year contract through 2017)
- **04/01/2015:** Re-signed with Bears/UFA (one-year contract through 2015)
- **03/19/2014:** Re-signed with Bears/UFA (one-year contract through 2014)
- **08/31/2012:** Traded from Texans to Bears (for FB Tyler Clutts)
- **05/28/2010:** Signed/draft choice with Texans (four-year contract)

COLLEGE:

- Finished sixth on NU's career INT list with nine and third on NU's career PBU list with 30
- 2009 First Team All-Big Ten selection by media
- Team's 2009 defensive most valuable player; ranked first in Big Ten and eighth nationally in INTs

PERSONAL:

- Attended Richwoods High School (Peoria, Ill.) where he earned team MVP and all-state honors (played eight different positions his senior year)
- Earned all-state honors from the *Champaign-Urbana News-Gazette*
- First team *Peoria Journal Star* all-conference selection in 2005
- Won the Illinois state long jump his junior year

SHERRICK MCMANIS' NFL REGULAR SEASON DEFENSIVE STATISTICS

DATE	TEAM	GP	TACKLES							INTERCEPTIONS					O. FUMB			ST			MISC				
			GS	TK	S	A	TFL	YDS	SK	YDS	QBH	NO	YDS	LG	TD	PD	FF	FR	YDS	TK	S	A	FF	FR	S
2010	Texans	14	0	2	1	1	0	0	0.0	0.0	0	1	1	1	0	1	0	0	11	8	3	0	0	0	0
2011	Texans	9	0	0	0	0	0	0	0.0	0.0	0	0	0	0	0	0	0	0	5	4	1	1	0	0	0
2012	Bears	12	0	0	0	0	0	0	0.0	0.0	0	0	0	0	0	0	0	0	7	4	3	0	1	0	0
2013	Bears	15	1	1	1	0	0	0	0.0	0.0	0	0	0	0	0	1	0	0	9	7	2	0	0	0	0
2014	Bears	12	0	4	3	1	0	0	0.0	0.0	0	0	0	0	0	0	0	0	8	7	1	0	1	0	0
2015	Bears	16	4	16	12	4	0	0	0.0	0.0	0	0	0	0	0	0	0	13	11	2	0	0	0	0	0
2016	Bears	16	0	3	3	0	0	0	0.0	0.0	0	0	0	0	0	0	0	13	12	1	0	0	0	0	0
2017	Bears	13	0	1	1	0	0	0	0.0	0.0	0	0	0	0	0	0	0	12	7	5	0	1	0	0	0
2018	Bears	15	0	22	20	2	2	12	1.0	7.0	3	1	0	0	4	0	0	4	4	0	0	0	0	0	0
2019	Bears	9	0	3	3	0	0	0	0.0	0.0	0	0	0	0	1	1	0	8	6	2	0	0	0	0	0
2020	Bears	4	0	0	0	0	0	0	0.0	0.0	0	0	0	0	0	0	0	4	3	1	0	0	0	0	0
NFL TOTALS		135	5	52	44	8	2	12	1.0	7.0	3	2	1	1	0	7	1	0	94	73	21	1	3	0	0

SHERRICK MCMANIS' NFL POSTSEASON DEFENSIVE STATISTICS

DATE	TEAM	GP	TACKLES							INTERCEPTIONS					O. FUMB			ST			MISC					
			GS	TK	S	A	TFL	YDS	SK	YDS	QBH	NO	YDS	LG	TD	PD	FF	FR	YDS	TK	S	A	FF	FR	S	A
2011	Texans	2	0	0	0	0	0	0	0.0	0.0	0	0	0	0	0	0	0	0	1	0	1	0	0	0	0	0
2018	Bears	1	1	3	2	1	1	1	0.0	0.0	0	0	0	0	0	3	0	0	0	0	0	0	0	0	0	0
NFL TOTALS		3	1	3	2	1	1	1	0.0	0.0	0	0	0	0	0	3	0	0	1	0	1	0	0	0	0	0

SINGLE-GAME HIGHS: DEFENSIVE

Total Tackles 7 vs. Los Angeles Rams, Dec 09, 2018
...1 more at 7.

Sacks 1.0 at Arizona Cardinals, Sep 23, 2018

Passes Defensed 2 vs. Green Bay Packers, Dec 16, 2018

Forced Fumbles 1 at Oakland Raiders, Oct 06, 2019

Tackles For Loss 1 vs. Los Angeles Rams, Dec 09, 2018
...1 more at 1.

Interceptions 1 at Arizona Cardinals, Sep 23, 2018
...1 more at 1.

Interception Return Yards 1 vs. New York Giants, Oct 10, 2010

Special Teams Tackles 3 at Cincinnati Bengals, Dec 10, 2017

...5 more at 3.

Special Teams Forced Fumbles 1 at Jacksonville Jaguars, Nov 27, 2011

Special Teams Fumble Recoveries 1 vs. Pittsburgh Steelers, Sep 24, 2017
...2 more at 1.

SINGLE-GAME HIGHS - POSTSEASON: DEFENSIVE

Total Tackles 3 vs. Philadelphia Eagles, Jan 06, 2019

Passes Defensed 3 vs. Philadelphia Eagles, Jan 06, 2019

Tackles For Loss 1 vs. Philadelphia Eagles, Jan 06, 2019

Special Teams Tackles 1 vs. Cincinnati Bengals, Jan 07, 2012

SINGLE-GAME HIGHS: RUSHING/RECEIVING

All-purpose yards 67 vs. Cleveland Browns, Nov 06, 2011

Kickoff Returns 3 at Cincinnati Bengals, Dec 11, 2011

...2 more at 3.

Kickoff Return Yards 67 vs. Cleveland Browns, Nov 06, 2011

Longest Kickoff Return 45 at Jacksonville Jaguars, Nov 27, 2011

Punt Returns 1 at Minnesota Vikings, Dec 28, 2014

3 at Cincinnati Bengals, Dec 10, 2017

Special Teams Tackles ...5 more at 3.

2020 GAME-BY-GAME REGULAR SEASON STATISTICS (BEARS)

DATE	OPPONENT	P/S	TACKLES							INTERCEPTIONS					O. FUMB			ST			MISC					
			TK	S	A	SK	YDS	TFL	YDS	QBH	NO	YDS	LG	TD	PD	FF	FR	YDS	TK	S	A	FF	FR	S	A	W/L
09/13	at Lions	P	0	0	0	0.0	0.0	0	0	0	0	0	0	0	0	0	0	0	0	0	0	0	0	0	W	27-23
09/20	Giants	P	0	0	0	0.0	0.0	0	0	0	0	0	0	0	0	0	0	0	0	0	0	0	0	0	W	17-13
09/27	at Falcons	P	0	0	0	0.0	0.0	0	0	0	0	0	0	0	0	0	0	2	2	0	0	0	0	0	W	30-26
10/04	Colts																								L	11-19
10/08	Buccaneers																								W	20-19
10/18	at Panthers	P	0	0	0	0.0	0.0	0	0	0	0	0	0	0	0	0	0	2	1	1	0	0	0	0	W	23-16
10/26	at Rams																								L	10-24
2020 TOTALS		4-0	0	0	0	0.0	0.0	0	0	0	0	0	0	0	0	0	0	4	3	1	0	0	0	0	5-2	



ANTHONY MILLER

17

Ht: 5-11
DOB: 10/9/94 (26)
Bears Season: 3
Acquired: D2b-18

Wt: 198
College: Memphis
NFL Season: 3

WIDE RECEIVER

PRO CAREER:

- Has appeared in 38 games with 12 starts, catching 104 passes for 1,268 yards (12.2 avg) and 11 touchdowns
- Caught seven touchdowns in 2018, the second most among rookie wide receivers that season

2020 SEASON (Bears)

- Caught four passes for 76 yards in the Week 1 win at Detroit, including a 27-yard touchdown from QB Mitchell Trubisky late in the fourth quarter to give Chicago the lead
- Caught the game winning 28-yard touchdown from QB Nick Foles late in the fourth quarter in the come-from-behind win at the Falcons in Week 3; also rushed one time for 9 yards
- Caught four passes for 28 yards in the Week 5 win over the Buccaneers

2019 SEASON (Bears):

- Appeared in 16 games with seven starts, including the final five games of the season
- Finished second on the team with 656 receiving yards on 52 catches with two TDs
- Led the team with 12.6 yards per reception (min. 2 per game)
- From Weeks 11-15, recorded 33 catches for 431 yards (13.1 avg) and two scores, with two 100-yard receiving games
- Set career-highs with nine catches and 140 yards receiving in the Thanksgiving win at Detroit; caught three passes for 78 yards on the fourth-quarter game-winning drive; first an 11-yarder on first and 15, then a 35-yarder on third and 4, before a 32-yarder on third and 5, taking the Bears inside the Lions 2-yard line
- Caught another nine passes for 118 yards and a TD in Week 15 at Green Bay
- Caught six passes for 77 yards in a home win over the Giants in Week 12

2018 SEASON (Bears):

- Appeared in 15 games (four starts), catching 33 passes for 423 yards (12.8 avg) and seven touchdowns
- His seven touchdowns are most by a Bears rookie wideout since 1996 and ranked second among rookies in the NFL in 2018 (Calvin Ridley, Atlanta)
- Also rushed six times for 26 yards (4.3 avg)
- Caught first career touchdown on Monday Night Football on a 10-yard pass from Mitchell Trubisky
- Hauled in his second of the season on a 29-yard touchdown pass in the fourth quarter in Week 6 at the Dolphins
- Caught a four-yard touchdown in the third quarter in a Week 7 home win over the Jets
- Logged a season-high 122 receiving yards on five catches in a win vs. Detroit in Week 10, including a 45-yard touchdown in the second quarter; later caught a career-long 55-yarder from Trubisky in the third quarter
- Caught an 18-yard touchdown on Sunday Night Football in a Week 11 home win over the Vikings
- Caught a diving 1-yard pass from RB Tarik Cohen with :03 seconds remaining in regulation to force overtime
- Caught a four-yard touchdown pass in a Week 16 win at San Francisco right before halftime
- Caught three passes for 34 yards in Wild Card playoff game vs. Philadelphia (1/6/19)

TRANSACTIONS:

- 05/10/2018:** Signed/draft choice with Bears (four-year contract through 2021)

COLLEGE:

- Started 30-of-38 career contests at Memphis, recording 238 receptions for 3,590 yards (15.1 avg) and 37 touchdowns
- Added 31 carries for 148 yards (4.8 avg) and 3 touchdowns on the ground
- 2017 Consensus All-American, the first non-specialist to win that honor at Memphis
- Graduated from Memphis with career, single season and single game records for catches, yards receiving and touchdown receptions
- Miller and Isaac Bruce are the only 2 Memphis 1,000 yard, single-season receivers in school history
- Caught a pass in every game he played

PERSONAL:

- Played at Boyd Anderson High School in Lauderdale Lakes, Florida under coach Wayne Blair

REGULAR SEASON COMPARISON: RECEIVING - NEW ORLEANS SAINTS

DATE	OPP	W/L	GP/GS	REC	YDS.	AVG.	TD	LG	TGTS	YAC	
10/20/19	CHI vs. NO	L	S	5	64	12.8	0	28	9	20	
TOTALS			0/1	1/1	5	64	12.8	0	28	9	20

ANTHONY MILLER'S NFL REGULAR SEASON RUSHING/RECEIVING STATISTICS

DATE	TEAM	RECEIVING							RUSHING				
		GP	GS	NO.	YDS.	AVG.	LG	TD	NO.	YDS.	AVG.	LG	TD
2018	Bears	15	4	33	423	12.8	55	7	6	26	4.3	9	0
2019	Bears	16	7	52	656	12.6	35	2	1	-1	-1.0	-1	0
2020	Bears	7	1	19	189	9.9	28t	2	1	9	9.0	9	0
NFL TOTALS		38	12	104	1,268	12.2	55	11	8	34	4.3	9	0

ANTHONY MILLER'S NFL POSTSEASON RUSHING/RECEIVING STATISTICS

DATE	TEAM	RECEIVING							RUSHING				
		GP	GS	NO.	YDS.	AVG.	LG	TD	NO.	YDS.	AVG.	LG	TD
2018	Bears	1	0	3	34	11.3	23	0	0	0	0.0	0	0
NFL TOTALS		1	0	3	34	11.3	23	0	0	0	0.0	0	0

ANTHONY MILLER'S NFL REGULAR SEASON RETURN STATISTICS

DATE	TEAM	KICKOFF RETURNS					PUNT RETURNS					
		RET.	YDS.	AVG.	LG	TD	NO.	FC	YDS.	AVG.	LG	TD
2018	Bears	6	139	23.2	31	0	0	0	0	0.0	0	0
2019	Bears	1	28	28.0	28	0	0	0	0	0.0	0	0
2020	Bears	0	0	0.0	0	0	1	1	6	6.0	6	0
NFL TOTALS		7	167	23.9	31	0	1	1	6	6.0	6	0

SINGLE-GAME HIGHS: RUSHING/RECEIVING

Rush Attempts 2 at Minnesota Vikings, Dec 30, 2018
Rushing Yards 9 at Atlanta Falcons, Sep 27, 2020
 ...1 more at 9.

Longest Runs 9 at Atlanta Falcons, Sep 27, 2020
 ...1 more at 9.

Receptions 9 at Green Bay Packers, Dec 15, 2019
 ...1 more at 9.

Receiving Yards 140 at Detroit Lions, Nov 28, 2019
Longest Receptions 55 vs. Detroit Lions, Nov 11, 2018
Receiving TDs 1 at Atlanta Falcons, Sep 27, 2020
 ...10 more at 1.

All-purpose yards 140 at Detroit Lions, Nov 28, 2019
Kickoff Returns 3 vs. Green Bay Packers, Dec 16, 2018

Kickoff Return Yards 75 vs. Green Bay Packers, Dec 16, 2018
Longest Kickoff Return 31 vs. Green Bay Packers, Dec 16, 2018
Fair Catches 1 at Atlanta Falcons, Sep 27, 2020
Punt Return Yards 6 at Atlanta Falcons, Sep 27, 2020
Longest Punt Return 6 at Atlanta Falcons, Sep 27, 2020
Punt Returns 1 at Atlanta Falcons, Sep 27, 2020
Special Teams Tackles 1 vs. Detroit Lions, Nov 10, 2019
 ...2 more at 1.

Miscellaneous Tackles 1 at Detroit Lions, Nov 28, 2019
 ...5 more at 1.

Most TDs 1 at Atlanta Falcons, Sep 27, 2020
 ...10 more at 1.

SINGLE-GAME HIGHS - POSTSEASON: RUSHING/RECEIVING

Receptions 3 vs. Philadelphia Eagles, Jan 06, 2019
Receiving Yards 34 vs. Philadelphia Eagles, Jan 06, 2019

Longest Receptions 23 vs. Philadelphia Eagles, Jan 06, 2019
All-purpose yards 34 vs. Philadelphia Eagles, Jan 06, 2019

100-YARD RECEIVING GAMES (3): REGULAR SEASON

DATE	TEAM	NO.	YDS.	AVG.	LG	TD
11/11/18	LIONS	5	122	24.4	55	1
11/28/19	at Lions	9	140	15.6	35	0
12/15/19	at Packers	9	118	13.1	33	1

2020 GAME-BY-GAME REGULAR SEASON STATISTICS (BEARS)

DATE	OPPONENT	P/S	RECEIVING					RUSHING					W/L	SCORE
			NO.	YDS.	AVG.	LG	TD	NO.	YDS.	AVG.	LG	TD		
09/13	at Lions	P	4	76	19.0	27t	1	0	0	0.0	0	0	W	27-23
09/20	Giants	P	0	0	0.0	0	0	0	0	0.0	0	0	W	17-13
09/27	at Falcons	P	2	41	20.5	28t	1	1	9	9.0	9	0	W	30-26
10/04	Colts	P	3	16	5.3	12	0	0	0	0.0	0	0	L	11-19
10/08	Buccaneers	P	4	28	7.0	10	0	0	0	0.0	0	0	W	20-19
10/18	at Panthers	S	3	8	2.7	4	0	0	0	0.0	0	0	W	23-16
10/26	at Rams	P	3	20	6.7	8	0	0	0	0.0	0	0	L	10-24
2020 TOTALS		7-1	19	189	9.9	28t	2	1	9	9.0	9	0	5-2	


BARKEVIOUS
MINGO
50
Ht: 6-5
DOB: 10/4/90 (30)
Bears Season: 1
Acquired: UFA-20 (HOU)

Wt: 238
College: LSU
NFL Season: 8

LINEBACKER
PRO CAREER:

- Has played in 117 career games with 40 starts at linebacker; also owns one postseason start at LB for the Seahawks in the 2018 wild card loss to the Cowboys
- Has 197 career tackles, including 40 on special teams to go with 11.5 sacks
- Started a career-high 14 of 16 games at linebacker for the Seahawks in 2018

2020 SEASON (Bears)

- Started at OLB in Weeks 1-3
- Recorded four tackles, including three solo, in Week 1 at Detroit
- Recorded his first sack of the season in the Week 2 win over the Giants
- Also had a half sack and a QBH in the win at the Panthers in Week 6
- Recorded four tackles, including two TFL, in Week 7 at the Rams

2019 SEASON (Houston):

- Played in all 16 games (one start) and contributed mostly on special teams, totaling five special teams tackles and one tackle and two quarterback hits on defense
- Made his Texans debut in the season opener at New Orleans
- Registered one special teams tackle at Baltimore
- Made his first start of the season on defense and logged a season-high two special teams tackles in the win over New England
- Finished with one total tackle and two quarterback hits vs. Tennessee (12/29), notching his fifth career game with multiple quarterback hits and first since Week 7 of the 2017 season vs. Jacksonville
- Contributed on both defense and special teams in the win over Buffalo in the Wild Card Round (1/4/20)
- Notched his first career punt block in the Divisional Round at Kansas City (1/12/20) that was recovered by CB Lonnie Johnson Jr. and returned for a touchdown; notched the first blocked punt for Houston since Week 1 of the 2014 season vs. Washington (Alfred Blue) and first in the postseason in franchise history

2018 SEASON (Seattle):

- Appeared in all 16 games for the Seahawks and started in a career-high 14 games as an outside linebacker and key special teams contributor
- Tallied 36 total tackles (28 solo) on the season and added three tackles for loss, one sack, two quarterback hits, one pass defended, one forced fumble and led the team with 12 special teams tackles
- Notched his only sack of the season against the Cowboys, bringing down QB Dak Prescott for a loss of 10 yards to open up the second half
- Tied his single-game career high with seven total tackles vs. the L.A. Rams and added one quarterback hit
- Posted a season-high seven solo tackles, including one tackle for loss in the Week 6 win at Oakland
- Recorded four tackles, one pass defended and forced a fumble by RB Christian McCaffrey at Carolina
- Started in the NFC Wild Card Round at Dallas and recorded one tackle

2017 SEASON (Indianapolis):

- Appeared in all 16 games (six starts) and finished the season tied for fifth on the team with a career-high 44 tackles (32 solo). Added 2.0 sacks for a career-high 27 yards, seven quarterback hits, two passes defended, while leading the team with career highs in forced fumbles (three) and fumble recoveries (two)
- Matched his season-high with seven solo tackles and recorded the Colts' only sack, for a loss of 17 yards, in Week 16 at Baltimore
- Notched his first sack of the season vs. Denver, bringing down QB Trevor Siemian for a loss of 10 yards. Also recorded four tackles and forced a fumble by RB Devontae Booker in the contest

2016 SEASON (New England):

- Played in all 16 regular season games for the Patriots and saw action in all three postseason contests including the Super Bowl LI win vs. Atlanta
- Finished the season with four defensive tackles and five special teams tackles

2015 SEASON (Cleveland):

- Appeared in all 16 games with the Browns (two starts) and finished the season with 18 tackles (13 solo), one tackle for loss, one interception and four passes defended. Added six special teams tackles on the season
- Notched the only interception of his career vs. Denver, picking off a pass from QB Peyton Manning in overtime

2014 SEASON (Cleveland):

- Saw action in 15 games (11 starts) and notched 39 tackles (24 solo), three tackles for loss, 2.0 sacks, eight quarterback hits, three passes defended and one fumble recovery
- Posted a season-high seven tackles vs. Cincinnati
- Tallied two tackles and notched his second sack of the season vs. Indianapolis, bringing down QB Andrew Luck for a loss of four yards
- Recorded his first sack of the season vs. Tampa Bay and added four tackles and two quarterback hits in the contest

2013 SEASON (Cleveland):

- Appeared in 15 games (three starts) as a rookie with the Browns, finishing the season with 40 tackles (27 solo), a career-high 5.0 sacks, nine tackles for loss, 12 quarterback hits and four passes defended
- His 5.0 sacks and nine tackles for loss ranked third among rookies and his 12 quarterback hits were second on the team
- Started the season with a sack in each of the first three games, at Baltimore, at Minnesota and vs. Cincinnati
- Posted a season-high four quarterback hits vs. Buffalo and added three tackles in the game

TRANSACTIONS:

- **03/22/2020:** Signed/UFA (one-year contract through 2020)
- **08/31/2019:** Traded to Houston (for DE/LB Jadeveon Clowney)
- **03/16/2018:** Signed by the Seahawks/UFA (two-year contract through 2019)
- **03/09/2017:** Signed by the Colts/UFA (one-year contract through 2017)
- **08/25/2016:** Traded to New England (for a 2017 5th-round draft pick)
- **05/02/2016:** Team declines fifth-year option on rookie contract
- **07/21/2013:** Signed by the Browns/draft choice (four-year contract; fifth-year option)

COLLEGE:

- Attended three seasons (2009-12) at Louisiana State University in Baton Rouge, La. And appeared in 40 career games with the Tigers
- Amassed 199 tackles, 15.0 sacks, 27 quarterback hurries and 11 passes defended over his collegiate career
- Named second-team All-SEC as a sophomore (2011) and junior (2012) and earned Freshman All-SEC in 2010

PERSONAL:

- Attended West Monroe (La.) High School, where he was named a Class 5A first-team all-state after recording 59 tackles, seven sacks, four tackles for loss, four forced fumbles and seven fumble recoveries, helping his team to the state championship as a senior in 2008
- Son of Hugh Mingo and Barbara Johnson

BARKEVIOUS MINGO'S NFL REGULAR SEASON DEFENSIVE STATISTICS

DATE	TEAM	GP	TACKLES								INTERCEPTIONS				O. FUMB			ST			MISC					
			GS	TK	S	A	TFL	YDS	SK	YDS	QBH	NO	YDS	LG	TD	PD	FF	FR	YDS	TK	S	A	FF	FR	S	A
2013	Browns	15	3	40	27	13	9	53	5.0	24.0	12	0	0	0	4	0	0	0	2	2	0	0	0	0	0	0
2014	Browns	15	11	39	24	15	3	17	2.0	8.0	8	0	0	0	3	0	1	0	3	2	1	0	0	0	0	
2015	Browns	16	2	18	13	5	1	1	0.0	0.0	0	1	7	7	4	0	0	0	6	2	4	0	0	0	0	
2016	Patriots	16	0	4	4	0	0	0	0.0	0.0	0	0	0	0	0	0	0	0	7	5	2	0	0	0	0	
2017	Colts	16	6	44	32	12	5	37	2.0	27.0	7	0	0	0	2	3	2	0	3	3	0	0	1	0	0	
2018	Seahawks	16	14	36	28	8	3	16	1.0	10.0	2	0	0	0	1	1	0	0	12	9	3	1	1	0	0	
2019	Texans	16	1	1	0	1	0	0	0.0	0.0	2	0	0	0	0	0	0	0	5	5	0	0	0	0	0	
2020	Bears	7	3	15	8	7	3	4	1.5	5.5	3	0	0	0	1	0	0	0	2	1	1	0	0	0	0	
NFL TOTALS		117	40	197	136	61	24	128	11.5	74.5	34	1	7	7	0	15	4	3	0	40	29	11	1	2	0	0

BARKEVIOUS MINGO'S NFL POSTSEASON DEFENSIVE STATISTICS

DATE	TEAM	GP	TACKLES								INTERCEPTIONS				O. FUMB			ST			MISC					
			GS	TK	S	A	TFL	YDS	SK	YDS	QBH	NO	YDS	LG	TD	PD	FF	FR	YDS	TK	S	A	FF	FR	S	A
2016	Patriots	3	0	0	0	0	0	0	0.0	0.0	0	0	0	0	0	0	0	0	2	2	0	0	0	0	0	0
2018	Seahawks	1	1	1	1	0	0	0	0.0	0.0	0	0	0	0	0	0	0	0	0	0	0	0	0	0	0	0
2019	Texans	2	0	0	0	0	0	0	0.0	0.0	0	0	0	0	0	0	0	0	0	0	0	0	0	0	0	0
NFL TOTALS		6	1	1	1	0	0	0	0.0	0.0	0	0	0	0	0	0	0	0	2	2	0	0	0	0	0	0

SINGLE-GAME HIGHS: DEFENSIVE

Total Tackles	7 at Oakland Raiders, Oct 14, 2018 ...4 more at 7.	Interceptions	1 vs. Denver Broncos, Oct 18, 2015
Sacks	1.0 vs. New York Giants, Sep 20, 2020 ...10 more at 1.0.	Interception Return Yards	7 vs. Denver Broncos, Oct 18, 2015
Passes Defensed	2 vs. Pittsburgh Steelers, Nov 12, 2017	Special Teams Tackles	3 vs. Los Angeles Chargers, Nov 04, 2018
Forced Fumbles	1 at Carolina Panthers, Nov 25, 2018 ...3 more at 1.	Special Teams Forced Fumbles	1 vs. Kansas City Chiefs, Dec 23, 2018
Fumble Recoveries	1 at Buffalo Bills, Dec 10, 2017 ...2 more at 1.	Special Teams Fumble Recoveries	1 at Detroit Lions, Oct 28, 2018 ...1 more at 1.
Tackles For Loss	2 at Los Angeles Rams, Oct 26, 2020 ...2 more at 2.		

SINGLE-GAME HIGHS - POSTSEASON: DEFENSIVE

Total Tackles	1 at Dallas Cowboys, Jan 05, 2019	Special Teams Tackles	2 at Atlanta Falcons, Feb 05, 2017
----------------------	-----------------------------------	------------------------------	------------------------------------

2020 GAME-BY-GAME REGULAR SEASON STATISTICS (BEARS)

DATE	OPPONENT	P/S	TACKLES								INTERCEPTIONS				O. FUMB			ST			MISC			SCORE			
			TK	S	A	SK	YDS	TFL	YDS	QBH	NO	YDS	LG	TD	PD	FF	FR	YDS	TK	S	A	FF	FR		S	A	W/L
09/13	at Lions	S	4	2	2	0.0	0.0	0	0	1	0	0	0	0	0	0	0	0	0	0	0	0	0	0	0	W	27-23
09/20	Giants	S	2	2	0	1.0	1.0	1	1	1	0	0	0	0	0	0	0	0	0	0	0	0	0	0	0	W	17-13
09/27	at Falcons	S	0	0	0	0.0	0.0	0	0	0	0	0	0	0	0	0	0	0	0	0	0	0	0	0	W	30-26	
10/04	Colts	P	2	0	2	0.0	0.0	0	0	0	0	0	0	0	1	0	0	0	0	0	0	0	0	0	L	11-19	
10/08	Buccaneers	P	2	1	1	0.0	0.0	0	0	0	0	0	0	0	0	0	0	0	0	0	0	0	0	0	W	20-19	
10/18	at Panthers	P	1	0	1	0.5	4.5	0	0	1	0	0	0	0	0	0	0	0	1	0	1	0	0	0	W	23-16	
10/26	at Rams	P	4	3	1	0.0	0.0	2	3	0	0	0	0	0	0	0	0	0	1	1	0	0	0	0	L	10-24	
2020 TOTALS		7-3	15	8	7	1.5	5.5	3	4	3	0	0	0	0	1	0	0	0	2	1	1	0	0	0	0	5-2	



DAVID MONTGOMERY

32

Ht: 5-11
DOB: 6/7/97 (23)
Bears Season: 2
Acquired: D3-19

Wt: 220
College: Iowa State
NFL Season: 2

RUNNING BACK

PRO CAREER:

- Appeared in all 16 games during his rookie season for the Bears after being selected in the third round of the 2019 draft
- Finished his rookie season with 889 rushing and 185 receiving yards to become the ninth Bears rookie to top 1,000 yards from scrimmage in their rookie season (1,074 yards from scrimmage) and the first since Jordan Howard in 2016; his 889 yards and six TDs were both second in the NFL

2020 SEASON (Bears)

- Has 537 yards from scrimmage; 353 on the ground and 184 through the air
- Carried the ball 13 times for 64 yards (4.9 avg) in the Week 1 win at Detroit; also caught one pass for 10 yards
- Recorded 82 yards on 16 carries (5.1 avg) and added 45 yards on three catches, including a 28-yard TD catch in the first quarter in the Week 2 win over the Giants
- Scored on a 3-yard rushing TD in the Week 5 win over the Buccaneers; also caught seven passes for 30 yards, including a key 17-yarder along the left sideline late in the fourth quarter to help set up the game-winning field goal
- Rushed for 58 yards in Week 6 at Carolina and caught four passes for 39 yards

2019 SEASON (Bears):

- Appeared in 16 games (eight starts) in his rookie season
- Finished the season with 889 rushing and 185 receiving yards to become the ninth Bears rookie to top 1,000 yards from scrimmage in their rookie season (1,074 yards from scrimmage) and the first since Jordan Howard in 2016
- His 889 yards and six TDs were both second in the NFL behind Oakland's Josh Jacobs (1,150 yds, 7 TDs) among rookie RBs
- Tied for the team lead with seven total touchdowns (6 rushing, 1 receiving)
- Added 25 receptions for 185 yards (7.4 avg) and one touchdown
- Rushed for 113 yards on 23 carries, including a 14-yard TD, in the Week 17 win at the Vikings, his second 100-yard game
- Rushed for a career-high 135 yards in Week 8 vs. the Chargers
- Recorded the first multi-touchdown game of his career at Philadelphia when he scored two 1-yard rushing scores in the third and fourth quarters; also recorded a season-long 30-yard reception in that game
- Scored the game-winning TD on a 3-yard pass from Mitchell Trubisky to cap a season-long 90-yard drive on Thanksgiving at Detroit

TRANSACTIONS:

- **06/14/2019:** Signed/draft choice with Bears (four-year contract through 2022)

COLLEGE:

- Played three seasons in Ames, finishing with 2,925 rushing yards (6th in ISU history) and 26 rushing TDs (8th in school history)
- Posted 15 100-yard rushing games (third best) and racked up 3,507 all-purpose yards (sixth best)
- Recorded 71 career receptions, fifth-best all-time by a Cyclone running back, for 582 yards
- 2017 and 2018 First-Team All-Big 12; First-Team All-American by *Pro Football Focus*
- Ranked third in the Big 12 and 23rd nationally in rushing yards per game (101.3) in 2018
- Broke the 1,000-yard rushing barrier for the second consecutive year in 2018 (1,216), becoming the eighth Cyclone with multiple 1,000-yard seasons
- Had seven 100-yard rushing games in 2018, tying for third on ISU's season list, and 13 rushing TDs, tying for second in the Big 12
- Led the nation in forced missed tackles in 2018 according to Pro Football Focus for the second-straight year (99)

PERSONAL:

- Played at Mount Healthy High School in Cincinnati, Ohio
- Three-time all-state selection, rushing for 6,666 yards and 91 TDs in his four-year career
- Was a dual-threat quarterback and was named the Division III Ohio Player of the Year by the AP in 2015
- Rambled for a career-high 373 yards vs. Edgewood; also passed for 726 yards and seven TDs
- Posted 13 games in his career with over 200 yards rushing

REGULAR SEASON COMPARISON: RECEIVING - NEW ORLEANS SAINTS

DATE	OPP	W/L	GP/GS	REC	YDS.	AVG.	TD	LG	TGTS	YAC
10/20/19	CHI vs. NO	L	P	2	13	6.5	0	10	2	11
TOTALS		0/1	1/0	2	13	6.5	0	10	2	11

DAVID MONTGOMERY'S NFL REGULAR SEASON RUSHING/RECEIVING STATISTICS

DATE	TEAM	RUSHING							RECEIVING				
		GP	GS	NO.	YDS.	AVG.	LG	TD	NO.	YDS.	AVG.	LG	TD
2019	Bears	16	8	242	889	3.7	55	6	25	185	7.4	30	1
2020	Bears	7	7	96	353	3.7	23	1	25	184	7.4	28t	1
NFL TOTALS		23	15	338	1,242	3.7	55	7	50	369	7.4	30	2

SINGLE-GAME HIGHS: RUSHING/RECEIVING

Rush Attempts	27 vs. Los Angeles Chargers, Oct 27, 2019
Rushing Yards	135 vs. Los Angeles Chargers, Oct 27, 2019
Longest Runs	55 vs. Los Angeles Chargers, Oct 27, 2019
Rushing TDs	2 at Philadelphia Eagles, Nov 03, 2019
Receptions	7 vs. Tampa Bay Buccaneers, Oct 08, 2020
Receiving Yards	45 vs. New York Giants, Sep 20, 2020

**Longest Receptions
Receiving TDs**

30 at Philadelphia Eagles, Nov 03, 2019
 1 vs. New York Giants, Sep 20, 2020
 ...1 more at 1.

**All-purpose yards
Miscellaneous Tackles**

147 vs. Los Angeles Chargers, Oct 27, 2019
 1 vs. New York Giants, Sep 20, 2020
 ...2 more at 1.

Most TDs

2 at Philadelphia Eagles, Nov 03, 2019

100-YARD RUSHING GAMES (2): REGULAR SEASON

DATE	TEAM	ATT.	YDS.	AVG.	LG	TD
10/27/19	CHARGERS	27	135	5.0	55	1
12/29/19	at Vikings	23	113	4.9	14t	1

2020 GAME-BY-GAME REGULAR SEASON STATISTICS (BEARS)

DATE	OPPONENT	P/S	RUSHING					RECEIVING					W/L	SCORE
			NO.	YDS.	AVG.	LG	TD	NO.	YDS.	AVG.	LG	TD		
09/13	at Lions	S	13	64	4.9	10	0	1	10	10.0	10	0	W	27-23
09/20	Giants	S	16	82	5.1	23	0	3	45	15.0	28t	1	W	17-13
09/27	at Falcons	S	14	45	3.2	11	0	2	9	4.5	6	0	W	30-26
10/04	Colts	S	10	27	2.7	6	0	3	30	10.0	17	0	L	11-19
10/08	Buccaneers	S	10	29	2.9	7	1	7	30	4.3	17	0	W	20-19
10/18	at Panthers	S	19	58	3.1	12	0	4	39	9.8	13	0	W	23-16
10/26	at Rams	S	14	48	3.4	11	0	5	21	4.2	7	0	L	10-24
2020 TOTALS		7-7	96	353	3.7	23	1	25	184	7.4	28t	1	5-2	



DARNELL MOONEY



Ht: 5-11
DOB: 10/29/97 (23)
Bears Season: R
Acquired: D5c-20

Wt: 177
College: Tulane
NFL Season: R

WIDE RECEIVER

PRO CAREER:

- Rookie wide receiver in his first year in the NFL
- Selected in the fifth round of the 2020 NFL Draft (173rd overall) by the Chicago Bears

2020 SEASON (Bears)

- Has multiple catches in every game this season
- Averaged 13.3 yards per catch with 40 yards on three receptions in Week 7 at the Rams
- Posted a season-high five catches for 52 yards (10.4 avg) in Week 4 vs. the Colts
- Caught three passes for 38 yards (12.7 avg) in his rookie debut in Week 1 at the Lions
- Caught another three passes for 36 yards in the Week 2 win over the Giants, including a 15-yard touchdown from Mitchell Trubisky in the second quarter
- Caught two passes for 19 yards in the Week 3 win at the Falcons and had three catches for 36 yards in the Week 6 win at the Panthers

TRANSACTIONS:

- **04/25/2020:** Signed by the Bears (four-year contract through 2023)

COLLEGE:

- A four-year letterwinner; played in 46 career games for Tulane
- Totaled 154 catches for 2,572 yards (16.7 yards per catch) and 19 touchdowns
- Nearly missed a 1,000-yard season when he caught 48 passes for 993 yards and eight touchdowns in 2018
- Named to the Fred Biletnikoff Award watch list in 2018 and 2019, given to the nation's most outstanding wide receiver
- Started every game for Tulane as a senior in 2019; one of the five captains
- Led the team in receiving yards (640) and touchdowns (5) for the second straight year
- Opened the season with four catches for 84 yards and a touchdown at home against FIU (Aug. 29)
- Hauled in three passes for 48 yards on the road against No. 10 Auburn (Sept. 7)
- Caught five passes for 51 yards at home against MSU (Sept. 14)
- Made a 48-yard touchdown catch at home against Houston (Sep. 19)
- Reeled in four catches for 77 yards and a touchdown at home against UConn (Oct. 12)
- Snagged five passes for 65 yards and a touchdown away at Memphis (Oct. 18)
- Racked up a season-best 112 yards on 5 catches, including one for a touchdown away at Navy (Oct. 26)
- Finished his collegiate career with three receptions for 43 against Southern Miss in the 2020 Lockheed Martin Armed Forces Bowl
- Posted a breakout junior season as a junior in 2018 as he recorded single season highs for receptions (47), receiving yards (993) and touchdowns (8)
- Earned Second Team All-AAC honors in 2018 as his 20.6 yards per reception ranked sixth nationally
- Recorded one of the best receiving performances in school history against ECU as he finished with six receptions for 217 yards and two touchdowns
- His two touchdowns against ECU came from 86 and 79 yards out
- His 217-yard receiving performance was just the sixth 200-yard receiving performance in school history
- Started all 12 games as a sophomore in 2017, finished the year with 599 yards receiving and four touchdowns; averaged 17.6 yards per catch during the year
- Totaled three catches for 61 yards, including a then career-long 36-yard catch versus USF
- Hauled in four receptions for 70 yards, including a 40-yard touchdowns against Memphis
- Posted his first 100-yard receiving day of the season against Cincinnati, as he caught seven passes for 115 yards
- Recorded a team-best six receptions for 67 yards at East Carolina
- Closed out the year on a high note, as he caught six passes for 168 yards
- Played in 12 games as a freshman in 2016, including eight starts, finished second on the team in receptions (24), yards (267) and touchdowns (2)
- In his first collegiate start vs. UL Lafayette on Sept. 24, Mooney caught three passes for 51 yards, including a 25-yard touchdown reception in the second overtime
- Led the team in receptions (7) and receiving yards (63), both career highs, including a 21-yard touchdown catch, at Houston on Nov. 12

PERSONAL:

- Prepped at Gadsden City High School for Coach Matt Scott as a wide receiver and defensive back
- Led the Titans to a pair of state playoff appearances
- Named an Alabama Sports Writers Association Class 7A First-team All-State selection after his senior season when he caught 37 passes for 697 yards and nine touchdowns
- Also returned three punts for touchdowns, one kickoff for a score while picking up one interception on defense as well
- Was also the point guard on the basketball team and led his squad to three state playoff appearances

DARNELL MOONEY'S NFL REGULAR SEASON RUSHING/RECEIVING STATISTICS

DATE	TEAM	RECEIVING							RUSHING				
		GP	GS	NO.	YDS.	AVG.	LG	TD	NO.	YDS.	AVG.	LG	TD
2020	Bears	7	1	21	236	11.2	33	1	1	-3	-3.0	-3	0
NFL TOTALS		7	1	21	236	11.2	33	1	1	-3	-3.0	0	0

DARNELL MOONEY'S NFL REGULAR SEASON RETURN STATISTICS

DATE	TEAM	KICKOFF RETURNS					PUNT RETURNS					
		RET.	YDS.	AVG.	LG	TD	NO.	FC	YDS.	AVG.	LG	TD
2020	Bears	0	0	0.0	0	0	0	0	0	0.0	0	0
NFL TOTALS		0	0	0.0	0	0	0	0	0	0.0	0	0

SINGLE-GAME HIGHS: RUSHING/RECEIVING

Rush Attempts
Receptions
Receiving Yards
Longest Receptions


1 vs. Indianapolis Colts, Oct 04, 2020
 5 vs. Indianapolis Colts, Oct 04, 2020
 52 vs. Indianapolis Colts, Oct 04, 2020
 33 vs. Indianapolis Colts, Oct 04, 2020

Receiving TDs
All-purpose yards
Miscellaneous Tackles
Most TDs

1 vs. New York Giants, Sep 20, 2020
 49 vs. Indianapolis Colts, Oct 04, 2020
 1 vs. Indianapolis Colts, Oct 04, 2020
 1 vs. New York Giants, Sep 20, 2020

2020 GAME-BY-GAME REGULAR SEASON STATISTICS (BEARS)

DATE	OPPONENT	P/S	RECEIVING					RUSHING					W/L	SCORE	
			NO.	YDS.	AVG.	LG	TD	NO.	YDS.	AVG.	LG	TD			
09/13	at Lions	P	3	38	12.7	19	0	0	0	0.0	0	0	0	W	27-23
09/20	Giants	S	3	36	12.0	16	1	0	0	0.0	0	0	0	W	17-13
09/27	at Falcons	P	2	19	9.5	12	0	0	0	0.0	0	0	0	W	30-26
10/04	Colts	P	5	52	10.4	33	0	1	-3	-3.0	-3	0	0	L	11-19
10/08	Buccaneers	P	2	15	7.5	10	0	0	0	0.0	0	0	0	W	20-19
10/18	at Panthers	P	3	36	12.0	18	0	0	0	0.0	0	0	0	W	23-16
10/26	at Rams	P	3	40	13.3	19	0	0	0	0.0	0	0	0	L	10-24
2020 TOTALS		7-1	21	236	11.2	33	1	1	-3	-3.0	-3	0	5-2		


SAM
MUSTIPHER
67
Ht: 6-2
DOB: 8/13/96 (24)
Bears Season: 2
Acquired: UDFA-19

Wt: 314
College: Notre Dame
NFL Season: 2

OFFENSIVE LINEMAN
2020 SEASON (Bears):

- Spent Weeks 1-5 on the practice squad; called up to the active roster in Week 6
- Played in a reserve roll at center for the injured Cody Whitehair in Week 7 at the Rams

2019 SEASON (Bears):

- Spent entire 2019 season on Bears practice squad

KEY TRANSACTIONS:

- 09/06/2020:** Signed to the Bears practice squad; promoted to active roster (10/14)
- 10/14/2020:** Signed to the active roster from the practice squad
- 12/30/2019:** Signed reserve/future contract with Bears
- 09/01/2019:** Signed to Bears practice squad
- 08/31/2019:** Cut by Bears
- 05/02/2019:** Signed with Bears (UDFA)

COLLEGE:

- Appeared in 46 games (37 starts) at Notre Dame
- Started all 12 games at center in 2018 as a senior; made 36th consecutive start vs. USC
- Started all 13 games at center as a junior in 2017; named to Rimington Award Watch List and was a First Team CoSIDA Academic All-District
- Started all 12 games at center in 2016 as he helped paved the way for 417.6 total yards per game

PERSONAL:

- Played at Cood Counsel High School in Olney, Md.
- Named to 2013 Maryland consensus all-state squad on offensive line
- Played on both offensive and defensive lines
- First-team pick as offensive lineman on Washington Post All-Met squad for 2013

2020 GAME-BY-GAME REGULAR SEASON STATISTICS (BEARS)

DATE	OPPONENT	P/S		W/L	SCORE
09/13	at Lions		PRACTICE SQUAD	W	27-23
09/20	Giants		PRACTICE SQUAD	W	17-13
09/27	at Falcons		PRACTICE SQUAD	W	30-26
10/04	Colts		PRACTICE SQUAD	L	11-19
10/08	Buccaneers		PRACTICE SQUAD	W	20-19
10/18	at Panthers	P		W	23-16
10/26	at Rams	P		L	10-24
2020 TOTALS		2-0		5-2	

2019 GAME-BY-GAME REGULAR SEASON STATISTICS (BEARS)

DATE	OPPONENT	P/S		W/L	SCORE
09/05	Packers		DID NOT PLAY	L	3-10
09/15	at Broncos		DID NOT PLAY	W	16-14
09/23	at Washington		DID NOT PLAY	W	31-15
09/29	Vikings		DID NOT PLAY	W	16-6
10/06	at Raiders		DID NOT PLAY	L	21-24
10/20	Saints		DID NOT PLAY	L	25-36
10/27	Chargers		DID NOT PLAY	L	16-17
11/03	at Eagles		DID NOT PLAY	L	14-22
11/10	Lions		DID NOT PLAY	W	20-13
11/17	at Rams		DID NOT PLAY	L	7-17
11/24	Giants		DID NOT PLAY	W	19-14
11/28	at Lions		DID NOT PLAY	W	24-20
12/05	Cowboys		DID NOT PLAY	W	31-24
12/15	at Packers		DID NOT PLAY	L	13-21
12/22	Chiefs		DID NOT PLAY	L	3-26
12/29	at Vikings		DID NOT PLAY	W	21-19
2019 TOTALS		0-0		8-8	


RYAN
NALL
35
Ht: 6-2
DOB: 12/27/95 (24)
Bears Season: 3
Acquired: UDFA-18

Wt: 240
College: Oregon State
NFL Season: 3

RUNNING BACK
PRO CAREER:

- In his third NFL season in 2020 with the Bears

2020 SEASON (Bears)

- Has played in every game this season, primarily on special teams
- Caught one pass for two yards in the Week 2 win over the Giants

2019 SEASON (Bears):

- Appeared in eight games after being promoted from practice squad in Week 10
- Two carries for eight yards in Week 17 at Minnesota
- Recorded two special teams tackles

2018 SEASON (Bears):

- Spent 2018 season on Bears practice squad

TRANSACTIONS:

- 11/09/2019:** Promoted to active roster from the practice squad
- 09/01/2019:** Signed to Bears practice squad
- 08/31/2019:** Cut by Bears
- 01/08/2019:** Signed by Bears
- 09/02/2018:** Signed to Bears practice squad
- 09/01/2018:** Cut by Bears
- 05/11/2018:** Signed by Bears (UDFA)

COLLEGE:

- Appeared in 32 games, making 19 starts
- Ranks eighth in Oregon State history with 2,216 rushing yards
- Has carried the ball 385 times, and averages 5.8 yards per carry, which ties him with J.J. Young for the best mark in OSU history
- His 24 rushing touchdowns ranks seventh in school history
- Has nine 100-yard rushing games, tied for seventh all-time
- Only player in Oregon State history with three carries of 75 or more yards
- Adds 563 receiving yards and four touchdowns; has caught 56 passes, and averages 10.1 yards per reception
- Three-time Pac-12 All-Academic selection: second team in 2017, honorable mention in 2015 and 2016
- Also earned CoSIDA Academic All-District 8 honors as a junior
- 2016 All-Pac-12 Honorable Mention

PERSONAL:

- Played at Central Catholic High School in Sandy, Oregon
- Rushed for 1,684 yards and 22 touchdowns as a senior
- Named the Oregon Sports Awards Prep Football Player of the Year
- 6A Offensive Player of the Year
- First team all-state running back and linebacker as a senior

RYAN NALL'S NFL REGULAR SEASON RUSHING/RECEIVING STATISTICS

DATE	TEAM	RUSHING							RECEIVING				
		GP	GS	NO.	YDS.	AVG.	LG	TD	NO.	YDS.	AVG.	LG	TD
2018	Bears	0	0	0	0	0.0	0	0	0	0	0.0	0	0
2019	Bears	8	0	2	8	4.0	7	0	0	0	0.0	0	0
2020	Bears	7	0	0	0	0.0	0	0	1	2	2.0	2	0
NFL TOTALS		15	0	2	8	4.0	7	0	1	2	2.0	2	0

SINGLE-GAME HIGHS: RUSHING/RECEIVING
Rush Attempts

2 at Minnesota Vikings, Dec 29, 2019

Rushing Yards

8 at Minnesota Vikings, Dec 29, 2019

Longest Runs

7 at Minnesota Vikings, Dec 29, 2019

Receptions

1 vs. New York Giants, Sep 20, 2020

Receiving Yards

2 vs. New York Giants, Sep 20, 2020

Longest Receptions

2 vs. New York Giants, Sep 20, 2020

All-purpose yards

12 vs. New York Giants, Sep 20, 2020

Kickoff Returns

 1 vs. Indianapolis Colts, Oct 04, 2020
 ...1 more at 1.

Kickoff Return Yards

10 vs. New York Giants, Sep 20, 2020

Longest Kickoff Return

10 vs. New York Giants, Sep 20, 2020

Special Teams Tackles

 1 vs. New York Giants, Sep 20, 2020
 ...3 more at 1.

2020 GAME-BY-GAME REGULAR SEASON STATISTICS (BEARS)

DATE	OPPONENT	P/S	RUSHING						RECEIVING						W/L	SCORE
			NO.	YDS.	AVG.	LG	TD	NO.	YDS.	AVG.	LG	TD				
09/13	at Lions	P	0	0	0.0	0	0	0	0	0	0.0	0	0	0	W	27-23
09/20	Giants	P	0	0	0.0	0	0	1	2	2.0	2	0	0	W	17-13	
09/27	at Falcons	P	0	0	0.0	0	0	0	0	0.0	0	0	0	W	30-26	
10/04	Colts	P	0	0	0.0	0	0	0	0	0.0	0	0	0	L	11-19	
10/08	Buccaneers	P	0	0	0.0	0	0	0	0	0.0	0	0	0	W	20-19	
10/18	at Panthers	P	0	0	0.0	0	0	0	0	0.0	0	0	0	W	23-16	
10/26	at Rams	P	0	0	0.0	0	0	0	0	0.0	0	0	0	L	10-24	
2020 TOTALS		7-0	0	0	0.0	0	0	1	2	2.0	2	0	0	5-2		



BILAL NICHOLS

98

Ht: 6-4
 DOB: 9/14/96 (24)
 Bears Season: 3
 Acquired: D5-18

Wt: 299
 College: Delaware
 NFL Season: 3

DEFENSIVE TACKLE

PRO CAREER:

- In his third NFL season after being drafted in the 5th round (145th overall) in the 2018 draft
- Has appeared in 34 games with 25 starts, recording 69 tackles and 4.0 sacks
- Appeared as a reserve in Wild Card playoff game vs. PHI (1/6/19)

2020 SEASON (Bears)

- Has started every game this season along the defensive line
- Recorded one TFL for minus-3 yards in Week 2 vs. the Giants
- Season-high three tackles in Week 4 vs. Colts; also had 3 tackles and a QBH in Week 7 at the Rams
- Recorded his first sack of the season in Week 6 at Carolina, sacking Teddy Bridgewater inside the 1-yard line

2019 SEASON (Bears):

- Appeared in 13 games with 12 starts, recording 27 tackles, one fumble recovery and one TFL

2018 SEASON (Bears):

- Appeared in 14 games (six starts), recording 28 tackles, 3.0 sacks, two forced fumbles, one fumble recovery and five tackles for loss

TRANSACTIONS:

- **05/10/2018:** Signed/draft choice with Bears (four-year contract through 2021)

COLLEGE:

- Played in 44 career games with 21 starts, recording 104 tackles, 17.5 TFLs, 9.5 sacks, 4 forced fumbles, 2 interceptions and 15 pass breakups

PERSONAL:

- Played at Hodgson Vo-Tech High School in Newark, Del.

REGULAR SEASON COMPARISON: DEFENSIVE - NEW ORLEANS SAINTS

DATE	OPP	W/L	GP/GS	TOT	SOLO	ASST	SACK	YDS.	INT	TACKLES				MISC			
										TFL	PD	QBH	TD	FF	FR		
10/20/19	CHI vs. NO	L	5	4	3	1	0.0	0	0	1	0	1	0	0	0	0	
TOTALS		0/1	1/1	4	3	1	0.0	0	0	1	0	1	0	0	0	0	

BILAL NICHOLS' NFL REGULAR SEASON DEFENSIVE STATISTICS

DATE	TEAM	GP	TACKLES							INTERCEPTIONS				O. FUMB			ST				MISC						
			GS	TK	S	A	TFL	YDS	SK	YDS	QBH	NO	YDS	LG	TD	PD	FF	FR	YDS	TK	S	A	FF	FR	S	A	
2018	Bears	14	6	28	20	8	5	21	3.0	29.5	7	0	0	0	0	0	2	1	0	0	0	0	0	0	0	0	0
2019	Bears	13	12	27	15	12	1	2	0.0	0.0	2	0	0	0	0	1	0	1	0	0	0	0	0	0	0	0	
2020	Bears	7	7	14	7	7	4	18	1.0	8.0	5	0	0	0	0	1	0	0	0	0	0	0	0	0	0	0	
NFL TOTALS		34	25	69	42	27	10	41	4.0	37.5	14	0	0	0	0	2	2	2	0	0	0	0	0	0	0	0	

BILAL NICHOLS' NFL POSTSEASON DEFENSIVE STATISTICS

DATE	TEAM	GP	TACKLES							INTERCEPTIONS				O. FUMB			ST				MISC					
			GS	TK	S	A	TFL	YDS	SK	YDS	QBH	NO	YDS	LG	TD	PD	FF	FR	YDS	TK	S	A	FF	FR	S	A
2018	Bears	1	0	0	0	0	0	0	0.0	0.0	0	0	0	0	0	0	0	0	0	0	0	0	0	0	0	0
NFL TOTALS		1	0	0	0	0	0	0	0.0	0.0	0	0	0	0	0	0	0	0	0	0	0	0	0	0	0	0

SINGLE-GAME HIGHS: DEFENSIVE

Total Tackles Sacks

6 at New York Giants, Dec 02, 2018
 1.0 at Carolina Panthers, Oct 18, 2020
 ...2 more at 1.0.

Passes Defensed

1 at Atlanta Falcons, Sep 27, 2020
 ...1 more at 1.

Forced Fumbles

1 vs. Detroit Lions, Nov 11, 2018
 ...1 more at 1.

Fumble Recoveries

1 at Minnesota Vikings, Dec 29, 2019
 ...1 more at 1.

Tackles For Loss

2 vs. Indianapolis Colts, Oct 04, 2020
 ...1 more at 2.

2020 GAME-BY-GAME REGULAR SEASON STATISTICS (BEARS)

DATE	OPPONENT	P/S	TACKLES							INTERCEPTIONS				O. FUMB			ST				MISC		SCORE				
			TK	S	A	SK	YDS	TFL	YDS	QBH	NO	YDS	LG	TD	PD	FF	FR	YDS	TK	S	A	FF		FR	S	A	W/L
09/13	at Lions	S	2	1	1	0.0	0.0	0	0	0	1	0	0	0	0	0	0	0	0	0	0	0	0	0	0	W	27-23
09/20	Giants	S	2	1	1	0.0	0.0	1	3	0	0	0	0	0	0	0	0	0	0	0	0	0	0	0	W	17-13	
09/27	at Falcons	S	1	0	1	0.0	0.0	0	0	0	0	0	0	0	1	0	0	0	0	0	0	0	0	0	W	30-26	
10/04	Colts	S	3	3	0	0.0	0.0	2	7	0	0	0	0	0	0	0	0	0	0	0	0	0	0	0	L	11-19	
10/08	Buccaneers	S	0	0	0	0.0	0.0	0	0	2	0	0	0	0	0	0	0	0	0	0	0	0	0	0	W	20-19	
10/18	at Panthers	S	3	2	1	1.0	8.0	1	8	1	0	0	0	0	0	0	0	0	0	0	0	0	0	0	W	23-16	
10/26	at Rams	S	3	0	3	0.0	0.0	0	0	1	0	0	0	0	0	0	0	0	0	0	0	0	0	0	L	10-24	
2020 TOTALS		7-7	14	7	7	1.0	8.0	4	18	5	0	0	0	0	1	0	0	0	0	0	0	0	0	0	5-2		


PAT
O'DONNELL
16
PUNTER
Ht: 6-4
DOB: 2/22/91 (29)
Bears Season: 7
Acquired: D6b-14

Wt: 212
College: Miami (FL)
NFL Season: 7

PRO CAREER:

- In his seventh season in Chicago (2014-20); has a 44.9 gross avg while landing 166 punts inside the 20 with 29 touchbacks
- 1,867 return yards for a net average of 39.4 (ranks first in franchise history)
- Recorded a 38-yard passing touchdown on a fake punt vs. MIN (10/9/17)

2020 SEASON (Bears):

- Is tied with Seattle's Michael Dickson with 15 punts inside the 20 this season
- Averaged 53.8 yards on four punts (45.8 net avg) in the Week 3 win at the Falcons, including a season-long 64-yarder
- Punted five times for 213 yards (42.6 avg) in the Week 1 win at Detroit, dropping two inside the 20; had a long punt of 55 yards
- Punted three times with an average of 44.7 and two downed inside the 20 in the Week 2 win over the Giants
- Dropped three punts inside the 20 yard line in the Week 5 win over the Buccaneers and again in the Week 6 win at Carolina

2019 SEASON (Bears):

- Appeared in 16 games, punting 80 times for 3,586 yards (44.8 avg), recording a long of 75 with 27 landing inside the 20
- 75-yard punt at DEN (9/15) was a career-high
- Set Bears single-season net average (40.7) topping mark by Adam Podlesh in 2011 (40.4)

2018 SEASON (Bears):

- Appeared in 16 games, punting 62 times for 2,791 yards (45.0 avg), with a net of 39.7 and a long of 65

2017 SEASON (Bears):

- In 16 games, punted 87 times for 4,087 yards for a gross average of 47.0 (all career-highs)

2016 SEASON (Bears):

- Punted 68 times for 2,994 yards (44.0 gross avg) with 24 inside the 20, five touchbacks and 282 return yards for a 38.4 net average in 16 games

2015 SEASON (Bears):

- Hit 70 punts for 3,097 yards (44.2 avg) with 28 inside the 20, four touchbacks and 197 return yards for a 39.7 net average in 15 contests

2014 SEASON (Bears):

- Finished rookie campaign totaling 71 punts for 3,107 yards (43.8 gross avg) with 20 punts downed inside the 20, three touchbacks, one blocked punt and 335 opponent return yards for a 37.7 net avg

TRANSACTIONS:

- **03/20/2019:** Re-signed/UFA (two-year contract through 2020)
- **03/16/2018:** Re-signed/UFA (one-year contract through 2018)
- **05/13/2014:** Signed/draft choice with Bears (four-year contract through 2017)

COLLEGE:

- Appeared in 54 games for Cincinnati (2009-12) and Miami (2013); had 234 punts for 10,168 yards (43.5 avg) with 78 punts downed inside the opponent's 20-yard line
- Set Miami's single-season record for yards-per-punt average (47.1)
- Was named to various All-ACC teams following the 2013 season and also named the Hurricane's Special Teams MVP

PERSONAL:

- Three-year letterwinner in both football and track and field at Palm Beach Central High School in Wellington, Fla.
- Earned first team all-state honors after averaging 45 yards on punts and had 95 percent touchback rate of kickoffs

REGULAR SEASON COMPARISON: PUNTING - NEW ORLEANS SAINTS

DATE	OPP	W/L	GP/GS	NO.	YDS.	AVG.	TB	I20	LG
12/15/14	CHI vs. NO	L	P	6	299	49.8	0	3	56
10/29/17	CHI @ NO	L	P	5	270	54.0	1	2	61
10/20/19	CHI vs. NO	L	P	6	263	43.8	0	0	54
TOTALS		0/3	3/0	17	832	48.9	1	5	61

PAT O'DONNELL'S NFL REGULAR SEASON PUNTING STATISTICS

DATE	TEAM	GP	NO.	YDS.	AVG.	OPP.		NET		TB	IN20	LG	BK
						RET.	YDS.	YDS.	AVG.				
2014	Bears	16	71	3,107	43.8	33	335	2,712	37.7	3	20	61	1
2015	Bears	15	70	3,097	44.2	27	197	2,820	39.7	4	28	72	1
2016	Bears	16	68	2,994	44.0	22	282	2,612	38.4	5	24	67	0
2017	Bears	16	87	4,087	47.0	49	512	3,455	39.7	6	27	69	0
2018	Bears	16	62	2,791	45.0	20	150	2,501	39.7	7	28	65	1
2019	Bears	16	80	3,586	44.8	35	247	3,299	40.7	2	26	75	1
2020	Bears	7	33	1,518	46.0	14	144	1,334	40.4	2	15	64	0
NFL TOTALS		102	471	21,180	45.0	200	1,867	18,733	39.4	29	168	75	4

PAT O'DONNELL'S NFL POSTSEASON PUNTING STATISTICS

DATE	TEAM	GP	NO.	YDS.	AVG.	OPP.		NET		TB	IN20	LG	BK
						RET.	YDS.	YDS.	AVG.				
2018	Bears	1	6	243	40.5	1	-1	244	40.7	0	4	49	0
NFL TOTALS		1	6	243	40.5	1	-1	244	40.7	0	4	49	0

SINGLE-GAME HIGHS: PUNTER

Punts 10 at Seattle Seahawks, Sep 27, 2015
Gross Punting Yards 477 at Seattle Seahawks, Sep 27, 2015
Gross Punting Avg 57.4 at Denver Broncos, Sep 15, 2019
Net Punting Yards 384 at Seattle Seahawks, Sep 27, 2015
Net Punting Avg 50.4 at Denver Broncos, Sep 15, 2019
Longest Punts 75 at Denver Broncos, Sep 15, 2019
Inside the 20 4 vs. Dallas Cowboys, Dec 05, 2019
 ...4 more at 4.

Pass Attempts 1 vs. Minnesota Vikings, Oct 09, 2017
Pass Completions 1 vs. Minnesota Vikings, Oct 09, 2017
Yards Passing 38 vs. Minnesota Vikings, Oct 09, 2017
TD Passes 1 vs. Minnesota Vikings, Oct 09, 2017
Rush Attempts 1 at Green Bay Packers, Nov 09, 2014
Special Teams Tackles 1 at Washington, Sep 23, 2019
 ...5 more at 1.


SINGLE-GAME HIGHS - POSTSEASON: PUNTER

Punts 6 vs. Philadelphia Eagles, Jan 06, 2019
Gross Punting Yards 243 vs. Philadelphia Eagles, Jan 06, 2019
Gross Punting Avg 40.5 vs. Philadelphia Eagles, Jan 06, 2019
Net Punting Yards 244 vs. Philadelphia Eagles, Jan 06, 2019

Net Punting Avg 40.7 vs. Philadelphia Eagles, Jan 06, 2019
Longest Punts 49 vs. Philadelphia Eagles, Jan 06, 2019
Inside the 20 4 vs. Philadelphia Eagles, Jan 06, 2019

2020 GAME-BY-GAME REGULAR SEASON STATISTICS (BEARS)

DATE	OPPONENT	P	NO.	YDS.	AVG.	OPP.		NET		TB	IN20	LG	BK	W/L/T		SCORE
						RET.	YDS.	YDS.	AVG.					T		
09/13	at Lions	P	5	213	42.6	1	16	197	39.4	0	2	55	0	W		27-23
09/20	Giants	P	3	134	44.7	1	11	123	41.0	0	2	51	0	W		17-13
09/27	at Falcons	P	4	215	53.8	3	32	183	45.8	0	1	64	0	W		30-26
10/04	Colts	P	7	313	44.7	4	42	251	35.9	1	2	62	0	L		11-19
10/08	Buccaneers	P	5	228	45.6	2	20	208	41.6	0	3	59	0	W		20-19
10/18	at Panthers	P	4	177	44.3	1	9	148	37.0	1	3	54	0	W		23-16
10/26	at Rams	P	5	238	47.6	2	14	224	44.8	0	2	55	0	L		10-24
2020 TOTALS			7	33	1,518	46.0	14	144	1,334	40.4	2	15	64	0	5-2	



CORDARRELLE PATTERSON

84

Ht: 6-2
DOB: 3/17/91 (29)
Bears Season: 2
Acquired: UFA-19 (NE)

Wt: 227
College: Tennessee
NFL Season: 8

WIDE RECEIVER



PRO CAREER:

- In his eighth NFL season; has appeared in 118 games (34 starts) with the Minnesota Vikings (2013-16), Oakland Raiders (2017), New England Patriots (2018) and Chicago Bears (2019-20)
- Three-time Pro Bowler
- Owens a 29.9 kickoff return average, the second-highest return average in NFL history
- Leads all kickoff returners in touchdowns in the NFL since entering the league in 2013 (7)
- His next touchdown would tie the NFL modern day record for career KO returns for TDs
- Led the NFL in kick return average on four occasions: 2013 (32.4), 2015 (31.8), 2016 (31.7) and 2019 (29.5)

HONORS:

- 2019:** Named to the Pro Bowl (ST); *Associated Press* First Team All-Pro; NFC Special Player of the Month for November
- 2016:** Named to the Pro Bowl (KR); *Associated Press*, *Sporting News* and PFWA First Team All-Pro
- 2015:** *Sporting News* and PFWA First Team All-Pro (KR)
- 2013:** Named to the Pro Bowl (KR); *Associated Press*, *Sporting News* and PFWA First Team All-Pro; NFC Special Player of the Month for September; NFL All-Rookie Team; Week 8 NFC Special Teams Player of the Week

2020 SEASON (Bears)

- Has totaled a league-high 562 kick return yards on 19 returns for a 29.6 yards-per-return average
- Rushed four times for 19 yards and had one catch for 12 yards in the Week 1 win at Detroit; also returned three kickoffs for 110 yards, with a long of 45 yards
- Carried the ball seven times for 25 yards and caught two passes for eight yards in Week 2 vs. NYG; had three KOR for 83 yards
- Totaled 119 kick return yards on three attempts in the Week 5 win vs. TB, an average of 39.6 yards per return; also added one tackle on special teams; also caught three passes for 38 yards, including a 25-yarder to set up Chicago's first touchdown

2019 SEASON (Bears):

- Appeared in 16 games (four starts), catching 11 passes for 83 yards and rushing 17 times for 103 yards (6.1 avg), including 46-yard run at DEN (9/15)
- Voted to the Pro Bowl as a special teamer
- Led the league in kickoff return yards (825) and kick return average (29.5)
- Returned a kickoff 102 yards for a TD in Week 7 against NO, the first KO return for a TD by the Bears since Chris Williams returned a KO 101 yards for a TD at Green Bay (11/9/2014) and the first KO return for a TD by a Bears player at Soldier Field since Devin Hester against the Vikings on 10/16/2011
- Awarded Special Teams Player of the Month (November), becoming the first Bear to win award since Devin Hester in 2011

2018 SEASON (Patriots):

- Appeared in 15 games, making six starts for the Super Bowl Champion Patriots
- Tallied 247 receiving yards on 21 grabs (11.8 avg.) with three touchdowns while rushing for single-season career-best figures in both yards (228) and carries (42) while adding an additional score on the ground
- Logged the league's third-highest kick return average at 28.8 yards per return with 663 yards on 23 attempts with one touchdown

2017 SEASON (Raiders):

- Played all 16 regular-season games with two starts and totaled 31 receptions for 309 yards and 13 rushing attempts for 121 yards and two touchdowns
- Returned 19 kickoffs for 538 yards

2016 SEASON (Vikings):

- Played all 16 regular-season games with eight starts and caught a career-high 52 passes for 453 yards and two touchdowns
- Selected to his second-career Pro Bowl as a kick returner and was named to the Associated Press All-Pro First Team for the second time and the PFWA All-NFL Team for the third time
- Rushed seven times for 43 yards
- Returned 25 kickoffs for 792 yards and a touchdown and one punt for 9 yards

2015 SEASON (Vikings):

- Played in all 16 regular-season games with one start
- Named to the PFWA All-NFL Team for the second time as a kick returner
- Returned 32 kickoffs for 1,019 yards and two touchdowns

2014 SEASON (Vikings):

- Played in all 16 games with seven starts
- Posted 33 receptions for 384 yards and one touchdown
- Returned 34 kickoffs for 871 yards
- Set the NFL record for most rushing yards by a wide receiver in a single game with 102 yards on three carries at St. Louis, including a 67-yard touchdown, the longest rushing touchdown by a wide receiver in Vikings history

2013 SEASON (Vikings):

- Played in all 16 games with six starts and finished with 45 receptions for 469 yards and four touchdowns and 12 rushing attempts for 158 yards and three touchdowns
- Selected to his first career Pro Bowl as a kick returner and was named to the Associated Press All-Pro First Team
- Named to the PFWA All-NFL Team and All-Rookie Team
- Earned NFC Special Teams Player of the Month for September in his first month as a pro after returning 12 kickoffs for 406 yards and

a touchdown

- Named NFC Offensive Rookie of the Month for December for posting 16 receptions for 219 yards and three touchdowns and totaling 10 rushing attempts for 156 yards and three more scores
- Returned 43 kickoffs for a team record 1,393 yards and two touchdowns

TRANSACTIONS:

- 03/13/2019:** Signed/UFA with Bears (two-year contract through 2020)
- 03/19/2018:** Traded to New England Patriots
- 03/13/2017:** Signed/UFA with Raiders (two-year contract through 2018)
- 05/03/2016:** Vikings decline fifth-year option on rookie contract
- 07/25/2013:** Signed/draft choice with Vikings (four-year contract; fifth-year option)

COLLEGE:

- Played one season at Tennessee after transferring from Hutchinson (Kansas) Community College, earning All-SEC honors in 2012
- Tabbed as All-SEC First Team by Associated Press as an All-Purpose Player and earned All-SEC First Team All-Purpose Player by conference coaches
- Started all 12 games and set a school record with 1,858 all-purpose yards
- Became the first player to score a touchdown four different ways in a season since 2008 (receiving, rushing, punt return, kickoff return)

PERSONAL:

- Attended Northwestern High School in Rock Hill, South Carolina and helped lead team to the Class 4A Division II state title game as a senior in 2008
- Majored in communications at Tennessee

REGULAR SEASON COMPARISON: RECEIVING - NEW ORLEANS SAINTS

DATE	OPP	W/L	GP/GS	REC	YDS.	AVG.	TD	LG	TGTS	YAC
9/21/14	MIN @ NO	L	P	4	61	15.3	0	28	5	43
10/20/19	CHI vs. NO	L	P	2	21	10.5	0	11	3	12
TOTALS		0/2	2/0	6	82	13.7	0	28	8	55

CORDARRELLE PATTERSON'S NFL REGULAR SEASON RUSHING/RECEIVING STATISTICS

DATE	TEAM	RECEIVING						RUSHING					
		GP	GS	NO.	YDS.	AVG.	LG	TD	NO.	YDS.	AVG.	LG	TD
2013	Vikings	16	6	45	469	10.4	79t	4	12	158	13.2	50t	3
2014	Vikings	16	7	33	384	11.6	28	1	10	117	11.7	67t	1
2015	Vikings	16	1	2	10	5.0	9	0	2	15	7.5	9	0
2016	Vikings	16	8	52	453	8.7	39	2	7	43	6.1	22	0
2017	Raiders	16	2	31	309	10.0	59	0	13	121	9.3	47t	2
2018	Patriots	15	5	21	247	11.8	55t	3	42	228	5.4	27	1
2019	Bears	16	4	11	83	7.5	33	0	17	103	6.1	46	0
2020	Bears	7	1	11	77	7.0	25	0	25	71	2.8	13	0
NFL TOTALS		118	34	206	2,032	9.9	79t	10	128	856	6.7	67t	7

CORDARRELLE PATTERSON'S NFL POSTSEASON RUSHING/RECEIVING STATISTICS

DATE	TEAM	RECEIVING						RUSHING					
		GP	GS	NO.	YDS.	AVG.	LG	TD	NO.	YDS.	AVG.	LG	TD
2015	Vikings	1	0	0	0	0.0	0	0	0	0	0.0	0	0
2018	Patriots	3	0	4	32	8.0	15	0	3	10	3.3	6	0
NFL TOTALS		4	0	4	32	8.0	15	0	3	10	3.3	6	0

CORDARRELLE PATTERSON'S NFL REGULAR SEASON RETURN STATISTICS

DATE	TEAM	KICKOFF RETURNS					PUNT RETURNS					
		RET.	YDS.	AVG.	LG	TD	NO.	FC	YDS.	AVG.	LG	TD
2013	Vikings	43	1,393	32.4	109t	2	0	1	0	0.0	0	0
2014	Vikings	34	871	25.6	51	0	0	0	0	0.0	0	0
2015	Vikings	32	1,019	31.8	101t	2	0	0	0	0.0	0	0
2016	Vikings	25	792	31.7	104t	1	1	1	9	9.0	9	0
2017	Raiders	19	538	28.3	49	0	0	0	0	0.0	0	0
2018	Patriots	23	663	28.8	95t	1	0	0	0	0.0	0	0
2019	Bears	28	825	29.5	102t	1	0	0	0	0.0	0	0
2020	Bears	19	562	29.6	47	0	0	0	0	0.0	0	0
NFL TOTALS		223	6,663	29.9	109t	7	1	2	9	9.0	9	0

CORDARRELLE PATTERSON'S NFL POSTSEASON RETURN STATISTICS

		KICKOFF RETURNS					PUNT RETURNS					
DATE	TEAM	RET.	YDS.	AVG.	LG	TD	NO.	FC	YDS.	AVG.	LG	TD
2015	Vikings	3	65	21.7	34	0	0	0	0	0.0	0	0
2018	Patriots	5	141	28.2	38	0	0	0	0	0.0	0	0
NFL TOTALS		8	206	25.8	38	0	0	0	0	0.0	0	0

SINGLE-GAME HIGHS: RUSHING/RECEIVING

Rush Attempts	11 vs. Green Bay Packers, Nov 04, 2018
Rushing Yards	102 at St. Louis Rams, Sep 07, 2014
Longest Runs	67t at St. Louis Rams, Sep 07, 2014
Rushing TDs	1 vs. Green Bay Packers, Nov 04, 2018 ...6 more at 1.
Receptions	8 at Green Bay Packers, Nov 24, 2013
Receiving Yards	141 at Baltimore Ravens, Dec 08, 2013
Longest Receptions	141 at Baltimore Ravens, Dec 08, 2013
Receiving TDs	1 at Miami Dolphins, Dec 09, 2018 ...9 more at 1.
All-purpose yards	258 at Baltimore Ravens, Dec 08, 2013
Kickoff Returns	5 vs. Seattle Seahawks, Dec 06, 2015 ...2 more at 5.

Kickoff Return Yards	228 vs. Green Bay Packers, Oct 27, 2013
Longest Kickoff Return	109t vs. Green Bay Packers, Oct 27, 2013
Kickoff Return TDs	1 vs. New Orleans Saints, Oct 20, 2019 ...6 more at 1.
Fair Catches	1 vs. Dallas Cowboys, Dec 01, 2016 ...1 more at 1.
Punt Return Yards	9 at Tennessee Titans, Sep 11, 2016
Punt Returns	1 vs. Dallas Cowboys, Dec 01, 2016
Special Teams Tackles	1 vs. Tampa Bay Buccaneers, Oct 08, 2020 ...19 more at 1.
Miscellaneous Tackles	1 vs. Miami Dolphins, Sep 30, 2018 ...1 more at 1.
Most TDs	2 vs. Detroit Lions, Dec 29, 2013

SINGLE-GAME HIGHS - POSTSEASON: RUSHING/RECEIVING

Rush Attempts	2 at Los Angeles Rams, Feb 03, 2019
Rushing Yards	7 at Los Angeles Rams, Feb 03, 2019
Longest Runs	6 at Los Angeles Rams, Feb 03, 2019
Receptions	2 at Los Angeles Rams, Feb 03, 2019 ...1 more at 2.
Receiving Yards	18 at Kansas City Chiefs, Jan 20, 2019

Longest Receptions	15 at Kansas City Chiefs, Jan 20, 2019
All-purpose yards	98 at Kansas City Chiefs, Jan 20, 2019
Kickoff Returns	3 at Kansas City Chiefs, Jan 20, 2019 ...1 more at 3.
Kickoff Return Yards	80 at Kansas City Chiefs, Jan 20, 2019
Longest Kickoff Return	38 at Los Angeles Rams, Feb 03, 2019 ...1 more at 38.

100-YARD RECEIVING GAMES (1): REGULAR SEASON

DATE	TEAM	NO.	YDS.	AVG.	LG	TD
12/08/13	at Ravens	5	141	28.2	79t	1

100-YARD RUSHING GAMES (1): REGULAR SEASON

DATE	TEAM	ATT.	YDS.	AVG.	LG	TD
09/07/14	at Rams	3	102	34.0	67t	1

2020 GAME-BY-GAME REGULAR SEASON STATISTICS (BEARS)

DATE	OPPONENT	P/S	RECEIVING					RUSHING					W/L	SCORE
			NO.	YDS.	AVG.	LG	TD	NO.	YDS.	AVG.	LG	TD		
09/13	at Lions	P	1	12	12.0	12	0	4	19	4.8	13	0	W	27-23
09/20	Giants	P	2	8	4.0	9	0	7	25	3.6	10	0	W	17-13
09/27	at Falcons	P	0	0	0.0	0	0	4	13	3.3	6	0	W	30-26
10/04	Colts	P	1	0	0.0	0	0	3	5	1.7	4	0	L	11-19
10/08	Buccaneers	S	3	38	12.7	25	0	3	7	2.3	3	0	W	20-19
10/18	at Panthers	P	1	8	8.0	8	0	1	1	1.0	1	0	W	23-16
10/26	at Rams	P	3	11	3.7	7	0	3	1	0.3	2	0	L	10-24
2020 TOTALS	7-1		11	77	7.0	25	0	25	71	2.8	13	0	5-2	

2020 GAME-BY-GAME REGULAR SEASON STATISTICS (BEARS)

DATE	OPPONENT	P/S	KICKOFF RETURNS					PUNT RETURNS						W/L	SCORE
			RET	YDS	AVG	LG	TD	NO	FC	YDS	AVG	LG	TD		
09/13	at Lions	P	3	110	36.7	45	0	0	0	0	0.0	0	0	W	27-23
09/20	Giants	P	3	83	27.7	30	0	0	0	0	0.0	0	0	W	17-13
09/27	at Falcons	P	3	91	30.3	40	0	0	0	0	0.0	0	0	W	30-26
10/04	Colts	P	3	65	21.7	26	0	0	0	0	0.0	0	0	L	11-19
10/08	Buccaneers	S	3	119	39.7	47	0	0	0	0	0.0	0	0	W	20-19
10/18	at Panthers	P	0	0	0.0	0	0	0	0	0	0.0	0	0	W	23-16
10/26	at Rams	P	4	94	23.5	28	0	0	0	0	0.0	0	0	L	10-24
2020 TOTALS	7-1		19	562	29.6	47	0	0	0	0	0.0	0	0	5-2	


ARTAVIS
PIERCE
46
Ht: 5-11
DOB: 5/17/96 (24)
Bears Season: R
Acquired: UDFA-20

Wt: 210
College: Oregon State
NFL Season: R

RUNNING BACK
PRO CAREER:

- Joins the Bears as an undrafted free agent out of Oregon State
- Called up to the active roster prior to Week 4 (inactive); saw his first action on special teams in Week 6 at Carolina

TRANSACTIONS:

- **04/24/2020:** Signed by the Bears/draft choice (four-year contract through 2023)

COLLEGE:

- Played in 44 career games, making 13 starts; 2017 and 2018 Pac-12 All-Academic honorable mention
- Concluded his career with 2,127 rushing yards, which ranks 10th all-time at Oregon State. Averaged 5.8 yards per carry (366 overall), which is tied for the best mark in program history; scored 15 rushing touchdowns
- Caught 74 passes for 578 yards and two touchdowns
- Played in all 12 games, making seven starts as a senior in 2019
- Carried the ball 146 times for a team-best 873 yards, averaging 6.0 per carry; scored six rushing touchdowns and one through the air and caught 23 passes for 169 yards
- Surpassed 100 yards rushing three times, including a season-best 141 versus Stanford
- Played in nine games as a junior in 2018, making three starts; carried the ball 54 times for 408 yards, averaging 7.6 yards per rush, with four rushing touchdowns
- Played in all 12 games as a sophomore in 2017, making two starts, against Minnesota and Arizona
- Carried the ball 68 times for 323 yards (4.8 avg.)
- Served as a returner on kickoffs, totaling 27 returns and finishing with 540 yards (20.0 avg.)
- Played in 11 games as a true freshman in 2016, posted 98 carries for 523 yards and four touchdowns
- Scored his first career touchdown in the Beavers' overtime win over California

PERSONAL:

- First in his family to go to college; studied sociology at OSU
- Logged 2,076 career rushing yards and 18 touchdowns
- Sprinter on the high school track team (200 meters) and a small forward on the basketball team

ARTAVIS PIERCE'S NFL REGULAR SEASON RUSHING/RECEIVING STATISTICS

DATE	TEAM	RUSHING								RECEIVING				
		GP	GS	NO.	YDS.	AVG.	LG	TD	NO.	YDS.	AVG.	LG	TD	
2020	Bears	1	0	0	0	0.0	0	0	0	0	0.0	0	0	
NFL TOTALS		1	0	0	0	0.0	0	0	0	0	0.0	0	0	

ARTAVIS PIERCE'S NFL REGULAR SEASON RETURN STATISTICS


DATE	TEAM	KICKOFF RETURNS					PUNT RETURNS					
		RET.	YDS.	AVG.	LG	TD	NO.	FC	YDS.	AVG.	LG	TD
2020	Bears	0	0	0.0	0	0	0	0	0	0.0	0	0
NFL TOTALS		0	0	0.0	0	0	0	0	0	0.0	0	0

SINGLE-GAME HIGHS: RUSHING/RECEIVING
Special Teams Tackles

1 at Carolina Panthers, Oct 18, 2020

2020 GAME-BY-GAME REGULAR SEASON STATISTICS (BEARS)

DATE	OPPONENT	P/S	RUSHING					RECEIVING					W/L	SCORE
			NO.	YDS.	AVG.	LG	TD	NO.	YDS.	AVG.	LG	TD		
09/13	at Lions												W	27-23
09/20	Giants												W	17-13
09/27	at Falcons												W	30-26
10/04	Colts												L	11-19
10/08	Buccaneers												W	20-19
10/18	at Panthers	P	0	0	0.0	0	0	0	0	0.0	0	0	W	23-16
10/26	at Rams												L	10-24
2020 TOTALS		1-0	0	0	0.0	0	0	0	0	0.0	0	0	5-2	


**ROBERT
QUINN**
94
LINEBACKER
Ht: 6-4
DOB: 5/18/90 (30)
Bears Season: 1
Acquired: UFA-20 (DAL)

Wt: 250
College: North Carolina
NFL Season: 10


 '13 '14

PRO CAREER:

- A two-time Pro Bowler (2013, 2014)
- Has appeared in 133 NFL games (110 starts), tallying 81.5 sacks, 35 tackles-for-loss, 161 quarterback hits and 26 forced fumbles
- With 80.5 sacks at age 29, only Von Miller (98.0), Chandler Jones (96.0), J.J. Watt (92.0) and Terrell Suggs (82.5) had more before turning 30
- 2013 PVFA Defensive Player of the Year when he finished second in the NFL with a then Rams franchise-record 19.0 sacks while also setting career-highs with 11 tackles-for-loss, 34 pressures and seven forced fumbles
- Originally entered the NFL as a first-round pick (14th overall) by the St. Louis Rams out of the University of North Carolina in the 2011 NFL Draft
- Has been ranked among the NFL's Top 100 players twice (2014, 2015)

2020 SEASON (Bears)

- Inactive for Week 1; received his first start of the season in Week 4 vs. the Colts
- Saw his first action in Week 2 vs. the NYG, recording a strip-sack on his first play; also added three total tackles and an additional forced fumble
- Recovered a fumble in the Week 5 win vs. Tampa Bay
- Forced a fumble that led to an Eddie Jackson scoop-and-score touchdown in Week 7 at the Rams

2019 SEASON (Cowboys):

- Started 14 games for the Cowboys and wrapped up 11.5 sacks (for minus-86 yards) while adding a team-high 22 QBH and 13 TFL
- Recorded his fourth season with double-digit sacks and his highest sack total since the 2013 campaign when he tallied a career-high 19.0
- Recorded a team-high 22 QBH and 13 TFL
- Recorded 2.0 sacks at New Orleans and again at the Jets
- Generated pressure on 14.0 percent of pass rushes last season, second highest in the NFL behind Green Bay's Za'Darius Smith (14.6 percent), according to Next Gen Stats

2018 SEASON (Dolphins):

- In his lone season with the Dolphins, started all 16 games for the third time in his career and the first since 2014; tallied 38 tackles, 6.5 sacks, 15 pressures, four tackles-for-loss and two forced fumbles
- Made his Dolphins debut against Tennessee with four tackles
- Logged his first sack of the season at the N.Y. Jets
- Had a season-high 1.5 sacks at Green Bay before posting four straight games with a sack Weeks 13-16

2017 SEASON (Los Angeles Rams):

- In his final season with the Rams, notched 34 tackles, 8.5 sacks, four tackles for loss, 12 hurries, one breakup and two forced fumbles, starting 14 of the 15 games he played
- Had a sack in the opener against Indianapolis
- Notched a season-high five tackles along with a sack against New Orleans to start a streak of four games with at least one sack
- Notched 2.0 sacks in games at Arizona and at Seattle
- Made his post season debut in the Rams Wild Card game against Atlanta and logged three tackles, a sack, one tackle for loss and a pressure

2016 SEASON (Los Angeles Rams):

- Was limited to starts in eight-of-nine games played after suffering a shoulder injury mid-season and a concussion near the end of the season
- Tallied 10 tackles, 4.0 sacks, six hurries, two breakups and two forced fumbles
- Had sacks in back-to-back games twice - Weeks 2-3 and 11-12
- Missed the final five games with a concussion

2015 SEASON (St. Louis Rams):

- Had 5.0 sacks, 21 tackles, seven hurries, three breakups, two tackles for loss and three forced fumbles in eight games (seven starts) before landing on Reserve/Injured (back) for the final three games of the season
- Missed the final eight games with a combination of hip and back injuries
- Opened the season with a pair of sacks against Seattle and logged sacks in games against Pittsburgh, at Green Bay and against San Francisco

2014 SEASON (St. Louis Rams):

- Started all 16 games for the second consecutive season and notched 46 tackles, 10.5 sacks, 20 pressures, seven tackles for losses, six breakups and five forced fumbles
- Opened the season with a tackle behind the line of scrimmage in five straight games
- Had three straight weeks with six tackles (Weeks 6-8) and four straight games with at least one sack (Weeks 7-10), including a two-sack game at Kansas City
- Had a season-high 3.0 sacks against Oakland, followed by 1.5 at Washington

2013 SEASON (St. Louis Rams):

- Started all 16 games for the first time in his career and tallied 57 tackles, career-bests with 19.0 sacks - second in the league and a franchise record - 11 tackles for loss and 34 pressures
- Tied his single-game high with 3.0 sacks in the opener against Arizona
- Added another sack against San Francisco before notching 5.0 sacks in three games, including a three-sack day against Seattle; also had a career-best five pressures against the Seahawks

- Had back-to-back games with sacks with 2.0 at Indianapolis and one against Chicago before closing the season out with sacks in the final three games - 2.0 against New Orleans, 3.0 against Tampa Bay and one at Seattle

2012 SEASON (St. Louis Rams):

- In his second NFL season, played in all 16 games with 14 starts and notched 10.5 sacks and was second on the defense with 25 pressures along with 40 tackles
- Teamed with Chris Long to become the first Rams defenders to record double-digit sack numbers since 2000
- Had a single-game best with 3.0 sacks against Arizona
- Notched his second career multi-sack game, finishing with 1.5 at San Francisco

2011 SEASON (St. Louis Rams):

- Drafted in the first round (14th overall) by St. Louis and finished with 20 tackles and 5.0 sacks
- Made his NFL debut at the N.Y. Giants and had his first career sack
- Had sacks in consecutive games two times
- Made his first NFL start - against Cincinnati and logged his third blocked punt of the season

TRANSACTIONS:

- 04/01/2020:** Signed/UFA (five-year contract through 2024)
- 04/01/2019:** Signed by the Cowboys (one-year contract through 2019)
- 03/29/2019:** Traded to Cowboys (for 2020 sixth-round draft pick)
- 03/14/2018:** Traded to Dolphins (w/ pick for two 2018 draft-picks)
- 09/13/2014:** Re-signed by the Rams (four-year extension through 2019)
- 04/28/2014:** Rams exercises fifth-year option on rookie contract
- 07/30/2011:** Signed by Rams/draft choice (four-year contract; fifth-year option)

COLLEGE:

- In two years at North Carolina, started 25 games and logged 86 tackles, 13.0 sacks, four pass breakups and eight forced fumbles
- First team All-ACC, second team All-American as a sophomore, starting all 13 games and posting 52 tackles, 11.0 sacks (second in the ACC), three breakups and six forced fumbles (fourth in the country)
- As a true freshman, started 12 games and logged 34 tackles, 2.0 sacks, a breakup and a two forced fumbles

PERSONAL:

- Had his senior year at Fort Dorchester High School in Ladson, S.C., cut short due to a head injury, but made 54 tackles, five sacks, 10 tackles for loss and 21 hurries
- Was also a three-time state heavyweight champion wrestler
- He and his wife, Christina, have a son, Robert Jr., and a daughter, Chloe

REGULAR SEASON COMPARISON: DEFENSIVE - NEW ORLEANS SAINTS

DATE	OPP	W/L		GP	GS	TOT	SOLO	ASST	SACK	YDS.	INT	TACKLES				MISC			
		P	S									TFL	PD	QBH	TD	FF	FR		
10/30/11	SL vs. NO	W	P			2	2	0	1.0	9	0	0	0	0	3	0	0	0	0
12/15/13	SL vs. NO	W	S			5	5	0	2.0	16	0	0	0	2	0	1	1	1	1
11/27/16	LA @ NO	L	S			1	1	0	1.0	6	0	0	0	1	0	0	0	0	0
11/26/17	LA vs. NO	W	S			5	3	2	1.0	6	0	0	0	0	0	1	0	1	0
9/29/19	DAL @ NO	L	S			3	1	2	2.0	18	0	0	1	4	0	0	0	0	0
TOTALS		3/2	5/4			16	12	4	7.0	55	0	0	1	10	0	2	1	1	1

ROBERT QUINN'S NFL REGULAR SEASON DEFENSIVE STATISTICS

DATE	TEAM	GP	GS	TACKLES								INTERCEPTIONS				O. FUMB			ST				MISC				
				TK	S	A	TFL	YDS	SK	YDS	QBH	NO	YDS	LG	TD	PD	FF	FR	YDS	TK	S	A	FF	FR	S	A	
2011	Rams	15	1	22	19	3	1	1	5.0	35.0	12	0	0	0	2	0	0	0	0	0	0	0	0	0	0	0	0
2012	Rams	16	14	29	24	5	3	6	10.5	61.0	17	0	0	0	2	1	0	0	0	0	0	0	0	0	0	0	0
2013	Rams	16	16	57	50	7	11	33	19.0	145.0	34	0	0	0	1	7	2	33	0	0	0	0	0	0	0	0	0
2014	Rams	16	16	46	39	7	7	13	10.5	73.0	20	0	0	0	6	5	0	0	0	0	0	0	0	0	0	0	0
2015	Rams	9	7	21	13	8	2	4	5.0	23.0	7	0	0	0	3	3	0	0	0	0	0	0	0	0	0	0	0
2016	Rams	9	8	10	8	2	0	0	4.0	33.0	6	0	0	0	2	2	0	0	0	0	0	0	0	0	0	0	0
2017	Rams	15	14	32	21	11	4	11	8.5	68.0	12	0	0	0	1	2	0	0	0	0	0	0	0	0	0	0	0
2018	Dolphins	16	16	38	25	13	4	13	6.5	48.0	15	0	0	0	0	2	0	0	0	0	0	0	0	0	0	0	0
2019	Cowboys	14	14	25	12	13	3	12	11.5	86.0	37	0	0	0	3	2	0	0	0	0	0	0	0	0	0	0	0
2020	Bears	7	4	5	3	2	0	0	1.0	5.0	1	0	0	0	0	2	1	0	0	0	0	0	0	0	0	0	0
NFL TOTALS		133	110	285	214	71	35	93	81.5	577.0	161	0	0	0	20	26	3	33	0	0	0	0	0	0	0	0	0

ROBERT QUINN'S NFL POSTSEASON DEFENSIVE STATISTICS

DATE	TEAM	GP	GS	TACKLES								INTERCEPTIONS				O. FUMB			ST				MISC				
				TK	S	A	TFL	YDS	SK	YDS	QBH	NO	YDS	LG	TD	PD	FF	FR	YDS	TK	S	A	FF	FR	S	A	
2017	Rams	1	1	3	3	0	2	10	1.0	10.0	1	0	0	0	0	0	0	0	0	0	0	0	0	0	0	0	0
NFL TOTALS		1	1	3	3	0	2	10	1.0	10.0	1	0	0	0	0	0	0	0	0	0	0	0	0	0	0	0	0

SINGLE-GAME HIGHS: DEFENSIVE

Total Tackles	6 at Green Bay Packers, Oct 11, 2015 ...2 more at 6.	Forced Fumbles	2 vs. Oakland Raiders, Nov 30, 2014 ...1 more at 2.
Sacks	3.0 vs. Oakland Raiders, Nov 30, 2014 ...4 more at 3.0.	Fumble Recoveries	1 vs. Tampa Bay Buccaneers, Oct 08, 2020 ...2 more at 1.
Passes Defensed	3 vs. Denver Broncos, Nov 16, 2014	Tackles For Loss	2 at Jacksonville Jaguars, Oct 15, 2017 ...3 more at 2.

SINGLE-GAME HIGHS - POSTSEASON: DEFENSIVE

Total Tackles	3 vs. Atlanta Falcons, Jan 06, 2018	Tackles For Loss	2 vs. Atlanta Falcons, Jan 06, 2018
Sacks	1.0 vs. Atlanta Falcons, Jan 06, 2018		

2020 GAME-BY-GAME REGULAR SEASON STATISTICS (BEARS)

DATE	OPPONENT	P/S	TACKLES							INTERCEPTIONS				O. FUMB			ST				MISC		W/L	SCORE			
			TK	S	SK	YDS	TFL	YDS	QBH	NO	YDS	LG	TD	PD	FF	FR	YDS	TK	S	A	FF	FR			S	A	
09/13	at Lions	P	0	0	0	0.0	0.0	0	0	0	0	0	0	0	0	0	0	0	0	0	0	0	0	0	0	W	27-23
09/20	Giants	P	1	1	0	1.0	5.0	0	0	1	0	0	0	0	0	1	0	0	0	0	0	0	0	0	0	W	17-13
09/27	at Falcons	P	0	0	0	0.0	0.0	0	0	0	0	0	0	0	0	0	0	0	0	0	0	0	0	0	0	W	30-26
10/04	Colts	S	1	1	0	0.0	0.0	0	0	0	0	0	0	0	0	0	0	0	0	0	0	0	0	0	0	L	11-19
10/08	Buccaneers	S	0	0	0	0.0	0.0	0	0	0	0	0	0	0	0	1	0	0	0	0	0	0	0	0	0	W	20-19
10/18	at Panthers	S	1	0	1	0.0	0.0	0	0	0	0	0	0	0	0	0	0	0	0	0	0	0	0	0	0	W	23-16
10/26	at Rams	S	2	1	1	0.0	0.0	0	0	0	0	0	0	0	1	0	0	0	0	0	0	0	0	0	0	L	10-24
2020 TOTALS		7-4	5	3	2	1.0	5.0	0	0	1	0	0	0	0	0	2	1	0	0	0	0	0	0	0	0	0	5-2



RILEY RIDLEY

88

Ht: 6-1
DOB: 7/21/96 (24)
Bears Season: 2
Acquired: D4-19

Wt: 192
College: Georgia
NFL Season: 2

WIDE RECEIVER

PRO CAREER:

- Has appeared in five games, recording six receptions for 69 yards (11.5 avg)

2020 SEASON (Bears)

- Inactive for Weeks 1-7

2019 SEASON (Bears):

- Logged a season-high three catches for 54 yards in Week 17 at the Vikings, including a 32-yarder on a fourth-and-9 on the game-winning drive

TRANSACTIONS:

- 05/13/2019:** Signed/draft choice with Bears (four-year contract through 2022)

COLLEGE:

- Played in 39 career games for the Bulldogs, recording 70 catches for 1,026 yards (14.7 avg) and 13 touchdowns
- Led the Bulldogs with 44 catches for 570 yards and nine scores in 2018

PERSONAL:

- Played at Deerfield Beach High School in Coconut Creek, Florida
- 2016 Under Armour All-American Game selection

RILEY RIDLEY'S NFL REGULAR SEASON RUSHING/RECEIVING STATISTICS

DATE	TEAM	RECEIVING								RUSHING				
		GP	GS	NO.	YDS.	AVG.	LG	TD	NO.	YDS.	AVG.	LG	TD	
2019	Bears	5	0	6	69	11.5	32	0	0	0	0.0	0	0	
2020	Bears	0	0	0	0	0.0	0	0	0	0	0.0	0	0	
NFL TOTALS		5	0	6	69	11.5	32	0	0	0	0.0	0	0	

RILEY RIDLEY'S NFL REGULAR SEASON RETURN STATISTICS

DATE	TEAM	KICKOFF RETURNS					PUNT RETURNS					
		RET.	YDS.	AVG.	LG	TD	NO.	FC	YDS.	AVG.	LG	TD
2019	Bears	0	0	0.0	0	0	0	0	0	0.0	0	0
2020	Bears	0	0	0.0	0	0	0	0	0	0.0	0	0
NFL TOTALS		0	0	0.0	0	0	0	0	0	0.0	0	0

SINGLE-GAME HIGHS: RUSHING/RECEIVING

Receptions
Receiving Yards

3 at Minnesota Vikings, Dec 29, 2019
 54 at Minnesota Vikings, Dec 29, 2019

Longest Receptions
All-purpose yards

32 at Minnesota Vikings, Dec 29, 2019
 54 at Minnesota Vikings, Dec 29, 2019

2020 GAME-BY-GAME REGULAR SEASON STATISTICS (BEARS)

DATE	OPPONENT	P/S	RECEIVING					RUSHING					W/L	SCORE
			NO.	YDS.	AVG.	LG	TD	NO.	YDS.	AVG.	LG	TD		
09/13	at Lions												W	27-23
09/20	Giants												W	17-13
09/27	at Falcons												W	30-26
10/04	Colts												L	11-19
10/08	Buccaneers												W	20-19
10/18	at Panthers												W	23-16
10/26	at Rams												L	10-24
2020 TOTALS		0-0	0	0	0.0	0	0	0	0	0.0	0	0	0	5-2



ROY ROBERTSON-HARRIS

95

Ht: 6-5
 DOB: 7/23/93 (27)
 Bears Season: 5
 Acquired: UDFA-16

Wt: 298
 College: UTEP
 NFL Season: 5

DEFENSIVE END

PRO CAREER:

- Has appeared in 51 career games with 12 starts for the Bears over three-plus seasons, recording 73 tackles, 7.5 sacks and 9 TFLs
- Joined the team as an undrafted free agent in 2016, appearing in the first three preseason games before he was placed on the illness/non-football injury list

2020 SEASON (Bears)

- Started the first four games along the defensive front; recorded two QBHs in the win over the Lions in Week 1
- Recorded a TFL in Week 7 at the Rams

2019 SEASON (Bears):

- Appeared in 15 games with seven starts, recording 30 tackles, 2.5 sacks, three pass defenses and three TFLs
- Posted three tackles, 1.0 sack, two TFL and three QBH in the opener vs. Green Bay
- Also had three tackles, 1.5 sacks for minus-13 yards and two QBH in a Week 4 home win over the Vikings

2018 SEASON (Bears):

- Appeared in 16 games, recording 20 tackles, 3.0 sacks, two passes defended and three TFLs
- Had 1.0 sack in the opener at Green Bay and also in a Week 9 win at the Bills
- Appeared as a reserve in Wild Card playoff game vs. PHI (1/6/19)

2017 SEASON (Bears):

- Appeared in 13 games as a reserve, recording 12 tackles, 2 sacks, 2 TFL, 1 PD, 1 FR and 1 STT

TRANSACTIONS:

- 03/13/2020:** Re-signed/ERFA (one-year contract through 2020)
- 04/15/2019:** Re-signed/ERFA (one-year tender through 2019)
- 02/17/2017:** Reinstated from reserve/non football injury list
- 08/30/2016:** Placed on reserve/non football injury list
- 05/06/2016:** Signed by the Chicago Bears

COLLEGE:

- Tallied 138 career tackles , 25 TFLs, 10.5 sacks and 9 pass breakups in four seasons at UTEP (2012-15)

PERSONAL:

- Attended South Grand Prairie High School
- Born in Oakland, Calif.
- Cousin, Carl Nicks, played for the New Orleans Saints and Tampa Bay Buccaneers and was a two-time Pro Bowler
- Multidisciplinary studies major at UTEP

REGULAR SEASON COMPARISON: DEFENSIVE - NEW ORLEANS SAINTS

DATE	OPP	W/L	GP/GS	TOT	SOLO	ASST	SACK	YDS.	INT	TACKLES				MISC			
										TFL	PD	QBH	TD	FF	FR	FF	FR
10/20/19	CHI vs. NO	L	5	0	0	0	0.0	0	0	0	0	1	1	0	0	0	0
TOTALS		0/1	1/1	0	0	0	0.0	0	0	0	0	1	1	0	0	0	0

ROY ROBERTSON-HARRIS' NFL REGULAR SEASON DEFENSIVE STATISTICS

DATE	TEAM	GP	TACKLES								INTERCEPTIONS				O. FUMB			ST			MISC					
			GS	TK	S	A	TFL	YDS	SK	YDS	QBH	NO	YDS	LG	TD	PD	FF	FR	YDS	TK	S	A	FF	FR	S	A
2017	Bears	13	0	12	7	5	2	7	2.0	7.0	4	0	0	0	1	0	0	0	1	1	0	0	1	0	0	0
2018	Bears	16	0	22	10	12	3	22	3.0	25.0	11	0	0	0	2	0	0	0	0	0	0	0	0	0	0	0
2019	Bears	15	7	30	22	8	3	21	2.5	23.5	10	0	0	0	3	0	0	0	0	0	0	0	0	0	0	0
2020	Bears	7	5	9	7	2	1	5	0.0	0.0	5	0	0	0	0	0	0	0	0	0	0	0	0	0	0	0
NFL TOTALS		51	12	73	46	27	9	55	7.5	55.5	30	0	0	0	6	0	0	0	1	1	0	0	1	0	0	0

ROY ROBERTSON-HARRIS' NFL POSTSEASON DEFENSIVE STATISTICS

DATE	TEAM	GP	TACKLES								INTERCEPTIONS				O. FUMB			ST			MISC					
			GS	TK	S	A	TFL	YDS	SK	YDS	QBH	NO	YDS	LG	TD	PD	FF	FR	YDS	TK	S	A	FF	FR	S	A
2018	Bears	1	0	0	0	0	0	0	0.0	0.0	0	0	0	0	0	0	0	0	0	0	0	0	0	0	0	0
NFL TOTALS		1	0	0	0	0	0	0	0.0	0.0	0	0	0	0	0	0	0	0	0	0	0	0	0	0	0	0

SINGLE-GAME HIGHS: DEFENSIVE

Total Tackles 5 at Los Angeles Rams, Nov 17, 2019
Sacks 1.5 vs. Minnesota Vikings, Sep 29, 2019
Passes Defensed 1 at Detroit Lions, Nov 28, 2019
 ...5 more at 1.

Tackles For Loss 2 vs. Green Bay Packers, Sep 05, 2019
Special Teams Tackles 1 at Baltimore Ravens, Oct 15, 2017
Special Teams Fumble Recoveries 1 vs. Atlanta Falcons, Sep 10, 2017

2020 GAME-BY-GAME REGULAR SEASON STATISTICS (BEARS)

DATE	OPPONENT	P/S	TACKLES							INTERCEPTIONS				O. FUMB			ST				MISC		SCORE				
			TK	S	A	SK	YDS	TFL	YDS	QBH	NO	YDS	LG	TD	PD	FF	FR	YDS	TK	S	A	FF		FR	S	A	W/L
09/13	at Lions	S	1	1	0	0.0	0.0	0	0	0	2	0	0	0	0	0	0	0	0	0	0	0	0	0	0	W	27-23
09/20	Giants	S	1	1	0	0.0	0.0	0	0	0	0	0	0	0	0	0	0	0	0	0	0	0	0	0	W	17-13	
09/27	at Falcons	S	2	1	1	0.0	0.0	0	0	0	1	0	0	0	0	0	0	0	0	0	0	0	0	0	W	30-26	
10/04	Colts	S	1	1	0	0.0	0.0	0	0	0	0	0	0	0	0	0	0	0	0	0	0	0	0	0	L	11-19	
10/08	Buccaneers	P	2	1	1	0.0	0.0	0	0	0	1	0	0	0	0	0	0	0	0	0	0	0	0	0	W	20-19	
10/18	at Panthers	P	1	1	0	0.0	0.0	0	0	0	0	0	0	0	0	0	0	0	0	0	0	0	0	0	W	23-16	
10/26	at Rams	S	1	1	0	0.0	0.0	1	5	1	0	0	0	0	0	0	0	0	0	0	0	0	0	0	L	10-24	
2020 TOTALS		7-5	9	7	2	0.0	0.0	1	5	5	0	0	0	0	0	0	0	0	0	0	0	0	0	0	0	5-2	



ALLEN ROBINSON II

12

Ht: 6-2
DOB: 8/24/93 (27)
Bears Season: 3
Acquired: UFA-18 (JAX)

Wt: 216
College: Penn State
NFL Season: 7

WIDE RECEIVER



PRO CAREER:

- Has appeared in 79 career NFL games with 75 starts over six-plus seasons with the Jaguars (2014-17) and Bears (2018-20)
- Has recorded 399 career receptions for 5,293 yards (13.3 avg) and 35 touchdowns
- Has recorded at least one reception in all 79 career games
- Owns 14 games of 100+ receiving yards and seven career multi-touchdown performances
- Recorded four multiple TD games in Jacksonville, which are tied for the second most in franchise history
- His 14 TD receptions in 2015 with Jacksonville set the single-season franchise record

HONORS:

- **2019:** Walter Payton Man of the Year nominee; Ed Block Courage Award
- **2015:** Pro Bowl Selection; Ed Block Courage Award

2020 SEASON (Bears):

- Leads the team with 44 receptions on a team-high 70 targets for 544 yards and two touchdowns
- Is one of two NFL WRs with at least 40 receptions (40), 400 receiving yards (474) and two touchdown catches (two) this season along with Arizona's DeAndre Hopkins (45 receptions, 528 yards, 2TDs)
- Tied a career high with 10 catches for 123 yards and a 37-yard touchdown in the Week 3 win over the Falcons
- Also recorded 10 catches for 90 yards in the Week 5 win over the Buccaneers
- Recorded another 100-yard performance in Week 4 vs. the Colts, catching seven passes for 101 yards, including one touchdown late in the fourth quarter
- Eclipsed 5,000 career receiving yards with a 27-yard grab in the second quarter vs. IND
- Caught five passes for 74 yards in the Week 1 win at Detroit, including a long of 22 yards
- Caught a season-long 42 yarder in Week 7 at the Rams; caught four passes for 70 yards in the game

2019 SEASON (Bears):

- Appeared in 16 games with 15 starts, recording a career-high 98 receptions for 1,147 yards (11.7 avg) and seven touchdowns (all team highs)
- Recorded three 100-yard receiving games, including a season-high 131 in the Week 12 win over the Giants
- Recorded 13 games with at least five catches, including seven games with seven or more
- Went over the 1,000-yard mark in Week 15 at GB, becoming the first Bears receiver to eclipse 1,000 yards since Alshon Jeffery in 2014
- His 1,147 total receiving yards marked the second-highest of his career and he joined Brandon Marshall (2012-13) and Marty Booker (2002) as the only Bears to record 95+ receptions and 1,100 yards in a single season
- Over the last six games Robinson totaled 41 catches for 514 yards and four TDs; 29 of those 41 catches went for first downs
- Walter Payton Man of the Year nominee

2018 SEASON (Bears):

- Appeared in 13 games (12 starts), recording 754 yards on 55 receptions (13.7 avg) and four touchdowns
- Hauled in 10 receptions in Week 2 vs. Seattle, which matched his career-high
- Recorded two touchdowns vs. Detroit
- Caught 10 passes for 143 yards in Wild Card playoff game vs. PHI; the 10 receptions tied Matt Forte for most receptions in a postseason game and 143 receiving yards are most all-time in a postseason game in franchise history (passing Willie Gault - 129)
- Inactive for Games 7-8 and 16

2017 SEASON (Jaguars):

- Started the opening game, catching one pass for 17 yards before injuring his knee in the first quarter at Houston
- Placed on Injured Reserve in Week 2 for the remainder of the season

2016 SEASON (Jaguars):

- Started all 16 games for the Jaguars, catching 73 passes for 883 yards (12.1 avg) and six touchdowns
- Recorded two 100+ yard games: had 3 catches for 147 yards in Week 16 win vs. TEN and had 9 catches for 107 yards in a Week 10 loss to Houston

2015 SEASON (Jaguars):

- Started all 16 games, recording 80 receptions for 1,400 yards (17.5 avg) and 14 touchdowns
- His 14 touchdowns set a single-season franchise record and tied for the NFL lead (Doug Baldwin, Brandon Marshall)
- Set career-highs in receptions with 10 at Tennessee (12/6), receiving yards (155, vs. MIA 9/15) and receiving TDs (3, at TEN 12/6)
- Caught a career-long 90-yard touchdown at New Orleans
- Recorded six 100-yard receiving games, including two games with 150+ yards
- Recorded 61 catches for first downs and 19 catches of 25+ yards

2014 SEASON (Jaguars):

- Played in 10 games (8 starts) as a rookie, recording 48 receptions for 548 yards (11.4 avg) and 2 touchdowns
- Was tied for first among rookies in receptions and fourth in receiving yards at the time of his injury
- Placed on Injured Reserve in Week 12

TRANSACTIONS:

- **03/14/2018:** Signed with the Bears/UFA (three-year contract through 2020)
- **06/24/2014:** Signed with the Jaguars/draft choice (four-year contract through 2017)

COLLEGE:

- Played in 25 games with 24 starts at Penn State
- Finished career with 177 receptions for 2,474 yards (14.0 avg) with 17 touchdowns
- Ranked second in school history for career receptions
- Two-time Big Ten Conference Receiver of the Year and earned first-team All-Big Ten honors in back-to-back seasons
- Became third WR in school history to earn first-team All-American honors
- Led Big Ten in receptions and receiving yards in each of his last two seasons

PERSONAL:

- Played football at St. Mary's Preparatory School in Detroit, Mich.
- Led team to Michigan Division III state championship game as a senior
- Recorded 44 receptions for 720 yards as a senior
- Returned two punts for TDs and added two interceptions
- Also was captain of the varsity basketball team

REGULAR SEASON COMPARISON: RECEIVING/RUSHING - NEW ORLEANS SAINTS

DATE	OPP	RECEIVING										RUSHING				
		W/L	GP	GS	NO.	YDS.	AVG.	LG	TD	TGTS	YAC	NO.	YDS.	AVG.	LG	TD
12/27/15	JAX @ NO	L	5		6	151	25.2	90t	1	9	92	0	0	0	0	0
10/20/19	CHI vs. NO	L	5		10	87	8.7	17	1	16	32	0	0	0	0	0
TOTALS		0/2	2/2		16	238	14.9	90T	2	25	124	0	0	0	0	0

ALLEN ROBINSON II'S NFL REGULAR SEASON RUSHING/RECEIVING STATISTICS

DATE	TEAM	RECEIVING							RUSHING				
		GP	GS	NO.	YDS.	AVG.	LG	TD	NO.	YDS.	AVG.	LG	TD
2014	Jaguars	10	8	48	548	11.4	54	2	0	0	0.0	0	0
2015	Jaguars	16	16	80	1,400	17.5	90t	14	0	0	0.0	0	0
2016	Jaguars	16	16	73	883	12.1	42	6	0	0	0.0	0	0
2017	Jaguars	1	1	1	17	17.0	17	0	0	0	0.0	0	0
2018	Bears	13	12	55	754	13.7	43	4	1	9	9.0	9	0
2019	Bears	16	15	98	1,147	11.7	49	7	1	2	2.0	2	0
2020	Bears	7	7	44	544	12.4	42	2	1	-1	-1.0	-1	0
NFL TOTALS		79	75	399	5,293	13.3	90t	35	3	10	3.3	9	0

ALLEN ROBINSON II'S NFL POSTSEASON RUSHING/RECEIVING STATISTICS

DATE	TEAM	RECEIVING							RUSHING				
		GP	GS	NO.	YDS.	AVG.	LG	TD	NO.	YDS.	AVG.	LG	TD
2017	Jaguars	0	0	0	0	0.0	0	0	0	0	0.0	0	0
2018	Bears	1	1	10	143	14.3	45	1	0	0	0.0	0	0
NFL TOTALS		1	1	10	143	14.3	45	1	0	0	0.0	0	0

SINGLE-GAME HIGHS: RUSHING/RECEIVING

Rush Attempts	1 at Detroit Lions, Sep 13, 2020 ...2 more at 1.	Longest Receptions	90t at New Orleans Saints, Dec 27, 2015
Rushing Yards	9 at San Francisco 49ers, Dec 23, 2018	Receiving TDs	3 at Tennessee Titans, Dec 06, 2015
Longest Runs	9 at San Francisco 49ers, Dec 23, 2018	All-purpose yards	155 vs. Miami Dolphins, Sep 20, 2015
Receptions	10 vs. Tampa Bay Buccaneers, Oct 08, 2020 ...4 more at 10.	Miscellaneous Tackles	1 vs. New York Giants, Sep 20, 2020 ...6 more at 1.
Receiving Yards	155 vs. Miami Dolphins, Sep 20, 2015	Most TDs	3 at Tennessee Titans, Dec 06, 2015

SINGLE-GAME HIGHS - POSTSEASON: RUSHING/RECEIVING

Receptions	10 vs. Philadelphia Eagles, Jan 06, 2019	Receiving TDs	1 vs. Philadelphia Eagles, Jan 06, 2019
Receiving Yards	143 vs. Philadelphia Eagles, Jan 06, 2019	All-purpose yards	143 vs. Philadelphia Eagles, Jan 06, 2019
Longest Receptions	45 vs. Philadelphia Eagles, Jan 06, 2019	Most TDs	1 vs. Philadelphia Eagles, Jan 06, 2019

100-YARD RECEIVING GAMES (14): REGULAR SEASON

DATE	TEAM	NO.	YDS.	AVG.	LG	TD
09/20/15	DOLPHINS	6	155	25.8	52	2
11/08/15	at Jets	6	121	20.2	44	0
11/19/15	TITANS	5	113	22.6	38	0
12/06/15	at Titans	10	153	15.3	44	3
12/27/15	at Saints	6	151	25.2	90t	1
01/03/16	at Texans	5	108	21.6	36	0
11/13/16	TEXANS	9	107	11.9	19	1
12/24/16	TITANS	9	147	16.3	37	0
11/11/18	LIONS	6	133	22.2	36t	2
09/05/19	PACKERS	7	102	14.6	27	0
11/24/19	GIANTS	6	131	21.8	49	1
12/15/19	at Packers	7	125	17.9	34	0
09/27/20	at Falcons	10	123	12.3	37t	1
10/04/20	COLTS	7	101	14.4	27	1

100-YARD RECEIVING GAMES (1): POSTSEASON

DATE	TEAM	NO.	YDS.	AVG.	LG	TD
01/06/19	EAGLES	10	143	14.3	45	1

2020 GAME-BY-GAME REGULAR SEASON STATISTICS (BEARS)

DATE	OPPONENT	P/S	RECEIVING					RUSHING					W/L	SCORE
			NO.	YDS.	AVG.	LG	TD	NO.	YDS.	AVG.	LG	TD		
09/13	at Lions	S	5	74	14.8	22	0	1	-1	-1.0	-1	0	W	27-23
09/20	Giants	S	3	33	11.0	17	0	0	0	0.0	0	0	W	17-13
09/27	at Falcons	S	10	123	12.3	37t	1	0	0	0.0	0	0	W	30-26
10/04	Colts	S	7	101	14.4	27	1	0	0	0.0	0	0	L	11-19
10/08	Buccaneers	S	10	90	9.0	24	0	0	0	0.0	0	0	W	20-19
10/18	at Panthers	S	5	53	10.6	23	0	0	0	0.0	0	0	W	23-16
10/26	at Rams	S	4	70	17.5	42	0	0	0	0.0	0	0	L	10-24
2020 TOTALS		7-7	44	544	12.4	42	2	1	-1	-1.0	-1	0	5-2	



CAIRO SANTOS

2

KICKER

Ht: 5-8
DOB: 11/12/91 (28)
Bears Season: 2
Acquired: FA-20

Wt: 160
College: Tulane
NFL Season: 7

PRO CAREER:

- Six-year NFL veteran has converted on 81.0 percent of his career field goals
- Has played for Kansas City (2014-17), Chicago (2017, '20) L.A. Rams (2018), New York Jets (2018), Tampa Bay Buccaneers (2019), and Tennessee Titans (2019)
- Made a career-high seven field goals at Cincinnati (10/4/15)
- Made a career-long 55-yard field goal at Carolina (10/18/20)
- Connected on a career-best six extra point attempts against Detroit (11/1/15), which he matched at New England (9/7/17)

2020 SEASON (Bears)

- Is 11 of 13 on the season (84.6 percent), including 13 of 13 on PATs
- Drilled a career-long 55-yard FG just before the half in the Week 6 win at Carolina; went 3 for 3 in that game and picked up NFC Special Teams Player of the Week honors in the process
- Connected on both field goals in the Week 5 win over the Buccaneers, including the game-winning 38-yarder with 1:13 remaining; also connected on a season-long 47-yarder in the win
- Connected on both of his field goal attempts from 35 and 28 yards and made all three PATs in the Week 1 win at the Lions

HONORS & AWARDS:

- **2019:** NFC Special Teams Player of the Week (Week 6)
- **2016:** AFC Special Teams Player of the Month (November)

TRANSACTIONS:

- **08/25/2020:** Signed by Bears; promoted to active roster 9/12; practice squad 9/14; active roster 9/16
- **10/07/2019:** Released by Titans
- **09/04/2019:** Signed by Titans
- **08/31/2019:** Cut by Tampa Bay Buccaneers
- **03/13/2019:** Re-signed One-year extension (through 2019) with Tampa Bay Buccaneers
- **11/12/2018:** Signed by Tampa Bay Buccaneers
- **10/16/2018:** Cut by Los Angeles Rams
- **10/02/2018:** Signed by Los Angeles Rams
- **08/22/2018:** Cut by New York Jets
- **03/16/2018:** Signed/unrest FA One-year contract with New York Jets (through 2018)
- **11/20/2017:** Signed by Bears
- **09/30/2017:** Cut by Kansas City Chiefs
- **04/17/2017:** Re-signed/rest FA with Chiefs One-year tender (through 2017)
- **05/19/2014:** Signed by Chiefs

COLLEGE/PERSONAL:

- Played in 50 games at Tulane (2010-13), connecting on 61-of-78 field goals (78.2 pct.) and 129-of-132 extra points (98.0 pct.)
- Established a school record for field goal percentage and ranking second in school history in points (312) and field goals made (61)
- As a senior (2013), earned the Lou Groza Award, given annually to the best kicker in college football
- Also named the College Football Performance National Kicker of the Year
- A native of Sao Paulo, Brazil and was part of a high school exchange program at St. Joseph's Academy (St. Augustine, Florida)

CAIRO SANTOS' NFL REGULAR SEASON KICKING STATISTICS

DATE	TEAM	GP	FGM	FGA	PCT.	LG	XP	XPA	PCT.	BLK	PTS
2014	Chiefs	16	25	30	83.3	53	38	38	100.0	0	113
2015	Chiefs	16	30	37	81.1	53	39	41	95.1	1	129
2016	Chiefs	16	31	35	88.6	54	36	39	92.3	0	129
2017	Chiefs	3	3	3	100.0	39	12	12	100.0	0	21
Went from Kansas City to Chicago .											
2017	Bears	2	1	2	50.0	38	2	2	100.0	0	5
2017	TOTAL	5	4	5	80.0	39	14	14	100.0	0	26
2018	Rams	2	5	6	83.3	39	5	6	83.3	0	20
Went from L.A. Rams to Tampa Bay .											
2018	Buccaneers	7	9	12	75.0	45	17	17	100.0	0	44
2018	TOTAL	9	14	18	77.8	45	22	23	95.7	0	64
2019	Titans	5	4	9	44.4	53	12	12	100.0	1	24
2020	Bears	7	11	13	84.6	55	13	13	100.0	0	46
NFL TOTALS		74	119	147	81.0	55	174	180	96.7	2	531

CAIRO SANTOS' NFL POSTSEASON KICKING STATISTICS

DATE	TEAM	GP	FGM	FGA	PCT.	LG	XP	XPA	PCT.	BLK	PTS
2015	Chiefs	2	5	5	100.0	49	5	5	100.0	0	20
2016	Chiefs	1	1	1	100.0	48	1	1	100.0	0	4
2019	Titans	0	0	0	0.0	0	0	0	0.0	0	0
NFL TOTALS		3	6	6	100.0	49	6	6	100.0	0	24

CAIRO SANTOS' NFL REGULAR SEASON FIELD-GOAL ACCURACY STATISTICS

DATE	TEAM	1-19	PCT.	20-29	PCT.	30-39	PCT.	40-49	PCT.	50+	PCT.
2014	Chiefs	1-1	100.0	10-10	100.0	6-7	85.7	7-10	70.0	1-2	50.0
2015	Chiefs	0-0	0.0	7-8	87.5	10-10	100.0	9-11	81.8	4-8	50.0
2016	Chiefs	0-0	0.0	8-9	88.9	15-17	88.2	6-7	85.7	2-2	100.0
2017	Chiefs	0-0	0.0	0-0	0.0	3-3	100.0	0-0	0.0	0-0	0.0
Went from Kansas City to Chicago.											
2017	Bears	0-0	0.0	0-0	0.0	1-1	100.0	0-0	0.0	0-1	0.0
2017	TOTAL	0-0	0.0	0-0	0.0	4-4	100.0	0-0	0.0	0-1	0.0
2018	Rams	1-1	100.0	2-2	100.0	2-2	100.0	0-1	0.0	0-0	0.0
Went from L.A. Rams to Tampa Bay.											
2018	Buccaneers	0-0	0.0	2-2	100.0	4-4	100.0	3-5	60.0	0-1	0.0
2018	TOTAL	1-1	100.0	4-4	100.0	6-6	100.0	3-6	50.0	0-1	0.0
2019	Titans	0-0	0.0	0-0	0.0	1-3	33.3	2-3	66.7	1-3	33.3
2020	Bears	0-0	0.0	2-2	100.0	6-6	100.0	2-3	66.7	1-2	50.0
NFL TOTALS		2-2	100.0	31-33	93.9	48-53	90.6	29-40	72.5	9-19	47.4

CAIRO SANTOS' NFL POSTSEASON FIELD-GOAL ACCURACY STATISTICS

DATE	TEAM	1-19	PCT.	20-29	PCT.	30-39	PCT.	40-49	PCT.	50+	PCT.
2015	Chiefs	0-0	0.0	0-0	0.0	3-3	100.0	2-2	100.0	0-0	0.0
2016	Chiefs	0-0	0.0	0-0	0.0	0-0	0.0	1-1	100.0	0-0	0.0
2019	Titans	0-0	0.0	0-0	0.0	0-0	0.0	0-0	0.0	0-0	0.0
NFL TOTALS		0-0	0.0	0-0	0.0	3-3	100.0	3-3	100.0	0-0	0.0

SINGLE-GAME HIGHS: KICKER

Field Goals Made

7 at Cincinnati Bengals, Oct 04, 2015

Field Goal Attempts

7 at Cincinnati Bengals, Oct 04, 2015

Longest Field Goals Made

55 at Carolina Panthers, Oct 18, 2020

PATs Made

6 at New England Patriots, Sep 07, 2017
...1 more at 6.

PAT Attempts

6 at New England Patriots, Sep 07, 2017
...1 more at 6.

Points

21 at Cincinnati Bengals, Oct 04, 2015

Special Teams Tackles

1 vs. Denver Broncos, Dec 25, 2016
...3 more at 1.

SINGLE-GAME HIGHS - POSTSEASON: KICKER

Field Goals Made

3 at Houston Texans, Jan 09, 2016

Field Goal Attempts

3 at Houston Texans, Jan 09, 2016

Longest Field Goals Made

49 at Houston Texans, Jan 09, 2016

PATs Made

3 at Houston Texans, Jan 09, 2016

PAT Attempts

3 at Houston Texans, Jan 09, 2016

Points

12 at Houston Texans, Jan 09, 2016

2020 GAME-BY-GAME REGULAR SEASON STATISTICS (BEARS)

DATE	OPPONENT	P	FIELD GOALS				EXTRA POINTS					W/L	SCORE
			FGM	FGA	PCT	LG	XP	XPA	PCT	BLK	PTS		
09/13	at Lions	P	2	2	100.0	35	3	3	100.0	0	9	W	27-23
09/20	Giants	P	1	2	50.0	34	2	2	100.0	0	5	W	17-13
09/27	at Falcons	P	1	2	50.0	35	3	3	100.0	0	6	W	30-26
10/04	Colts	P	1	1	100.0	27	0	0	0.0	0	3	L	11-19
10/08	Buccaneers	P	2	2	100.0	47	2	2	100.0	0	8	W	20-19
10/18	at Panthers	P	3	3	100.0	55	2	2	100.0	0	11	W	23-16
10/26	at Rams	P	1	1	100.0	42	1	1	100.0	0	4	L	10-24
2020 TOTALS			7	11	13	84.6	55	13	13	100.0	0	46	5-2



PATRICK SCALES

48

Ht: 6-3
DOB: 2/11/88 (32)
Bears Season: 5
Acquired: WFA-15 (BAL)

Wt: 226
College: Utah State
NFL Season: 6

LONG SNAPPER

PRO CAREER:

- Has appeared in 62 contests as a long snapper for the Ravens (2014) and Bears (2015-20) during the regular seasons, recording two special teams tackles
- Spent 2017 season on Injured Reserve after suffering a knee injury in the preseason
- Appeared in 5 contests in 2015 (games 12-16) as the Bears long snapper after spending the preseason with Baltimore
- In 2014 he appeared in two contests for Baltimore handling the long snapping duties; made NFL debut on Dec. 21 at Houston
- Signed by Miami during the 2013 offseason but was released prior to training camp
- Spent a majority of the 2012 offseason and training camp with Baltimore but was released prior to the start of the regular season
- Entered the NFL with Baltimore as an undrafted free agent out of Utah State
- Spent training camp with the team but was released prior to the start of the regular season

KEY TRANSACTIONS:

- **03/18/2020:** Re-signed/UFA with Bears (one-year contract through 2020)
- **04/03/2019:** Re-signed/UFA with Bears (one-year contract through 2019)
- **04/03/2018:** Re-signed/UFA with Bears (one-year contract through 2018)
- **03/04/2017:** Re-signed/UFA with Bears (one-year contract through 2017)
- **09/05/2016:** Signed by the Bears
- **09/03/2016:** Released by the Bears
- **11/28/2015:** Signed by the Bears
- **08/31/2015:** Released by the Ravens
- **04/21/2015:** Re-signed by the Ravens/EFA
- **12/18/2014:** Signed by the Ravens
- **08/26/2012:** Released by the Ravens
- **04/30/2012:** Signed by the Ravens
- **09/03/2011:** Released by the Ravens
- **07/28/2011:** Signed by the Ravens

COLLEGE:

- Saw action in 40 games during his career at Utah State, serving as the team's long snapper his final three seasons

PERSONAL:

- Attended Weber (Pleasant View, UT) HS, where he garnered second-team All-Region honors playing TE, DE and long snapper as a senior
- Also played basketball and baseball
- Father, Herbert, played football at Georgia Tech

PATRICK SCALES' NFL REGULAR SEASON STATISTICS


DATE	TEAM	GP
2013	Ravens	0
2014	Ravens	2
2015	Bears	5
2016	Bears	16
2017	Bears	0
2018	Bears	16
2019	Bears	16
2020	Bears	7
NFL TOTALS		62

PATRICK SCALES' NFL POSTSEASON STATISTICS

DATE	TEAM	GP
2014	Ravens	2
2018	Bears	1
NFL TOTALS		3

2020 GAME-BY-GAME REGULAR SEASON STATISTICS (BEARS)

DATE	OPPONENT		W/L	SCORE
09/13	at Lions	P	W	27-23
09/20	Giants	P	W	17-13
09/27	at Falcons	P	W	30-26
10/04	Colts	P	L	11-19
10/08	Buccaneers	P	W	20-19
10/18	at Panthers	P	W	23-16
10/26	at Rams	P	L	10-24
2020 TOTALS	7		5-2	



DUKE SHELLEY

20

Ht: 5-9
 DOB: 10/8/96 (24)
 Bears Season: 2
 Acquired: D6-19

Wt: 178
 College: Kansas State
 NFL Season: 2

DEFENSIVE BACK

PRO CAREER:

- Enters his second season with the Bears in 2020 after playing in nine games as a rookie in 2019

2020 SEASON (Bears):

- Inactive for Weeks 1-3, 6-7
- Made his first appearance on special teams in Week 4 vs. the Colts

2019 SEASON (Bears):

- Appeared in nine games as a reserve in his rookie season
- Inactive for Weeks 5-12

TRANSACTIONS:

- 06/20/2019:** Signed/draft choice with Bears (four-year contract through 2022)

COLLEGE:

- A mainstay at cornerback for the Wildcats, starting 37 games over his four-year career, concluding his career tied for fourth in school history in career interception-return touchdowns (2)
- Started the first seven games of the 2018 season before an injury cut his season short
- Named a Second Team All-Big 12 performer; had at least one pass defended in six of his seven games, including a season-high three against both South Dakota and Oklahoma State
- Carded two interceptions against the Cowboys to tie for seventh in school history for single-game INTs
- Started 12 games played in 2017, ranking fourth in the Big 12 with 13 passes defended en route to honorable mention All-Big 12
- Tallied the second pick-six of his career and carded three total passes defended at Texas Tech as he earned Big 12 Defensive Player of the Week accolades
- In 2016 he played in 11 games with 10 starts, totaling 48 tackles, three interceptions and four pass breakups
- Ranked seventh in the Big 12 in INTs, while he was fourth in conference-only games as all three picks came against Big 12 foes
- Tallied a 29-yard pick-six against Oklahoma State; had an interception the week prior at Iowa State in addition to one at Oklahoma
- In 2015 he played in each of the final eight regular-season games, starting each contest; became the first K-State true freshman to start at cornerback since 2006
- Totalled 28 tackles - all solo stops - with 1.0 tackle for loss, seven pass breakups and a forced fumble; his seven breakups were the most by a Wildcat freshman since Jerametrious Butler in 1998
- Had four passes defended against West Virginia, the most nationally by a freshman during the 2015 season and the most by a Wildcat freshman since at least 1990

PERSONAL:

- A three-year letter winner at Tucker High School in Tucker, Ga.; helped lead the Tigers to a 10-3 record and a playoff appearance
- An honorable mention all-state selection by the *Atlanta Journal-Constitution* in 2014

DUKE SHELLEY'S NFL REGULAR SEASON DEFENSIVE STATISTICS

DATE	TEAM	GP	TACKLES							INTERCEPTIONS					O. FUMB			ST			MISC						
			GS	TK	S	A	TFL	YDS	SK	YDS	QBH	NO	YDS	LG	TD	PD	FF	FR	YDS	TK	S	A	FF	FR	S	A	
2019	Bears	9	0	0	0	0	0	0	0.0	0.0	0	0	0	0	0	0	0	0	0	0	0	0	0	0	0	0	0
2020	Bears	3	0	0	0	0	0	0	0.0	0.0	0	0	0	0	0	0	0	0	0	0	0	0	0	0	0	0	
NFL TOTALS		12	0	0	0	0	0	0	0.0	0.0	0	0	0	0	0	0	0	0	0	0	0	0	0	0	0	0	

2020 GAME-BY-GAME REGULAR SEASON STATISTICS (BEARS)

DATE	OPPONENT	P/S	TACKLES							INTERCEPTIONS					O. FUMB			ST			MISC	SCORE					
			TK	S	A	SK	YDS	TFL	YDS	QBH	NO	YDS	LG	TD	PD	FF	FR	YDS	TK	S			A	FF	FR	S	A
09/13	at Lions																									W	27-23
09/20	Giants																									W	17-13
09/27	at Falcons																									W	30-26
10/04	Colts	P	0	0	0	0.0	0.0	0	0	0	0	0	0	0	0	0	0	0	0	0	0	0	0	0	0	L	11-19
10/08	Buccaneers	P	0	0	0	0.0	0.0	0	0	0	0	0	0	0	0	0	0	0	0	0	0	0	0	0	0	W	20-19
10/18	at Panthers																									W	23-16
10/26	at Rams	P	0	0	0	0.0	0.0	0	0	0	0	0	0	0	0	0	0	0	0	0	0	0	0	0	0	L	10-24
2020 TOTALS		3-0	0	0	0	0.0	0.0	0	0	0	0	0	0	0	0	0	0	0	0	0	0	0	0	0	0	5-2	


BUSTER
SKRINE
24
Ht: 5-9
DOB: 4/26/89 (31)
Bears Season: 2
Acquired: UFA-19 (NY)

Wt: 192
College: Chattanooga
NFL Season: 10

DEFENSIVE BACK
PRO CAREER:

- Has appeared in 146 games (91 starts) through nine-plus seasons with the Browns (2011-14), Jets (2015-18) and Bears (2019-20)
- Has 512 career tackles (437 solo), 84 passes defended, 16 tackles for loss, nine interceptions, 3.5 sacks, four fumble recoveries, five forced fumbles and 28 special teams tackles

2020 SEASON (Bears):

- Made a season-high seven tackles in Week 7 at the Rams
- Made his first start of the season in Week 5 vs. the Buccaneers; had one TFL in the game
- Recorded four tackles, all solo, and also recorded two PD in the Week 1 win at the Lions
- Had six tackles (five solo) in the Week 2 win over the Giants and also at the Falcons; five tackles in the Week 6 win at Carolina

2019 SEASON (Bears):

- Appeared in 16 games (four starts) in his first season in Chicago, recording 46 tackles, two forced fumbles, five pass defenses and one TFL
- Forced career-high two fumbles in Week 11 at LAR

2018 SEASON (Jets):

- Appeared in 14 games with 11 starts for the Jets, tallying 57 tackles (51 solo), eight passes defended, four tackles for loss, 0.5 sacks, one forced fumble and one fumble recovery

2017 SEASON (Jets):

- Started all 15 games he appeared in, posting 67 tackles, a sack, one interception, 10 passes defended (ranking second on the team) and tied for the team-lead in both forced fumbles and fumble recoveries with two
- One of 16 players in the NFL to record a sack, forced fumble, fumble recovery and interception
- One of only two cornerbacks to have multiple forced fumbles and fumble recoveries

2016 SEASON (Jets):

- Started all 14 games he played in, recording 51 tackles, one sack, eight passes defended and one interception

2015 SEASON (Jets):

- Appeared in all 16 games (eight starts)
- Logged 65 tackles (the most by a Jets cornerback), one interception and eight passes defended while seeing action at both inside and outside cornerback
- Part of a secondary that produced all 18 of the team's interceptions (tripling its 2014 total) and held opposing quarterbacks to just a 57.1 completion percentage, the lowest in the league

2014 SEASON (Browns):

- Started all 16 games for the first time in his career
- Amassed 66 tackles (55 solo), 18 passes defended and a career-high four interceptions on the season
- Was part of a Cleveland secondary that ranked first in opponents' passer ratings (74.1) and second in INTs (21)

2013 SEASON (Browns):

- Played in all 16 games with 15 starts
- Career-best 75 tackles (63 solo), his first career sack, one interception and a career-high and team-best 23 passes defended

2012 SEASON (Browns):

- Played in all 16 regular-season games with six starts
- Posted 73 tackles and 11 passes defended, which ranked second on the team
- Recovered a fumble and added 11 stops on special teams, second most on the club
- Part of a kickoff coverage unit that ranked second in the NFL, having allowed a 19.8-yard average on 43 returns

2011 SEASON (Browns):

- Played in all 16 games in a reserve role
- Helped Browns finish second in the NFL in pass defense
- Tallied 10 tackles, an interception and a pair of passes defended

TRANSACTIONS:

- **3/13/2019:** Signed/UFA with Bears (three-year contract through 2021)
- **3/11/2015:** Signed/UFA with Jets (four-year contract through 2018)
- **7/30/2011:** Signed/draft choice with Browns (four-year contract through 2014)

COLLEGE:

- Appeared in 42 games at the University of Tennessee-Chattanooga (2007-10) with 30 starts
- Totaled 155 career tackles and five interceptions, including a 46-yard return for a touchdown
- Also returned 40 kickoffs for 891 yards (22.3 avg.)
- Named to the All-Southern Conference first team as a junior and senior

PERSONAL:

- Played at Etawah High School in Woodstock, Georgia

- Earned all-county, all-region and all-state honors and was named the Cherokee County Player of the Year as a senior
- As a junior, named all-county at defensive back and was selected as the team's MVP after recording 61 tackles and two interceptions

REGULAR SEASON COMPARISON: DEFENSIVE - NEW ORLEANS SAINTS

DATE	OPP	TACKLES										MISC			
		W/L	GP/GS	TOT	SOLO	ASST	SACK	YDS.	INT	TFL	PD	QBH	TD	FF	FR
9/14/14	CLV vs. NO	W	S	4	3	1	0.0	0	0	0	0	0	0	0	0
12/17/17	NYJ @ NO	L	S	5	5	0	0.0	0	0	1	1	0	0	1	1
10/20/19	CHI vs. NO	L	P	3	3	0	0.0	0	0	0	1	0	0	0	0
TOTALS		1/2	3/2	12	11	1	0.0	0	0	1	2	0	0	1	1

BUSTER SKRINE'S NFL REGULAR SEASON DEFENSIVE STATISTICS

DATE	TEAM	GP	GS	TACKLES										INTERCEPTIONS				O. FUMB			ST			MISC		
				TK	S	A	TFL	YDS	SK	YDS	QBH	NO	YDS	LG	TD	PD	FF	FR	YDS	TK	S	A	FF	FR	S	A
2011	Browns	16	0	9	7	2	0	0	0.0	0.0	0	1	5	5	0	2	0	0	0	9	7	2	0	0	0	0
2012	Browns	16	6	73	65	8	3	0	0.0	0.0	1	0	0	0	10	0	1	0	12	7	5	0	0	0	0	
2013	Browns	16	15	63	54	9	2	2	1.0	1.0	1	1	5	5	0	17	0	0	2	1	1	0	0	0	0	
2014	Browns	16	16	66	55	11	0	0	0.0	0.0	0	4	34	30	0	18	0	0	1	0	1	0	0	0	0	
2015	Jets	16	8	54	44	10	2	4	0.0	0.0	2	1	9	9	0	7	0	0	2	2	0	0	0	0	0	
2016	Jets	14	14	47	39	8	1	14	1.0	14.0	1	1	51	51	0	6	0	0	0	0	0	0	0	0	0	
2017	Jets	15	15	63	56	7	2	7	1.0	12.0	2	1	0	0	9	2	2	8	0	0	0	0	0	0	0	
2018	Jets	14	11	57	51	6	4	8	0.5	4.5	2	0	0	0	8	1	1	0	1	1	0	0	0	0		
2019	Bears	16	4	47	39	8	1	5	0.0	0.0	2	0	0	0	5	2	0	0	1	0	1	0	0	0		
2020	Bears	7	2	33	27	6	1	1	0.0	0.0	0	0	0	0	2	0	0	0	0	0	0	0	0	0		
NFL TOTALS		146	91	512	437	75	16	41	3.5	31.5	11	9	104	51	0	84	5	4	8	28	18	10	0	0	0	

SINGLE-GAME HIGHS: DEFENSIVE

Total Tackles
Sacks

10 vs. Cincinnati Bengals, Oct 14, 2012
 1.0 vs. Miami Dolphins, Sep 24, 2017
 ...2 more at 1.0.

Passes Defensed
Forced Fumbles
Fumble Recoveries

4 vs. Pittsburgh Steelers, Oct 12, 2014
 2 at Los Angeles Rams, Nov 17, 2019
 1 at Jacksonville Jaguars, Sep 30, 2018
 ...3 more at 1.

Tackles For Loss

1 vs. Tampa Bay Buccaneers, Oct 08, 2020
 ...15 more at 1.

Interceptions
Interception Return Yards
Special Teams Tackles

2 at Cincinnati Bengals, Nov 06, 2014
 51 vs. Baltimore Ravens, Oct 23, 2016
 3 at New York Giants, Oct 07, 2012

2020 GAME-BY-GAME REGULAR SEASON STATISTICS (BEARS)

DATE	OPPONENT	P/S	TACKLES										INTERCEPTIONS				O. FUMB			ST			MISC			W/L	SCORE	
			TK	S	A	SK	YDS	TFL	YDS	QBH	NO	YDS	LG	TD	PD	FF	FR	YDS	TK	S	A	FF	FR	S	A			
09/13	at Lions	P	4	3	1	0.0	0.0	0	0	0	0	0	0	0	2	0	0	0	0	0	0	0	0	0	0	0	W	27-23
09/20	Giants	P	6	5	1	0.0	0.0	0	0	0	0	0	0	0	0	0	0	0	0	0	0	0	0	0	0	0	W	17-13
09/27	at Falcons	P	6	5	1	0.0	0.0	0	0	0	0	0	0	0	0	0	0	0	0	0	0	0	0	0	0	0	W	30-26
10/04	Colts	P	2	2	0	0.0	0.0	0	0	0	0	0	0	0	0	0	0	0	0	0	0	0	0	0	0	0	L	11-19
10/08	Buccaneers	S	3	3	0	0.0	0.0	1	1	0	0	0	0	0	0	0	0	0	0	0	0	0	0	0	0	0	W	20-19
10/18	at Panthers	S	5	4	1	0.0	0.0	0	0	0	0	0	0	0	0	0	0	0	0	0	0	0	0	0	0	0	W	23-16
10/26	at Rams	P	7	5	2	0.0	0.0	0	0	0	0	0	0	0	0	0	0	0	0	0	0	0	0	0	0	0	L	10-24
2020 TOTALS		7-2	33	27	6	0.0	0.0	1	1	0	0	0	0	0	2	0	0	0	0	0	0	0	0	0	0	0	5-2	


ROQUAN
SMITH
58
Ht: 6-1
DOB: 4/8/97 (23)
Bears Season: 3
Acquired: D1-18

Wt: 234
College: Georgia
NFL Season: 3

LINEBACKER
PRO CAREER:

- In his third NFL season in 2020 after being drafted in the first round (8th overall) in the 2018 draft
- Has appeared in 35 career games (33 starts), totaling 282 tackles, 11 PDs, 2 INTs, 7.0 sacks and 21 TFLs
- Recorded 100+ tackles in each of his first two seasons
- His 107 tackles in 2018 ranks second all-time among Bears rookies
- Recorded a sack on his first ever NFL snap in Week 1 of 2018 at Green Bay
- Recorded seven tackles and an interception in Wild Card playoff game vs. PHI (1/6/19), making him just the sixth rookie in Bears history to record an interception in a postseason game

HONORS:

- **2018:** *ESPN.com* All-Rookie team

2020 SEASON (Bears):

- Currently ranks second in the NFC and fourth in the NFL with 8 TFL; leads the Bears and ranks among the Top 10 in the NFL with 61 tackles on the season
- Season-high 13 tackles (11 solo) and a career-high 3 TFL in Week 4 vs. the Colts
- Had 12 tackles, one TFL and one PD in the Week 6 win at Carolina
- Recorded seven tackles, including five solo and one TFL, in the Week 1 win in Detroit
- Had eight tackles (seven solo) and one TFL in the Week 2 win over the Giants

2019 SEASON (Bears):

- Started 12 games in which he played, recording 100 tackles, two pass defenses, two sacks, one interception and five TFLs
- Recorded career-highs with 16 tackles and 2.0 sacks on Thanksgiving at DET, joining Vinny Rey and Patrick Willis as the only players to have 15+ tackles and two more sacks in a game since 1982
- Recorded five double-digit tackle games
- Intercepted Rams QB Jared Goff in Week 11
- Inactive for Week 4 vs. MIN; placed on Injured Reserve on 12/9

2018 SEASON (Bears):

- Appeared in 16 games (14 starts), recording team-high 122 tackles (two shy of the Bears rookie record), four passes defended, one interception, five sacks and eight tackles-for-loss
- Recorded a sack on his first ever NFL snap at GB
- Recorded a season-high 13 tackles at Miami (10/14); tied that season-high at Buffalo (11/4)
- 107 tackles is second all-time among Bears rookies
- Recorded seven tackles and an interception in Wild Card playoff game vs. PHI (1/6/19), making him just the sixth rookie in Bears history to record an interception in a postseason game

TRANSACTIONS:

- **08/14/2018:** Signed/draft choice with the Bears (four-year contract; fifth-year option)

COLLEGE:

- Unanimous 2017 First Team All-American, the SEC Defensive Player of the Year and winner of the Butkus Award, presented annually to the nation's most outstanding linebacker
- Finalist for the Bronko Nagurski Trophy and Chuck Bednarik Award, both of which are presented to the country's top overall defensive player
- Became first Georgia player to win Butkus Award, given to the nation's best linebacker
- MVP of the 2017 SEC Championship game

PERSONAL:

- Played at Macon County High School in Montezuma, Ga.
- Competed in the 2015 Under Armour All-America Game
- PrepStar Magazine five-star prospect, #61 nationally on its Top 150 Dream Team
- ESPN.com four-star prospect, #29 player nationally, #2 DLB nationally, #5 player in Georgia

REGULAR SEASON COMPARISON: DEFENSIVE - NEW ORLEANS SAINTS

DATE	OPP	TACKLES											MISC			
		W/L	GP/GS	TOT	SOLO	ASST	SACK	YDS.	INT	TFL	PD	QBH	TD	FF	FR	
10/20/19	CHI vs. NO	L	5	6	6	0	0.0	0	0	0	1	0	0	0	0	
TOTALS		0/1	1/1	6	6	0	0.0	0	0	0	1	0	0	0	0	

ROQUAN SMITH'S NFL REGULAR SEASON DEFENSIVE STATISTICS

DATE	TEAM	GP	GS	TACKLES							INTERCEPTIONS					O. FUMB			ST				MISC				
				TK	S	A	TFL	YDS	SK	YDS	QBH	NO	YDS	LG	TD	PD	FF	FR	YDS	TK	S	A	FF	FR	S	A	
2018	Bears	16	14	121	89	32	8	44	5.0	37.0	5	1	22	22	0	5	0	0	0	0	0	0	0	0	0	0	0
2019	Bears	12	12	100	65	35	5	29	2.0	21.0	2	1	0	0	0	2	0	0	0	1	1	0	0	0	0	0	
2020	Bears	7	7	61	45	16	8	18	0.0	0.0	0	0	0	0	0	4	0	0	0	0	0	0	0	0	0	0	
NFL TOTALS		35	33	282	199	83	21	91	7.0	58.0	7	2	22	22	0	11	0	0	0	1	1	0	0	0	0	0	

ROQUAN SMITH'S NFL POSTSEASON DEFENSIVE STATISTICS

DATE	TEAM	GP	GS	TACKLES							INTERCEPTIONS					O. FUMB			ST				MISC			
				TK	S	A	TFL	YDS	SK	YDS	QBH	NO	YDS	LG	TD	PD	FF	FR	YDS	TK	S	A	FF	FR	S	A
2018	Bears	1	1	7	6	1	0	0	0.0	0.0	0	1	0	0	0	1	0	0	0	0	0	0	0	0	0	0
NFL TOTALS		1	1	7	6	1	0	0	0.0	0.0	0	1	0	0	0	1	0	0	0	0	0	0	0	0	0	

SINGLE-GAME HIGHS: DEFENSIVE

Total Tackles

16 at Detroit Lions, Nov 28, 2019

Sacks

2.0 at Detroit Lions, Nov 28, 2019

Passes Defensed

2 vs. Tampa Bay Buccaneers, Oct 08, 2020

Tackles For Loss

3 vs. Indianapolis Colts, Oct 04, 2020

Interceptions

1 at Los Angeles Rams, Nov 17, 2019

...1 more at 1.

Interception Return Yards

22 vs. Los Angeles Rams, Dec 09, 2018

Special Teams Tackles

1 vs. New Orleans Saints, Oct 20, 2019

SINGLE-GAME HIGHS - POSTSEASON: DEFENSIVE

Total Tackles

7 vs. Philadelphia Eagles, Jan 06, 2019

Passes Defensed


1 vs. Philadelphia Eagles, Jan 06, 2019

Interceptions

1 vs. Philadelphia Eagles, Jan 06, 2019

2020 GAME-BY-GAME REGULAR SEASON STATISTICS (BEARS)

DATE	OPPONENT	P/S	TACKLES							INTERCEPTIONS					O. FUMB			ST				MISC		SCORE			
			TK	S	A	SK	YDS	TFL	YDS	QBH	NO	YDS	LG	TD	PD	FF	FR	YDS	TK	S	A	FF	FR		S	A	
09/13	at Lions	S	7	5	2	0.0	0.0	1	1	0	0	0	0	0	0	0	0	0	0	0	0	0	0	0	0	W	27-23
09/20	Giants	S	8	6	2	0.0	0.0	1	1	0	0	0	0	0	0	0	0	0	0	0	0	0	0	0	0	W	17-13
09/27	at Falcons	S	6	3	3	0.0	0.0	0	0	0	0	0	0	0	1	0	0	0	0	0	0	0	0	0	0	W	30-26
10/04	Colts	S	13	11	2	0.0	0.0	3	9	0	0	0	0	0	0	0	0	0	0	0	0	0	0	0	0	L	11-19
10/08	Buccaneers	S	7	6	1	0.0	0.0	1	2	0	0	0	0	0	2	0	0	0	0	0	0	0	0	0	0	W	20-19
10/18	at Panthers	S	12	7	5	0.0	0.0	1	4	0	0	0	0	0	1	0	0	0	0	0	0	0	0	0	0	W	23-16
10/26	at Rams	S	8	7	1	0.0	0.0	1	1	0	0	0	0	0	0	0	0	0	0	0	0	0	0	0	0	L	10-24
2020 TOTALS		7-7	61	45	16	0.0	0.0	8	18	0	0	0	0	0	4	0	0	0	0	0	0	0	0	0	0	5-2	


JASON
SPRIGGS
78
Ht: 6-6
DOB: 5/17/94 (26)
Bears Season: 1
Acquired: UFA-20 (GB)

Wt: 308
College: Indiana
NFL Season: 5

OFFENSIVE LINEMAN
PRO CAREER:

- Joins the Bears after spending the last four seasons in Green Bay where he played in 36 games with nine starts – seven at right tackle and two at right guard – from 2016-18; spent the 2019 season on IR
- Drafted by the Packers in the second round of the 2016 NFL Draft (No. 48 overall) out of Indiana University

2020 SEASON (Bears):

- Saw action on special teams in Weeks 1 and 5

2019 SEASON (Packers):

- Spent the 2019 season Injured Reserve

2018 SEASON (Packers):

- Appeared in 13 games with two starts at RT, seeing time on offense and special teams
- Inactive for three contests due to injury (Weeks 6, 16-17)

2017 SEASON (Packers):

- Played in seven games with five starts, opening at right tackle in Weeks 12-16
- Placed on injured reserve (hamstring) on Sept. 21 and was activated from injured reserve on Nov. 18
- Was placed on injured reserve (knee) on Dec. 26

2016 SEASON (Packers):

- Was the only Packer rookie on the offensive side of the ball to appear in all 16 games, with two starts at right guard
- Also played in all three postseason contents that year, including 30 snaps at right guard and tackle in the NFC Championship game at the Falcons

TRANSACTIONS:

- **04/17/2020:** Signed by the Bears/UFA (one-year contract through 2020)
- **05/09/2016:** Signed by Packers/draft choice (four-year contract through 2019)

COLLEGE:

- Played in 48 career games with 47 starts at Indiana University from 2012-15
- 2015 First Team All-American by the Football Writers Association of America

PERSONAL:

- Played T, TE, DE and LS during his time at Concord High School in Elkhart, Ind.
- Named Indiana Class 5A all-state (defensive line) by the AP
- Also lettered four years in both basketball and lacrosse and two years in track and field

JASON SPRIGGS' NFL REGULAR SEASON STATISTICS

DATE	TEAM	GP	GS
2016	Packers	16	2
2017	Packers	7	5
2018	Packers	13	2
2019	Packers	0	0
2020	Bears	2	0
NFL TOTALS		38	9

JASON SPRIGGS' NFL POSTSEASON STATISTICS

DATE	TEAM	GP	GS
2016	Packers	3	0
2019	Packers	0	0
NFL TOTALS		3	0

2020 GAME-BY-GAME REGULAR SEASON STATISTICS (BEARS)

DATE	OPPONENT	P/S		W/L	SCORE
09/13	at Lions	P		W	27-23
09/20	Giants		DID NOT PLAY (NON-INJURY)	W	17-13
09/27	at Falcons		DID NOT PLAY (NON-INJURY)	W	30-26
10/04	Colts		DID NOT PLAY (NON-INJURY)	L	11-19
10/08	Buccaneers	P		W	20-19
10/18	at Panthers		DID NOT PLAY (NON-INJURY)	W	23-16
10/26	at Rams		DID NOT PLAY (NON-INJURY)	L	10-24
2020 TOTALS		2-0		5-2	



DANNY TREVATHAN

59

Ht: 6-0
DOB: 3/24/90 (30)
Bears Season: 5
Acquired: UFA-16 (DEN)

Wt: 238
College: Kentucky
NFL Season: 9

LINEBACKER



PRO CAREER:

- Started 84 of 103 career games in eight-plus seasons with the Denver Broncos (2012-15) and the Chicago Bears (2016-20), producing 9.0 sacks, 8 interceptions – including 1 returned for a touchdown – 35 PD, 26 TFLs, 5 forced fumbles and 3 fumble recoveries
- Led the Broncos in total tackles (275) over his four seasons with the team (2012-15)
- His 125 tackles in 2013 were the most by a Broncos defender since 2007
- Led the Broncos in tackles twice (125 in 2013 & 109 in 2015) ... appeared in 8 postseason contests with 7 starts
- Collected 52 tackles, 1 pass breakup, 3 TFLs and 1 fumble recovery during the playoffs
- Won Super Bowl 50 with the Broncos

HONORS:

- 2018:** NFC Defensive Player of the Week in Week 2 vs. Seattle

2020 SEASON (Bears):

- Has started every game at ILB; has 41 tackles on the season, including 28 solo
- Recorded a season-high 10 tackles in the Week 6 win at Carolina
- Recorded seven tackles, including five solo, in the Week 1 win in Detroit
- Season-high eight tackles in the Week 5 win over the Bucs

2019 SEASON (Bears):

- Started nine games, recording 69 tackles, 1.0 sack, two TFLs, two pass defenses and one forced fumble
- Recorded a career-high 12 solo tackles vs. Oakland in London
- Recorded three double-digit tackle games
- Two QBH in the MNF win at Washington
- Inactive for Weeks 11-15 and placed on Injured Reserve for Weeks 16-17

2018 SEASON (Bears):

- Started 16 games, recording 102 tackles, two sacks, six passes defended, eight tackles for loss, one interception, one forced fumble and one fumble recovery
- Made a season-high 12 tackles at BUF (11/4)
- Recorded his first career multi-sack game in Week 2 vs. Seattle
- Earned NFC Defensive Player of the Week honors for his performance vs. Seattle (9/17)
- Recorded six tackles and one tackle for loss in Wild Card playoff game vs. PHI (1/6/19)

2017 SEASON (Bears):

- Started 12 games, recording 91 tackles, 3 sacks, 1 interception, 4 TFLs, 1 forced fumble, 1 fumble recovery and 5 pass breakups
- Intercepted Cam Newton in Week 7 to help seal at 17-3 win over the Panthers
- Recorded five 10+ tackle games, including a season-high 13 tackles twice at Green Bay in Week 4 and at New Orleans in Week 8

2016 SEASON (Bears):

- Appeared in 9 games (Games 1-2 & 5-11) with 8 starts (Games 1-2, 5-6 and 8-11) recording 73 tackles, 3 pass breakups, 1 sack and 1 TFL before going on injured reserve

2015 SEASON (Broncos):

- Started all 15 games he appeared in for the Super Bowl Champion Denver Broncos
- Recorded a team-high 109 tackles, 2 interceptions, 1 interception return touchdown, 6 pass breakups and 3 TFLs
- Started all 3 of Denver's playoff games, posting a team-high 22 tackles with 1 pass breakup, 1 TFL and 2 fumble recoveries

2014 SEASON (Broncos):

- Finished the season with 11 tackles in 3 games (1 start)
- Placed on injured reserve December 16 with a knee injury

2013 SEASON (Broncos):

- Started 16-of-16 contests for Denver posting career highs in tackles (125), sacks (2), interceptions (3), pass breakups (10), TFLs (7), forced fumbles (3) and fumble recoveries (1) ... added 4 STTs
- 125 tackles led the Broncos
- Appeared in 3 postseason contests, producing 24 tackles and 1 TFL
- Made a game-high 12 tackles in Super Bowl XLVIII vs. SEA (2/2)

2012 SEASON (Broncos):

- Played in all 16 games for the Broncos as a rookie
- Collected 30 tackles, 1 sack, 2 pass breakups and 1 TFL
- Added 3 special teams tackles
- Finished second among the team's rookies with 30 defensive stops

TRANSACTIONS:

- 03/13/2020:** Re-signed with Bears (three-year contract through 2022)
- 03/09/2016:** Signed with Bears/UFA (four-year contract through 2019)
- 05/22/2012:** Signed/draft choice with Broncos (four-year contract through 2015)

COLLEGE:

- Saw action in all 52 possible games with 31 starts at Kentucky and totaled 374 career tackles (198 solo), 6 sacks, 4 interceptions, 9 passes breakups, 11 forced fumbles and 2 fumble recoveries
- Led the SEC in tackles during each of his final two seasons
- Named National Linebacker of the Year (College Football Performance Awards), second-team All-America (SI.com) and second-team All-SEC as a senior after leading the Wildcats in tackles (143), sacks (3), interceptions (4) and forced fumbles (5)
- Totaled a career-high 144 tackles as a junior in 2010 and became the first Kentucky linebacker to earn first-team All-America honors (CollegeFootballNews.com) in addition to receiving first-team All-SEC recognition

PERSONAL:

- Three-year starter for Leesburg (Fla.) High School, where he was a third-team all-state selection by the Florida Sportswriters Association as a senior
- Totaled 117 tackles, 5.5 sacks and 3 forced fumbles on defense in addition to playing quarterback and running back on offense during his final prep campaign
- His father, Vincent Hicks, played football at Toledo

REGULAR SEASON COMPARISON: DEFENSIVE - NEW ORLEANS SAINTS

DATE	OPP	TACKLES										MISC			
		W/L	GP/GS	TOT	SOLO	ASST	SACK	YDS.	INT	TFL	PD	QBH	TD	FF	FR
10/28/12	DEN vs. NO	W	P	3	3	0	0.0	0	0	0	1	0	0	0	0
10/29/17	CHI @ NO	L	S	13	9	4	0.0	0	0	1	0	0	0	0	
10/20/19	CHI vs. NO	L	S	10	7	3	0.0	0	0	0	0	0	0	0	
TOTALS		1/2	3/2	26	19	7	0.0	0	0	1	1	0	0	0	

DANNY TREVATHAN'S NFL REGULAR SEASON DEFENSIVE STATISTICS

DATE	TEAM	GP	GS	TACKLES							INTERCEPTIONS					O. FUMB			ST			MISC				
				TK	S	A	TFL	YDS	SK	YDS	QBH	NO	YDS	LG	TD	PD	FF	FR	YDS	TK	S	A	FF	FR	S	A
2012	Broncos	16	0	30	21	9	1	0	1.0	0.0	1	0	0	0	2	0	0	0	3	1	2	0	0	0	0	0
2013	Broncos	16	16	125	85	40	7	37	2.0	18.0	5	3	29	29	0	10	2	1	0	4	3	1	1	0	0	0
2014	Broncos	3	1	11	9	2	0	0	0.0	0.0	0	0	0	0	0	0	0	0	0	0	0	0	0	0	0	0
2015	Broncos	15	15	109	73	36	3	7	0.0	0.0	2	2	39	25t	1	6	0	0	0	0	0	0	0	0	0	0
2016	Bears	9	8	66	49	17	1	7	1.0	7.0	1	0	0	0	4	0	0	0	0	0	0	0	0	0	0	0
2017	Bears	12	12	89	60	29	4	21	2.0	14.0	5	1	8	8	0	5	1	1	0	0	0	0	0	0	0	0
2018	Bears	16	16	102	76	26	8	27	2.0	6.0	4	2	12	12	0	6	1	1	0	0	0	0	0	0	0	0
2019	Bears	9	9	70	50	20	2	13	1.0	11.0	4	0	0	0	1	1	0	0	0	0	0	0	0	0	0	0
2020	Bears	7	7	41	28	13	0	0	0.0	0.0	0	0	0	0	1	0	0	0	0	0	0	0	0	0	0	0
NFL TOTALS		103	84	643	451	192	26	112	9.0	56.0	22	8	88	29	1	35	5	3	0	7	4	3	1	0	0	0

DANNY TREVATHAN'S NFL POSTSEASON DEFENSIVE STATISTICS

DATE	TEAM	GP	GS	TACKLES							INTERCEPTIONS					O. FUMB			ST			MISC				
				TK	S	A	TFL	YDS	SK	YDS	QBH	NO	YDS	LG	TD	PD	FF	FR	YDS	TK	S	A	FF	FR	S	A
2012	Broncos	1	0	0	0	0	0	0	0.0	0.0	0	0	0	0	0	0	0	0	0	1	1	0	0	0	0	0
2013	Broncos	3	3	24	18	6	1	1	0.0	0.0	0	0	0	0	0	0	0	0	0	0	0	0	0	0	0	0
2015	Broncos	3	3	22	16	6	1	1	0.0	0.0	0	0	0	0	1	0	2	0	0	0	0	0	0	0	0	0
2018	Bears	1	1	6	6	0	1	2	0.0	0.0	0	0	0	0	0	0	0	0	0	0	0	0	0	0	0	0
NFL TOTALS		8	7	52	40	12	3	4	0.0	0.0	0	0	0	0	1	0	2	0	1	1	0	0	0	0	0	0

SINGLE-GAME HIGHS: DEFENSIVE

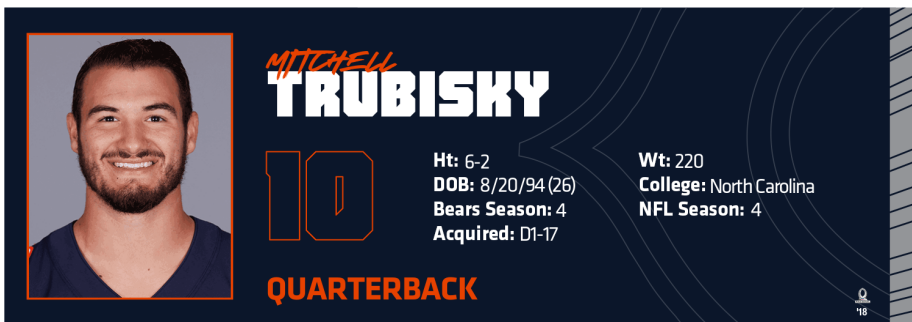
Total Tackles	19 at Indianapolis Colts, Nov 08, 2015	Tackles For Loss	2 at Minnesota Vikings, Dec 30, 2018
Sacks	2.0 vs. Seattle Seahawks, Sep 17, 2018		...2 more at 2.
Passes Defensed	2 at San Francisco 49ers, Dec 23, 2018	Interceptions	1 at San Francisco 49ers, Dec 23, 2018
	...4 more at 2.		...7 more at 1.
Forced Fumbles	1 at Washington, Sep 23, 2019	Interception Return Yards	29 vs. Baltimore Ravens, Sep 05, 2013
	...4 more at 1.	Special Teams Tackles	1 at Houston Texans, Dec 22, 2013
Fumble Recoveries	1 at Arizona Cardinals, Sep 23, 2018		...6 more at 1.
	...2 more at 1.	Special Teams Forced Fumbles	1 at New England Patriots, Nov 24, 2013

SINGLE-GAME HIGHS - POSTSEASON: DEFENSIVE

Total Tackles	12 vs. Seattle Seahawks, Feb 02, 2014	Tackles For Loss	1 vs. Philadelphia Eagles, Jan 06, 2019
Passes Defensed	1 vs. New England Patriots, Jan 24, 2016		...2 more at 1.
Fumble Recoveries	2 vs. Carolina Panthers, Feb 07, 2016	Special Teams Tackles	1 vs. Baltimore Ravens, Jan 12, 2013

2020 GAME-BY-GAME REGULAR SEASON STATISTICS (BEARS)

DATE	OPPONENT	P/S	TACKLES							INTERCEPTIONS				O. FUMB			ST			MISC		SCORE					
			TK	S	A	SK	YDS	TFL	YDS	QBH	NO	YDS	LG	TD	PD	FF	FR	YDS	TK	S	A		FF	FR	S	A	W/L
09/13	at Lions	S	7	5	2	0.0	0.0	0	0	0	0	0	0	0	0	0	0	0	0	0	0	0	0	0	0	W	27-23
09/20	Giants	S	2	1	1	0.0	0.0	0	0	0	0	0	0	0	0	0	0	0	0	0	0	0	0	0	W	17-13	
09/27	at Falcons	S	5	4	1	0.0	0.0	0	0	0	0	0	0	0	0	0	0	0	0	0	0	0	0	0	W	30-26	
10/04	Colts	S	4	3	1	0.0	0.0	0	0	0	0	0	0	0	0	0	0	0	0	0	0	0	0	0	L	11-19	
10/08	Buccaneers	S	8	7	1	0.0	0.0	0	0	0	0	0	0	0	1	0	0	0	0	0	0	0	0	0	W	20-19	
10/18	at Panthers	S	10	6	4	0.0	0.0	0	0	0	0	0	0	0	0	0	0	0	0	0	0	0	0	0	W	23-16	
10/26	at Rams	S	5	2	3	0.0	0.0	0	0	0	0	0	0	0	0	0	0	0	0	0	0	0	0	0	L	10-24	
2020 TOTALS		7-7	41	28	13	0.0	0.0	0	0	0	0	0	0	0	0	0	0	0	0	0	0	0	0	0	5-2		

**PRO CAREER:**

- 2018 Pro Bowl selection, the first Bears QB to play in the Pro Bowl since Jim McMahon after the 1985 season
- Has a career record of 26-18 as a starter over three-plus seasons, including a 22-10 mark since the start of 2018 under Coach Nagy
- Has completed 862 of 1,366 passes for 9,114 yards (63.1 pct), 54 TDs and 31 INTs
- Has 949 rushing yards on 165 attempts (5.8 avg) and 7 TDs; his 949 yards rank sixth in Bears history among QBs
- Threw for a career-high six touchdown passes in 2018 vs. Tampa Bay in Week 4, one shy of the NFL record; threw touchdowns to five different receivers, all in the first half
- Completed 26-of-43 passes for 303 yards and one touchdown in Wild Card playoff game vs. PHI; his 303 yards and 26 completions were the most in Bears postseason history
- Started 12 games in his rookie season, setting Bears franchise rookie records for completions (196) and passing yards (2,193) and finishing second in attempts (330) and tied for third in touchdown passes (7)
- Tied Billy Wade for the third-fastest Bears player to hit the 6,000-yard passing mark (30 games)
- Recorded back-to-back 3,000 yard passing seasons in 2018 and 2019, the second Bears QB to accomplish the feat (Jay Cutler)

HONORS:

- **2018:** Pro Bowl selection, Week 10 NFC Offensive Player of the Week

2020 SEASON (Bears):

- Completed 20 of 36 passes for 242 yards and three touchdowns in the Week 1 win at Detroit; threw all three TDs in the fourth quarter as he went 8 for 10 for 89 yards with a 143.3 rating in the final quarter; also rushed three tiems for 26 yards, including a long run of 20 yards
- Trubisky's three touchdown passes in the fourth quarter marked the first time since Jay Cutler in 2014 in which a Bears player tossed for three scores in a fourth quarter, and marked only the third time in the past 30 years by a Bears QB; also became just the second QB in the past 25 years to throw three TD passes in the fourth quarter of Week 1 (Aaron Rodgers)

2019 SEASON (Bears):

- Started 15 games, going 8-7; missed the game vs. Oakland in London due to a shoulder injury suffered the week prior
- Finished the season with 3,138 passing yards, marking back-to-back 3,000-yard seasons and becoming just the second Bear to accomplish the feat (Jay Cutler, 2x, 2009-10 and 2014-15)
- Had his best game in the Week 14 win vs. the Cowboys, completing 23-of-31 passes for 244 yards with three passing TDs and one more on the ground to become the first QB in NFL history to complete 70.0+ percent of his passes on 30+ attempts, throw 3+ TD passes, rush for 50+ yards and have a rushing TD all in the same game
- Finished the Cowboys game with a 115.5 passer rating (Bears are 9-1 since the start of last season and 11-2 in his career when he posts a passer rating of 100.0 or higher)
- Accounted for 13 TDs from Weeks 10-14, 11 passing and two rushing
- On Thanksgiving in Detroit, completed 29-of-38 passes for a season-high 338 yards with three TDs; marched the offense on a season-long 90-yard scoring drive late in the fourth quarter and connected with rookie RB David Montgomery on a 3-yard TD pass to give the Bears a 24-20 lead
- Completed 16-of-23 passes for 173 yards and three TDs in the Week 10 win over the Lions with a passer rating of 131.0
- Finished 25-of-31 passing for 231 yards, 3 TDs and 1 INT in the MNF win at Washington in Week 3; completed a career-high 20 passes in the first half at Washington as the Bears raced out to a 28-3 halftime lead
- Completed a career-high 34 passes in Week 7 vs. New Orleans, tied for the second most in franchise history; also posted a career-high 54 attempts in that game, which tied for third most all time

2018 SEASON (Bears):

- Named to his first Pro Bowl, the first Bears quarterback to play in the Pro Bowl since Jim McMahon after the 1985 season
- Started 14 games (11-3 record as starter), completing 289-of-434 (66.6 pct.) passes for 3,223 yards, 24 TDs and 12 INTs
- Added 421 rushing yards on 68 attempts (6.1 avg) and three TDs; also converted five two-point conversions (1 rushing, 4 passing)
- Rushed for a career-best 81 yards on six attempts in Week 7 vs. New England, the eighth-highest by a Bears QB since 1960
- Recorded four 300-yard passing games in 14 regular season contests, tied for the most by a Bears QB in a single season
- Threw for 354 yards and set a career-high in passing touchdowns (6) and total offense (407) vs. Tampa Bay in Week 4; his six passing touchdowns ranks second all-time in Bears history and is one off the NFL record
- Threw five touchdowns to five different receivers in the first half vs. TB, becoming just the second player in league history to do so
- Threw for 13 touchdowns during Weeks 4-8, the most over a four-game span by a Bears QB since Sid Luckman in 1947
- Threw for a career-high 355 yards in a Week 10 win vs. Detroit; completed 23 of 30 passes with three TDs and a 148.6 rating
- Recorded a 120.4 passer rating at home vs. Green Bay, the highest QBR by a Bear against the Packers since 2000
- Completed 94.1 percent (16 of 17) of his passes in the second half at San Francisco, the highest second-half completion percentage in the NFL in 2018; also marked the second highest by a Bears quarterback dating back to 1960
- Completed 26-of-43 passes for 303 yards and one touchdown in Wild Card playoff game vs. Philadelphia (1/6/19); 303 yards and 26 completions are both the most in Bears postseason history

2017 SEASON (Bears):

- Active, but did not play in first four games
- Made first career start on MNF (10/9) vs. Minnesota, becoming the first Bears rookie to start at QB since Kyle Orton in 2005
- Completed 196-of-330 passes for 2,193 yards, 7 touchdowns and 7 interceptions
- Carried the ball 41 times for 248 yards (6.0 avg) and 2 touchdowns
- Became the first Bears rookie QB to win their first road start since Craig Krenzel in 2004 (vs. BAL 10/15); also became the second rookie quarterback to win a game in Baltimore since the franchise moved from Cleveland to Baltimore in 1996
- Completed 31 of 46 passes for 314 yards in Week 15 at Detroit -- all Bears rookie records
- Became the first Bears rookie QB to pass for 300+ yards in a game since Cade McNown threw for 301 yards in 1999 vs. Detroit
- Set Bears franchise rookie records for completions (196) and passing yards (2,193), finished second in attempts (330) and tied for

third in touchdown passes (7)

TRANSACTIONS:

- **05/02/2020:** Team declines fifth-year option on rookie contract
- **07/19/2017:** Signed/draft choice with Bears (four-year contract; fifth-year option)

COLLEGE:

- Started 13-of-34 career games for North Carolina, completing 386-of-572 passes (67.5 pct.) for 4,762 yards, 41 touchdowns and 10 interceptions in three seasons of action; added 439 rushing yards and 8 touchdowns
- Finished his UNC career fifth in passing TDs (41), sixth in passing yards (4,762) and seventh in total offense (5,201)
- As a junior in 2016 he started all 13 games in his first season as a starter for the Tar Heels
- Set UNC single-season records for passing yards (3,748), passing touchdowns (30) and total offense (4,056) while completing 304-of-477 (68.0) passes on the year
- Set the multi-game school record with 30 consecutive completions over two games (last 18 vs. JMU; first 12 vs. Pitt); also set the school record for most passing yards in consecutive games with 885 (432 vs. JMU; 453 vs. Pitt)
- Had 7 games with 3+ passing touchdowns in 2016 and added 308 rushing yards on 93 attempts (3.3 avg) and 5 touchdowns
- Set career highs with 453 yards and 5 touchdowns with zero interceptions on 35-of-46 passing vs. Pitt
- Completed 31-of-38 passes for 405 yards and 3 touchdowns in the 37-35 win at No. 12 Florida State
- Completed 33-of-46 passes for 299 yards and 2 touchdowns in the win at No. 16 Miami (Fla.)
- Threw for 280 yards and 2 touchdowns on 23-of-39 passing vs. Stanford in the Sun Bowl

PERSONAL:

- Named 2016 Mr. Football in the state of Ohio by the *Associated Press* and honorable-mention Parade All-America
- Most prolific passer in the Greater Cleveland area, becoming the first to pass for more than 9,000 career yards and more than 4,000 yards as a senior
- Rated the No. 1 dual-threat quarterback by 247sports.com and the No. 3 player in Ohio
- Passed for 4,063 yards and 42 touchdowns as a senior, including 1,593 in four playoff games; ranked among the top 10 passers in Ohio High School history with 9,126 yards and 92 touchdowns
- Rushed for 1,559 career yards and 33 touchdowns, averaging 4.1 per carry
- Also served as Mentor's punter in 2012, posted a 40.8 average
- Coached by Steve Trivisonno

REGULAR SEASON COMPARISON: PASSING - NEW ORLEANS SAINTS

DATE	OPP	W/L	GP/GS	C	ATT	YDS.	AVG.	TD	LG	INT	SK	SKYD	RTG
10/29/17	CHI @ NO	L	S	14	32	164	5.1	0	45	1	2	14	46.9
10/20/19	CHI vs. NO	L	S	34	54	251	4.6	2	28	0	2	16	86.3
TOTALS		0/2	2/2	48	86	415	4.8	2	45	1	4	30	--

MITCHELL TRUBISKY'S NFL REGULAR SEASON PASSING/RUSHING STATISTICS

DATE	TEAM	PASSING													RUSHING				
		GP	GS	ATT.	CMP.	PCT.	YDS	AVG.	TD	INT.	LG	SK	LST	RATE	NO.	YDS.	AVG.	LG	TD
2017	Bears	12	12	330	196	59.4	2,193	6.6	7	7	70	31	196	77.5	41	248	6.0	46	2
2018	Bears	14	14	434	289	66.6	3,223	7.4	24	12	70t	24	143	95.4	68	421	6.2	39	3
2019	Bears	15	15	516	326	63.2	3,138	6.1	17	10	53	38	234	83.0	48	193	4.0	23t	2
2020	Bears	3	3	86	51	59.3	560	6.5	6	3	28t	7	58	87.4	8	87	10.9	45	0
TOTALS		44	44	1,366	862	63.1	9,114	6.7	54	32	70t	100	631	85.9	165	949	5.8	46	7

MITCHELL TRUBISKY'S NFL POSTSEASON PASSING/RUSHING STATISTICS

DATE	TEAM	PASSING													RUSHING				
		GP	GS	ATT.	CMP.	PCT.	YDS	AVG.	TD	INT.	LG	SK	LST	RATE	NO.	YDS.	AVG.	LG	TD
2018	Bears	1	1	43	26	60.5	303	7.0	1	0	45	2	12	89.6	3	9	3.0	6	0
TOTALS		1	1	43	26	60.5	303	7.0	1	0	45	2	12	89.6	3	9	3.0	6	0

SINGLE-GAME HIGHS: QUARTERBACK

Pass Attempts	54 vs. New Orleans Saints, Oct 20, 2019	Passer Rating	154.6 vs. Tampa Bay Buccaneers, Sep 30, 2018
Pass Completions	34 vs. New Orleans Saints, Oct 20, 2019	Rush Attempts	10 vs. Dallas Cowboys, Dec 05, 2019
Yards Passing	355 vs. Detroit Lions, Nov 11, 2018		...1 more at 10.
TD Passes	6 vs. Tampa Bay Buccaneers, Sep 30, 2018	Rushing Yards	81 vs. New England Patriots, Oct 21, 2018
Long Passes	70t vs. New York Jets, Oct 28, 2018	Longest Runs	46 at New Orleans Saints, Oct 29, 2017
	...1 more at 70.	Rushing TDs	1 vs. Dallas Cowboys, Dec 05, 2019
Completion Percentage	86.2 at San Francisco 49ers, Dec 23, 2018		...6 more at 1.

SINGLE-GAME HIGHS - POSTSEASON: QUARTERBACK

Pass Attempts	43 vs. Philadelphia Eagles, Jan 06, 2019	Completion Percentage	60.5 vs. Philadelphia Eagles, Jan 06, 2019
Pass Completions	26 vs. Philadelphia Eagles, Jan 06, 2019	Passer Rating	89.6 vs. Philadelphia Eagles, Jan 06, 2019
Yards Passing	303 vs. Philadelphia Eagles, Jan 06, 2019	Rush Attempts	3 vs. Philadelphia Eagles, Jan 06, 2019
TD Passes	1 vs. Philadelphia Eagles, Jan 06, 2019	Rushing Yards	9 vs. Philadelphia Eagles, Jan 06, 2019
Long Passes	45 vs. Philadelphia Eagles, Jan 06, 2019	Longest Runs	6 vs. Philadelphia Eagles, Jan 06, 2019

300-YARD PASSING GAMES (7): REGULAR SEASON

DATE	TEAM	NO.	YDS.	AVG.	LG	TD
12/16/17	at Lions	31	314	10.1	22	1
09/30/18	BUCCANEERS	19	354	18.6	47	6
10/14/18	at Dolphins	22	316	14.4	54	3
10/21/18	PATRIOTS	26	333	12.8	54	2
11/11/18	LIONS	23	355	15.4	55	3
11/28/19	at Lions	29	338	11.7	35	3
12/15/19	at Packers	29	334	11.5	34	1

300-YARD PASSING GAMES (1): POSTSEASON

DATE	TEAM	NO.	YDS.	AVG.	LG	TD
01/06/19	EAGLES	26	303	11.7	45	1

2020 GAME-BY-GAME REGULAR SEASON STATISTICS (BEARS)

DATE	OPPONENT	P/S	PASSING										RUSHING				W/L	SCORE	
			ATT	CMP	YDS	PCT	Y/A	Y/C	TD	INT	LG	SK/YD	RATE	ATT	YDS	LG			TD
09/13	at Lions	S	36	20	242	55.6	6.7	12.1	3	0	27t	1/28	104.2	3	26	20	0	W	27-23
09/20	Giants	S	28	18	190	64.3	6.8	10.6	2	2	28t	4/21	78.0	4	16	12	0	W	17-13
09/27	at Falcons	S	22	13	128	59.1	5.8	9.8	1	1	19	2/9	71.8	1	45	45	0	W	30-26
10/04	Colts		DID NOT PLAY (NON-INJURY)														L	11-19	
10/08	Buccaneers		DID NOT PLAY (NON-INJURY)														W	20-19	
10/18	at Panthers		DID NOT PLAY (NON-INJURY)														W	23-16	
10/26	at Rams		DID NOT PLAY (NON-INJURY)														L	10-24	
2020 TOTALS		3-3	86	51	560	59.3	6.5	11.0	6	3	28t	7/58	87.4	8	87	45	0	5-2	


BRENT
URBAN
92
Ht: 6-7
DOB: 5/5/91 (29)
Bears Season: 2
Acquired: WFA-19 (TEN)

Wt: 305
College: Virginia
NFL Season: 6

DEFENSIVE END
PRO CAREER:

- Has played in 61 career games with 19 starts over 5-plus seasons with the Baltimore Ravens, Tennessee Titans and Chicago Bears

2020 SEASON (Bears):

- Has seen action as a reserve along the defensive line in every game this season
- Recorded four tackles and had his first sack of the season in Week 4 vs. the Colts
- Also added a TFL in the Week 5 win over the Bucs

2019 SEASON (Bears):

- Appeared in five games as a reserve for the Tennessee Titans before being cut and signed by the Chicago Bears
- Appeared in eight games for the Bears, recording 16 tackles, one TFL and 2 passes defended

2018 SEASON (Ravens):

- Started all 16 games for the first time in his career and recorded a career-high 27 tackles, two passes defended and a half-sack for the league's No. 1 overall and No. 2 scoring defense

2017 SEASON (Ravens):

- Started three games and posted four tackles for a unit that led the league in both takeaways (34) and interceptions (22)
- Missed the final 13 games after being placed on injured reserve with a foot injury

2016 SEASON (Ravens):

- Appeared in all 16 games and produced 10 tackles, two passes defended and a single-season career-high two sacks for a defense that allowed the NFL's fifth-fewest rushing yards and ranked seventh overall

2015 SEASON (Ravens):

- Saw his first-career NFL action, playing in six games as a reserve and posting 11 tackles, a sack and a blocked field goal, for the NFL's eighth-ranked defense

2014 SEASON (Ravens):

- Spent his entire rookie season on injured reserve due to a knee injury suffered in training camp

TRANSACTIONS:

- 03/23/2020:** Signed by the Bears/UFA (one-year contract through 2020)
- 10/22/2019:** Signed by the Bears
- 10/19/2019:** Released by the Titans
- 04/26/2019:** Signed by the Titans/UFA (one-year contract through 2019)
- 03/06/2018:** Re-signed with Ravens (one-year contract through 2018)
- 05/19/2014:** Signed/draft choice with Ravens (four-year contract through 2017)

COLLEGE:

- Played in 36 games with 20 starts at Virginia, totaling 75 tackles, 16.5 TFL, 3.0 sacks, two FR, one FF and 11 passes defended

PERSONAL:

- Attended Lorne Park (Mississauga, Ontario) Secondary School, where he was a two-time Toronto Star All-Star
- Also played basketball and junior hockey; played left wing on the best junior hockey team in North America

REGULAR SEASON COMPARISON: DEFENSIVE - NEW ORLEANS SAINTS


DATE	OPP	W/L	GP/GS	TOT	SOLO	ASST	SACK	YDS.	INT	TACKLES				MISC		
										TFL	PD	QBH	TD	FF	FR	
10/21/18	BLT vs. NO	L	5	2	2	0	0.0	0	0	0	0	0	0	0	0	0
TOTALS			0/1	1/1	2	2	0	0.0	0	0	0	0	0	0	0	0

BRENT URBAN'S NFL REGULAR SEASON DEFENSIVE STATISTICS

DATE	TEAM	GP	TACKLES								INTERCEPTIONS				O. FUMB			ST			MISC						
			GS	TK	S	A	TFL	YDS	SK	YDS	QBH	NO	YDS	LG	TD	PD	FF	FR	YDS	TK	S	A	FF	FR	S	A	
2015	Ravens	6	0	11	6	5	1	3	1.0	3.0	1	0	0	0	0	0	0	0	0	0	0	0	0	0	0	0	
2016	Ravens	16	0	10	7	3	3	10	2.0	9.0	2	0	0	0	0	2	0	0	0	0	0	0	0	0	0	0	
2017	Ravens	3	3	4	3	1	1	1	0.0	0.0	0	0	0	0	1	0	0	0	0	0	0	0	0	0	0	0	
2018	Ravens	16	16	27	17	10	2	5	0.5	3.5	1	0	0	0	0	2	0	0	0	0	0	0	0	0	0	0	
2019	Titans	4	0	0	0	0	0	0	0.0	0.0	0	0	0	0	0	0	0	0	0	0	0	0	0	0	0	0	
Went from Tennessee to Chicago.																											
2019	Bears	9	0	16	10	6	1	1	0.0	0.0	1	0	0	0	0	2	0	0	0	0	0	0	0	0	0	0	0
2019	TOTAL	13	0	16	10	6	1	1	0.0	0.0	1	0	0	0	0	2	0	0	0	0	0	0	0	0	0	0	0
2020	Bears	7	0	11	5	6	2	6	1.0	4.0	1	0	0	0	0	1	0	0	0	0	0	0	0	0	0	0	0
NFL TOTALS		61	19	79	48	31	10	26	4.5	19.5	6	0	0	0	0	8	0	0	0	0	0	0	0	0	0	0	0

2020 GAME-BY-GAME REGULAR SEASON STATISTICS (BEARS)

DATE	OPPONENT	P/S	TACKLES								INTERCEPTIONS				O. FUMB			ST			MISC		W/L	SCORE			
			TK	S	A	SK	YDS	TFL	YDS	QBH	NO	YDS	LG	TD	PD	FF	FR	YDS	TK	S	A	FF			FR	S	A
09/13	at Lions	P	1	0	1	0.0	0.0	0	0	0	0	0	0	0	0	0	0	0	0	0	0	0	0	0	0	W	27-23
09/20	Giants	P	2	1	1	0.0	0.0	0	0	0	0	0	0	0	0	0	0	0	0	0	0	0	0	0	0	W	17-13
09/27	at Falcons	P	1	1	0	0.0	0.0	0	0	0	0	0	0	0	1	0	0	0	0	0	0	0	0	0	0	W	30-26
10/04	Colts	P	4	2	2	1.0	4.0	1	4	1	0	0	0	0	0	0	0	0	0	0	0	0	0	0	0	L	11-19
10/08	Buccaneers	P	1	1	0	0.0	0.0	1	2	0	0	0	0	0	0	0	0	0	0	0	0	0	0	0	0	W	20-19
10/18	at Panthers	P	2	0	2	0.0	0.0	0	0	0	0	0	0	0	0	0	0	0	0	0	0	0	0	0	0	W	23-16
10/26	at Rams	P	0	0	0	0.0	0.0	0	0	0	0	0	0	0	0	0	0	0	0	0	0	0	0	0	0	L	10-24
2020 TOTALS		7-0	11	5	6	1.0	4.0	2	6	1	0	0	0	0	1	0	0	0	0	0	0	0	0	0	0	5-2	



JAMES VAUGHTERS

93

Ht: 6-2
DOB: 6/27/93 (27)
Bears Season: 2
Acquired: FA-19

Wt: 255
College: Stanford
NFL Season: 2

LINEBACKER

PRO CAREER:

- In his second full NFL season in 2020

2020 SEASON (Bears):

- Has played in every game this season as a reserve along the defensive front and on special teams
- Has 11 tackles, including two TFLs and two STTs
- Had 1.0 sack for minus-6 yards in the Week 5 win over Tampa Bay and then had another half sack in Week 6 at Carolina

2019 SEASON (Bears):

- Appeared in three games for the Bears on special teams, logging three tackles

KEY TRANSACTIONS:

- 03/14/2018:** Re-signed/UFA with Bears (one-year contract through 2020)
- 09/01-12/30/2019:** Spent majority of season on Bears practice squad, called up to active roster four times
- 02/06/2019:** Signed by the Bears; released (8/31/19)
- 08/15/2016:** Signed by the Chargers; released (9/3/16)
- 01/21/2016:** Signed by the Patriots; released (5/2/16)
- 09/08/2015:** Signed to the Packers practice squad; released (9/30/15)
- 05/08/2015:** Signed by the Packers

COLLEGE:


- Appeared in 55 games at Stanford, totaling 139 tackles, 12.5 sacks, 3 forced fumbles and 3 fumble recoveries.

PERSONAL:

- Played at Tucker High School in Stone Mountain, Ga.
- Ranked nation's fourth-best inside linebacker and 54th overall recruit by Rivals; ranked 44th on ESPN's Top 150

2020 GAME-BY-GAME REGULAR SEASON STATISTICS (BEARS)

DATE	OPPONENT	P/S	TACKLES							INTERCEPTIONS				O. FUMB			ST				MISC		W/L	SCORE				
			TK	S	A	SK	YDS	TFL	YDS	QBH	NO	YDS	LG	TD	PD	FF	FR	YDS	TK	S	A	FF			FR	S	A	
09/13	at Lions	P	2	2	0	0.0	0.0	1	2	0	0	0	0	0	0	0	0	0	0	0	0	0	0	0	0	0	W	27-23
09/20	Giants	P	1	1	0	0.0	0.0	0	0	0	0	0	0	0	0	0	0	0	0	0	0	0	0	0	0	0	W	17-13
09/27	at Falcons	P	2	1	1	0.0	0.0	0	0	0	0	0	0	0	0	0	0	0	0	0	0	0	0	0	0	0	W	30-26
10/04	Colts	P	2	2	0	0.0	0.0	0	0	0	0	0	0	0	0	0	0	0	0	0	0	0	0	0	0	0	L	11-19
10/08	Buccaneers	P	1	1	0	1.0	6.0	1	6	1	0	0	0	0	0	0	0	0	0	0	0	0	0	0	0	0	W	20-19
10/18	at Panthers	P	3	2	1	0.5	4.5	0	0	1	0	0	0	0	0	0	0	0	0	0	0	0	0	0	0	0	W	23-16
10/26	at Rams	P	2	2	0	0.0	0.0	0	0	0	0	0	0	0	0	0	0	0	0	0	0	0	0	0	0	0	L	10-24
2020 TOTALS		7-0	13	11	2	1.5	10.5	2	8	2	0	0	0	0	0	0	0	0	0	0	0	0	0	0	0	0	0	5-2



KINDLE VILDOR

22

Ht: 5-11
DOB: 12/11/97 (22)
Bears Season: R
Acquired: D5b-20

Wt: 183
College: Georgia Southern
NFL Season: R

DEFENSIVE BACK

PRO CAREER:

- Rookie defensive back enters his first year in the NFL
- Selected in the fifth round of the 2020 NFL Draft (163rd overall) by the Bears

2020 SEASON (Bears):

- Has seen action primarily on special teams in Weeks 1-7
- Recorded his first special teams tackle in Week 4 vs. the Colts

TRANSACTIONS:

- **04/25/2020:** Drafted by the Bears (four-year contract through 2023)

COLLEGE:

- Two-time first-team All-Sun Belt Conference selection in 2018 and 2019
- Played in 39 career games, including 36 over his final three seasons, totaling nine INTs, nine TFL and 25 PBUs
- Tallied 27 tackles, including three for loss, to go along with two interceptions and six pass break ups in 2019
- Named a second-team All-American and the Sun Belt Player of the Year by *Pro Football Focus*
- Led the team with four interceptions and logged a team-high 11 pass breakups
- Played in all 12 games in 2017, starting the final five games; had 21 tackles, including 1.5 for loss and a sack on the season
- Logged three interceptions and seven pass break-ups
- Played in 12 games as a true freshman in 2016

PERSONAL:

- Played at North Clayton High for Coach James Zoza
- Named the Defensive MVP at the Cam Newton 7v7 Camp
- Led the team with 892 all-purpose yards and three interceptions as a junior; had 22 tackles, three interceptions, six pass breakups and two fumble recoveries that year as well
- Sport Management major at Georgia Southern

KINDLE VILDOR'S NFL REGULAR SEASON DEFENSIVE STATISTICS

DATE	TEAM	GP	TACKLES							INTERCEPTIONS					O. FUMB			ST			MISC				
			GS	TK	S	A	TFL	YDS	SK	YDS	QBH	NO	YDS	LG	TD	PD	FF	FR	YDS	TK	S	A	FF	FR	S
2020	Bears	7	0	0	0	0	0	0	0.0	0.0	0	0	0	0	0	0	0	0	2	1	1	0	0	0	0
NFL TOTALS		7	0	0	0	0	0	0.0	0.0	0	0	0	0	0	0	0	0	2	1	1	0	0	0	0	


SINGLE-GAME HIGHS: DEFENSIVE

Special Teams Tackles

1 at Los Angeles Rams, Oct 26, 2020
 ...1 more at 1.

2020 GAME-BY-GAME REGULAR SEASON STATISTICS (BEARS)

DATE	OPPONENT	P/S	TACKLES							INTERCEPTIONS					O. FUMB			ST			MISC		W/L	SCORE			
			TK	S	A	SK	YDS	TFL	YDS	QBH	NO	YDS	LG	TD	PD	FF	FR	YDS	TK	S	A	FF			FR	S	A
09/13	at Lions	P	0	0	0	0.0	0.0	0	0	0	0	0	0	0	0	0	0	0	0	0	0	0	0	0	0	W	27-23
09/20	Giants	P	0	0	0	0.0	0.0	0	0	0	0	0	0	0	0	0	0	0	0	0	0	0	0	0	0	W	17-13
09/27	at Falcons	P	0	0	0	0.0	0.0	0	0	0	0	0	0	0	0	0	0	0	0	0	0	0	0	0	0	W	30-26
10/04	Colts	P	0	0	0	0.0	0.0	0	0	0	0	0	0	0	0	0	0	1	1	0	0	0	0	0	L	11-19	
10/08	Buccaneers	P	0	0	0	0.0	0.0	0	0	0	0	0	0	0	0	0	0	0	0	0	0	0	0	0	0	W	20-19
10/18	at Panthers	P	0	0	0	0.0	0.0	0	0	0	0	0	0	0	0	0	0	0	0	0	0	0	0	0	0	W	23-16
10/26	at Rams	P	0	0	0	0.0	0.0	0	0	0	0	0	0	0	0	0	0	1	1	0	0	0	0	0	L	10-24	
2020 TOTALS		7-0	0	0	0	0.0	0.0	0	0	0	0	0	0	0	0	0	0	2	1	1	0	0	0	0	0	5-2	



CODY WHITEHAIR

65

Ht: 6-3
DOB: 7/11/92 (28)
Bears Season: 5
Acquired: D2-16

Wt: 313
College: Kansas State
NFL Season: 5

OFFENSIVE LINEMAN



 '18

PRO CAREER:

- In his fifth NFL season in 2020, starting all 71 games (59 at C, 10 at LG, 2 at RG) for the Bears
- His 71 consecutive starts rank sixth among Bears offensive linemen since 1991
- Paved the way for rookie Jordan Howard to 1,313 rushing yards (2nd in NFL) and also help Howard become the first Chicago Bear to rush for 1,000+ yards in his first two seasons as a Bear

HONORS:

- **2018:** Pro Bowl selection
- **2016:** PFWA All-Rookie Team

2020 SEASON (Bears)

- Has started every game at center; helped the Bears rush for 149 yards in the Week 1 win at Detroit

2019 SEASON (Bears):

- Started 16 games, the first eight at left guard before finishing the season at center for the final eight

2018 SEASON (Bears):

- Named to his first Pro Bowl
- Started 16 games at center; part of an offensive line that allowed just 33 sacks, tied for the third fewest in the NFC
- Started Wild Card playoff game vs. PHI (1/6/19)

2017 SEASON (Bears):

- Started 16 games; played three different positions on the offensive line: 12 at C, 2 at LG, 2 at RG
- Help Jordan Howard become the first Chicago Bear to rush for 1,000+ yards in his first two seasons as a Bear

2016 SEASON (Bears):

- Started all 16 games as a rookie for the Chicago Bears paved the way for rookie Jordan Howard to 1,313 rushing yards (2nd in NFL)
- Helped the Bears to the third most passing yards (gross and net) in franchise history

TRANSACTIONS:

- **09/01/2019:** Re-signed with the Bears (five-year extension through 2024)
- **05/09/2016:** Signed/draft choice with the Bears (four-year contract through 2019)

COLLEGE:

- Team captain and four-time all-Big 12 honoree (2012-15) who started 51-of-52 career games
- Helped the Wildcats compile a 34-18 record en route to a Big 12 Championship (2012) and four bowl berths (2012-15)
- Started all 13 games at left tackle in 2015, earning first-team all-Big 12 honors, the first first-team honor of his career
- Helped K-State rank second nationally in red zone offense (94.5-percent) and 18th in passing yards per completion (14.12)
- Posted 13 starts in 13 games in 2013, earning second team all-Big 12 honors from the league's coaches and Phil Steele

PERSONAL:

- Four-year letter winner at Abilene High School in Abilene, Kansas; named to the All-Kansas Top-11 Team by the Kansas Football Coaches Association (KFBCA) and Varsity Kansas
- Also earned All-Kansas 4A honors from the KFBCA and Varsity Kansas
- Had 140 pancake blocks and recorded 81 total tackles (41 solo, 40 assisted) with 15 sacks during his senior season

CODY WHITEHAIR'S NFL REGULAR SEASON STATISTICS

DATE	TEAM	GP	GS
2016	Bears	16	16
2017	Bears	16	16
2018	Bears	16	16
2019	Bears	16	16
2020	Bears	7	7
NFL TOTALS		71	71

CODY WHITEHAIR'S NFL POSTSEASON STATISTICS

DATE	TEAM	GP	GS
2018	Bears	1	1
NFL TOTALS		1	1

2020 GAME-BY-GAME REGULAR SEASON STATISTICS (BEARS)

DATE	OPPONENT	P/S	W/L	SCORE
09/13	at Lions	S	W	27-23
09/20	Giants	S	W	17-13
09/27	at Falcons	S	W	30-26
10/04	Colts	S	L	11-19
10/08	Buccaneers	S	W	20-19
10/18	at Panthers	S	W	23-16
10/26	at Rams	S	L	10-24
2020 TOTALS		7-7	5-2	


JAVON
WIMS
83
Ht: 6-4
DOB: 9/11/94 (26)
Bears Season: 3
Acquired: D7-18

Wt: 219
College: Georgia
NFL Season: 3

WIDE RECEIVER
PRO CAREER:

- Completed his second season in 2019 after being drafted in the 7th round (224th overall) in the 2018 draft
- Has appeared in 27 games (seven starts), catching 26 passes for 244 yards (9.4 avg) and two touchdowns

2020 SEASON (Bears)

- Caught a 1-yard touchdown pass in the fourth quarter to bring the Bears within one score during the come-from-behind win in Detroit in Week 1
- Caught two passes for 17 yards in the Week 2 win over the Giants

2019 SEASON (Bears):

- Appeared in 16 games (six starts), catching 18 passes for 186 yards (10.3 avg) and one touchdown
- Logged a career-high five catches for 56 yards in the Thanksgiving Day win at the Lions

2018 SEASON (Bears):

- Appeared in four games as a reserve, catching four passes for 32 yards (8.0 avg)

TRANSACTIONS:

- 05/10/2018:** Signed/draft choice with Bears (four-year contract through 2021)

COLLEGE:

- Appeared in 27 games (17 starts) at Georgia in two seasons, recording 62 receptions for 910 yards (14.7 avg) and 8 touchdowns
- Was the leading receiver on a Bulldog team that won the SEC Championship and appeared in the 2017 National Championship

PERSONAL:

- Spent one season playing at Hinds (Miss.) Community College prior to playing at Georgia, catching 47 passes for 779 yards and 9 TDs
- Also spent a season at Belhaven University, catching 7 passes for 55 yards in 6 games
- Played at Ed White High School in Miami, Fla., lettering in basketball and football

REGULAR SEASON COMPARISON: RECEIVING - NEW ORLEANS SAINTS

DATE	OPP	W/L	GP/GS	REC	YDS.	AVG.	TD	LG	TGTS	YAC
10/20/19	CHI vs. NO	L	P	1	6	6.0	1	6t	1	0
TOTALS		0/1	1/0	1	6	6.0	1	6T	1	0

JAVON WIMS' NFL REGULAR SEASON RUSHING/RECEIVING STATISTICS

DATE	TEAM	RECEIVING							RUSHING				
		GP	GS	NO.	YDS.	AVG.	LG	TD	NO.	YDS.	AVG.	LG	TD
2018	Bears	4	0	4	32	8.0	16	0	0	0	0.0	0	0
2019	Bears	16	6	18	186	10.3	37	1	0	0	0.0	0	0
2020	Bears	7	1	4	26	6.5	12	1	0	0	0.0	0	0
NFL TOTALS		27	7	26	244	9.4	37	2	0	0	0.0	0	0

SINGLE-GAME HIGHS: RUSHING/RECEIVING
Receptions

5 at Detroit Lions, Nov 28, 2019

Receiving Yards

56 at Detroit Lions, Nov 28, 2019

...1 more at 56.

Longest Receptions

37 vs. Minnesota Vikings, Sep 29, 2019

Receiving TDs

1 at Detroit Lions, Sep 13, 2020

...1 more at 1.

All-purpose yards

56 at Detroit Lions, Nov 28, 2019

...1 more at 56.

Special Teams Tackles

1 vs. Tampa Bay Buccaneers, Oct 08, 2020

Miscellaneous Tackles

1 at Oakland Raiders, Oct 06, 2019


Most TDs

1 at Detroit Lions, Sep 13, 2020

...1 more at 1.

2020 GAME-BY-GAME REGULAR SEASON STATISTICS (BEARS)

DATE	OPPONENT	P/S	RECEIVING					RUSHING					W/L	SCORE
			NO.	YDS.	AVG.	LG	TD	NO.	YDS.	AVG.	LG	TD		
09/13	at Lions	P	1	1	1.0	1t	1	0	0	0.0	0	0	W	27-23
09/20	Giants	S	2	17	8.5	12	0	0	0	0.0	0	0	W	17-13
09/27	at Falcons	P	0	0	0.0	0	0	0	0	0.0	0	0	W	30-26
10/04	Colts	P	0	0	0.0	0	0	0	0	0.0	0	0	L	11-19
10/08	Buccaneers	P	0	0	0.0	0	0	0	0	0.0	0	0	W	20-19
10/18	at Panthers	P	0	0	0.0	0	0	0	0	0.0	0	0	W	23-16
10/26	at Rams	P	1	8	8.0	8	0	0	0	0.0	0	0	L	10-24
2020 TOTALS		7-1	4	26	6.5	12	1	0	0	0.0	0	0	5-2	


JOSH
WOODS
55
Ht: 6-1
DOB: 7/1/96 (24)
Bears Season: 3
Acquired: UDFA-18

Wt: 227
College: Maryland
NFL Season: 3

LINEBACKER
PRO CAREER:

- Has appeared in 15 career games as a reserve
- Spent the 2018 season on Chicago's practice squad

2020 SEASON (Bears):

- Recorded one STT in the Week 1 win in Detroit; inactive for Week 2
- Had three special teams tackles in Week 4 vs. the Colts

2019 SEASON (Bears):

- Appeared in nine games as a reserve; has recorded five tackles on special teams; inactive for Weeks 1-3 and 7-10

2018 SEASON (Bears):

- Spent 2018 season on Bears practice squad

TRANSACTIONS:

- **01/08/2019:** Signed with Bears
- **09/02/2018:** Signed to Bears practice squad
- **09/01/2018:** Cut by Bears
- **06/07/2018:** Signed with Bears (UDFA)

COLLEGE:

- 2017: Appeared in 10 games (9 starts) Had a career-best season, posting 62 tackles, 4.5 tackles for loss, four pass breakups and two interceptions
- 2016: Appeared in 10 games (5 starts)
- 2015: Appeared in the final six games, primarily on special teams
- 2014: Appeared in the final eight games of the season, primarily on special teams

PERSONAL:

- Played at the McDonogh School in Baltimore, Maryland where he played cornerback and wide receiver
- Helped the Eagles complete an 11-0 season in 2013 culminating in the school's first MIAA A outright title had 35 tackles and four interceptions at safety
- Totaled 35 catches for 800 yards and 10 touchdowns as a wide receiver
- A Maryland Consensus All-State selection and a first team Maryland Private School All-State honoree
- Named a *Baltimore Sun* first team All-Metro selection on defense
- Named to Team Maryland for the 2014 Big 33 Football Classic

JOSH WOODS' NFL REGULAR SEASON DEFENSIVE STATISTICS

DATE	TEAM	GP	TACKLES										INTERCEPTIONS				O. FUMB			ST			MISC				
			GS	TK	S	A	TFL	YDS	SK	YDS	QBH	NO	YDS	LG	TR	PD	FF	FR	YDS	TK	S	A	FF	FR	S	A	
2018	Bears	0	0	0	0	0	0	0	0	0.0	0.0	0	0	0	0	0	0	0	0	0	0	0	0	0	0	0	0
2019	Bears	9	0	0	0	0	0	0	0	0.0	0.0	0	0	0	0	0	0	0	0	5	3	2	0	0	0	0	0
2020	Bears	6	0	0	0	0	0	0	0	0.0	0.0	0	0	0	0	0	0	0	0	4	3	1	0	0	0	0	0
NFL TOTALS		15	0	0	0	0	0	0	0	0.0	0.0	0	0	0	0	0	0	0	0	9	6	3	0	0	0	0	0

2020 GAME-BY-GAME REGULAR SEASON STATISTICS (BEARS)

DATE	OPPONENT	P/S	TACKLES										INTERCEPTIONS				O. FUMB			ST			MISC					
			TK	S	A	SK	YDS	TFL	YDS	QBH	NO	YDS	LG	TR	PD	FF	FR	YDS	TK	S	A	FF	FR	S	A	W/L	SCORE	
09/13	at Lions	P	0	0	0	0.0	0.0	0	0	0	0	0	0	0	0	0	0	0	0	1	0	1	0	0	0	0	W	27-23
09/20	Giants		ON INACTIVE LIST																									
09/27	at Falcons	P	0	0	0	0.0	0.0	0	0	0	0	0	0	0	0	0	0	0	0	0	0	0	0	0	0	0	W	30-26
10/04	Colts	P	0	0	0	0.0	0.0	0	0	0	0	0	0	0	0	0	0	0	0	3	3	0	0	0	0	0	L	17-13
10/08	Buccaneers	P	0	0	0	0.0	0.0	0	0	0	0	0	0	0	0	0	0	0	0	0	0	0	0	0	0	0	W	20-19
10/18	at Panthers	P	0	0	0	0.0	0.0	0	0	0	0	0	0	0	0	0	0	0	0	0	0	0	0	0	0	0	W	23-16
10/26	at Rams	P	0	0	0	0.0	0.0	0	0	0	0	0	0	0	0	0	0	0	0	0	0	0	0	0	0	0	L	10-24
2020 TOTALS		6-0	0	0	0	0.0	0.0	0	0	0	0	0	0	0	0	0	0	0	0	4	3	1	0	0	0	0	0	5-2

CHICAGO BEARS / REGULAR SEASON WEEK 7 / THROUGH MONDAY, OCTOBER 26, 2020

WON 5, LOST 2

09/13	W	27-23	at Detroit	
09/20	W	17-13	N.Y. Giants	
09/27	W	30-26	at Atlanta	
10/04	L	11-19	Indianapolis	
10/08	W	20-19	Tampa Bay	
10/18	W	23-16	at Carolina	5,240
10/26	L	10-24	at L.A. Rams	

2020 TEAM STATISTICS

	CHI	OPP.
FIRST DOWNS	138	152
Rushing	35	43
Passing	89	82
Penalty	14	27
Third Down-Made/Att	33/94	32/101
Third Down Efficiency	35.1%	31.7%
Fourth Down-Made/Att	4/9	6/9
Fourth Down Efficiency	44.4%	66.7%
TOTAL NET YARDS	2,156	2,394
Avg. Per Game	308.0	342.0
Total Plays	450	461
Avg. Per Play	4.8	5.2
NET YARDS RUSHING	589	838
Avg. Per Game	84.1	119.7
Total Rushes	157	193
Avg. Per Rush	3.8	4.3
NET YARDS PASSING	1,567	1,556
Avg. Per Game	223.9	222.3
Sacked/Yards Lost	15/132	16/99
Gross Yards	1,699	1,655
Attempts/Completions	278/174	252/148
Pct. of Completion	62.6%	58.7%
Had Intercepted	9	5
PUNTS/AVERAGE	33/46.0	27/46.9
Net Punting Average	40.4	43.6
PUNT RETURN/AVG.	7/4.3	14/10.3
KICKOFF RETURN/AVG.	21/27.6	14/24.4
INTERCEPTION RETURN/AVG.	5/5.0	9/9.7
PENALTIES/YARDS	51/483	49/462
FUMBLES/BALL LOST	6/0	6/4
TOUCHDOWNS	15	12
Rushing	2	6
Passing	12	6
Returns	1	0
EXTRA POINTS/ATTEMPTS	13/13	11/12
TWO POINT CONVERSION/ATT.	1/2	0/0
FIELD GOALS/ATTEMPTS	11/13	19/24
AVG. TIME OF POSSESSION	30:07	29:53

SCORE BY PERIODS

	Q1	Q2	Q3	Q4	OT	PTS
TEAM	23	43	7	65	0	138
OPPONENTS	36	35	43	26	0	140

SCORING

	TD	RU	PA	RT	K-PAT	FG	2PT	S	PTS
C. Santos	0	0	0	0	13/13	11/13	0	0	46
J. Graham	4	0	4	0	0/0	0/0	0	0	24
D. Montgomery	2	1	1	0	0/0	0/0	1	0	14
A. Miller	2	0	2	0	0/0	0/0	0	0	12
A. Robinson II	2	0	2	0	0/0	0/0	0	0	12
N. Foles	1	1	0	0	0/0	0/0	0	0	6
E. Jackson	1	0	0	1	0/0	0/0	0	0	6
C. Kmet	1	0	1	0	0/0	0/0	0	0	6
D. Mooney	1	0	1	0	0/0	0/0	0	0	6
J. Wims	1	0	1	0	0/0	0/0	0	0	6
TEAM	15	2	12	1	13/13	11/13	1	0	138
OPPONENTS	12	6	6	0	11/12	19/24	0	0	140

	NO.	YDS	AVG	LONG	TD
RUSHING					
D. Montgomery	36	393	10.9	43	1
M. Trubisky	8	87	10.9	45	0
T. Cohen	14	74	5.3	17	0
C. Patterson	25	71	2.8	13	0
A. Miller	1	9	9.0	9	0
A. Robinson II	1	-1	-1.0	-1	0
N. Foles	11	-1	-0.1	-1	0
D. Mooney	1	-3	-3.0	-3	0
TEAM	157	589	3.8	45	2
OPPONENTS	193	838	4.3	37	6

	TAR	NO.	YDS	AVG	LONG	TD
RECEIVING						
A. Robinson II	70	44	544	12.4	42	2
D. Mooney	37	21	236	11.2	33	1
J. Graham	42	27	234	8.7	29	4
A. Miller	41	19	189	9.9	28t	2
D. Montgomery	33	25	184	7.4	28t	1
C. Patterson	13	11	77	7.0	25	0
C. Kmet	7	5	77	15.4	38	1
D. Harris	14	7	45	6.4	9	0
T. Cohen	9	6	41	6.8	20	0
T. Ginn Jr.	6	3	40	13.3	29	0
J. Wims	7	4	26	6.5	12	1
B. Massie	1	1	4	4.0	4	0
R. Nall	1	1	2	2.0	2	0
TEAM	271	174	1,699	9.8	42	12
OPPONENTS	242	148	1,655	11.2	63	6

	NO.	YDS	AVG	LONG	TD
INTERCEPTIONS					
T. Gipson Sr.	2	10	5.0	9	0
D. Bush	1	10	10.0	10	0
K. Fuller	1	5	5.0	5	0
D. Houston-Carson	1	0	0.0	0	0
TEAM	5	25	5.0	10	0
OPPONENTS	9	87	9.7	34	0

	FUM	LST	FF	REC	TD
FUMBLES					
B. Massie	0	0	0	1	0
A. Miller	1	0	0	2	0
D. Mooney	1	0	0	1	0
M. Trubisky	1	0	0	0	0
C. Leno Jr.	0	0	0	1	0
T. Ginn Jr.	1	0	0	1	0
N. Foles	1	0	0	0	0
J. Graham	1	0	0	0	0
TEAM	6	0	0	6	0
OPPONENTS	6	4	0	1	0

	NO.	YDS	AVG	NET	TB	IN	LG	B
PUNTING								
P. O'Donnell	33	1,518	46.0	40.4	2	15	64	0
TEAM	33	1,518	46.0	40.4	2	15	64	0
OPPONENTS	27	1,266	46.9	43.6	3	13	63	0

	RET	FC	YDS	AVG	LONG	TD
PUNT RETURNS						
T. Ginn Jr.	5	1	24	4.8	10	0
A. Miller	1	1	6	6.0	6	0
T. Cohen	1	3	0	0.0	0	0
TEAM	7	5	30	4.3	10	0
OPPONENTS	14	10	144	10.3	21	0

	NO.	YDS	AVG	LONG	TD
KICKOFF RETURNS					
C. Patterson	19	562	29.6	47	0
R. Nall	2	18	9.0	10	0
TEAM	21	580	27.6	47	0
OPPONENTS	14	342	24.4	35	0

	1-19	20-29	30-39	40-49	50+
FIELD GOALS					
C. Santos	0/0	2/2	6/6	2/3	1/2
TEAM	0/0	2/2	6/6	2/3	1/2
OPPONENTS	0/0	7/7	8/8	4/6	0/3

C. Santos: (35G, 28C) (34G, 50WL) (46WL, 35C) (27C) (47G, 38C) (31G, 55G, 31C) (42C)
 OPP: (27G, 32G, 44G, 55WR) (57WL, 39G, 37C) (29G, 36G, 48WL) (21G, 30G, 44C, 30C)
 (39G, 35G, 46G, 25C) (21G, 20G, 54WR, 48C) (22C, 48B)

2-PT Conv: D. Montgomery 1, **TM** 1-2, **OPP** 0-0

SACKS: K. Mack 5.5, A. Hicks 3.5, J. Vaughters 1.5, B. Mingo 1.5, B. Urban 1.0, B. Nichols 1.0, M. Edwards Jr. 1.0, R. Quinn 1.0, **TM** 16.0, **OPP** 15.0 **FUM/LOST:** A. Miller 1/0, T. Ginn Jr. 1/0, J. Graham 1/0, N. Foles 1/0, D. Mooney 1/0, M. Trubisky 1/0, **TM** 6/0, **OPP** 6/4

	PASSING	ATT	CMP	YDS	CMP%	YDS/ATT	TD	TD%	INT	INT%	LONG	SACK	LOST	RATING
N. Foles		192	123	1,139	64.1	5.9	6	3.1	6	3.1	42	8/	74	77.6
M. Trubisky		86	51	560	59.3	6.5	6	7.0	3	3.5	28t	7/	58	87.4
TEAM		278	174	1,699	62.6	6.1	12	4.3	9	3.2	42	15/	132	80.6
OPPONENTS		252	148	1,655	58.7	6.6	6	2.4	5	2.0	63	16/	99	78.1

**2020 REGULAR SEASON CHICAGO BEARS DEFENSIVE STATS
(THROUGH WEEK 7)**

POS.	PLAYER	TKL	AST.	TOTAL	TFL	SACKS/YDS.	PR	FR	FF	INT./YDS.	PD
LB	R. Smith	45	16	61	8	0.0/0.0	0	0	0	0/0	4
DB	E. Jackson	32	9	41	1	0.0/0.0	0	1	1	0/0	0
LB	D. Trevathan	28	13	41	0	0.0/0.0	0	0	0	0/0	1
DB	T. Gipson Sr.	26	9	35	0	0.0/0.0	0	0	0	2/10	4
DB	B. Skrine	27	6	33	1	0.0/0.0	0	0	0	0/0	2
DB	K. Fuller	27	3	30	0	0.0/0.0	0	0	1	1/5	5
DT	A. Hicks	17	9	26	7	3.5/23.5	11	1	0	0/0	1
LB	K. Mack	15	10	25	7	5.5/39.5	9	1	1	0/0	1
DB	J. Johnson	18	5	23	0	0.0/0.0	0	0	0	0/0	10
LB	B. Mingo	8	7	15	3	1.5/5.5	3	0	0	0/0	1
DT	B. Nichols	7	7	14	4	1.0/8.0	5	0	0	0/0	1
LB	J. Vaughters	11	2	13	2	1.5/10.5	2	0	0	0/0	0
DE	B. Urban	5	6	11	2	1.0/4.0	1	0	0	0/0	1
DE	R. Robertson-Harris	7	2	9	1	0.0/0.0	5	0	0	0/0	0
DE	M. Edwards Jr.	4	1	5	3	1.0/3.0	3	0	0	0/0	0
LB	R. Quinn	3	2	5	0	1.0/5.0	1	1	2	0/0	0
DT	J. Jenkins	1	4	5	0	0.0/0.0	0	0	0	0/0	0
DB	D. Houston-Carson	2	0	2	0	0.0/0.0	0	0	0	1/0	2
DB	D. Bush	1	0	1	0	0.0/0.0	0	0	0	1/10	1
BEARS TOTALS		284	111	395	39	16.0/99.0	40	4	5	5/25	34
OPP. TOTALS		262	125	387	27	15.0/132.0	47	0	5	9/86	44

Ast.=Assist, TFL=Tackle for a Loss, PR=Pressures, INT.=Interception, FR=Fumble Recovery, FF=Forced Fumble, PD=Pass Defense

2020 BEARS SPECIAL TEAMS						DEFENSIVE STATS BY RANK									
POS.	PLAYER	TKL	AST.	COMB.	FF/FR/BL	SACKS		INTERCEPTIONS		TACKLES FOR LOSS		PASSES DEFENSED		PRESSURES	
						PLAYER	NO.	PLAYER	NO.	PLAYER	NO.	PLAYER	NO.	PLAYER	NO.
LB	Iyegbuniewe, Joel	3	2	5	0 0 0	K. Mack	5.5	T. Gipson Sr.	2	R. Smith	8	J. Johnson	10	A. Hicks	11
DB	McManis, Sherrick	3	1	4	0 0 0	A. Hicks	3.5	D. Bush	1	A. Hicks	7	K. Fuller	5	K. Mack	9
WR	Patterson, Cordarrelle	3	1	4	0 0 0	B. Mingo	1.5	K. Fuller	1	K. Mack	7	T. Gipson Sr.	4	B. Nichols	5
LB	Woods, Josh	3	1	4	0 0 0	J. Vaughters	1.5	D. Houston-Carson	1	B. Nichols	4	R. Smith	4	R. Robertson-Harris	5
DB	Houston-Carson, DeAndre	3	0	3	0 0 0	M. Edwards Jr.	1.0			M. Edwards Jr.	3	D. Houston-Carson	2	M. Edwards Jr.	3
DB	Bush, Deon	2	0	2	0 0 0	B. Nichols	1.0			B. Mingo	3	B. Skrine	2	B. Mingo	3
LB	Vaughters, James	2	0	2	0 0 0	R. Quinn	1.0			B. Urban	2	D. Bush	1	J. Vaughters	2
TE	Holtz, J.P.	1	1	2	0 0 0	B. Urban	1.0			J. Vaughters	2	A. Hicks	1	R. Quinn	1
LB	Mingo, Barkevious	1	1	2	0 0 0					E. Jackson	1	K. Mack	1	B. Urban	1
DB	Vildor, Kindle	1	1	2	0 0 0					R. Robertson-Harris	1	B. Mingo	1		
RB	Nail, Ryan	1	0	1	0 0 0					B. Skrine	1	B. Nichols	1		
TE	Harris, Demetrius	0	1	1	0 0 0							D. Trevathan	1		
RB	Pierce, Artavis	0	1	1	0 0 0							B. Urban	1		
WR	Wims, Javon	0	1	1	0 0 0										
DE	Robertson-Harris, Roy	0	0	0	0 0 1										
TOTALS		23	11	34	0 0 1										

2020 REGULAR SEASON CHICAGO BEARS PLAYER PARTICIPATION																						
PLAYERS	DET	NYG	ATL	IND	TB	CAR	LAR	NO	TEN	MIN	GB	DET	HOU	MIN	JAX	GB	GP	GS	DNP	IN		
	9/13	9/20	9/27	10/4	10/8	10/18	10/26	11/1	11/8	11/16	11/29	12/6	12/13	12/20	12/27	1/3						
Adams, Rodney	^	^	^	^	^	^	PS										0	0	0	0		
Anderson, Abdullah	PS	^	^	^	^	^	^										0	0	0	0		
Bars, Alex	P	P	P	P	P	P	P										7	0	0	0		
Beckner, Terry	^	^	^	PS	PS	PS	PS										0	0	0	0		
Bond, Devante	^	P	Active	Active	P	PSIR	PSIR										2	0	0	0		
Bray, Tyler	PS	PS	PS	N	PS	PS	PS										0	0	0	1		
Burns, Artie	IR	IR	IR	IR	IR	IR	IR										0	0	0	0		
Bush, Deon	P	P	P	P	N	N	P										5	0	0	2		
Christian, Marqui	R/SUS	R/SUS	^	^	^	^	PS										0	0	0	0		
Clark, Darian	IR	IR	IR	IR	IR	IR	IR										0	0	0	0		
Cohen, Tarik	P	P	P	IR	IR	IR	IR										3	0	0	0		
Coward, Rashaad	P	P	P	P	P	RT	OL										7	2	0	0		
Crawford, Xavier	PS	PS	PS	PS	PS	PS	PS										0	0	0	0		
Daniels, James	C	C	C	C	C	IR	IR										5	5	0	0		
Davis, Reggie	PS	PS	PS	PS	PS	PS	PS										0	0	0	0		
Denmark, Stephen	PS	PS	PS	PS	^	^	^										0	0	0	0		
Edwards Jr., Mario	N	P	P	P	P	P	P										6	0	0	1		
Eiselen, Dieter	^	PS	PS	PS	PS	PS	PS										0	0	0	0		
Finch, Sharif	^	^	^	^	^	PS	^										0	0	0	0		
Foles, Nick	X	X	P	QB	QB	QB	QB										5	4	2	0		
Fuller, Kyle	CB	CB	CB	CB	CB	CB	DB										7	7	0	0		
Ginn Jr., Ted	P	N	P	WR	P	P	P										6	1	0	1		
Gipson Sr., Tashaun	S	S	S	S	S	S	DB										7	7	0	0		
Gipson, Trevis	P	N	N	P	N	N	N										2	0	0	5		
Graham, Jimmy	TE	TE	TE	TE	TE	TE	TE										7	7	0	0		
Hambright, Arlington	N	N	N	N	N	N	N										0	0	0	7		
Harris, Demetrius	P	TE	TE	TE	P	TE	TE										7	5	0	0		
Hicks, Akiem	DT	DT	DT	DT	DT	DT	DT										7	7	0	0		
Holtz, J.P.	TE	P	P	P	P	P	P										7	1	0	0		
Horsted, Jesper	PS	PS	PS	PS	PS	PS	PS										0	0	0	0		
Houston-Carson, D.	P	P	P	P	P	P	P										7	0	0	0		
Ifedi, Germain	RG	RG	RG	RG	RG	RG	OL										7	7	0	0		
Irving, Isaiah	NF	^	^	^	^	^	^										0	0	0	0		
Ivins, Thomas	PS	PS	PS	PS	PS	PS	PS										0	0	0	0		
Iyegbuniewe, Joel	P	P	P	P	P	P	P										7	0	0	0		
Jackson, Eddie	S	S	S	S	S	S	DB										7	7	0	0		
Jenkins, John	P	P	IR	IR	IR	P	P										4	0	0	0		
Johnson, Jaylon	CB	CB	CB	CB	CB	CB	DB										7	7	0	0		
Joseph, Michael	IR	IR	IR	IR	IR	IR	R/C19										0	0	0	0		
Kmet, Cole	P	P	TE	TE	TE	P	TE										7	4	0	0		
Leno Jr., Charles	LT	LT	LT	LT	LT	LT	OL										7	7	0	0		
London, LaCale	PS	PS	PS	PS	PS	PS	PS										0	0	0	0		
Mack, Khalil	OLB	OLB	OLB	OLB	OLB	OLB	LB										7	7	0	0		
Mack, Ledarius	^	PS	PS	PS	PS	PS	PS										0	0	0	0		
Massie, Bobby	RT	RT	RT	RT	RT	RT	OL										7	7	0	0		
McCullers, Daniel	^	^	N	N	N	PS	PS										0	0	0	3		
McManis, Sherrick	P	P	P	N	N	P	N										4	0	0	3		
Miller, Anthony	P	P	P	P	P	PR	P										7	1	0	0		
Miller, Lamar	^	^	^	PS	PS	PS	PS										0	0	0	0		
Mingo, Barkevious	OLB	OLB	OLB	P	P	P	P										7	3	0	0		
Montgomery, David	RB	RB	RB	RB	RB	RB	RB										7	7	0	0		
Mooney, Darnell	P	WR	P	P	P	P	P										7	1	0	0		
Mustipher, Sam	PS	PS	PS	PS	PS	P	P										2	0	0	0		
Nall, Ryan	P	P	P	P	P	P	P										7	0	0	0		
Nichols, Bilal	NT	NT	NT	NT	NT	NT	DT										7	7	0	0		
O'Donnell, Pat	P	P	P	P	P	P	P										7	0	0	0		
Patterson, C.	P	P	P	P	WR	P	P										7	1	0	0		
Pierce, Artavis	PS	PS	PS	N	X	P	N										1	0	1	2		
Pineiro, Eddy	IR	IR	IR	IR	IR	IR	IR										0	0	0	0		
Quinn, Robert	P	P	P	OLB	OLB	OLB	LB										7	4	0	0		
Ridley, Riley	N	N	N	N	N	N	N										0	0	0	7		
Roberson, Tre	R/NFIN	R/NFIN	R/NFIN	R/NFIN	R/NFIN	R/NFIN	R/NFIN										0	0	0	0		
Roberson-Harris, R.	DE	DE	DE	DE	P	P	DE										7	5	0	0		
Robinson II, Allen	WR	WR	WR	WR	WR	WR	WR										7	7	0	0		
Santos, Cairo	P	P	P	P	P	P	P										7	0	0	0		
Saubert, Eric	N	^	^	^	^	^	^										0	0	0	1		
Scales, Patrick	P	P	P	P	P	P	P										7	0	0	0		
Shelley, Duke	N	N	N	P	P	N	P										3	0	0	4		
Simmons, Lachavious	PS	PS	PS	PS	PS	PS	PS										0	0	0	0		
Skrme, Buster	P	P	P	P	CB	CB	P										7	2	0	0		
Smith, Rashad	PS	^	^	^	^	^	^										0	0	0	0		
Smith, Roquan	ILB	ILB	ILB	ILB	ILB	ILB	LB										7	7	0	0		
Spriggs, Jason	P	X	X	X	X	X	X										2	0	5	0		
Te'o, Manti	^	^	^	^	^	^	PS										0	0	0	0		
Traore, Badara	PS	PS	PS	PS	PS	R/C19	PS										0	0	0	0		
Trevathan, Danny	ILB	ILB	ILB	ILB	ILB	ILB	LB										7	7	0	0		
Trubisky, Mitchell	QB	QB	QB	X	X	X	X										3	3	4	0		
Urban, Brent	P	P	P	P	P	P	P										7	0	0	0		
Vaughters, James	P	P	P	P	P	P	P										7	0	0	0		
Vildor, Kindle	P	P	P	P	P	P	P										7	0	0	0		
Whitehair, Cody	C	C	C	C	C	C	OL										7	7	0	0		
Wims, Javon	P	WR	P	P	P	P	P										7	1	0	0		
Woods, Josh	P	N	P	P	P	P	P										6	0	0	1		

LEGEND:

CAPS=Starter, P=Player was a substitution, X=Did Not Play (Non-injury), N=On Inactive List, PS=Practice Squad, IR=Injured Reserve, NF=Non-Football Injury (NF), R/C19=Reserve/COVID-19, R/NFIN=Reserve/NFIN, R/SUS=Reserve/League Susp., NOT=Not on Roster, PSIR=Practice Squad/Injured Reserve, ^=With Other Team



2020 REGULAR SEASON CHICAGO BEARS WEEK-BY-WEEK LEADERS (THROUGH WEEK 7)																												
DATE	OPPONENT	SCORING		RUSHING YARDS			RECEPTIONS			RECEIVING YARDS		TACKLES		SOLO TACKLES		SACKS		INTERCEPTIONS		FORCED FUMBLES		RECOVERED FUMBLES		PASSING YARDS		CARRIES		
		PLAYER	NO.	PLAYER	NO.	PLAYER	NO.	PLAYER	NO.	PLAYER	NO.	PLAYER	NO.	PLAYER	NO.	PLAYER	NO.	PLAYER	NO.	PLAYER	NO.	PLAYER	NO.	PLAYER	NO.	PLAYER	NO.	PLAYER
09/13	at Detroit	C. Santos	3	D. Montgomery	64	A. Robinson II	5	A. Miller	76	T. Gipson Sr.	7	R. Smith	7	R. Smith	5	A. Hicks	1.0	K. Fuller	1					M. Trubisky	242	D. Montgomery	13	
09/20	N.Y. Giants	D. Montgomery D. Mooney	6	D. Montgomery	82	A. Robinson II	3	D. Montgomery	45	R. Smith	8	E. Jackson	7	A. Hicks	1.0	D. Bush	1	R. Quinn	1	K. Mack	1	M. Trubisky	190	D. Montgomery	16			
09/27	at Atlanta	J. Graham	12	D. Montgomery M. Trubisky	45	A. Robinson II	10	A. Robinson II	123	E. Jackson	7	E. Jackson	5	A. Hicks	1.5	T. Gipson Sr.	1							N. Foles	188	D. Montgomery	14	
10/04	Indianapolis	A. Robinson II	6	D. Montgomery	27	A. Robinson II	7	A. Robinson II	101	R. Smith	13	R. Smith	11	B. Urban	1.0	--	--	--	--	--	--	--	--	N. Foles	249	D. Montgomery	10	
10/08	Tampa Bay	C. Santos	8	D. Montgomery	29	A. Robinson II	10	A. Robinson II	90	D. Trevathan	8	D. Trevathan	7	K. Mack	2.0	--	--	--	--	--	--	--	--	N. Foles	243	D. Montgomery	10	
10/18	at Carolina	C. Santos	11	D. Montgomery	58	A. Robinson II	5	A. Robinson II	53	R. Smith	12	R. Smith	7	K. Mack	1.0	D. Houston-Carson	1	E. Jackson	1	A. Hicks	1	N. Foles	198	D. Montgomery	19			
10/26	at L.A. Rams	E. Jackson	6	D. Montgomery	48	D. Montgomery J. Graham	5	A. Robinson II	70	E. Jackson	9	E. Jackson	8	K. Mack	1.0	--	--	--	--	--	--	--	--	K. Mack	261	D. Montgomery	14	
11/01	New Orleans	--	--	--	--	--	--	--	--	--	--	--	--	--	--	--	--	--	--	--	--	--	--	--	--	--	--	
11/08	at Tennessee	--	--	--	--	--	--	--	--	--	--	--	--	--	--	--	--	--	--	--	--	--	--	--	--	--	--	
11/16	Minnesota	--	--	--	--	--	--	--	--	--	--	--	--	--	--	--	--	--	--	--	--	--	--	--	--	--	--	
11/23	at Green Bay	--	--	--	--	--	--	--	--	--	--	--	--	--	--	--	--	--	--	--	--	--	--	--	--	--	--	
12/06	Detroit	--	--	--	--	--	--	--	--	--	--	--	--	--	--	--	--	--	--	--	--	--	--	--	--	--	--	
12/13	Houston	--	--	--	--	--	--	--	--	--	--	--	--	--	--	--	--	--	--	--	--	--	--	--	--	--	--	
12/20	at Minnesota	--	--	--	--	--	--	--	--	--	--	--	--	--	--	--	--	--	--	--	--	--	--	--	--	--	--	
12/27	at Jacksonville	--	--	--	--	--	--	--	--	--	--	--	--	--	--	--	--	--	--	--	--	--	--	--	--	--	--	
01/03	Green Bay	--	--	--	--	--	--	--	--	--	--	--	--	--	--	--	--	--	--	--	--	--	--	--	--	--	--	
MOST TIMES LED (INCLUDING TIES)		C. SANTOS	3	D. MONTGOMERY	7	A. ROBINSON II	6	A. ROBINSON II	5	R. SMITH	4	E. JACKSON	4	K. MACK	4	T. GIPSON SR.	2	R. QUINN	2	K. MACK	1	A. HICKS	1	N. FOLES	5	D. MONTGOMERY	7	





(AS OF OCT 29, 2020, 3:14 AM CDT)													2020 : REGULAR SEASON				
DATE	OPPONENT	W/L/T	BEARS						OPPONENTS						POINT DIFF	OVERALL RECORD	
			1ST	2ND	3RD	4TH	OT	TOTAL	1ST	2ND	3RD	4TH	OT	TOTAL			
9/13	at Detroit	W	3	3	0	21	--	27	3	10	10	0	--	23	4	1-0	
9/20	N.Y. Giants	W	10	7	0	0	--	17	0	0	3	10	--	13	4	2-0	
9/27	at Atlanta	W	3	7	0	20	--	30	6	10	10	0	--	26	4	3-0	
10/4	Indianapolis	L	0	3	0	8	--	11	7	6	3	3	--	19	-8	3-1	
10/8	Tampa Bay	W	0	14	0	6	--	20	10	3	3	3	--	19	1	4-1	
10/18	at Carolina	W	7	6	7	3	--	23	3	3	0	10	--	16	7	5-1	
10/26	at L.A. Rams	L	0	3	0	7	--	10	7	3	14	0	--	24	-14	5-2	
11/1	New Orleans	--	--	--	--	--	--	--	--	--	--	--	--	--	--	--	
11/8	at Tennessee	--	--	--	--	--	--	--	--	--	--	--	--	--	--	--	
11/16	Minnesota	--	--	--	--	--	--	--	--	--	--	--	--	--	--	--	
11/29	at Green Bay	--	--	--	--	--	--	--	--	--	--	--	--	--	--	--	
12/6	Detroit	--	--	--	--	--	--	--	--	--	--	--	--	--	--	--	
12/13	Houston	--	--	--	--	--	--	--	--	--	--	--	--	--	--	--	
12/20	at Minnesota	--	--	--	--	--	--	--	--	--	--	--	--	--	--	--	
12/27	at Jacksonville	--	--	--	--	--	--	--	--	--	--	--	--	--	--	--	
1/3	Green Bay	--	--	--	--	--	--	--	--	--	--	--	--	--	--	--	
2020 TOTALS			5-2	23	43	7	65	--	138	36	35	43	26	--	140	-2	5-2
AVG/GAME			3.3	6.1	1.0	9.3	--	19.7	5.1	5.0	6.1	3.7	--	20.0	-0.3		

DATE	OPPONENT	CHI +/- RATIO	CHI TAKES	POINTS OFF TAKES	CHI GIVES	POINTS OFF GIVES	POINTS OFF TO RATIO
09/13	at Detroit	+1	1 (0 FUM, 1 INT)	7	0 (0 FUM, 0 INT)	0	+7
09/20	N.Y. Giants	0	2 (1 FUM, 1 INT)	3	2 (0 FUM, 2 INT)	6	-3
09/27	at Atlanta	-1	1 (0 FUM, 1 INT)	0	2 (0 FUM, 2 INT)	3	-3
10/04	Indianapolis	-1	0 (0 FUM, 0 INT)	0	1 (0 FUM, 1 INT)	3	-3
10/08	Tampa Bay	0	1 (1 FUM, 0 INT)	7	1 (0 FUM, 1 INT)	7	0
10/18	at Carolina	+2	3 (1 FUM, 2 INT)	7	1 (0 FUM, 1 INT)	0	+7
10/26	at L.A. Rams	-1	1 (1 FUM, 0 INT)	7	2 (0 FUM, 2 INT)	7	0
11/01	New Orleans	--	--	--	--	--	--
11/08	at Tennessee	--	--	--	--	--	--
11/16	Minnesota	--	--	--	--	--	--
11/29	at Green Bay	--	--	--	--	--	--
12/06	Detroit	--	--	--	--	--	--
12/13	Houston	--	--	--	--	--	--
12/20	at Minnesota	--	--	--	--	--	--
12/27	at Jacksonville	--	--	--	--	--	--
01/03	Green Bay	--	--	--	--	--	--
TOTALS		0	9 (4 FUM, 5 INT)	31	9 (0 FUM, 9 INT)	26	+5



2020 REGULAR SEASON - DEFENSIVE TAKEAWAYS

DATE	OPPONENT	TAKEAWAY	QTR.	SCORE	YD-LINE	RESULT
09/13	at Detroit	K. Fuller INT (M. Stafford)	4	20-23	DET-42	TD
09/20	N.Y. Giants	K. Mack FR (R. Quinn FF) D. Bush INT (D. Jones)	1	7-0	NYG-20	FG
			2	10-0	CHI-24	Punt
09/27	at Atlanta	T. Gipson Sr. INT (M. Ryan)	4	30-26	CHI-24	EOG
10/04	Indianapolis	None				
10/08	Tampa Bay	R. Quinn FR (K. Fuller FF)	2	7-13	TB-27	TD
10/18	at Carolina	T. Gipson Sr. INT (T. Bridgewater) A. Hicks FR (E. Jackson FF) D. Houston-Carson INT (T. Bridgewater)	1	0-0	CAR-16	TD
			3	13-6	CAR-26	INT
			4	23-16	CAR-35	EOG
10/26	at L.A. Rams	E. Jackson FR (R. Quinn FF)	4	3-10	LA-8	TD
11/01	New Orleans	--	--	--	--	--
11/08	at Tennessee	--	--	--	--	--
11/16	Minnesota	--	--	--	--	--
11/29	at Green Bay	--	--	--	--	--
12/06	Detroit	--	--	--	--	--
12/13	Houston	--	--	--	--	--
12/20	at Minnesota	--	--	--	--	--
12/27	at Jacksonville	--	--	--	--	--
01/03	Green Bay	--	--	--	--	--

2020 REGULAR SEASON - OFFENSIVE GIVEAWAYS

DATE	OPPONENT	GIVEAWAY	QTR.	SCORE	YD-LINE	RESULT
9/13	at Detroit	None				
9/20	N.Y. Giants	M. Trubisky INT (J. Love) M. Trubisky INT (J. Bradberry IV)	3	17-0	CHI-38	FG
			4	17-10	NYG-35	FG
9/27	at Atlanta	M. Trubisky INT (B. Wreh-Wilson) N. Foles INT (D. Dennard: touchback)	3	10-23	CHI-42	FG
			3	10-26	ATL-(-6)	Punt
10/4	Indianapolis	N. Foles INT (J. Blackmon)	4	3-16	IND-7	FG
10/8	Tampa Bay	N. Foles INT (C. Davis III)	1	0-3	TB-16	TD
10/18	at Carolina	N. Foles INT (J. Chinn)	3	13-6	CAR-9	Missed FG
10/26	at L.A. Rams	N. Foles INT (T. Rapp: touchback) N. Foles INT (J. Ramsey)	3	3-17	LA-(-8)	TD
			4	10-24	CHI-41	Punt
11/01	New Orleans	--	--	--	--	--
11/08	at Tennessee	--	--	--	--	--
11/16	Minnesota	--	--	--	--	--
11/29	at Green Bay	--	--	--	--	--
12/06	Detroit	--	--	--	--	--
12/13	Houston	--	--	--	--	--
12/20	at Minnesota	--	--	--	--	--
12/27	at Jacksonville	--	--	--	--	--
01/03	Green Bay	--	--	--	--	--

2020 REGULAR SEASON - TURNOVERS

Offense:	9 Giveaways 26 Points (2 TD, 4 FG)	Ratio
Defense:	9 Takeaways 31 Points (4 TD, 1 FG)	0 (9 takes, 9 gives)
Special Teams:	0 Giveaways 0 Points (0 TD, 0 FG)	Points Off Turnovers Ratio
	0 Takeaways 0 Points (0 TD, 0 FG)	+5 (31 scored, 26 allowed)



BEARS 2020 REGULAR SEASON THIRD DOWN EFFICIENCY

Date	Opponent	BEARS										Total
		3rd & 1	3rd & 2	3rd & 3	3rd & 4	3rd & 5	3rd & 6	3rd & 7	3rd & 8	3rd & 9	3rd & 10+	
09/13	at Detroit	0 / 1	1 / 1	0 / 0	0 / 1	0 / 1	0 / 0	0 / 3	0 / 0	0 / 1	1 / 3	2 / 11
09/20	N.Y. Giants	2 / 2	2 / 3	1 / 1	0 / 1	1 / 1	0 / 3	2 / 2	1 / 1	0 / 1	0 / 1	9 / 16
09/27	at Atlanta	1 / 1	0 / 1	1 / 1	0 / 0	0 / 2	0 / 2	0 / 1	2 / 4	0 / 1	0 / 2	4 / 15
10/04	Indianapolis	1 / 2	1 / 2	0 / 1	1 / 2	0 / 1	0 / 1	1 / 2	0 / 0	0 / 0	0 / 3	4 / 14
10/08	Tampa Bay	0 / 0	0 / 1	1 / 1	0 / 0	0 / 0	0 / 1	1 / 1	0 / 1	1 / 2	0 / 3	3 / 10
10/18	at Carolina	1 / 1	0 / 1	0 / 2	1 / 1	1 / 1	1 / 1	1 / 1	0 / 0	2 / 4	0 / 2	7 / 14
10/26	at L.A. Rams	1 / 1	1 / 1	0 / 0	1 / 2	0 / 1	1 / 2	0 / 1	0 / 1	0 / 1	0 / 4	4 / 14
12/31	New Orleans	--	--	--	--	--	--	--	--	--	--	--
12/31	at Tennessee	--	--	--	--	--	--	--	--	--	--	--
12/31	Minnesota	--	--	--	--	--	--	--	--	--	--	--
12/31	at Green Bay	--	--	--	--	--	--	--	--	--	--	--
12/31	Detroit	--	--	--	--	--	--	--	--	--	--	--
12/31	Houston	--	--	--	--	--	--	--	--	--	--	--
12/31	at Minnesota	--	--	--	--	--	--	--	--	--	--	--
12/31	at Jacksonville	--	--	--	--	--	--	--	--	--	--	--
12/31	Green Bay	--	--	--	--	--	--	--	--	--	--	--
TOTALS		6 / 8	5 / 10	3 / 6	3 / 7	2 / 7	2 / 10	5 / 11	3 / 7	3 / 10	1 / 18	33 / 94
		75.0%	50.0%	50.0%	42.9%	28.6%	20.0%	45.5%	42.9%	30.0%	5.6%	35.1%
		3RD & 1-3: 14 / 24 = 58.3%			3RD & 4-6: 7 / 24 = 29.2%			3RD & 7-10+: 12 / 46 = 26.1%				



2020 REGULAR SEASON FOURTH DOWN EFFICIENCY													
Date	Opponent	BEARS						OPPONENT					
		4th & 1	4th & 2	4th & 3	4th & 4	4th & 5+	Total	4th & 1	4th & 2	4th & 3	4th & 4	4th & 5+	Total
09/13	at Detroit	1 / 1	0 / 0	0 / 0	0 / 0	0 / 1	1 / 2	0 / 0	0 / 0	0 / 0	0 / 0	0 / 0	0 / 0
09/20	N.Y. Giants	0 / 0	1 / 1	0 / 0	0 / 0	0 / 0	1 / 1	2 / 2	0 / 0	0 / 0	1 / 1	0 / 0	3 / 3
09/27	at Atlanta	0 / 0	0 / 0	0 / 0	0 / 0	1 / 2	1 / 2	0 / 0	0 / 0	0 / 0	0 / 0	0 / 0	0 / 0
10/04	Indianapolis	0 / 0	0 / 0	0 / 0	0 / 0	0 / 0	0 / 0	1 / 1	0 / 0	0 / 0	0 / 0	0 / 1	1 / 2
10/08	Tampa Bay	0 / 0	0 / 0	0 / 0	0 / 0	0 / 0	0 / 0	1 / 1	0 / 0	0 / 0	0 / 0	0 / 1	1 / 2
10/18	at Carolina	0 / 0	0 / 0	0 / 0	0 / 0	0 / 0	0 / 0	1 / 1	0 / 1	0 / 0	0 / 0	0 / 0	1 / 2
10/26	at L.A. Rams	0 / 1	0 / 0	1 / 1	0 / 1	0 / 1	1 / 4	0 / 0	0 / 0	0 / 0	0 / 0	0 / 0	0 / 0
11/01	New Orleans	--	--	--	--	--	--	--	--	--	--	--	--
11/08	at Tennessee	--	--	--	--	--	--	--	--	--	--	--	--
11/16	Minnesota	--	--	--	--	--	--	--	--	--	--	--	--
11/29	at Green Bay	--	--	--	--	--	--	--	--	--	--	--	--
12/06	Detroit	--	--	--	--	--	--	--	--	--	--	--	--
12/13	Houston	--	--	--	--	--	--	--	--	--	--	--	--
12/20	at Minnesota	--	--	--	--	--	--	--	--	--	--	--	--
12/27	at Jacksonville	--	--	--	--	--	--	--	--	--	--	--	--
01/03	Green Bay	--	--	--	--	--	--	--	--	--	--	--	--
TOTALS		1 / 2	1 / 1	1 / 1	0 / 1	1 / 4	4 / 9	5 / 5	0 / 1	0 / 0	1 / 1	0 / 2	6 / 9
		50.0%	100.0%	100.0%	0.0%	25.0%	44.4%	100.0%	0.0%	0.0%	100.0%	0.0%	66.7%



BEARS 2020 REGULAR SEASON INSIDE 20 EFFICIENCY

		BEARS																	
Date	Opponent	Pos	TD	PAT	2-Pt.	Miss	PAT	FG	FGA	MFG	INT	Fum	Dwns	Drive Ends			Score	Pts/	
														Half	Game	Pts	TD%	Pct.	Poss
09/13	at Detroit	4	2	2	0	0	2	2	2	0	0	0	0	0	0	20	50.0	100.0	5.0
09/20	N.Y. Giants	2	1	1	0	0	1	1	1	0	0	0	0	0	0	10	50.0	100.0	5.0
09/27	at Atlanta	4	2	1	0	0	1	1	1	0	0	0	1	0	0	16	50.0	75.0	4.0
10/04	Indianapolis	2	1	0	1	0	1	1	1	0	0	0	0	0	0	11	50.0	100.0	5.5
10/08	Tampa Bay	3	2	2	0	0	1	1	1	0	0	0	0	0	0	17	66.7	100.0	5.7
10/18	at Carolina	4	2	2	0	0	2	2	2	0	0	0	0	0	0	20	50.0	100.0	5.0
10/26	at L.A. Rams	2	0	0	0	0	0	0	0	0	1	0	1	0	0	0	0.0	0.0	0.0
11/01	New Orleans	--	--	--	--	--	--	--	--	--	--	--	--	--	--	--	--	--	--
11/08	at Tennessee	--	--	--	--	--	--	--	--	--	--	--	--	--	--	--	--	--	--
11/16	Minnesota	--	--	--	--	--	--	--	--	--	--	--	--	--	--	--	--	--	--
11/29	at Green Bay	--	--	--	--	--	--	--	--	--	--	--	--	--	--	--	--	--	--
12/06	Detroit	--	--	--	--	--	--	--	--	--	--	--	--	--	--	--	--	--	--
12/13	Houston	--	--	--	--	--	--	--	--	--	--	--	--	--	--	--	--	--	--
12/20	at Minnesota	--	--	--	--	--	--	--	--	--	--	--	--	--	--	--	--	--	--
12/27	at Jacksonville	--	--	--	--	--	--	--	--	--	--	--	--	--	--	--	--	--	--
01/03	Green Bay	--	--	--	--	--	--	--	--	--	--	--	--	--	--	--	--	--	--
TOTALS		21	10	8	1	0	8	8	0	1	0	2	0	0	0	94	47.6	85.7	4.5

OPPONENT 2020 REGULAR SEASON INSIDE 20 EFFICIENCY

		OPPONENT																	
Date	Opponent	Pos	TD	PAT	2-Pt.	Miss	PAT	FG	FGA	MFG	INT	Fum	Dwns	Drive Ends			Score	Pts/	
														Half	Game	Pts	TD%	Pct.	Poss
09/13	at Detroit	5	2	2	0	0	2	2	2	0	0	0	0	0	1	20	40.0	80.0	4.0
09/20	N.Y. Giants	3	1	1	0	0	1	1	1	0	0	0	0	0	1	10	33.3	66.7	3.3
09/27	at Atlanta	4	2	1	0	1	2	2	2	0	0	0	0	0	0	19	50.0	100.0	4.8
10/04	Indianapolis	4	1	1	0	0	3	3	3	0	0	0	0	0	0	16	25.0	100.0	4.0
10/08	Tampa Bay	3	1	1	0	0	2	2	2	0	0	0	0	0	0	13	33.3	100.0	4.3
10/18	at Carolina	3	1	1	0	0	2	2	2	0	0	0	0	0	0	13	33.3	100.0	4.3
10/26	at L.A. Rams	4	3	3	0	0	1	1	1	0	0	0	0	0	0	24	75.0	100.0	6.0
11/01	New Orleans	--	--	--	--	--	--	--	--	--	--	--	--	--	--	--	--	--	--
11/08	at Tennessee	--	--	--	--	--	--	--	--	--	--	--	--	--	--	--	--	--	--
11/16	Minnesota	--	--	--	--	--	--	--	--	--	--	--	--	--	--	--	--	--	--
11/29	at Green Bay	--	--	--	--	--	--	--	--	--	--	--	--	--	--	--	--	--	--
12/06	Detroit	--	--	--	--	--	--	--	--	--	--	--	--	--	--	--	--	--	--
12/13	Houston	--	--	--	--	--	--	--	--	--	--	--	--	--	--	--	--	--	--
12/20	at Minnesota	--	--	--	--	--	--	--	--	--	--	--	--	--	--	--	--	--	--
12/27	at Jacksonville	--	--	--	--	--	--	--	--	--	--	--	--	--	--	--	--	--	--
01/03	Green Bay	--	--	--	--	--	--	--	--	--	--	--	--	--	--	--	--	--	--
TOTALS		26	11	10	0	1	13	13	0	0	0	0	0	0	2	115	42.3	92.3	4.4



BEARS 2020 REGULAR SEASON GOAL-TO-GO

		BEARS																	
Date	Opponent	Pos	TD	PAT	2-Pt.	PAT	FG	FGA	MFG	INT	Fum	Dwns	Half	Game	Pts	TD%	Pct.	Pts/Poss	
09/13	at Detroit	2	2	2	0	0	0	0	0	0	0	0	0	0	14	100.0	100.0	7.0	
09/20	N.Y. Giants	0	0	0	0	0	0	0	0	0	0	0	0	0	0	0.0	0.0	0.0	
09/27	at Atlanta	3	2	1	0	0	0	0	0	0	0	1	0	0	13	66.7	66.7	4.3	
10/04	Indianapolis	0	0	0	0	0	0	0	0	0	0	0	0	0	0	0.0	0.0	0.0	
10/08	Tampa Bay	1	1	0	0	0	0	0	0	0	0	0	0	0	6	100.0	100.0	6.0	
10/18	at Carolina	2	2	1	0	0	0	0	0	0	0	0	0	0	13	100.0	100.0	6.5	
10/26	at L.A. Rams	1	0	0	0	0	0	0	0	0	0	1	0	0	0	0.0	0.0	0.0	
11/01	New Orleans	--	--	--	--	--	--	--	--	--	--	--	--	--	--	--	--	--	
11/08	at Tennessee	--	--	--	--	--	--	--	--	--	--	--	--	--	--	--	--	--	
11/16	Minnesota	--	--	--	--	--	--	--	--	--	--	--	--	--	--	--	--	--	
11/29	at Green Bay	--	--	--	--	--	--	--	--	--	--	--	--	--	--	--	--	--	
12/06	Detroit	--	--	--	--	--	--	--	--	--	--	--	--	--	--	--	--	--	
12/13	Houston	--	--	--	--	--	--	--	--	--	--	--	--	--	--	--	--	--	
12/20	at Minnesota	--	--	--	--	--	--	--	--	--	--	--	--	--	--	--	--	--	
12/27	at Jacksonville	--	--	--	--	--	--	--	--	--	--	--	--	--	--	--	--	--	
01/03	Green Bay	--	--	--	--	--	--	--	--	--	--	--	--	--	--	--	--	--	
TOTALS		9	7	4	0	0	0	0	0	0	0	2	0	0	46	77.8	77.8	5.1	

2020 REGULAR SEASON GXG DRIVES

DATE	OPPONENT	STARTING QB	POS	STD	DPAT	2-PTM	2PTFG	GAM	MFBK	FGPUNT	INT	FUMSAF	DFWNSH	FGMPT	STD%	SCORE	%PTS	PTS/POSS				
9/13	at Detroit	M. Trubisky	12	3	0	0	2	2	0	0	5	0	0	1	1	0	27	25.0	41.7	2.25		
9/20	N.Y. Giants	M. Trubisky	9	2	2	0	0	1	2	1	0	3	2	0	0	0	17	22.2	33.3	1.89		
9/27	at Atlanta	M. Trubisky	14	4	3	1	0	1	2	1	0	4	2	0	0	1	0	30	28.6	35.7	2.14	
10/4	Indianapolis	N. Foles	11	1	0	1	1	1	1	0	0	7	1	0	0	0	1	0	11	9.1	18.2	1.00
10/8	Tampa Bay	N. Foles	11	2	2	0	0	2	2	0	0	5	1	0	0	0	1	20	18.2	36.4	1.82	
10/18	at Carolina	N. Foles	11	2	2	0	0	3	3	0	0	4	1	0	0	0	1	23	18.2	45.5	2.09	
10/26	at L.A. Rams	N. Foles	11	0	1	0	0	1	1	0	0	5	2	0	0	3	0	0	3	0.0	9.1	0.27
11/1	New Orleans	--	--	--	--	--	--	--	--	--	--	--	--	--	--	--	--	--	--	--	--	--
11/8	at Tennessee	--	--	--	--	--	--	--	--	--	--	--	--	--	--	--	--	--	--	--	--	--
11/16	Minnesota	--	--	--	--	--	--	--	--	--	--	--	--	--	--	--	--	--	--	--	--	--
11/29	at Green Bay	--	--	--	--	--	--	--	--	--	--	--	--	--	--	--	--	--	--	--	--	--
12/6	Detroit	--	--	--	--	--	--	--	--	--	--	--	--	--	--	--	--	--	--	--	--	--
12/13	Houston	--	--	--	--	--	--	--	--	--	--	--	--	--	--	--	--	--	--	--	--	--
12/20	at Minnesota	--	--	--	--	--	--	--	--	--	--	--	--	--	--	--	--	--	--	--	--	--
12/27	at Jacksonville	--	--	--	--	--	--	--	--	--	--	--	--	--	--	--	--	--	--	--	--	--
1/3	Green Bay	--	--	--	--	--	--	--	--	--	--	--	--	--	--	--	--	--	--	--	--	--
M. TRUBISKY TOTALS:			35	9	8	1	0	4	6	2	0	12	4	0	0	2	1	1	74	25.7	37.1	2.11
N. FOLES TOTALS:			44	5	5	1	1	7	7	0	0	21	5	0	0	3	1	2	57	11.4	27.3	1.30
2020 TOTALS			79	14	13	2	1	11	13	2	0	33	9	0	0	5	2	3	131	17.7	31.6	1.66

Report only includes Starting QB stats.

OPPONENTS GXG DRIVES

DATE	OPPONENT	STARTING QB	POS	STD	DPAT	2-PTM	2PTFG	GAM	MFBK	FGPUNT	INT	FUMSAF	DFWNSH	FGMPT	STD%	SCORE	%PTS	PTS/POSS				
9/13	at Detroit	M. Stafford	12	2	2	0	0	3	4	1	0	4	1	0	0	0	1	23	16.7	41.7	1.92	
9/20	N.Y. Giants	D. Jones	10	1	1	0	0	2	3	1	0	3	1	1	0	0	0	1	13	10.0	30.0	1.30
9/27	at Atlanta	M. Ryan	14	3	3	0	0	2	3	1	0	6	1	0	0	0	1	0	26	21.4	35.7	1.86
10/4	Indianapolis	P. Rivers	11	1	1	0	0	4	4	0	0	5	0	0	1	0	0	19	9.1	45.5	1.73	
10/8	Tampa Bay	T. Brady	11	1	1	0	0	4	4	0	0	3	0	1	0	1	1	0	19	9.1	45.5	1.73
10/18	at Carolina	T. Bridgewater	11	1	1	0	0	3	4	1	0	1	2	1	0	1	1	0	16	9.1	36.4	1.45
10/26	at L.A. Rams	J. Goff	13	3	3	0	0	1	2	1	1	5	0	1	0	0	1	1	24	23.1	30.8	1.85
11/1	New Orleans	--	--	--	--	--	--	--	--	--	--	--	--	--	--	--	--	--	--	--	--	--
11/8	at Tennessee	--	--	--	--	--	--	--	--	--	--	--	--	--	--	--	--	--	--	--	--	--
11/16	Minnesota	--	--	--	--	--	--	--	--	--	--	--	--	--	--	--	--	--	--	--	--	--
11/29	at Green Bay	--	--	--	--	--	--	--	--	--	--	--	--	--	--	--	--	--	--	--	--	--
12/6	Detroit	--	--	--	--	--	--	--	--	--	--	--	--	--	--	--	--	--	--	--	--	--
12/13	Houston	--	--	--	--	--	--	--	--	--	--	--	--	--	--	--	--	--	--	--	--	--
12/20	at Minnesota	--	--	--	--	--	--	--	--	--	--	--	--	--	--	--	--	--	--	--	--	--
12/27	at Jacksonville	--	--	--	--	--	--	--	--	--	--	--	--	--	--	--	--	--	--	--	--	--
1/3	Green Bay	--	--	--	--	--	--	--	--	--	--	--	--	--	--	--	--	--	--	--	--	--
2020 TOTALS			82	12	12	0	0	19	24	5	1	27	5	4	0	3	4	3	140	14.6	37.8	1.71

Report only includes Starting QB stats.

BEARS 2020 REGULAR SEASON SCORING DRIVES											
DATE	OPPONENT	ACQUIRED	DRIVE				FIRST		SCORING PLAY	CHI OPP	
			START	PLAYS	YARDS	Q TIME	DOWNS				
09/13	at Detroit	Kickoff	CHI 25	10	58	Q1 5:00	3	C. Santos: 35-yard FG	3	3	
		Kickoff	CHI 23	8	67	Q2 3:31	4	C. Santos: 28-yard FG	6	6	
		Kickoff	CHI 41	11	59	Q3 4:40	4	Q4: J. Graham: 2-yard pass from M. Trubisky	13	23	
		Missed FG	CHI 45	5	55	Q4 1:04	4	J. Wims: 1-yard pass from M. Trubisky	20	23	
		Interception	DET 37	2	37	Q4 0:41	2	A. Miller: 27-yard pass from M. Trubisky	27	23	
09/20	N.Y. Giants	Kickoff	CHI 18	12	82	Q1 7:35	4	D. Montgomery: 28-yard pass from M. Trubisky	7	0	
		Fumble	NYG 20	4	4	Q1 1:36	0	C. Santos: 34-yard FG	10	0	
		Punt	CHI 20	11	80	Q2 5:15	5	D. Mooney: 15-yard pass from M. Trubisky	17	0	
09/27	at Atlanta	Kickoff	CHI 25	12	58	Q1 7:00	4	C. Santos: 35-yard FG	3	6	
		Kickoff	CHI 25	7	75	Q2 2:47	4	J. Graham: 2-yard pass from M. Trubisky	10	16	
		Punt	CHI 38	9	62	Q4 2:50	4	J. Graham: 3-yard pass from N. Foles	16	26	
		Punt	CHI 45	3	55	Q4 0:59	2	A. Robinson II: 37-yard pass from N. Foles	23	26	
		Punt	ATL 44	5	44	Q4 2:06	2	A. Miller: 28-yard pass from N. Foles	30	26	
10/04	Indianapolis	Punt	CHI 7	9	84	Q2 4:55	3	C. Santos: 27-yard FG	3	7	
		Kickoff	CHI 10	8	90	Q4 2:12	5	A. Robinson II: 16-yard pass from N. Foles	11	19	
10/08	Tampa Bay	Kickoff	CHI 25	10	75	Q2 5:15	5	D. Montgomery: 3-yard run	7	13	
		Fumble	TB 27	4	27	Q2 0:55	2	J. Graham: 12-yard pass from N. Foles	14	13	
		Punt	CHI 12	12	59	Q3 7:13	4	Q4: C. Santos: 47-yard FG	17	16	
		Punt	CHI 48	9	32	Q4 1:08	2	C. Santos: 38-yard FG	20	19	
10/18	at Carolina	Interception	CAR 7	3	7	Q1 1:36	1	C. Kmet: 9-yard pass from N. Foles	7	0	
		Punt	CHI 39	11	48	Q2 5:58	4	C. Santos: 31-yard FG	10	3	
		Kickoff	CHI 25	9	38	Q2 1:58	4	C. Santos: 55-yard FG	13	6	
		Missed FG	CHI 44	10	56	Q3 4:29	5	N. Foles: 1-yard run	20	6	
10/26	at L.A. Rams	Kickoff	CHI 25	10	62	Q4 3:52	4	C. Santos: 31-yard FG	23	13	
		Kickoff	CHI 18	8	58	Q1 4:44	2	Q2: C. Santos: 42-yard FG	3	7	
11/01	New Orleans	--	--	--	--	--	--	--	--		
11/08	at Tennessee	--	--	--	--	--	--	--	--		
11/16	Minnesota	--	--	--	--	--	--	--	--		
11/29	at Green Bay	--	--	--	--	--	--	--	--		
12/06	Detroit	--	--	--	--	--	--	--	--		
12/13	Houston	--	--	--	--	--	--	--	--		
12/20	at Minnesota	--	--	--	--	--	--	--	--		
12/27	at Jacksonville	--	--	--	--	--	--	--	--		
01/03	Green Bay	--	--	--	--	--	--	--	--		
AVG			8.1	54.9	3:34.36	3.3					
TOTALS			202	1,372	89:19	83					



BEARS OPPONENTS 2020 REGULAR SEASON SCORING DRIVES											
DATE	OPPONENT	ACQUIRED	DRIVE			FIRST			SCORING PLAY	CHI	OPP
			START	PLAYS	YARDS	Q TIME	DOWN				
09/13	at Detroit	Downs	DET 35	7	56	Q1 2:27	3	M. Prater: 27-yard FG	0	3	
		Punt	DET 13	12	73	Q2 5:11	4	M. Prater: 32-yard FG	3	6	
		Punt	CHI 48	4	48	Q2 0:21	3	D. Swift: 1-yard run	6	13	
		Kickoff	DET 28	8	72	Q3 4:23	5	T. Hockenson: 4-yard pass from M. Stafford	6	20	
		Punt	DET 10	8	64	Q3 4:10	4	M. Prater: 44-yard FG	6	23	
09/20	N.Y. Giants	Interception	CHI 25	4	4	Q3 1:31	0	G. Gano: 39-yard FG	17	3	
		Punt	NYG 5	11	95	Q3 4:39	7	Q4: D. Lewis: 1-yard run	17	10	
		Interception	NYG 34	10	47	Q4 4:31	4	G. Gano: 37-yard FG	17	13	
09/27	at Atlanta	Missed FG	ATL 36	3	64	Q1 1:09	2	H. Hurst: 1-yard pass from M. Ryan	0	6	
		Punt	ATL 36	12	53	Q2 6:18	4	Y. Koo: 29-yard FG	3	9	
		Punt	ATL 38	5	62	Q2 1:17	2	B. Hill: 35-yard run	3	16	
		Kickoff	ATL 25	7	75	Q3 2:26	5	T. Gurley II: 10-yard run	10	23	
		Interception	CHI 19	4	1	Q3 0:55	0	Y. Koo: 36-yard FG	10	26	
10/04	Indianapolis	Punt	IND 47	6	53	Q1 3:35	3	M. Alie-Cox: 13-yard pass from P. Rivers	0	7	
		Kickoff	IND 30	14	67	Q2 5:37	5	R. Blankenship: 21-yard FG	3	10	
		Punt	IND 45	8	43	Q2 1:59	2	R. Blankenship: 30-yard FG	3	13	
		Punt	IND 20	10	54	Q3 5:11	2	R. Blankenship: 44-yard FG	3	16	
		Interception	IND 22	13	66	Q4 7:12	4	R. Blankenship: 30-yard FG	3	19	
10/08	Tampa Bay	Kickoff	TB 25	11	54	Q1 5:12	3	R. Succop: 39-yard FG	0	3	
		Interception	50 yard line	5	50	Q1 2:31	2	M. Evans: 2-yard pass from T. Brady	0	10	
		Punt	TB 10	13	73	Q2 6:56	5	R. Succop: 35-yard FG	0	13	
		Punt	TB 32	5	40	Q3 3:11	1	R. Succop: 46-yard FG	14	16	
		Kickoff	TB 27	10	66	Q4 5:45	4	R. Succop: 25-yard FG	17	19	
10/18	at Carolina	Kickoff	CAR 25	14	72	Q1 6:33	6	J. Slye: 21-yard FG	7	3	
		Kickoff	CAR 25	13	73	Q2 6:09	6	J. Slye: 20-yard FG	10	6	
		Kickoff	CAR 25	9	75	Q3 3:33	5	Q4: M. Davis: 1-yard run	20	13	
		Kickoff	CAR 35	5	35	Q4 1:33	1	J. Slye: 48-yard FG	23	16	
10/26	at L.A. Rams	Punt	LAR 48	7	52	Q1 2:38	4	J. Reynolds: 4-yard pass from J. Goff	0	7	
		Punt	LAR 38	6	58	Q2 3:10	2	S. Sloman: 22-yard FG	3	10	
		Punt	LAR 45	7	55	Q3 2:21	5	M. Brown: 1-yard run	3	17	
		Interception	LAR 20	8	80	Q3 3:33	5	G. Everett: 12-yard pass from J. Goff	3	24	
11/01	New Orleans	--	--	--	--	--	--	--	--		
11/08	at Tennessee	--	--	--	--	--	--	--	--		
11/16	Minnesota	--	--	--	--	--	--	--	--		
11/29	at Green Bay	--	--	--	--	--	--	--	--		
12/06	Detroit	--	--	--	--	--	--	--	--		
12/13	Houston	--	--	--	--	--	--	--	--		
12/20	at Minnesota	--	--	--	--	--	--	--	--		
12/27	at Jacksonville	--	--	--	--	--	--	--	--		
01/03	Green Bay	--	--	--	--	--	--	--	--		
AVG				8.4	57.4	3:44.42	3.5				
TOTALS				259	1,780	115:57	108				



2020 REGULAR SEASON									
		OFFENSE				DEFENSE			
DATE	OPPONENT	TOTAL	RUSH	PASS	*POINTS SCORED	TOTAL	RUSH	PASS	*POINTS SCORED
09/13	at Detroit	17	7	20	T-9	29	T-23	27	T-16
09/20	N.Y. Giants	23	T-9	29	T-21	16	11	19	T-3
09/27	at Atlanta	17	11	23	20	15	17	17	9
10/04	Indianapolis	24	20	21	25	8	16	9	7
10/08	Tampa Bay	27	27	23	27	9	16	10	4
10/18	at Carolina	28	28	23	27	7	14	10	7
10/26	at L.A. Rams	29	32	25	27	10	15	8	7

*Points per game





2020 REGULAR SEASON - BIG PASS PLAYS (20+ YARDS)												
DATE	OPPONENT	QTR	BEARS PLAYER	YDS.	DOWN	RESULT	QTR	OPP. PLAYER	YDS.	DOWN	RESULT	
09/13	at Detroit	2	Mitchell Trubisky -> Allen Robinson II	22	1-10-CHI 23	Field Goal	1	Matthew Stafford -> Quintez	20	1-10-CHI 31	Field Goal	
		3	II	22	1-10-DET 41	Touchdown	2	Cephus	26	1-10-DET 13	Field Goal	
		4	Mitchell Trubisky -> Allen Robinson II	27	1-10-DET 27	Touchdown	2	Matthew Stafford -> Marvin Hall	21	3-10- 50	Field Goal	
			Mitchell Trubisky -> Anthony Miller	T			4	Matthew Stafford -> T.J. Hockenson	32	3-7-CHI 48	End Game	
							Matthew Stafford -> Danny Amendola					
09/20	N.Y. Giants	1	Mitchell Trubisky -> David Montgomery	28	3-7-NYG 28	Touchdown	2	Daniel Jones -> Sterling Shepard	24	1-10-NYG 25	Missed FG	
				T			3	Daniel Jones -> Golden Tate III	20	1-10-NYG 23	Touchdown	
							4	Daniel Jones -> Evan Engram	22	3-10-NYG 40	End Game	
09/27	at Atlanta	3	Nick Foles -> Tarik Cohen	20	2-10-ATL 45	Interception	1	Matt Ryan -> Calvin Ridley	63	1-10-ATL 36	Touchdown	
		4	Nick Foles -> Jimmy Graham	29	3-8-ATL 38	Downs	3	Matt Ryan -> Calvin Ridley	24	1-10-CHI 34	Touchdown	
		4	Nick Foles -> Ted Ginn Jr.	29	4-6-CHI 42	Touchdown	3	Matt Ryan -> Brian Hill	22	1-10-ATL 33	Punt	
		4	Nick Foles -> Allen Robinson II	37	2-6-ATL 37	Touchdown						
		4	Nick Foles -> Anthony Miller	T	3-8-ATL 28	Touchdown						
				28								
				T								
10/04	Indianapolis	2	Nick Foles -> Darnell Mooney	33	1-10-CHI 7	Field Goal	1	Philip Rivers -> Zach Pascal	36	3-9-IND 46	Touchdown	
		2	Nick Foles -> Allen Robinson II	27	2-8-CHI 42	Field Goal	3	Philip Rivers -> Marcus Johnson	27	3-3-IND 27	Field Goal	
		4	Nick Foles -> Allen Robinson II	25	1-10-CHI 21	Touchdown						
		4	Nick Foles -> Allen Robinson II	22	1-10-IND 38	Touchdown						
10/08	Tampa Bay	1	Nick Foles -> Allen Robinson II	24	1-10-CHI 25	Interception	1	Tom Brady -> Tyler Johnson	35	2-4-CHI 44	Touchdown	
		2	Nick Foles -> Cordarrelle Patterson	25	1-10-TB 28	Touchdown	3	Tom Brady -> Cameron Brate	20	3-15-TB 45	Punt	
							4	Tom Brady -> Rob Gronkowski	23	2-11- 50	Field Goal	
10/18	at Carolina	4	Nick Foles -> Allen Robinson II	23	3-9-CAR 49	Field Goal	1	Teddy Bridgewater -> DJ Moore	22	1-15-CAR 20	Field Goal	
							3	Teddy Bridgewater -> Robby Anderson	20	3-3-CAR 10	Fumble	
							3	Anderson	39	2-10-CAR 20	Missed FG	
							4	Teddy Bridgewater -> Robby Anderson	38	1-10-CAR 35	Field Goal	
								Teddy Bridgewater -> DJ Moore				
10/26	at L.A. Rams	1	Nick Foles -> Cole Kmet	38	1-10-CHI 18	Field Goal	2	Jared Goff -> Johnny Mundt	34	1-10-CHI 46	Field Goal	
		4	Nick Foles -> Allen Robinson II	42	1-10-CHI 38	Downs	3	Jared Goff -> Josh Reynolds	21	3-5- 50	Touchdown	
11/01	New Orleans	--	--	--	--	--	--	--	--	--	--	
11/08	at Tennessee	--	--	--	--	--	--	--	--	--	--	
11/16	Minnesota	--	--	--	--	--	--	--	--	--	--	
11/29	at Green Bay	--	--	--	--	--	--	--	--	--	--	
12/06	Detroit	--	--	--	--	--	--	--	--	--	--	
12/13	Houston	--	--	--	--	--	--	--	--	--	--	
12/20	at Minnesota	--	--	--	--	--	--	--	--	--	--	
12/27	at Jacksonville	--	--	--	--	--	--	--	--	--	--	
01/03	Green Bay	--	--	--	--	--	--	--	--	--	--	

TOTALS 18 - 501 (27.8), 4 TDS

22 - 613 (27.9), 0 TDS





DATE	OPPONENT	RUSHES				RECEPTIONS				RETURNS			
		GAIN	PLAYER	QTR	RESULT	GAIN	PLAYER	QTR	RESULT	GAIN	PLAYER	QTR	RESULT
09/13	at Detroit	13	Cordarrelle Patterson	1	Downs	22	Allen Robinson II	2	FG	36	Cordarrelle Patterson (KR)	2	Half
		16	Tarik Cohen	1	FG	22	Allen Robinson II	3	TD	45	Cordarrelle Patterson (KR)	3	TD
		10	David Montgomery	3	Punt	27t	Anthony Miller	4	TD				
		20	Mitchell Trubisky	4	Punt								
09/20	N.Y. Giants	10	Cordarrelle Patterson	2	Punt	28t	David Montgomery	1	TD	30	Cordarrelle Patterson (KR)	3	Punt
		11	David Montgomery	4'	Miss FG					30	Cordarrelle Patterson (KR)	4	INT
		10	David Montgomery	4'	Miss FG								
		12	Mitchell Trubisky	4'	Miss FG								
		23	David Montgomery	4	Miss FG								
09/27	at Atlanta	17	Tarik Cohen	1	Miss FG	20	Tarik Cohen	3	INT	40	Cordarrelle Patterson (KR)	3	INT
		45	Mitchell Trubisky	2	TD	29	Jimmy Graham	4	Downs				
		10	David Montgomery	4	TD	29	Ted Cinn Jr.	4	TD				
		11	David Montgomery	4	Game	37t	Allen Robinson II	4	TD				
						28t	Anthony Miller	4	TD				
10/04	Indianapolis					33	Darnell Mooney	2'	FG				
						27	Allen Robinson II	2'	FG				
						25	Allen Robinson II	4'	TD				
						22	Allen Robinson II	4	TD				
						24	Allen Robinson II	1	INT	32	Cordarrelle Patterson (KR)	1	Punt
10/08	Tampa Bay					25	Cordarrelle Patterson	2	TD	47	Cordarrelle Patterson (KR)	1	Punt
										40	Cordarrelle Patterson (KR)	3	Punt
10/18	at Carolina	11	David Montgomery	3	TD	23	Allen Robinson II	4	FG				
		12	David Montgomery	4	FG								
10/26	at L.A. Rams	11	David Montgomery	3	INT	38	Cole Kmet	1	FG				
						42	Allen Robinson II	4	Downs				
11/01	New Orleans	--	--	--	--	--	--	--	--	--	--	--	
11/08	at Tennessee	--	--	--	--	--	--	--	--	--	--	--	
11/16	Minnesota	--	--	--	--	--	--	--	--	--	--	--	
11/29	at Green Bay	--	--	--	--	--	--	--	--	--	--	--	
12/06	Detroit	--	--	--	--	--	--	--	--	--	--	--	
12/13	Houston	--	--	--	--	--	--	--	--	--	--	--	
12/20	at Minnesota	--	--	--	--	--	--	--	--	--	--	--	
12/27	at Jacksonville	--	--	--	--	--	--	--	--	--	--	--	
01/03	Green Bay	--	--	--	--	--	--	--	--	--	--	--	

-- result within the same drive



LONGEST DRIVE

Most Plays (Bears)	12 plays vs. N.Y. Giants (09/20) 12 plays at Atlanta (09/27) 12 plays vs. Tampa Bay (10/08)	82 yards, 7:35, Touchdown 58 yards, 7:00, Field Goal 59 yards, 7:13, Field Goal
Most Plays (Opponent)	14 plays vs. Indianapolis (10/04) 14 plays at Carolina (10/18)	67 yards, 5:37, Field Goal 72 yards, 6:33, Field Goal
Most Yards (Bears)	90 yards vs. Indianapolis (10/04)	8 plays, 2:12, Touchdown
Most Yards (Opponent)	95 yards vs. N.Y. Giants (09/20)	11 plays, 4:39, Touchdown
Most Time (Bears)	7:35 vs. N.Y. Giants (09/20)	12 plays, 82 yards, Touchdown
Most Time (Opponent)	7:12 vs. Indianapolis (10/04)	13 plays, 66 yards, Field Goal

LONGEST TOUCHDOWN DRIVE

Most Plays (Bears)	12 plays vs. N.Y. Giants (09/20)	82 yards, 7:35
Most Plays (Opponent)	11 plays vs. N.Y. Giants (09/20)	95 yards, 4:39
Most Yards (Bears)	90 yards vs. Indianapolis (10/04)	8 plays, 2:12
Most Yards (Opponent)	95 yards vs. N.Y. Giants (09/20)	11 plays, 4:39
Most Time (Bears)	7:35 vs. N.Y. Giants (09/20)	12 plays, 82 yards
Most Time (Opponent)	4:39 vs. N.Y. Giants (09/20)	11 plays, 95 yards

LONGEST FIELD GOAL DRIVE

Most Plays (Bears)	12 plays at Atlanta (09/27) 12 plays vs. Tampa Bay (10/08)	58 yards, 7:00 59 yards, 7:13
Most Plays (Opponent)	14 plays vs. Indianapolis (10/04) 14 plays at Carolina (10/18)	67 yards, 5:37 72 yards, 6:33
Most Yards (Bears)	84 yards vs. Indianapolis (10/04)	9 plays, 4:55
Most Yards (Opponent)	73 yards at Detroit (09/13) 73 yards vs. Tampa Bay (10/08) 73 yards at Carolina (10/18)	12 plays, 5:11 13 plays, 6:56 13 plays, 6:09
Most Time (Bears)	7:13 vs. Tampa Bay (10/08)	12 plays, 59 yards
Most Time (Opponent)	7:12 vs. Indianapolis (10/04)	13 plays, 66 yards

SHORTEST TOUCHDOWN DRIVE

Fewest Plays (Bears)	2 plays at Detroit (09/13)	37 yards, 0:41
Fewest Plays (Opponent)	3 plays at Atlanta (09/27)	64 yards, 1:09
Fewest Yards (Bears)	7 yards at Carolina (10/18)	3 plays, 1:36
Fewest Yards (Opponent)	48 yards at Detroit (09/13)	4 plays, 0:21
Shortest Time (Bears)	0:41 at Detroit (09/13)	2 plays, 37 yards
Shortest Time (Opponent)	0:21 at Detroit (09/13)	4 plays, 48 yards

SHORTEST FIELD GOAL DRIVE

Fewest Plays (Bears)	4 plays vs. N.Y. Giants (09/20)	4 yards, 1:36
Fewest Plays (Opponent)	4 plays vs. N.Y. Giants (09/20) 4 plays at Atlanta (09/27)	4 yards, 1:31 1 yards, 0:55
Fewest Yards (Bears)	4 yards vs. N.Y. Giants (09/20)	4 plays, 1:36
Fewest Yards (Opponent)	1 yards at Atlanta (09/27)	4 plays, 0:55
Shortest Time (Bears)	1:08 vs. Tampa Bay (10/08)	9 plays, 32 yards
Shortest Time (Opponent)	0:55 at Atlanta (09/27)	4 plays, 1 yards

AIKMAN EFFICIENCY RATINGS (through Week 7)

RK	Record	Team	AIKMAN			NFL		
			TOTAL	OFF	DEF	OFF	DEF	TOTAL
1.	5-2	Tampa Bay Buccaneers	173.1	96.2	76.9	8	5	13
2.	5-2	Arizona Cardinals	167	97.7	69.3	1	24	25
3.	4-3	San Francisco 49ers	163.9	91	72.9	6	11	17
4.	6-1	Kansas City Chiefs	163.8	97.6	66.2	4	23	27
5.	5-2	Los Angeles Rams	163.6	90.9	72.7	5	12	17
6.	6-0	Pittsburgh Steelers	162.4	90.6	71.8	24	1	25
7.	5-1	Seattle Seahawks	158.8	99.2	59.6	11	29	40
8.	5-1	Baltimore Ravens	158.8	89.6	69.2	28	5	33
9.	5-1	Tennessee Titans	156.7	101.3	55.4	16	16	32
10.	5-1	Green Bay Packers	156.4	100.3	56.1	18	7	25
11.	5-2	Cleveland Browns	155.5	94.3	61.2	11	25	36
12.	4-2	Indianapolis Colts	155.4	83	72.4	22	2	24
13.	3-3	Miami Dolphins	154.5	87.5	67	25	8	33
14.	2-4	Los Angeles Chargers	152.8	89.3	63.5	14	13	27
15.	4-2	New Orleans Saints	151.2	97.5	53.7	20	3	23
16.	1-5	Minnesota Vikings	148.9	89.5	59.4	21	20	41
17.	5-2	CHICAGO BEARS	146.8	75.6	71.2	23	15	38
18.	2-5	Washington	146.4	77.2	69.2	29	10	39
19.	1-6	Atlanta Falcons	146.2	89.7	56.5	3	32	35
20.	5-2	Buffalo Bills	146.2	88.1	58.1	7	22	29
21.	3-4	Carolina Panthers	146.1	87.9	58.2	9	19	28
22.	3-3	Detroit Lions	146	89.1	56.9	26	14	40
23.	2-4	New England Patriots	144.5	77.3	67.2	27	9	36
24.	3-3	Las Vegas Raiders	140.9	92.8	48.1	19	17	36
25.	2-4-1	Philadelphia Eagles	140.8	82.3	58.5	15	18	33
26.	2-4	Denver Broncos	140.6	71.1	69.5	31	4	35
27.	1-6	Houston Texans	139	87.1	51.9	10	30	40
28.	1-6	Jacksonville Jaguars	138	84.5	53.5	17	31	48
29.	1-5-1	Cincinnati Bengals	136.5	81.6	54.9	13	27	40
30.	1-6	New York Giants	134	69.8	64.2	30	21	51
31.	2-5	Dallas Cowboys	133.1	84.1	49	2	28	30
32.	0-7	New York Jets	129.2	63.8	65.4	32	26	58
		NFL Average:	149.9	87.4	62.5			

AMERICAN FOOTBALL CONFERENCE

EAST DIVISION

TEAM	W	L	T	PCT	PF	PA	NET PTS	HOME	AWAY	CONF	DIV	STREAK
Buffalo Bills	5	2	0	.714	174	178	-4	2-1-0	3-1-0	4-2-0	3-0-0	Won 1
Miami Dolphins	3	3	0	.500	160	113	47	1-2-0	2-1-0	2-2-0	1-2-0	Won 2
New England Patriots	2	4	0	.333	115	143	-28	2-2-0	0-2-0	2-2-0	1-0-0	Lost 3
New York Jets	0	7	0	.000	85	203	-118	0-4-0	0-3-0	0-5-0	0-3-0	Lost 7

NORTH DIVISION

TEAM	W	L	T	PCT	PF	PA	NET PTS	HOME	AWAY	CONF	DIV	STREAK
Pittsburgh Steelers	6	0	0	1.000	183	118	65	4-0-0	2-0-0	4-0-0	1-0-0	Won 6
Baltimore Ravens	5	1	0	.833	179	104	75	2-1-0	3-0-0	3-1-0	2-0-0	Won 3
Cleveland Browns	5	2	0	.714	200	221	-21	3-0-0	2-2-0	3-2-0	2-2-0	Won 1
Cincinnati Bengals	1	5	1	.214	163	194	-31	1-2-0	0-3-1	1-5-0	0-3-0	Lost 3

SOUTH DIVISION

TEAM	W	L	T	PCT	PF	PA	NET PTS	HOME	AWAY	CONF	DIV	STREAK
Tennessee Titans	5	1	0	.833	188	153	35	3-1-0	2-0-0	4-1-0	2-0-0	Lost 1
Indianapolis Colts	4	2	0	.667	157	115	42	3-0-0	1-2-0	2-2-0	0-1-0	Won 1
Houston Texans	1	6	0	.143	166	217	-51	1-3-0	0-3-0	1-4-0	1-1-0	Lost 2
Jacksonville Jaguars	1	6	0	.143	154	220	-66	1-2-0	0-4-0	1-5-0	1-2-0	Lost 6

WEST DIVISION

TEAM	W	L	T	PCT	PF	PA	NET PTS	HOME	AWAY	CONF	DIV	STREAK
Kansas City Chiefs	6	1	0	.857	218	143	75	2-1-0	4-0-0	6-1-0	2-1-0	Won 2
Las Vegas Raiders	3	3	0	.500	171	197	-26	1-2-0	2-1-0	1-2-0	1-0-0	Lost 1
Denver Broncos	2	4	0	.333	116	153	-37	0-3-0	2-1-0	2-3-0	0-1-0	Lost 1
Los Angeles Chargers	2	4	0	.333	149	154	-5	1-2-0	1-2-0	2-1-0	0-1-0	Won 1

NATIONAL FOOTBALL CONFERENCE

EAST DIVISION

TEAM	W	L	T	PCT	PF	PA	NET PTS	HOME	AWAY	CONF	DIV	STREAK
Philadelphia Eagles	2	4	1	.357	163	196	-33	1-2-1	1-2-0	2-2-0	1-1-0	Won 1
Washington	2	5	0	.286	133	165	-32	2-2-0	0-3-0	2-3-0	2-1-0	Won 1
Dallas Cowboys	2	5	0	.286	176	243	-67	2-2-0	0-3-0	2-4-0	1-1-0	Lost 2
New York Giants	1	6	0	.143	122	174	-52	1-2-0	0-4-0	1-5-0	1-2-0	Lost 1

NORTH DIVISION

TEAM	W	L	T	PCT	PF	PA	NET PTS	HOME	AWAY	CONF	DIV	STREAK
Green Bay Packers	5	1	0	.833	197	159	38	2-0-0	3-1-0	4-1-0	2-0-0	Won 1
Chicago Bears	5	2	0	.714	138	140	-2	2-1-0	3-1-0	5-1-0	1-0-0	Lost 1
Detroit Lions	3	3	0	.500	156	165	-9	0-2-0	3-1-0	2-3-0	0-2-0	Won 2
Minnesota Vikings	1	5	0	.167	155	192	-37	0-3-0	1-2-0	0-3-0	0-1-0	Lost 2

SOUTH DIVISION

TEAM	W	L	T	PCT	PF	PA	NET PTS	HOME	AWAY	CONF	DIV	STREAK
Tampa Bay Buccaneers	5	2	0	.714	222	142	80	3-0-0	2-2-0	2-2-0	1-1-0	Won 2
New Orleans Saints	4	2	0	.667	180	174	6	3-1-0	1-1-0	3-1-0	2-0-0	Won 3
Carolina Panthers	3	4	0	.429	162	168	-6	1-2-0	2-2-0	2-3-0	1-2-0	Lost 2
Atlanta Falcons	1	6	0	.143	184	207	-23	0-4-0	1-2-0	1-6-0	0-1-0	Lost 1

WEST DIVISION

TEAM	W	L	T	PCT	PF	PA	NET PTS	HOME	AWAY	CONF	DIV	STREAK
Seattle Seahawks	5	1	0	.833	203	172	31	3-0-0	2-1-0	3-1-0	0-1-0	Lost 1
Los Angeles Rams	5	2	0	.714	176	124	52	3-0-0	2-2-0	5-1-0	0-1-0	Won 1
Arizona Cardinals	5	2	0	.714	203	146	57	2-1-0	3-1-0	4-2-0	2-0-0	Won 3
San Francisco 49ers	4	3	0	.571	181	136	45	1-3-0	3-0-0	2-2-0	1-1-0	Won 2