



2019 NFL WEEK 6 GAME RELEASE

N.O. AT JAX

10.13.19 | 1:00 P.M. | TIAA BANK FIELD



JACKSONVILLE JAGUARS

1 TIAA BANK FIELD DRIVE
JACKSONVILLE, FL 32202



GAME INFORMATION

JAGUARS.COM | @JAGUARS



New Orleans Saints (4-1) at Jacksonville Jaguars (2-3)
Sunday, October 13, 2019 / 1 p.m. EDT / TIAA Bank Field (67,862)

THE OVERVIEW

The Jacksonville Jaguars (2-3) host the New Orleans Saints (4-1) at TIAA Bank Field in Week 6 on Sunday, Oct. 13 at 1 p.m. EDT. The Jaguars are seeking consecutive home victories after defeating the Titans, 20-7, in Week 3 on Thursday Night Football.

The Jaguars will commemorate Homecoming Weekend starting Friday night at the Episcopal School of Jacksonville varsity football game where both teams will receive commemorative 25th season footballs, and continuing through Sunday's game against the Saints. On Saturday, the Centennial celebration kicks off with the "For the Love of Football Fan Fest" at Daily's Place, a free-to-attend family festival featuring an autograph signing by Jaguars Legends and three Pop Warner football games. On Sunday, more than 80 Jaguars alumni will be recognized during pregame ceremonies and, at halftime, the team will introduce the Jaguars All-25. Jacksonville will wear teal jerseys and white pants on Sunday, an homage to the inaugural season's traditional combination in 1995. In the team's 25-season history, the Jaguars have a 63-46 record in games in which they wear teal jerseys.

MINSHAW MANIA

In Week 5, QB **Gardner Minshew II** completed 26 of 44 passes (59.1 comp. pct.) for a Jaguars rookie-record 374 yards and two TDs for a passer rating of 101.9, becoming the first player in NFL history to throw for at least 200 passing yards with a passer rating of at least 95.0 in each of his first five career games. Minshew is the first player in franchise history to throw for at least 200 passing yards with a passer rating of at least 95.0 in five consecutive games. Through five career games, Minshew has completed 110 of 165 passes (66.7 comp. pct.) for 1,279 yards, nine TDs and one INT for a passer rating of 105.6. Minshew joins Kansas City QB **Patrick Mahomes** as the only players in NFL history to throw for at least 1,200 passing yards and nine TDs with one-or-fewer INTs through five career games.

2019 REGULAR SEASON SCHEDULE

Date	Opponent	Time/(TV)/Result
Sun. Sept. 8	vs. Kansas City Chiefs	L, 40-26
Sun. Sept. 15	at Houston Texans	L, 13-12
Thurs. Sept. 19	vs. Tennessee Titans	W, 20-7
Sun. Sept. 29	at Denver Broncos	W, 26-24
Sun. Oct. 6	at Carolina Panthers	L, 34-27
Sun. Oct. 13	vs. New Orleans Saints	1 p.m. (CBS)
Sun. Oct. 20	at Cincinnati Bengals	1 p.m. (CBS)
Sun. Oct. 27	vs. New York Jets	1 p.m. (CBS)
Sun. Nov. 3	vs. Houston Texans*	9:30 a.m. (NFLN)
Sun. Nov. 10	BYE WEEK	-----
Sun. Nov. 17	at Indianapolis Colts	1 p.m. (CBS)
Sun. Nov. 24	at Tennessee Titans	4:05 p.m. (CBS)
Sun. Dec. 1	vs. Tampa Bay Buccaneers	1 p.m. (FOX)
Sun. Dec. 8	vs. Los Angeles Chargers	4:05 p.m. (FOX)
Sun. Dec. 15	at Oakland Raiders	4:05 p.m. (CBS)
Sun. Dec. 22	at Atlanta Falcons	1 p.m. (FOX)
Sun. Dec. 29	vs. Indianapolis Colts	1 p.m. (CBS)

* All Game Times Eastern • **Bold Games Home** • * at Wembley Stadium

AFC LEADERS

Second-year WR **DJ Chark Jr.** posted eight catches for 164 yards (20.5 rec. avg.) and two TDs in Week 5 at Carolina, all of which were career-highs. Chark has now caught five TD passes this season, tied for the second-most through the team's first five games in franchise history. Chark joined former WR **Jimmy Smith** (Sept. 10, 2000) as the only players to register at least 160 receiving yards and two-plus receiving TDs in a single game in franchise history. In 2019, Chark has 27 receptions for 485 yards (18.0 rec. avg.) and five TDs and leads the AFC in receiving yards, receiving TDs and yards per catch (min. 20 receptions). Chark also joins Smith (536 receiving yards and six TD receptions in 2000) as the only players in franchise history to post at least 485 receiving yards and five receiving TDs through the team's first five games of a season. Smith was selected to the Pro Bowl following the 2000 season.

In Week 5, third-year RB **Leonard Fournette** rushed 23 times for 108 yards (4.7 rush avg.) and one TD, and also caught four passes for 29 yards. After rushing for a career-high 225 yards in Week 4 at Denver, Fournette has now posted consecutive games with 100-plus rushing yards for the first time since Weeks 5-6 of his rookie season in 2017. Fournette leads the AFC with 512 rushing yards on 95 carries (5.4 rushing avg.) entering Week 6. Fournette totaled 137 scrimmage yards in last Sunday's game and has totaled at least 85 scrimmage yards in five consecutive games, the longest active streak in the NFL. Week 5 marked Fournette's 12th career game totaling at least 100 scrimmage yards, the most through 26 career games in franchise history.

WEEK 6 QUICK HITS

• Head Coach **Doug Marrone** served as the offensive coordinator for New Orleans from 2006-08. During Marrone's tenure with the Saints, New Orleans ranked first in total yards per game (387.8), first in passing yards per game (294.1) and third in points per game (26.1).

• The Jaguars' leading rusher (Fournette, 24 years old), receiver (Chark, 23) and passer (Minshew, 23) are all 24 years old or younger, tied for the third-youngest skill position trio in the league. Fournette is the leading rusher in the AFC (512 rushing yards), Chark is the leading receiver in the AFC (485 receiving yards) and Minshew was awarded Offensive Rookie of the Month in September. All three players hail from the team's last three draft classes.

JAGUARS WEEKLY MEDIA SCHEDULE

Wednesday, Oct. 9

10:55 a.m. HC **Doug Marrone** available in TV Studio
12:20 - 12:35 p.m. Practice open to media
2:10 p.m. QB **Gardner Minshew II** available in TV Studio
2:15 - 3 p.m. Players available for interviews in locker room

Thursday, Oct. 10

11:45 a.m. DC **Todd Wash** available in TV Studio
11:55 a.m. OC **John DeFilippo** available in TV Studio
12:20 - 12:35 p.m. Practice open to media
2:10 - 2:55 p.m. Players available for interviews in locker room

Friday, Oct. 11

11:55 a.m. - 12:10 p.m. Practice open to media
1:15 p.m. HC **Doug Marrone** available
1:20 - 2:05 p.m. Players available for interviews in locker room

Sunday, Oct. 13

1 p.m. EDT. Kickoff vs. New Orleans

MEDIA INFORMATION



ON THE CALL

TV BROADCAST INFORMATION: Sunday's game will be broadcast on CBS with **Greg Gumbel** (play-by-play) and **Trent Green** (color) providing the commentary. **Melanie Collins** will report from the sidelines.

RADIO BROADCAST INFORMATION: Jaguars games and official team radio programming air live on 1010 XL AM and 92.5 FM, the team's flagship radio partner. In addition, the games are simulcast on 99.9 Gator Country. **Frank Frangie** handles the play-by-play for the Jaguars' radio broadcast, while **Tony Boselli** and **Jeff Lageman** provide the commentary. **Rick Ballou** reports from the sidelines.

2019 COACHING STAFF

On Jan. 16, 2019, the Jacksonville Jaguars finalized their coaching staff, which included the hiring of new Offensive Coordinator **John DeFilippo**. DeFilippo has coached professionally for 12 seasons, including the 2016-17 season as the quarterbacks coach for the Philadelphia Eagles.

While with the Eagles, DeFilippo was part of a coaching staff that helped guide the Eagles to a Super Bowl LII victory in 2018.

Head Coach - Doug Marrone

Offensive Staff

Offensive Coordinator - **John DeFilippo** (B)
 Assistant Running Backs Coach - **John Donovan** (B)
 Wide Receivers Coach - **Keenan McCardell** (F)
 Tight Ends Coach - **Ron Middleton** (F)
 Quarterbacks Coach - **Scott Milanovich** (F)
 Offense - Research - **Eric Price** (B)
 Running Backs Coach - **Terry Robiskie** (F)
 Assistant Offensive Line Coach - **Tony Sparano Jr.** (B)
 Offensive Line Coach - **George Warhop** (F)

Defensive Staff

Defensive Coordinator - **Todd Wash** (F)
 Defensive Assistant - **Dom Capers** (B)
 Linebackers Coach - **Mark Collins** (F)
 Secondary Coach - Safeties - **Joe Danna** (B)
 Defensive Line Coach - **Jason Rebrovich** (F)
 Assistant Linebackers Coach - **Mike Rutenberg** (B)
 Defensive Assistant - **Dwayne Stukes** (B)
 Secondary Coach - Cornerbacks - **Tim Walton** (F)

Special Teams Staff

Special Teams Coordinator - **Joe DeCamillis** (F)
 Assistant Special Teams Coordinator - **Mike Mallory** (B)

Coaching Support Staff

Director of Team Administration - **Tyler Wolf**
 Assistant to the Head Coach and Administrator of Coaching Operations - **ElizaBeth Mayers**

F= On field during game
 B= In coaches booth during game

JAGUARS HONOR ROLL

DL Calais Campbell

AFC Defensive Player of the Week (Week 3 vs. TEN)
 NFLPA Community MVP (Week 4)

K Josh Lambo

AFC Special Teams Player of the Week (Week 4 at DEN)

QB Gardner Minshew II

NFL Offensive Rookie of the Month (September)
 Pepsi NFL Rookie of the Week (Week 1 vs. K.C.)
 Pepsi NFL Rookie of the Week (Week 3 vs. TEN)
 Pepsi NFL Rookie of the Week (Week 4 at DEN)

PRONUNCIATION GUIDE

Ryquell Armstead	ruh-KWELL
A.J. Bouye	BOY-yay
Taven Bryan	TAY-ven
Calais Campbell	kuh-LAY-us
A.J. Cann	CAN
Austin Calitro	cuh-lee-tro
Marcell Dareus	DAR-ee-us
Seth DeValve	duh-VALVE
Najee Goode	NAH-jee GOOD
Abry Jones	AY-bree
Lerentee McCray	luh-REN-tay
Yannick Ngakoue	yah NEEK in GAH kway
Cedric Ogbuehi	o-BWAY-hee
Devine Ozigbo	oh-ZIG-bo
Matt Orzech	ORR-zeck
Dawuane Smoot	duh-WAHN
Jarrod Wilson	JARE-id
Andrew Wingard	WING-urd

NFL WEEK 6 SCHEDULE

Thursday, Oct. 10

New York Giants at New England 8:20 p.m.

Sunday, Oct. 13

Carolina vs. Tampa Bay* 9:30 a.m.
New Orleans at Jacksonville 1 p.m.
 Seattle at Cleveland 1 p.m.
 Houston at Kansas City 1 p.m.
 Washington at Miami 1 p.m.
 Philadelphia at Minnesota 1 p.m.
 Cincinnati at Baltimore 1 p.m.
 San Francisco at Los Angeles Rams 4:05 p.m.
 Atlanta at Arizona 4:05 p.m.
 Tennessee at Denver 4:25 p.m.
 Dallas at New York Jets 4:25 p.m.
 Pittsburgh at Los Angeles Chargers 8:20 p.m.

Monday, Oct. 14

Detroit at Green Bay 8:15 p.m.

All times Eastern
 *at Tottenham Hotspur Stadium

2019 JAGUARS DRAFT CLASS

No.	Name	Pos.	School
1 (7)	Josh Allen	DE	Kentucky
2 (35)	Jawaan Taylor	OL	Florida
3 (69)	Josh Oliver	TE	San Jose State
3 (98)	Quincy Williams	LB	Murray State
5 (140)	Ryquell Armstead	RB	Temple
6 (178)	Gardner Minshew II	QB	Washington State
7 (235)	Dontavius Russell	DL	Auburn

NOTE TO KNOW:

The Jaguars rookie class has played 1,543 total snaps, the third-most in the NFL. Four of Jacksonville's seven draft picks have started multiple games this season.

JAGUARS INFORMATION



SAINTS-JAGUARS ALL-TIME SERIES

Head Coach: Sean Payton (since 2006 • 122-75, .619)

Regular Season Series: 2-4 (.333)
Postseason Series: 0-0 (.000)

Home Record: 2-1 (.667)
Road Record: 0-3 (.000)

Date	Location	Result	Attendance
Dec. 27, 2015	New Orleans	L, 27-38	73,064
Oct. 2, 2011	Jacksonville	L, 10-23	62,471
Nov. 4, 2007	New Orleans	L, 24-41	70,009
Dec. 21, 2003	Jacksonville	W, 20-19	49,207
Nov. 21, 1999	Jacksonville	W, 41-23	69,772
Oct. 6, 1996	New Orleans	L, 13-17	34,231

JAGUARS SUPERLATIVES

Oldest Jaguars Player: DL Calais Campbell, 33, 9/1/86

Youngest Jaguars Player: OL Jawaan Taylor, 21, 11/25/97

Heaviest Jaguars Player: DT Marcell Dareus, 331

Lightest Jaguars Player: WR Dede Westbrook, 178

Tallest Jaguars Player: DL Calais Campbell, 6-8

Shortest Jaguars Player: RB Tyler Ervin, 5-10

Most seasons with the Jaguars: DT Abry Jones, 7

Most NFL Seasons: DL Calais Campbell, 12

Former 1st round picks: 7 - DT Marcell Dareus (Bills - 2011), CB D.J. Hayden (Raiders - 2013), OL Cedric Ogbuehi (Bengals - 2015), CB Jalen Ramsey (Jaguars - 2016), RB Leonard Fournette (Jaguars - 2017), DL Taven Bryan (Jaguars - 2018), DE Josh Allen (Jaguars - 2019)

College with the most Jaguars: **Alabama**, 3 (DT Marcell Dareus, S Ronnie Harrison and OL Cam Robinson) and **Florida**, 3 (DL Taven Bryan, DE Lerentee McCray and OL Jawaan Taylor)

Players with Super Bowl rings: DE Lerentee McCray, LB Najee Goode

JAGUARS/SAINTS CONNECTIONS

• Jaguars Senior Defensive Assistant **Dom Capers** served as the New Orleans defensive backs coach from 1986-91.

• Jaguars Assistant Special Teams Coordinator **Mike Mallory** was the assistant special teams coach with the Saints when they won Super Bowl XLIV.

• Jaguars Head Coach **Doug Marrone** served as the offensive coordinator for the New Orleans Saints from 2006-08. During Marrone's tenure with the Saints, New Orleans ranked first in total yards per game (387.8) first in passing yards per game (294.1) and third in points per game (26.1).

JAGUARS INDIVIDUAL BESTS VS. SAINTS

Category	Player	Number	Game
Passing Yards	Blake Bortles	368	12/27/15 at N.O.
Rushing Yards	Fred Taylor	194	12/21/03 vs. N.O.
Receiving Yards	Jimmy Smith	220	11/21/99 vs. N.O.

2019 TEAM COMPARISONS

*All based on NFL Rankings

	JAGUARS	SAINTS
Record	2-3	4-1
Division Standing	T-2nd (AFCS)	1st (NFCS)
Turnover Margin	-4 (T-24th)	1 (14th)
Offense		
Yds Per Game	392.6 (6th)	348.4 (20th)
Yds Per Play	6.31 (3rd)	5.79 (13th)
Points Per Game	22.2 (17th)	23.0 (14th)
Possession Average	31:01 (14th)	31:34 (9th)
Rushing Yds Per Game	138.0 (8th)	104.4 (20th)
Net Passing Yds Per Game	254.6 (10th)	244.0 (16th)
Had Intercepted	1 (T-4th)	4 (T-15th)
Sacks Allowed/Yards	12/81 (T-16th)	8/68 (T-7th)
Third Down Pct.	32.79 (26th)	43.75 (11th)
Red Zone TD Pct.	43.75 (28th)	46.67 (T-26th)
Give-Aways	6 (T-11th)	5 (T-5th)
Defense		
Yds Per Game	382.0 (24th)	363.4 (19th)
Yds Per Play	6.10 (26th)	5.96 (22nd)
Points Per Game	23.6 (17th)	23.2 (17th)
Rushing Yds Per Game	136.6 (25th)	108.4 (16th)
Net Passing Yds Per Game	245.4 (18th)	255.0 (19th)
Interceptions	1 (T-29th)	2 (T-22nd)
Sacks/Yards	16/98 (T-6th)	16/109 (T-6th)
Third Down Pct.	41.54 (22nd)	38.71 (15th)
Red Zone TD Pct.	33.33 (T-8th)	42.86 (12)
Take-Aways	2 (T-31st)	6 (T-20th)
Special Teams		
Punt-Average Yds (Gross)	45.9 (20th)	47.2 (12th)
Punt-Average Yds (Net)	45.2 (2nd)	43.8 (9th)
Punt Returns-Avg.	3.8 (27th)	10.6 (5th)
Punt Returns-Avg. Allowed	3.0 (T-3rd)	9.7 (26th)
Kickoff Returns-Avg.	19.3 (26th)	20.8 (18th)
Kickoff Returns-Avg. Allowed	22.3 (15th)	19.4 (25th)
Field Goals Made	12 (2nd)	11 (4th)
Penalties		
Penalties Against/Yds	44/359 (T-27th)	44/325 (T-27th)

TEAM LEADERS

Jaguars		Saints	
CATEGORY	LEADER	CATEGORY	LEADER
Passing Yards	G. Minshew II (1,279)	Passing Yards	T. Bridgewater (849)
Rushing Yards	L. Fournette (512)	Rushing Yards	A. Kamara (241)
Receiving Yards	D. Chark Jr. (485)	Receiving Yards	M. Thomas (543)
Points	J. Lambo (45)	Points	W. Lutz (43)
Interceptions	R. Harrison (1)	Interceptions	M. Williams (2)
Sacks	Two players (3.0)	Sacks	Two Players (3.0)
Tackles	R. Harrison (34)	Tackles	Two Players (35)
Net Punting Avg.	L. Cooke (45.2)	Net Punting Avg.	T. Armstead (43.8)
Field Goals (%)	J. Lambo (100)	Field Goals (%)	W. Lutz (91.7)

JAGUARS INFORMATION



BY THE NUMBERS

2.17

According to NextGen Stats, DE **Yannick Ngakoue** recorded a sack in 2.17 seconds in Week 5 at Carolina, posting the fastest sack of the 2019 season. Ngakoue, who totaled 2.0 sacks against the Panthers, stripped QB **Kyle Allen** on the play, marking the 11th forced fumble of his career.

7

WR **DJ Chark Jr.** has registered a league-leading seven receptions of at least 30 yards. Chark's 485 receiving yards are the fifth-most in the NFL, while his five receiving TDs are tied for the second-most in the league. He's one of three players since 1998 (WR **Lee Evans**, 2008 and WR **Randy Moss**, 1998) to total at least seven catches of 30-plus yards through the first five weeks of the season.

25

The 2019 season marks the Jaguars' 25th as an NFL franchise. This weekend marks Homecoming Weekend for the Jaguars, when they'll celebrate the 25th season in franchise history with more than 80 alumni players expected in attendance, as well as Jacksonville's NFL 100 Fantennial.

30.0

In Week 5 game at Carolina, DE **Yannick Ngakoue** became the third player in Jaguars history to total 30.0 career sacks, joining DE **Tony Brackens** (55.0) and DE **Joel Smeenege** (34.0). Ngakoue's 31.5 sacks are the most by a Jaguars player through their first 52 games.

45.2

P **Logan Cooke** has totaled a 45.2 net punting average this season, the second-highest mark in the NFL. Cooke has registered a career 42.1 net punting average of 42.1 during his two-year career, the highest in franchise history.

70.6

Since Head Coach **Doug Marrone** was named the Jaguars head coach in 2017, Jacksonville has won 12 of 17 challenges (70.6 pct. win rate), the highest win rate in the NFL during that span. In Week 5, the Jaguars challenged an incomplete pass ruling, and the call was reversed for a 31-yard completion to WR **DJ Chark Jr.** RB **Leonard Fournette** scored on the next play.

94.3

Since signing with the Jaguars on Oct. 17, 2017, K **Josh Lambo** has converted 94.3 percent of his FGs (50 of 53), the highest mark in the NFL during that span among kickers with at least 10 attempts. Lambo has connected on all 12 of his attempts this season and has made 14 consecutive FGs entering Week 6.

100.0+

Jaguars QB **Gardner Minshew II** recorded 374 passing yards and two TDs for a 101.9 passer rating in Jacksonville's Week 5 game at Carolina. Minshew (101.4) joined Panthers QB **Kyle Allen** and Los Angeles Rams QB **Jeff Kemp** (1984) as the only players in the Super Bowl era to have a passer rating of at least 100 with no interceptions in their first four career starts (minimum 20 attempts).

389

Of RB **Leonard Fournette's** 512 rushing yards this season, 389 have come in the second half. Fournette's 389 second-half rushing yards are the most in the NFL and the third-most by a player through the first five weeks of a season since the stat began being tracked in 1991.

2019 NFL STANDINGS

AFC EAST	W	L	T	PCT	PTS	OPP	AFC	DIV
New England	5	0	0	1.000	155	34	4-0	3-0
Buffalo	4	1	0	.800	90	70	3-1	1-1
New York Jets	0	4	0	.000	39	101	0-3	0-2
Miami	0	4	0	.000	26	163	0-3	0-1

AFC NORTH	W	L	T	PCT	PTS	OPP	AFC	DIV
Baltimore	3	2	0	.600	161	123	2-2	1-1
Cleveland	2	3	0	.400	92	122	2-1	1-0
Pittsburgh	1	4	0	.200	99	114	1-2	1-1
Cincinnati	0	5	0	.000	80	136	0-2	0-1

AFC SOUTH	W	L	T	PCT	PTS	OPP	AFC	DIV
Houston	3	2	0	.600	131	110	2-0	1-0
Indianapolis	3	2	0	.600	113	115	2-2	1-0
Jacksonville	2	3	0	.400	111	118	2-2	1-1
Tennessee	2	3	0	.400	98	76	1-3	0-2

AFC WEST	W	L	T	PCT	PTS	OPP	AFC	DIV
Kansas City	4	1	0	.600	148	113	3-1	1-0
Oakland	3	2	0	.600	103	123	2-1	1-1
Los Angeles Chargers	2	3	0	.400	103	94	2-2	0-1
Denver	1	4	0	.400	90	106	1-2	1-1

NFC EAST	W	L	T	PCT	PTS	OPP	NFC	DIV
Philadelphia	3	2	0	.600	141	111	2-2	1-0
Dallas	3	2	0	.600	131	90	2-2	2-0
New York Giants	2	3	0	.400	97	125	2-2	1-1
Washington	0	5	0	.000	73	151	0-4	0-3

NFC NORTH	W	L	T	PCT	PTS	OPP	NFC	DIV
Green Bay	4	1	0	.800	119	93	3-1	2-0
Detroit	2	1	1	.625	97	95	1-0-1	0-0
Chicago	3	2	0	.600	87	69	2-1	1-1
Minnesota	3	2	0	.600	112	73	2-2	0-2

NFC SOUTH	W	L	T	PCT	PTS	OPP	NFC	DIV
New Orleans	4	1	0	.800	115	116	3-1	1-0
Carolina	3	2	0	.600	129	107	1-2	0-1
Tampa Bay	2	3	0	.400	147	148	2-3	1-1
Atlanta	1	4	0	.200	102	152	1-1	0-0

NFC WEST	W	L	T	PCT	PTS	OPP	NFC	DIV
San Francisco	4	0	0	1.000	127	57	1-0	0-0
Seattle	4	1	0	.800	133	118	2-1	2-0
Los Angeles Rams	3	2	0	.600	146	134	2-2	0-1
Arizona	1	3	1	.300	100	138	0-2-1	0-1

JAGUARS TWITTER

The Jaguars utilize Twitter (@jaguars) and Facebook to provide fans with timely information, an exclusive behind the scenes look at the organization and the opportunity to engage in conversations with players and coaches. Jaguars.com senior writer John Oehser can be found on Twitter at @JohnOehser, and Jaguars senior correspondent Brian Sexton can be found on Twitter at @JagsVoice. Jaguars reporters J.P. Shadrick (@JPShadrick) and Ashlyn Sullivan (@ashlynsullivan) provide live updates during games, practices and press conferences.

HOMECOMING WEEKEND



JAGUARS TO CELEBRATE LEGENDS COMMUNITY DURING WEEK 6

The Jaguars' recognition of their 25th season reaches full tilt during the weekend of Oct. 12-13 when the team celebrates Homecoming Weekend and welcomes home more than 80 former players to Jacksonville. The party begins Saturday night with the Jaguars Legends Community Gala hosted by the Jacksonville Chamber and PRI Productions. The event takes place from 7 – 11 p.m. at the Prime Osborn Convention Center with red carpet arrivals broadcast live for fans in Northeast Florida. All proceeds from the event will benefit the Tom Coughlin Jay Fund.



At Sunday's game, Jaguars alumni will be honored during pregame ceremonies with a special recognition of members of the 1995 inaugural season team. At halftime, the Jaguars will celebrate 25 years of Jaguars legends with the introduction of the Jaguars All-25. Jaguars All-25 presented by Sharpie is a collection of the top 25 non-active players in franchise history, as voted on by members of the local media. Jaguars legends and fan favorites including LT **Tony Boselli**, RB **Fred Taylor**, QB **Mark Brunell** and WR **Jimmy Smith** – the four players enshrined in the Pride of the Jaguars – will all be in attendance. Jaguars alumni expected to attend include:

Jason Babin
Bryan Barker*
Aaron Beasley+
Antwon Blake
Tony Boselli**
Kyle Bosworth
Kyle Brady+
Leon Brown*
Mark Brunell**
Michael Cheever
Reggie Clark*
Vinnie Clark*
Richard Collier
Eric Curry
Donovin Darius+
Don Davey*
Marc Edwards
Joshua Evans
Todd Fordham
Paul Frase*
Quinn Gray

Chris Hanson
Kevin Hardy+
Reginald Hayward
John Henderson+
Mike Hollis*
Greg Huntington*
Clint Ingram
Brian Iwuh
Rob Johnson*
Damon Jones
Elvis Joseph
John Jurkovic
Dave Kempfert
Jeff Kopp
Jeffrey Lageman*
Chris Luzar
Stacey Mack
Vince Manuwai+
(represented by his wife Jaime Manuwai)
Lonnie Marts Jr
Rashean Mathis+

Keenan McCardell+
Demetrius McCray
Blaine McElmurry
Tom McManus*
Brad Meester+
Rob Meier
Pete Mitchell*
Tom Myslinski*
Chris Naeole+
Jeff Novak*
Uche Nwaneri
Anthony Pashos
Elton Patterson
Mike Pearson
Mike Peterson+
Kenneth Pettway
Adam Podlesh
Paul Posluszny+
Jimmy Redmond
Eddie Robinson
Micah Ross

Bryan Schwartz*
Josh Scobee+
Leon Searcy Jr+
Cecil Shorts III
TJ Slaughter
Joel Smeenge*+
Jimmy Smith**
Daryl Smith+
Larry Smith Jr
Isaac Smolko
Scott Starks
Santo Stephens*
Erik Storz
Fred Taylor+
Patrick Venzke
David Widell*
Maurice Williams
Reggie Williams
George Wrihster
Rinaldo Wynn
Joe Zelenka

* Indicates a member of the 1995 inaugural season team
+ Indicates a member of the Jaguars All-25



25TH SEASON



THE SILVER SEASON

First Coast fans let the world know emphatically that it was time for Jaguars football when Jacksonville defied the odds on Nov. 30, 1993 and was awarded an NFL franchise in an announcement by NFL Commissioner **Paul Tagliabue**. Now, 25 seasons after its debut in 1995, the team has rolled out a season-long celebration a quarter century in the making.



"This season represents a historic moment for not just our team, but the entire First Coast community," said Jaguars President **Mark Lamping**. "We'll celebrate the legends of the past, the players of the future and the fans that have stood by our side through it all. The 2019 season will set the stage for the next 25 years of Jaguars football in Jacksonville."

The team has developed a host of new content series for its digital platforms, including "Perspectives," a podcast hosted by Jaguars.com Senior Correspondent **Brian Sexton**. Each week, he'll interview guests who were instrumental in crafting the early identity of the Jaguars, including **Mark Brunell**, **Tony Boselli** and Jaguars Executive Vice President of Football Operations **Tom Coughlin**.

Members of the Jaguars Legends community will be honored at each home game as part of the Jaguars All-25 recognition, and all Jaguars alumni will be welcomed back for Homecoming on Oct. 13.

THE LOGO

The Jaguars' 25th season commemorative logo was introduced by Owner **Shad Khan** at the team's annual State of the Franchise in April. It will be featured in each end zone at TIAA Bank Field this season and as a jersey patch alongside the NFL 100 emblem. The commemorative logo integrates four distinct elements designed to celebrate the team and its relationship with the Jacksonville community.

The Shield: The celebratory mark is anchored by a shield encasing the Jaguars mark, the City of Jacksonville skyline and the stylized number 25. The shield is also a nod to Jacksonville's deep military tradition and the Jaguars' longstanding support of both active duty and veteran personnel. It represents the strength and resiliency of this franchise, which continues to push forward in its pursuit of becoming a championship football team.



25: The number 25 rises above the City of Jacksonville skyline, symbolizing the dawn of the next era of Jaguars football. It is displayed prominently in the team's proprietary font, Jaguars Newer Bold, which is a modern twist on classic block letters. It represents the convergence of the Jaguars' respect for tradition and progress that drives the team to push the boundaries of innovation, both on and off the field.

The Skyline: More than 25 years ago, the Jaguars were born thanks to the passion of the hardworking citizens of this community who willed the franchise into existence. The iconic skyline celebrates DUUUVAL and the fans who inspire and motivate our team on a daily basis.

Teal: The sky full of teal represents game day in Jacksonville when the city is awash in painted faces, rally towels and car flags as fans make their way to TIAA Bank Field. A mixture of blue sky and ocean waves, teal is the unique signature color of the Jaguars and a key part of team's uniforms since the inaugural season.

FROM THE MEDIA GUIDE ARCHIVES

WEEK 5: Jaguars 41, Saints 23

DATE: November 21, 1999

SITE: Alltel Stadium

The Jaguars improved to 9-1 with a Sunday night victory over the New Orleans Saints for their seventh straight win. The Jacksonville offense totaled 494 yards, led by QB **Mark Brunell's** 351 passing yards and WR **Jimmy Smith's** 220 receiving yards on nine catches. The Jaguars forced the Saints to punt on the first possession of the game, and WR **Reggie Barlow** returned the kick 74 yards for a TD. It was the second punt return for a TD in his career and the second longest in team history. The Saints responded with a 1-yard scoring run by QB **Billy Joe Tolliver** – the first rushing TD scored by a Jaguars' opponent. Following a Brunell TD pass to TE **Damon Jones**, RB **Ricky Williams** scored his first NFL TD, tying the game 14-14. The Saints took the lead on a 52-yard field goal, then K **Mike Hollis** matched it with a 45-yarder as the half ended. The second half was all Jaguars, as they scored TDs on their first two possessions. Hollis added a 32-yard field goal for a 34-17 lead, then CB **Fernando Bryant** intercepted QB **Billy Joe Hobert** and the Jaguars converted the turnover into a 1-yard touchdown run by RB **James Stewart**. The defense allowed its most points (23), most TD (3) and most yards (339) of the season to date.

GAME NOTES

- WR **Jimmy Smith's** 220 yards on nine catches were a career high, surpassing his previous best of 164 (9/22/97 vs. Pittsburgh). It made the second-best receiving performance in the NFL in 1999.
- With two TDs, RB **James Stewart** scored nine rushing TDs on the season, a career high. His 140 combined yards were the second most of his career.
- The Jaguars' big plays returned, with four plays of 30-plus yards, the most since October 12, 1998.



JAGUARS ALL-25



JAGUARS ALL-25

Jaguars All-25 presented by Sharpie is a collection of the top 25 non-active players in franchise history, as voted on by members of the local media. Voting took place earlier this Spring and the team was unveiled day-by-day in the weeks leading up to training camp. Visit www.jaguars.com/all25 to view career statistics, photos and a highlight film on each player. The Jaguars will feature members of the All-25 throughout the 2019 season and introduce the entire group at halftime this weekend when the Jaguars celebrate Homecoming on October 13 at TIAA Bank Field.



PRESENTED BY
Sharpie®

Rk.	Player	Years With Jaguars
1.	LT Tony Boselli	1995-2001
2.	RB Fred Taylor	1998-2008
3.	WR Jimmy Smith	1995-2005
4.	RB Maurice Jones-Drew	2006-13
5.	QB Mark Brunell	1995-2003
6.	DE Tony Brackens	1995-2003
7.	WR Keenan McCardell	1996-2001
8.	CB Rashean Mathis	2003-12
9.	DT Marcus Stroud	2001-07
10.	DT John Henderson	2002-09
11.	LB Paul Posluszny	2011-17
12.	LB Daryl Smith	2004-12
13.	G/C Brad Meester	2000-13
14.	RT Leon Searcy	1996-99
15.	LB Kevin Hardy	1996-2001
16.	SS Donovan Darius	1998-2006
17.	TE Kyle Brady	1999-2006
18.	G Vince Manuwai	2003-10
19.	LB Mike Peterson	2003-08
20.	CB Aaron Beasley	1996-2001
21.	K Josh Scobee	2004-14
22.	DT Gary Walker	1999-2001
23.	QB David Garrard	2002-10
24.	DE Joel Smeenge	1995-2000
25.	G Chris Naeole	2002-07

NO.1 - LT TONY BOSELLI


Former Jaguars LT **Tony Boselli** was selected No. 1 on the Jaguars All-25 presented by Sharpie.

"Just being included in the Jaguars All-25 is a huge honor and being named the number one player is amazing and very humbling considering all the great players who have played for the Jaguars," Boselli said. "When I was picked by the Jaguars in 1995 I could not have imagined what a big part of my life this franchise and the City of Jacksonville would become. I want to thank the entire Jaguars organization, the amazing Jaguars fans and the all the media that covered my entire career. It's great to be a Jaguar!"

Boselli, 6-7, 324, was the second overall pick in the 1995 NFL Draft and the first-ever draft selection by the Jaguars. Boselli, a five-time Pro Bowl selection (1996-2000) and three-time All-Pro (1997-99), started 90 of 91 career games from 1995-2001. During his seven seasons in the NFL, Boselli allowed only 15.5 sacks, and was the first Jaguars players to be inducted into the team's "Pride of the Jaguars." Boselli's dominance was recognized when he was named to the NFL's All-Decade team of the 1990s. For the last three seasons, Boselli has been a finalist for the Pro Football Hall of Fame. He is the first Jaguars player in franchise history to be named a finalist for the Pro Football Hall of Fame.

"For him to not only live up to his draft status but live beyond the draft status; to be a generational left tackle to be as good as he was; when he gets in the Hall of Fame, and he will get in the Hall of Fame, it will be the most remarkable story along those lines maybe in NFL history," said **John Oehser**, Jaguars.com senior writer and a Jaguars All-25 voter. "Not only did he become the face of the franchise while he was playing, he remains an icon in Jacksonville. It's hard to imagine a better first pick in draft than Tony Boselli was for the Jaguars."

Currently, Boselli lives in Ponte Vedra with his wife, Angi. The couple has five children: Andrew, Adam, Ashli, Alexis and Ansli. Boselli serves as a Jaguars radio analyst on the team's play-by-play team on 1010XL, as well as an NFL analyst for Westwood One. Boselli has been a part of multiple business endeavors, including being the founding partner of Healthy Schools, LLC. Boselli also served as the offensive line coach at the Episcopal School of Jacksonville, working for former teammate and the team's head coach, Mark Brunell. He and his wife Angi also founded the Boselli Foundation during his rookie year in 1995 and the organization is still very active in the Jacksonville community, working with at-risk youth and helping them to cultivate high self-esteem and to succeed at home, at school and at play.



JAGUARS IN THE COMMUNITY



JAGUARS SURPRISE LOCAL HIGH SCHOOL WITH LOCKER ROOM RENOVATION

On Tuesday, Sept. 24, the Jacksonville Jaguars continued their season-long celebration of their historic 25th season as well as the 100th anniversary of the National Football League with a special surprise for Englewood High School. Following a surprise introduction by former Jaguars CB and Englewood High School alumnus **Rashean Mathis**, the varsity football team was given a first look at the more than \$100,000 renovation to their locker room. The entire football program, both varsity and junior varsity, was also invited to attend the Jaguars versus Saints game on Oct. 13 at TIAA Bank Field and stand on the sidelines for pregame festivities.


"This celebration of our 25th season and the NFL's 100th anniversary is a historic milestone for the entire community," said Jaguars President **Mark Lamping**. "Beyond the touchdowns and fan festivals, we wanted to leave a legacy for the next generation of Jaguars fans and players."

The existing locker room was given a top to bottom makeover, including the installation of air conditioning, electrical outlets, rubber flooring, carpet and bathroom tile. Old plumbing and walls were torn down to make way for a new equipment room, which was filled with items including shoulder pads, gloves and compression shorts. The space was designed to emphasize the Rams' mascot and color scheme with all new paint, acrylic letter signage and vinyl graphics. A new speaker system was installed to allow for music on game day and the coaching offices were outfitted with new desks, chairs and tables. Every Englewood football player, varsity and junior varsity, received a personalized Jaguars football and T-shirt in addition to personal hygiene products.

"When the Jaguars called me with an idea to partner with Englewood High School to celebrate the 25th season, I immediately said, 'Whatever you need me to do, I'm in.'" said Mathis. "I walked these halls, sat in this locker room and grew up in this diverse neighborhood where families sacrifice every day to give their kids the opportunity to succeed. I'm grateful to the Jaguars and all the community partners for giving these student-athletes this incredible experience. Today we're going to change a life. I guarantee it."

The renovations were funded with \$50,000 from the Jaguars Foundation and more than \$80,000 in donated labor, building materials and new football equipment from multiple community partners.

The Jaguars are adopting Englewood High School for the duration of the 25th season. The partnership kicked off in August with a sponsored meal for all fall sport athletes courtesy of Dick's Wings. Throughout the remainder of the season, the Jaguars will engage with students through cheerleading clinics, financial aid guidance, career counseling and other football celebrations.



JAGUARS TO CELEBRATE YOUTH FOOTBALL DURING HOMECOMING WEEKEND



The Jacksonville Jaguars are celebrating the NFL's 100th anniversary and the Jaguars 25th season by recognizing the next generation of football fans throughout Homecoming Weekend, Oct. 11-13. On Friday night, the Jaguars will take over a local high school football game featuring a matchup between the Andrew Jackson High School Tigers and the Episcopal School of Jacksonville Eagles. Jaguars legend QB Mark Brunell is the head coach of the Episcopal varsity football team. Coaches from both teams will be presented with commemorative 25th season footballs in the locker room pregame by Jaguars alumni and current players.

On Saturday, fans are invited to attend the "For the Love of Football Fan Fest" powered by Miller Electric. The free-to-attend, family festival will be at Daily's Place from 1 - 7:30 p.m. As a special treat for some lucky up-and-coming football players, Fan Fest will also welcome six local Pop Warner teams from around Northeast Florida who will play their Saturday game inside the Dream Finder's Homes Flex Field at Daily's Place. The participating Pop Warner teams were selected by Pop Warner Little Scholars, Inc. and include the Creeks Outlaws (pictured left), Sweetwater Cardinals, Westside Wildcats, Arlington Seminoles, Lakeshore Raiders and Henry Brown Panthers. Each of the three games throughout the day will feature the hallmarks of an NFL game including team introductions, play-by-play commentary and video board highlights.

HEAD COACH DOUG MARRONE



DOUG MARRONE

HEAD COACH
JOINED JAGUARS: 2015
COLLEGE: SYRACUSE

Doug Marrone was named the fifth head coach of the Jaguars on Jan. 9, 2017 after previously serving as the team's interim head coach for the final two games of the 2016 season. Marrone was originally hired as the team's assistant head coach-offense/offensive line coach on Jan. 20, 2015, following a two-year stint as the head coach for the Buffalo Bills (2013-14).

Marrone has compiled a 18-21 record as Jacksonville's head coach. In 2018, the Jaguars finished with a 5-11 record, including a 3-4 mark at TIAA Bank Field. Jacksonville began the season with a 3-1 start, but finished fourth in the division standings. The Jaguars had two players selected to the 2019 Pro Bowl: CB **Jalen Ramsey**, making his second consecutive appearance as a Pro Bowl starter, and DL **Calais Campbell**, making his second consecutive and fourth overall Pro Bowl appearance.

In his first full season as the team's head coach, Marrone finished the 2017 regular season with a 10-6 record, which was tied for the league's biggest win/loss improvement (+7) among first-year head coaches (tied with the Rams' **Sean McVay**). Marrone led the team to an AFC South division title, which was the team's first division title since winning the AFC Central in 1999. The Jaguars finished the 2017 season with the top-ranked rushing offense (141.4 yards per game) and the league's best pass defense (169.0 passing yards allowed per game) en route to their first playoff berth in a decade. Under Marrone's tutelage, the Jaguars hosted a playoff game for the first time in 18 years, defeating the Buffalo Bills, 10-3, in the AFC Wild Card. The team advanced to the AFC Championship game for the first time since 1999 after defeating the Pittsburgh Steelers, 45-42, in the AFC Divisional round, ultimately falling to the New England Patriots, 20-24.

Marrone's 2017 squad featured six Pro Bowl selections (CB **A.J. Bouye**, DL **Calais Campbell**, DT **Malik Jackson**, DE **Yannick Ngakoue**, CB **Jalen Ramsey** and LB **Telvin Smith**), while Bouye (second-team), Campbell (first-team), Ramsey (first-team) and Smith (second-team) were all named to the AP All-Pro teams.

In 2016, Marrone's offensive line allowed 34 sacks, 17 fewer than the previous season (51) and 37 fewer than in 2014 (71). The Jaguars' 34 sacks allowed were the fewest sacks allowed by the team since it yielded 31 sacks in 2007. In 2017, the Jaguars set a franchise record with 24 sacks allowed.

In his first season with the Jaguars in 2015, Marrone helped the offensive line provide protection for QB **Blake Bortles**, who set single-season franchise records with 355 completions, 606 pass attempts, 4,428 yards and 35 touchdowns. In addition, Marrone's squad blocked for rookie RB **T.J. Yeldon**, who accounted for 740 rushing yards and 279 receiving yards in 2015, becoming the first Jaguars rookie to surpass 1,000 scrimmage yards since **Maurice Jones-Drew** (1,377) in 2006. Yeldon also placed third among AFC RBs in 2016 with 84.9 scrimmage yards per game.

Prior to joining the Jaguars, Marrone compiled a 15-17 mark as the head coach of the Bills, including a 9-7 mark in 2014, the team's most wins since 2004. He became only the third coach in Bills history to win 15 games in his first two seasons (**Marv Levy**, 19; **Wade Phillips**, 21). The Bills had six Pro Bowl selections during Marrone's two seasons.

The Bills had three different players with 60 receptions in 2014 for the first time in team history (**Fred Jackson**, 65; **Sammy Watkins**, 62; **Robert Woods**, 61) and the club produced six individual 100-yard receiving games. Watkins set team rookie records for receptions and receiving yards (982). The Bills ranked sixth in the NFL in 2014 with a plus-seven turnover differential.

In 2013, Marrone's offensive unit led the AFC and finished second in the NFL in rushing (144.2 avg.), while also leading the league with a 95.5 pct. red zone efficiency mark. Rookie QB **E.J. Manuel** started 10 games and set team rookie records for passing touchdowns (11) and completions (180).

Prior to joining the Bills, Marrone spent four seasons (2009-12) as the head coach of his alma mater, Syracuse, where he led the program to a 21-17 record in his final three seasons. He guided the Orange to an 8-5 mark in 2010 and 2012 and both seasons culminated with a New Era Pinstripe Bowl championship.

The Orange set several school records in 2012, including total yards (5,681), passing yards (3,619) and first downs (300). Marrone earned the American Football Coaches Association (AFCA) Region 1 Coach of the Year honors in 2011 and was a finalist for the Liberty Mutual Coach of the Year Award.

Marrone spent seven seasons in the NFL (2002-08) before becoming a collegiate head coach. From 2006-08, Marrone served as the offensive coordinator for the New Orleans Saints. He directed an offense that led the NFL in total offense (391.5 avg. in 2006; 410.7 avg. in 2008) and passing yards per game (281.4 avg. in 2006; 311.1 in 2008) in two different seasons (2006-08). The Saints' offensive line held their opponents to the fewest sacks allowed in the NFL in 2006 (16) and tied for the fewest sacks in the NFL from 2006-08 with 52 despite leading the NFL with 1,868 passing attempts during that span. QB **Drew Brees** captured the NFL passing title in 2006 (4,418 yards) and 2008 (5,069) and became just the second passer in NFL history to eclipse 5,000 passing yards (**Dan Marino**, 1984).

Prior to Marrone's arrival in New Orleans, the franchise had never had a 4,000-yard passer or registered more than 5,700 yards of offense. Brees eclipsed 4,000 passing yards and the offense posted more than 5,700 yards in each of Marrone's three seasons with the Saints. The Saints established a team record with an NFL-best 6,264 yards of offense in 2006, 5,780 in 2007 (4th in the NFL) and led the NFL again in 2008 with 6,571 yards.

In Marrone's first season as an NFL offensive coordinator in 2006, LT **Jammal Brown** was voted to the All-Pro team and to the Pro Bowl in his first year at the position, while OG **Jahri Evans** was a unanimous All-Rookie selection. The Saints ranked fourth in the NFL in 2007 in total offense and set an NFL record for completions (440) and had franchise bests for passing first downs (222), attempts (652), touchdown passes (28) and completion percentage (67.5). In 2008, the Saints led the NFL in total offense while setting team records for points (463), total yards (6,571), net passing yards (4,977), TDS (57) and first downs (354).

Marrone was the offensive line coach of the New York Jets from 2002-05 and the team made two postseason appearances (2002, 2004) with him on the staff. In 2004, the Jets produced the NFL's third-best rushing offense (149.3 avg.) and **Curtis Martin** led the NFL with 1,697 rushing yards.

Before arriving in New York, Marrone served as tight ends/tackles coach at the University of Tennessee in 2001. He spent the 2000 season at the University of Georgia as offensive line coach after spending the previous five seasons (1995-99) at Georgia Tech where he was part of three consecutive bowl appearances. He was director of football operations for the Yellow Jackets in 1995 before coaching the tight ends in 1996 and offensive line from 1997-99.

Marrone began his coaching career in 1992 at Cortland (N.Y.) State as the school's tight ends coach before stints as the offensive line coach at U.S. Coast Guard Academy (1993) and Northeastern University in 1994. A native of Bronx, N.Y., Marrone was a sixth-round draft pick of the Los Angeles Raiders in 1986 and played two years in the NFL. He played with the Miami Dolphins in 1987 and with the Saints in 1989. He also had playing stints with Pittsburgh, Dallas and Minnesota before closing his career with the NFL Europe's London Monarchs from 1991-92. Marrone was a three-year letterman at Syracuse. He returned to Syracuse and graduated in 1991 with a degree in liberal arts.

Doug and his wife, Helen, have two daughters, Madeline and Annie, and a son, Mack.

MARRONE'S COACHING CAREER

Year	School/Team	Position
2017-	Jacksonville Jaguars	Head Coach
2015-16*	Jacksonville Jaguars	Asst. HC-Off./Off. Line Coach
2013-14	Buffalo Bills	Head Coach
2009-12	Syracuse	Head Coach
2006-08	New Orleans Saints	Offensive Coordinator
2002-05	New York Jets	Offensive Line Coach
2001	Tennessee	Tight Ends/Tackles Coach
2000	Georgia	Offensive Line Coach
1997-99	Georgia Tech	Offensive Line Coach
1996	Georgia Tech	Tight Ends Coach
1995	Georgia Tech	Director of Football Operations
1994	Northeastern	Offensive Line Coach
1993	U.S. Naval Academy	Offensive Line Coach
1992	SUNY Cortland	Tight Ends Coach

* Marrone was interim head coach for last two games in 2016

OFFENSIVE NOTES



THE RUNNING COMMITTEE

The Jaguars have posted 690 rushing yards on 126 rushing attempts (5.48 yards per carry) this season. Jacksonville's 690 rushing yards are the fourth-most in the AFC, while their 5.48 rushing yards per attempt rate is the second-highest in the NFL.

YARDS PER RUSHING ATTEMPT, NFL, 2019

RK.	TEAM	RUSH ATTEMPTS	RUSHING YARDS	YARDS PER ATTEMPT
1.	Carolina	128	718	5.61
2.	Jacksonville	126	690	5.48
3.	Minnesota	153	832	5.44
4.	Arizona	117	634	5.42
5.	Baltimore	180	961	5.34

NOTE THE QUOTE: ON THE RUN GAME

"It's huge. That's what won us the game [at Denver]. [RB] Leonard [Fournette], [RB] Ryquell Armstead, the whole offensive line, tight ends, they absolutely dominated and that makes everything so much easier for the offense."

- QB Gardner Minshew II

RECORD-BREAKING RUNNING

The Jaguars totaled 269 net rushing yards in Week 4 at Denver, the second-most rushing yards in a single game in franchise history, the most in a road game in franchise history and the third-most by any team in the NFL in 2019.

RUSHING YARDS, SINGLE GAME, FRANCHISE HISTORY

RK.	GAME	RUSHING ATTEMPTS	RUSHING YARDS
1.	12/10/06 vs. IND	42	375
2.	9/29/19 at DEN	38	269
3.	12/5/10 at TEN	53	258
4.	10/14/07 vs. HOU	26	244
	12/3/00 vs. CLE	47	244

SET THE TONE

Jacksonville is averaging 7.2 yards on first down this season, the second-highest mark in the NFL and the highest mark in franchise history.

YARDS PER PLAY ON FIRST DOWN, NFL, 2019

RK.	TEAM	PLAYS	YARDS	YARDS/PLAY
1.	Kansas City	152	1,196	7.9
2.	Jacksonville	142	1,017	7.2
3.	San Francisco	127	819	6.4
4.	Buffalo	161	987	6.1
5.	New Orleans	133	809	6.1

RED ZONE READY

QB Gardner Minshew II has completed nine of 12 passes for 68 yards and six TDs and zero INTs while in the red zone this season. His passer rating of 127.8 in the red zone is the highest in the NFL among QBs with at least 10 passing attempts in the red zone.

PASSER RATING IN THE RED ZONE, NFL, 2019 (MIN: 10 PASS ATT.)

RK.	PLAYER (TEAM)	COMP.	ATT.	YARDS	TD	INT	RATING
1.	QB Gardner Minshew II (JAX)	9	12	68	6	0	127.8
2.	QB Kyle Allen (CAR)	8	11	63	4	0	126.1
3.	QB Deshaun Watson (HOU)	11	16	103	7	0	125.8
4.	QB Case Keenum (WAS)	14	20	83	5	0	117.3
5.	QB Teddy Bridgewater (N.O.)	9	14	61	4	0	113.4

MINSHEW MANIA

Rookie QB Gardner Minshew II took over for injured QB Nick Foles in the first quarter of Week 1 vs. Kansas City and, through five games, he has completed 110 of 165 passes (66.7 completion pct.) for 1,279 yards and nine TDs for a passer rating of 105.6.

His 105.6 passer rating is the fifth-highest in the NFL among players with at least 100 pass attempts.

PASSER RATING, NFL, 2019 (MIN: 100 PASS ATT.)

RK.	PLAYER (TEAM)	COMP.	ATT.	YARDS	RATING
1.	QB Russell Wilson (SEA)	114	156	1,409	126.3
2.	QB Deshaun Watson (HOU)	110	159	1,364	115.9
3.	QB Patrick Mahomes (K.C.)	128	195	1,831	114.7
4.	QB Dak Prescott (DAL)	119	171	1,606	106.0
5.	QB Gardner Minshew II (JAX)	110	165	1,279	105.6

Minshew's passer rating is the sixth-highest in NFL history through a player's first five career games played.

PASSER RATING, NFL, FIRST FIVE CAREER GAMES (MIN: 100 PASS ATT.)

RK.	PLAYER (TEAM - YEAR)	COMP.	ATT.	YARDS	RATING
1.	QB Kurt Warner (STL - 1999)	82	113	1,217	136.0
2.	QB Patrick Mahomes (K.C. - 2018)	90	138	1,200	126.5
3.	QB Mark Rypien (WAS - 1988)	78	128	1,141	114.1
4.	QB Dan Marino (MIA - 1983)	70	116	944	107.1
5.	QB Marc Bulger (STL - 2002)	113	173	1,496	106.0
6.	QB Gardner Minshew II (JAX - 2019)	110	165	1,279	105.6

STEADY 'STACHE

QB Gardner Minshew II has thrown for more than 200 yards and posted a passer rating of at least 95.0 in each of his first five contests this season.

DATE	OPP.	COMP.	ATT.	YDS.	TD	INT	RATING
9/8	vs. K.C.	22	25	275	2	1	122.5
9/15	at HOU	23	33	213	1	0	97.2
9/19	vs. TEN	20	30	204	2	0	108.2
9/29	at DEN	19	33	213	2	0	97.2
10/6	at CAR	26	44	374	2	0	101.9
TOTALS:		110	165	1,279	9	1	105.6

• Minshew is the first player in NFL history to post 200-plus passing yards and a passer rating of at least 95.0 in each of his first five career games.

• He is the first player in franchise history to record 200-plus passing yards and a passer rating of at least 95.0 in five consecutive games, and his 1,279 yards are the most through five career games in franchise history.

• Minshew and Kansas City QB Patrick Mahomes (2018) are the only QBs in NFL history to throw for more than nine TDs and one-or-fewer INTs in their first five career games played.

NOTE THE QUOTES: QB GARDNER MINSHEW II

"I think a quarterback has to elevate the people around him, whether it's the contagious energy, it's the ability to make the guys around you better. It's not being the guy out front. It's the guy right there that's leading the charge with the guys. I think that's one of the biggest things you can bring as a quarterback."

"Guys have to see you being tough, because then they believe and they believe in what we can do."

- QB Gardner Minshew II

OFFENSIVE NOTES



AIR IT OUT

This season, QB **Gardner Minshew II** has completed 10 of 21 passes on attempts of 20-plus air yards for two TDs and a passer rating of 125.6. His passer rating of 125.6 on pass attempts of 20-plus yards is the fourth-highest in the NFL among QBs with at least 18 attempts of 20-plus yards.

PASSER RATING ON ATTEMPTS OF 20-PLUS AIR YARDS, NFL, 2019 (MIN: 18 PASS ATT.)

RK.	PLAYER (TEAM)	COMP.	ATT.	YARDS	TD	INT	RATING
1.	QB Russell Wilson (SEA)	15	24	504	3	0	145.8
2.	QB Tom Brady (N.E.)	8	18	284	4	0	135.4
3.	QB Patrick Mahomes (K.C.)	15	36	580	7	0	128.5
4.	QB Gardner Minshew II (JAX)	10	21	344	2	0	125.6
5.	QB Deshaun Watson (HOU)	13	28	474	3	1	113.7

GARDNER ON THE GROUND

QB **Gardner Minshew II** has rushed for 124 yards on 19 attempts (6.5 avg.) in 2019, the fifth-most rushing yards by a QB in the NFL this season. His 6.5 yards per attempt is the third-highest in the NFL among QBs with at least 15 rushing attempts.

RUSHING BY QBs NFL, 2019 (MIN: 15 RUSH ATT.)

RK.	PLAYER (TEAM)	ATT.	YDS.	AVG.	LONG	TD
1.	QB Dak Prescott (DAL)	16	122	7.6	42	1
2.	QB Kyler Murray (ARI)	28	206	7.4	24	2
3.	QB Gardner Minshew II (JAX)	19	124	6.5	21	0
4.	QB Lamar Jackson (BAL)	50	308	6.2	29	1
5.	QB Marcus Mariota (TEN)	22	125	5.7	15	0

FOR STARTERS

In Week 2 at Houston, QB **Gardner Minshew II** threw for 213 yards on 23 of 33 passing with one TD and zero INTs in his first career start. He also added six rushing attempts for a team-high 56 yards, including a 21-yard scamper in the fourth quarter.

Minshew is the second player in NFL history to post at least 200 passing yards, 50 rushing yards and no INTs in his first career start and the first-ever rookie to accomplish the feat among players with at least 10 pass attempts.

200+ PASSING YDS., 50+ RUSHING YARDS, ZERO INTs FIRST CAREER START, NFL

PLAYER (TEAM)	DATE	PASS YDS.	RUSH YDS.	INTs
QB Gardner Minshew II (JAX)	9/15/19 at HOU	213	56	0
QB Chase Daniel (K.C.)	12/29/13 at S.D.	200	59	0

MINSHEW MAGIC

In Week 1 against Kansas City, rookie QB **Gardner Minshew II** threw for 275 yards and two TDs on 22 of 25 passing (88.0 completion percentage) after replacing injured QB **Nick Foles** in the first quarter. His 88.0 completion percentage was the highest for any player with at least 15 pass attempts in their NFL debut in league history.

SINGLE GAME COMPLETION PERCENTAGE, QBs MAKING NFL DEBUT (MIN: 15 PASS ATT.)

RK.	PLAYER (TEAM)	GAME	COMP.	ATT.	COMP. %
1.	QB Gardner Minshew II (JAX)	9/8/19 vs. K.C.	22	25	88.0
2.	QB Marcus Mariota (TEN)	9/13/15 at T.B.	13	15	86.7
3.	QB Nate Sudfeld (PHI)	12/31/17 vs. DAL	19	23	82.6
4.	QB Sam Wyche (CIN)	11/3/68 vs. HOU	20	25	80.0
5.	QB Sam Darnold (NYJ)	9/10/18 at DET	16	21	76.2

RECORD-SETTING 'STACHE

QB **Gardner Minshew II** completed 88.0 pct. (22 of 25) of his passes in his NFL debut in Week 1 against Kansas City. His 88.0 completion percentage was the highest in single game franchise history among QBs (min. 20 attempts) and is the highest in a single game in the NFL in 2019 (min. 20 attempts).

SINGLE GAME COMPLETION PERCENTAGE, NFL, 2019 (MIN: 20 PASS ATT.)

RK.	PLAYER (TEAM)	GAME	COMP.	ATT.	COMP. %
1.	QB Gardner Minshew II (JAX)	9/8 vs. K.C.	22	25	88.0
2.	QB Dak Prescott (DAL)	9/15 at WAS	26	30	86.7
3.	QB Mason Rudolph (PIT)	9/30 vs. CIN	24	28	85.7
4.	QB Matt Ryan (ATL)	9/22 at IND	29	34	85.3
5.	QB Lamar Jackson (BAL)	9/8 at MIA	17	20	85.0

GARDNER WITH THE GREATS

In Week 1 against Kansas City, QB **Gardner Minshew II** joined QBs **Cam Newton**, **Robert Griffin**, **Andrew Luck**, **Kyler Murray**, **Peyton Manning**, **Jim Kelly**, **Jim Zorn** and **Carson Wentz** as the only rookies in NFL history to throw for at least 275 yards in their NFL debut in a Week 1 contest. Minshew is the only rookie in NFL history to post at least 275 passing yards with a completion percentage greater than 75.0 in their NFL debut as a rookie in Week 1. Minshew is the only player on this list that did not start the game.

PASSING YARDS NFL DEBUT IN WEEK 1

RK.	PLAYER (TEAM)	GAME	PASSING YARDS
1.	QB Cam Newton (CAR)	9/11/11 at ARI	422
2.	QB Robert Griffin (WAS)	9/9/12 at N.O.	320
3.	QB Andrew Luck (IND)	9/9/12 at CHI	309
4.	QB Kyler Murray (ARI)	9/8/19 vs. DET	308
5.	QB Peyton Manning (IND)	9/6/98 vs. MIA	302
6.	QB Jim Kelly (BUF)	9/7/86 vs. NYJ	292
7.	QB Jim Zorn (SEA)	9/12/76 vs. STL	292
8.	QB Carson Wentz (PHI)	9/11/16 vs. CLE	278
9.	QB Gardner Minshew II (JAX)	9/8/19 vs. K.C.	275

GARDNER GAINS

Against Kansas City in Week 1, QB **Gardner Minshew II** tallied 275 yards passing. Minshew's 275 yards are the fourth-most in NFL history among QBs making their professional debut in a game in which they did not start.

PASSING YARDS IN NFL DEBUT, DID NOT START, NFL HISTORY (MIN. 15 PASS ATT.)

RK.	PLAYER (TEAM)	GAME	PASSING YARDS
1.	QB Ryan Fitzpatrick (STL)	11/27/05 at HOU	310
2.	QB Dick Wood (S.D.)	9/23/62 vs. HOU	294
3.	QB Scott Tolzein (G.B.)	11/10/13 vs. PHI	280
4.	QB Gardner Minshew II (JAX)	9/8/19 vs. K.C.	275
5.	QB Patrick Ramsey (WAS)	10/6/02 at TEN	268

STREAKING 'STACHE

QB **Gardner Minshew II** completed his first 13 passes after taking over for injured QB **Nick Foles** in the first quarter of Week 1 against Kansas City. According to Elias Sports Bureau, Minshew is the first player in the last 40 years to complete his first 13 passes in his NFL debut.



CONSECUTIVE COMPLETIONS TO START NFL CAREER SINCE 1980

RK.	PLAYER (TEAM)	GAME	CONSECUTIVE COMPLETIONS
1.	QB Gardner Minshew (JAX)	9/8/19 vs. K.C.	13
2.	QB Brad Johnson (MIN)	3 games in 1994	9

OFFENSIVE NOTES



THE EVOLUTION OF THE 'STACHE



ECU (2017)

WSU (2018)

JAX (2019)

On the origins of the 'stache: "I've done weird facial hair stuff for a long time, but the 'stache caught on [at Washington State]. There were a bunch of us that were going to do it going into fall camp. We get about half way through it and everyone else quit on me. I was like, I'm going to do this longer than anybody and then it just caught on."

On if he thought the cult status would develop: "Absolutely not. It's taken on a life of its own. *It calls the shots now. I'm just along for the ride.*"

TALE OF THE TAPE

Rookie QB **Gardner Minshew II** was selected in the sixth round of the 2019 NFL Draft. Prior to his selection, he attended four different collegiate institutions and earned several accolades along the way. He initially attended Troy University on an academic scholarship before transferring to Northwest Mississippi Community College.

Northwest Mississippi Community College (2016)

- Led NWMCC to a NJCAA National Championship after completing 223 of 367 passes for 3,288 yards and 28 TDs

East Carolina (2016-17)

- Completed 293 of 506 attempts for 2,140 yards and 16 TDs as a junior before earning his bachelors degree in communications in December 2017

Washington State (2018)

- Finished fifth in the 2018 Heisman Trophy voting after setting Pac-12 Conference and WSU single-season records in passing yards (4,779) and completions (468)
- Won the 2018 Johnny Unitas Golden Arm Award (nation's top senior or fourth-year junior QB) and was named a finalist for the Walter Camp Player of the Year after leading the country in passing (367.6 yards per game)

THE GARDNER MINSHEW II FILE

On what fans should know about him: "I'm a grill master. Throw me on the grill, whatever you want, however you like it cooked, I'll get it done for you."

On his hidden talents: "I'm very good at ping pong. I'm also really good at pool volleyball. I like doing woodworking, craftsman-type stuff."

On his nickname while growing up: "I've had a few: G, Gard, Gard-dog, G-money"

On what animal he would be: "Silverback gorilla because they live in families of 50-60. They make beds out of plants so they live pretty comfortably. They eat good food and swing from trees, so, yeah. I wanted to be Tarzan when I grew up."

On a current Jaguar he looks up to: "Definitely Nick Foles. Just the path that he's taken, the type of person he is through it all, someone that is very inspiring and someone that I want to learn from."

Best advice he ever received: "The only thing you can control is how hard you work."

NOTE THE QUOTES: ON QB GARDNER MINSHEW II

"You just see him getting better and better each week. Nothing rattles the kid, and he's such a hard worker and he prepares so well. He has a great demeanor, meaning he shows real good energy. That's just a guy with a maniacal work ethic. I really think it's good. Actually, it's remarkable to be honest with you."

"You feel like you always have a chance when he's in there. You feel like he's going to go ahead and he's going to make a play. We just appreciate that the guy's out there giving us everything he has and that's all you can ask for from a player."

- HC Doug Marrone

"Gardner did a great job stepping up. That's not easy being a rookie against a talented team like the Chiefs. He did a really nice job of moving the chains, throwing a couple of touchdowns and being really efficient so I was really proud of him for stepping up. I'm going to be here to help him in any way possible."

- QB Nick Foles

"I was very impressed. He did a very good job of calming his nerves. And in pressure situations when the defensive line is moving around and moving up in the pockets and he moved the ball down the field. That's what we wanted to see out of him today. And he did that. He put points on the board. This offense is going to be good."

- WR Chris Conley

"He's fearless and that's the thing that I like about him the most. He steps up in the situation, he won't blink. And as a receiver, I feel that this room has to help him out. He's the man in this offense. So, if he wants to change the plays, whatever he wants to do, that's what we're going to do and we're going to make it work."

- WR DJ Chark Jr.

"I love him. He gets out there, he puts in the work. He goes through his reads. He's very smart. I think he's going to continue to do big things."

- WR DJ Chark Jr.

"He never surprises me. He is one of those guys where you know he can do everything. He has great instincts and is very magical."

- DL Calais Campbell

"I was actually impressed by Minshew. He's a hell of a player, for a rookie and all that. Pretty composed back there at times. Gashed us on the run and stuff like that ... The guy has pretty good speed on him. He's a pretty strong kid as well ... It was pretty impressive as far as the stats and all that."

- Texans LB Whitney Mercilus

"He's a good quarterback. Hats off to him. He made some good throws out there, made some big plays for his team. He gave his team the opportunity to win the ball game."

- Titans S Kevin Byard

FOURNETTE FEVER

Through five games, RB **Leonard Fournette** has gained 512 rushing yards, the most in the AFC and the third-most in the NFL. Fournette's 512 rushing yards are the most ever by a Jaguars RB through the team's first five games of the season.

RUSHING YARDS, NFL, 2019

RK.	PLAYER (TEAM)	RUSH ATTEMPTS	RUSH YARDS
1.	RB Christian McCaffrey (CAR)	105	587
2.	RB Dalvin Cook (MIN)	92	542
3.	RB Leonard Fournette (JAX)	95	512
4.	RB Nick Chubb (CLE)	94	485
5.	RB Marlon Mack (IND)	101	470

OFFENSIVE NOTES



2(00) OF A KIND

In Week 4 at Denver, RB **Leonard Fournette** became the second Jaguars player to rush for at least 200 yards in a game, joining former RB **Fred Taylor**. Fournette gained a career-high 225 yards, the second-most in franchise history and the fourth-most in an NFL game in the last five seasons.

MOST RUSHING YARDS IN A SINGLE GAME, FRANCHISE HISTORY

RK.	PLAYER	GAME	CARRIES	YARDS
1.	RB Fred Taylor	11/19/00 at PIT	30	234
2.	RB Leonard Fournette	9/29/19 at DEN	29	225
3.	RB Fred Taylor	12/21/03 at TEN	34	194
4.	RB Maurice Jones-Drew	12/5/10 at TEN	31	186
5.	RB Fred Taylor	12/6/98 vs. DET	32	183

MOST RUSHING YARDS IN A SINGLE GAME, NFL, 2014-19

RK.	PLAYER (TEAM)	GAME	CARRIES	YARDS
1.	RB Derrick Henry (TEN)	12/6/18 vs. JAX	17	238
2.	RB Le'Veon Bell (PIT)	12/11/16 at BUF	38	236
3.	RB Doug Martin (T.B.)	11/22/15 at PHI	27	235
4.	RB Leonard Fournette (JAX)	9/29/19 at DEN	29	225
5.	RB Isaiah Crowell (NYJ)	10/7/18 vs. DEN	15	219

NOTE THE QUOTE: ON RB LEONARD FOURNETTE

"He had a great day against us. He's a great running back. We've definitely got to stop the run better than that, but he's a great running back and he showed what he can do breaking those tackles and showing his vision."

- Broncos CB Chris Harris

FOURNETTE MOVES INTO TOP FIVE

With his 225 yard performance in Week 4 at Denver, RB **Leonard Fournette** moved into the top five in rushing yards in franchise history. Fournette is nine yards shy of 2,000 career rushing yards.

TOTAL RUSHING YARDS, FRANCHISE HISTORY

RK.	PLAYER	GAMES	CARRIES	YARDS
1.	RB Fred Taylor (1998-2008)	140	2,428	11,271
2.	RB Maurice Jones-Drew (2006-13)	114	1,804	8,071
3.	RB James Stewart (1995-1999)	60	765	2,951
4.	QB Mark Brunell (1995-2003)	120	429	2,219
5.	RB Leonard Fournette (2017-19)	26	496	1,991

WEAR 'EM DOWN

Of RB **Leonard Fournette's** 512 rushing yards, 389 (76 percent) of them have come in the second half. Fournette's 389 second-half rushing yards are the most in the NFL and the third-most by a player through the first five weeks of a season since the stat began being tracked in 1991.

RUSHING YARDS IN THE 2ND HALF, 2019

RK.	PLAYER (TEAM)	RUSH ATTEMPTS	RUSH YARDS
1.	RB Leonard Fournette (JAX)	55	389
2.	RB Christian McCaffrey (CAR)	55	367
3.	RB Nick Chubb (CLE)	46	285
4.	RB Marlon Mack (IND)	56	281
5.	RB Josh Jacobs (OAK)	47	264

COUNT 'EM UP

RB **Leonard Fournette** has gained 2,621 career scrimmage yards, the most through 26 career games in franchise history. In Week 5 at Carolina, Fournette gained 137 scrimmage yards (108 rushing and 29 receiving).

TOTAL SCRIMMAGE YARDS, 26 GAMES PLAYED OR FEWER, FRANCHISE HISTORY

Rk.	Player	Years	Scrimmage Yards
1.	RB Leonard Fournette	2017-19	2,621
2.	RB Fred Taylor	1998-00	2,516
3.	RB Maurice Jones-Drew	2006-07	2,185
4.	WR Allen Robinson	2014-15	1,948
5.	RB T.J. Yeldon	2015-16	1,791

CENTURY MARK

RB **Leonard Fournette** has recorded at least 100 scrimmage yards in 12 games during his career, including Week 5 at Carolina (137 - 108 rushing and 29 receiving). His 12 games with at least 100 scrimmage yards are the most in franchise history among players who have played in 26 games or fewer.

100-YARD SCRIMMAGE GAMES, 26 GAMES PLAYED OR FEWER, FRANCHISE HISTORY

Rk.	Player	Years	Games with 100-plus scrimmage yards
1.	RB Leonard Fournette	2017-19	12
2.	RB Fred Taylor	1998-99	10
3.	RB Maurice Jones-Drew	2006-07	8
4.	WR Allen Robinson	2014-15	6
5.	Three Players	--	5

BIG PLAY CHARK

Second-year WR **DJ Chark Jr.** has recorded seven receptions of at least 30 yards, including three TD receptions of at least 30 yards. His seven receptions of at least 30 yards are the most in the NFL and he is one of three players since 1998 (WR **Lee Evans**, 2008 and WR **Randy Moss**, 1998) to total seven catches of 30-plus yards through the first five weeks of the season. Chark's 16.1 yards per reception is the second-highest in franchise history, while WR **Keelan Cole's** 15.5 yards per catch is third.

30-YARD RECEPTIONS, NFL, 2019

RK.	PLAYER (TEAM)	30-PLUS YARD RECEPTIONS	REC. TDS
1.	WR DJ Chark Jr. (JAX)	7	5
2.	WR Will Fuller (HOU)	6	3
	Seven Players	4	--

YARDS PER RECEPTION, FRANCHISE HISTORY, MIN. 20 RECEPTIONS

RK.	PLAYER	RECEPTIONS	REC. YDS	YPC
1.	WR Jason Hill	36	615	17.08
2.	WR DJ Chark Jr.	41	659	16.07
3.	WR Keelan Cole	81	1,258	15.53
4.	WR Reggie Barlow	33	472	14.30
5.	WR Jimmy Smith	862	12,287	14.25

OFFENSE AND SPECIAL TEAMS NOTES



SOPHOMORE SENSATION

Second-year WR **DJ Chark Jr.** set career-highs with eight catches for 164 yards (20.5 rec. avg.) and two TDs in Week 5 at Carolina. He has now caught five TD passes, tied for the second-most through the team's first five games in franchise history. Chark's 485 yards are the fifth-most in the NFL and the most in the AFC, while his five receiving TDs are tied for second in the NFL. Saints WR **Michael Thomas'** 543 yards are the most in the NFL.

RECEIVING YARDS, NFL, 2019

RK.	PLAYER	RECEPTIONS	YARDS	REC. TDS
1.	WR Michael Thomas (N.O.)	45	543	3
2.	WR Amari Cooper (DAL)	32	512	5
3.	WR Chris Godwin (T.B.)	33	511	6
4.	WR Cooper Kupp (LAR)	41	505	4
5.	WR D.J. Chark Jr. (JAX)	27	485	5

NOTE THE QUOTES: ON WR DJ CHARK JR.

"DJ Chark has done a great job of not letting the game be too big for him, not letting the game be too fast for him. He's taken everything in stride and each game he has leveled up ... He definitely has the hot hand right now and there is a connection between him and Gardner [Minshew II]. As long as you can use that connection and make DJ comfortable and be able to move the ball down the field, we want to feed that."

"I've seen DJ Chark come in every day to work and just want to get better. Even when he's had good days at practice, he's come in the next day really hungry to learn. When you have that type of athletic ability and you are able to listen to critique and get better, the sky is the limit."

- WR Chris Conley

"He's one of the best receivers playing football right now. He's making tough catches, he's making contested catches. He's went and got the ball when it's low. He's been really good after the catch. He's found ways to get in to the end zone. He's having a phenomenal year."

- DL Calais Campbell

"I think I saw the same thing [against Carolina] I've seen all year: a guy that can make plays. He's playing at a high confidence level. We're getting a lot out of him, he's really doing well and he's making plays for us and as long as he's doing that, it's going to give us a chance. I'm very happy with him."

- HC Doug Marrone

"I just come in and work. I've got receivers around me that help me every day. I thank Chris (Conley), I thank (Keelan Cole) because he's always there for me. But like I said, these guys have never given up on me even last year when the outside had comments, the guys in this locker room never doubted me. I wouldn't say surprised."

- WR DJ Chark Jr.

"DJ grows every week. I think you see his confidence level just keep rising and little things with DJ - he's running across on the touchdown pass and he points up to the sky like they put it up for me. Little things like that, the tricks of the trade that as you play a lot, you grow, receivers do. I'm pleased with DJ. He's playing his butt off right now. That guy was running fast and doing good things. The thing about DJ is this also - DJ doesn't get enough credit. Receivers probably, especially DJ, doesn't get enough credit for what he does in the run game. He does some dirty jobs in there. We ask him to do a lot of things. We ask him to be a gunner on the punt team and he doesn't get enough credit for some of the dirty jobs that he does. I'm really proud of the way he handles his business."

- OC John DeFilippo

"He is playing so good, making so many big plays. He probably should have had another touchdown on the one. He is playing with a lot of confidence. I trust him, I am going to give him every opportunity to make plays."

- QB Gardner Minshew II

LAMBO-MATIC

Over the last two weeks, K **Josh Lambo** has connected on all six of his FG attempts, including a game-winner at Denver in Week 4. He is one of three kickers with at least 10 attempts to convert on 100 pct. of his FGAs and his 12 FGs made are tied for second in the NFL. Since signing with the Jaguars in 2017, he has made 50 of 53 attempts (94.3 pct.)

FIELD GOAL PERCENTAGE, NFL, 2019, (MIN: 10 ATTEMPTS)

RK.	PLAYER (TEAM)	FGM	FGA	FG%
1.	K Josh Lambo (JAX)	12	12	100.0
	K Justin Tucker (BAL)	10	10	100.0
	K Chris Boswell (PIT)	10	10	100.0
4.	K Will Lutz (N.O.)	11	12	91.7
5.	K Harrison Butker (K.C.)	10	11	90.9

FIELD GOAL PERCENTAGE, NFL, 2017-2019, (MIN. 10 ATTEMPTS)

RK.	PLAYER (TEAM)	FGM	FGA	FG%
1.	K Josh Lambo (JAX)	50	53	94.3
2.	K Michael Badgley (LAC)	15	16	93.8
3.	K Graham Gano (CAR)	43	46	93.5
4.	K Justin Tucker (BAL)	79	86	91.9
5.	K Greg Zuerlein (LAR)	33	36	91.7

NOTE THE QUOTES: ON K JOSH LAMBO

"K Josh Lambo has been lights out. He's been automatic and he's been automatic in pressure situations. As long as Lambo can do that and help us put points on the board and control field position with those kickoffs ... He has been everything that we need."

- WR Chris Conley

"I watched [the game-winning kick at Denver]. [K Josh] Lambo has practiced that and Lambo's been doing a great job since he got here. You practice how you play, he didn't miss a kick in practice and he's doing a great job."

- RB Leonard Fournette

TOP PERCENT

K **Josh Lambo**, who was acquired by Jacksonville on Oct. 17, 2017, has made 50 of 53 FGs (94.3 FG pct.) for the Jaguars, including all 29 attempts in home games. Lambo (94.3 pct.) has the highest FG pct. in franchise history among Jaguars kickers with at least 10 attempts. Lambo has connected on all 12 attempts this season, including a 33-yard game-winning FG in Week 4 at Denver.

JAGUARS ALL-TIME KICKERS, (MIN: 10 ATTEMPTS)

NAME (YEARS)	GAMES	XPM/XPA	XP%	FGM/FGA	FG%
K Josh Lambo (2017-19)	28	50/53	94.3	50/53	94.3
K Jason Myers (2015-17)	33	62/73	84.9	57/69	82.6
K John Carney (2007)	8	20/21	95.2	9/11	81.8
K Josh Scobee (2004-14)	168	317/322	98.4	235/291	80.8
K Mike Hollis (1995-2001)	108	239/242	98.8	175/217	80.6
K Tim Seder (2002)	5	11/11	100.0	8/12	66.7
K Seth Marler (2003)	16	30/30	100.0	20/33	60.6

DEFENSE NOTES



SACKSONVILLE

In Jacksonville's Week 3 victory against Tennessee, the Jaguars totaled 9.0 sacks, while the offense did not allow a sack. The Jaguars' 9.0 sacks were ranked third in franchise history, and Week 3's victory marked the third time under Head Coach **Doug Marrone** (since 2017) that the Jaguars posted at least 9.0 sacks. The Jaguars 9.0 sacks are the second-most in a single game by any team in the NFL this season.

SACKS, SINGLE GAME, NFL, 2019

RK.	TEAM	WEEK	OPPONENT	SACKS
1.	Philadelphia	5	New York Jets	10.0
2.	Jacksonville	3	Tennessee	9.0
3.	Carolina	3	Arizona	8.0
	Pittsburgh	4	Cincinnati	8.0

BACK-TO-BACK

In 2018, DL **Calais Campbell** became the first player in franchise history to post back-to-back seasons with at least 10.0 sacks. After a franchise-record 14.5 sacks in 2017, Campbell notched 10.5 sacks in 2018, which tied for fifth in franchise history. Campbell's 28.0 sacks since 2017 rank third in the NFL over the last three seasons and he is one of eight players to record at least 10.0 sacks in both 2017 and 2018. Campbell has 3.0 sacks through Week 4 this season.

MOST SACKS BY A PLAYER SINGLE SEASON, FRANCHISE HISTORY

RK.	PLAYER (YEAR)	SACKS
1.	DL Calais Campbell (2017)	14.5
2.	DE Yannick Ngakoue (2017)	12.0
	DE Tony Brackens (1999)	12.0
4.	DE Tony Brackens (2001)	11.0
5.	DL Calais Campbell (2018)	10.5
	LB Kevin Hardy (1999)	10.5

MOST SACKS BY A PLAYER NFL, 2017-19

RK.	PLAYER (TEAM)	SACKS
1.	LB Chandler Jones (ARI)	33.0
2.	DT Aaron Donald (LAR)	32.5
3.	DL Calais Campbell (JAX)	28.0
4.	DE DeMarcus Lawrence (DAL)	27.5
5.	LB Ryan Kerrigan (WAS)	27.0
	DE Cameron Jordan (N.O.)	27.0

BEHIND THE LINE

DL **Calais Campbell** was one of three players in the NFL with at least 20 tackles for loss and 10.0 sacks in 2018. Since the stat began being tracked in 2008, Campbell's 20 TFL are the most by a Jaguars player in a single season.

AT LEAST 10 SACKS AND 20 TACKLES FOR LOSS, NFL, 2018

RK.	PLAYER (TEAM)	SACKS	TFL
1.	DT Aaron Donald (LAR)	20.5	25
2.	DE Danielle Hunter (MIN)	14.5	21
3.	DL Calais Campbell (JAX)	10.5	20

CONSISTENT CALAIS

DL **Calais Campbell** is one of two active players in the NFL with at least 5.0 sacks in 10 consecutive seasons.

MOST CONSECUTIVE SEASONS WITH 5.0-PLUS SACKS, ACTIVE PLAYERS, NFL

Rk.	Player (Teams)	Seasons
1.	DL Calais Campbell (ARI/JAX)	10
	LB Cameron Wake (MIA/TEN)	10
2.	DE Carlos Dunlap (CIN)	8
	LB Ryan Kerrigan (WAS)	8
	LB Von Miller (DEN)	8

TONS OF TFL

Since he was drafted in 2008, DL **Calais Campbell's** 145 tackles for loss rank second in the NFL, trailing only Houston DE **J.J. Watt's** 156 tackles for loss.

TACKLES FOR LOSS 2008-PRESENT, NFL

Rk.	Player (Teams)	TFL
1.	DE J.J. Watt (HOU)	156
2.	DL Calais Campbell (ARI/JAX)	145
3.	LB Terrell Suggs (BAL/ARI)	137
4.	LB DeMarcus Ware (DAL/DEN)	127
	LB Von Miller (DEN)	127

SEASON OF GIVING

On Thursday, Sept. 5, DL **Calais Campbell** and his CRC Foundation announced a season-long campaign of charitable giving to four deserving charities. The four organizations - Feeding Northeast Florida (September), the Clara White Mission (October), Wounded Warrior Project (November) and United Way, targeting mental health awareness (December) - will be the beneficiaries of various performance-based metrics. To date, he has pledged \$18,000 to Feeding Northeast Florida from his performance (3.0 sacks and an additional tackle for loss in a Jaguars win) in Week 3 against Tennessee, in addition to \$20,000 to Denver-based charities prior to the return to his hometown in Week 4. In Week 5, Campbell raised \$10,000 for the Clara White Mission after he blocked a third-quarter field goal attempt.

SEASON OF GIVING

Category	Dollars Donated
Jaguars Win	\$1,000
Tackle for Loss	\$2,000
Half Sack	\$2,500
Sack	\$5,000
Blocked Kick/Turnover	\$10,000

NOTE THE QUOTE: ON DL CALAIS CAMPBELL

"Calais is my guy. He might be the best leader I've been on the same team with, to share the same badge and jersey with. He makes me want to be better. I get giddy thinking about how good of a person, how great of a teammate he is. He is Duval and I couldn't be happier to have him in the locker room."

- K Josh Lambo

DEFENSE NOTES



DURABLE D-LINEMAN

DL **Calais Campbell** has played in 175 games with 157 starts during his 12-year career. Campbell's 175 games played and 157 games started are the most among active defensive linemen in the NFL.

GAMES PLAYED ACTIVE DEFENSIVE LINEMEN, NFL

RK.	PLAYER (TEAMS)	GAMES PLAYED
1.	DL Calais Campbell (ARI/JAX)	175
2.	NT Ndamukong Suh (DET/MIA/LAR)	147
3.	DE Michael Bennett (SEA/T.B./PHI)	146
	DT Tyson Alualu (JAX/PIT)	146
5.	DT Geno Atkins (CIN)	142

GAMES STARTED ACTIVE DEFENSIVE LINEMEN, NFL

RK.	PLAYER (TEAMS)	GAMES STARTED
1.	DL Calais Campbell (ARI/JAX)	157
2.	NT Ndamukong Suh (DET/MIA/LAR/T.B.)	147
3.	DE Cameron Jordan (N.O.)	132
4.	DE Jurrell Casey (TEN)	128
	DT Gerald McCoy (T.B./CAR)	128

CAMPBELL'S SACK LIST

DL **Calais Campbell** added six new QBs to his sack list in 2018 and has now sacked 44 different QBs in his career. Campbell has registered 1.0 sack against New Orleans QB **Teddy Bridgewater** when Bridgewater was with the Vikings.

CAMPBELL'S CAREER SACKS BY QB

SACKS	PLAYER	TEAM(S)	SACKS	PLAYER	TEAM(S)
5.5	QB Russell Wilson	SEA	1.5	QB Andrew Luck	IND
4.0	QB Alex Smith	K.C./S.F.		QB Ben Roethlisberger	PIT
	QB Marcus Mariota	TEN		QB Jay Cutler	CHI
	QB Sam Bradford	STL	1.0	QB Ryan Tannehill	MIA
3.5	QB Tom Savage	HOU		QB Josh Johnson	WAS
3.0	QB Blaine Gabbert	S.F./TEN		QB Carson Wentz	PHI
	QB Jacoby Brissett	IND		QB Dak Prescott	DAL
3.0	QB Eli Manning	NYG		QB Josh McGown	NYG
	QB Aaron Rodgers	G.B.		QB Joe Flacco	BAL/DEN
	QB Colin Kaepernick	S.F.		QB Kirk Cousins	WAS
2.5	QB Matt Hasselback	SEA		QB Teddy Bridgewater	MIN
	QB Tavaris Jackson	SEA		QB Michael Vick	PIT
2.0	QB Deshaun Watson	HOU		QB Chad Henne	JAX
	QB T.J. Yates	HOU		QB Matt Ryan	ATL
	QB Andy Dalton	CIN		QB Tony Romo	DAL
	QB Matt Stafford	DET		QB Jimmy Clausen	CAR
	QB Drew Brees	N.O.		QB Jon Kitna	DAL
	QB Tom Brady	N.E.		QB Brett Favre	MIN
	QB Austin Davis	STL		QB Keith Null	STL
	QB Cam Newton	CAR			

HIT THE SACKS

DL **Calais Campbell** posted 3.0 sacks in Week 3 against Tennessee. Since he signed with Jacksonville prior to the 2017 season, he has seven multi-sack games (at least 1.5), tied for the fifth-most in the NFL during that span.

MULTI-SACK GAMES 2017-PRESENT, NFL

RK.	PLAYER (TEAMS)	MULTI-SACK GAMES
1.	DT Aaron Donald (LAR)	9
	DE Cameron Jordan (N.O.)	9
3.	DE Chandler Jones (ARI)	8
	DE Ryan Kerrigan (WAS)	8
	DE Cameron Heyward (PIT)	8
6.	DL Calais Campbell (JAX)	7
	DE Myles Garrett (CLE)	7
	DE Khalil Mack (OAK/CHI)	7
	LB Von Miller (DEN)	7

Campbell is the only player in franchise history to post multiple games with 3.0-plus sacks (3.0 vs. Tennessee on 9/19/19; 4.0 on 9/10/17 at Houston).

YANN GETS SACKS

DE **Yannick Ngakoue** posted 2.0 sacks in Jacksonville's Week 5 game at Carolina, including a strip-sack on Panthers QB **Kyle Allen**. Ngakoue's 31.5 sacks are the most by a Jaguars player through 52 career games and he became the third Jaguar with at least 30.0 career sacks.

MOST SACKS, 52 CAREER GAMES PLAYED OR FEWER, FRANCHISE HISTORY

RK.	PLAYER	YEARS	SACKS
1.	DE Yannick Ngakoue	2016-19	31.5
2.	DE Tony Brackens	1996-99	28.5
3.	DE Bobby McCray	2004-06	19.0
4.	LB Kevin Hardy	1996-99	18.0
5.	DE Jeremy Mincey	2007-12	17.0

MOST SACKS, FRANCHISE HISTORY

RK.	PLAYER	YEARS	SACKS
1.	DE Tony Brackens	1996-03	55.0
2.	DE Joel Smeenge	1995-00	34.0
3.	DE Yannick Ngakoue	2016-19	31.5
4.	DT John Henderson	2002-09	29.0

QUICK QUINCY

Rookie LB **Quincy Williams** has registered 31 tackles, the second-most on the Jaguars and the third-most among rookies in the NFL.

TOTAL TACKLES, ROOKIES, NFL

RK.	PLAYER (TEAM)	DRAFTED	TOTAL TACKLES
1.	LB Devin Bush (PIT)	1st round (10th overall)	45
2.	LB Cole Holcomb (WAS)	5th round (173rd overall)	37
3.	LB Quincy Williams (JAX)	3rd round (98th overall)	31
4.	CB Byron Murphy (ARI)	2nd round (33rd overall)	28
5.	S Khari Willis (IND)	4th round (109th overall)	24

LAST TIME IT HAPPENED



TEAM

OVERTIME GAME WON

REGULAR SEASON

By Jaguars — Jacksonville 20, Los Angeles Chargers 17, 11/12/17
By Opponents — at New York Jets 23, Jacksonville 20, 10/1/17

POSTSEASON

Jacksonville has never had an overtime game in the playoffs.

SHUTOUT

REGULAR SEASON

By Jaguars — Jacksonville 6, Indianapolis 0, 12/2/18
By Opponents — at Seattle 41, Jacksonville 0, 10/11/09

POSTSEASON

By Jaguars — N/A
By Opponents — N/A

SCORELESS FIRST HALF

REGULAR SEASON

By Jaguars — Jacksonville 0, Houston 13, 10/21/18
(Final: Houston 20, Jacksonville 7)
By Opponents — Tennessee 0, Jacksonville 14, 9/19/19
(Final: Tennessee 7, Jacksonville 20)

POSTSEASON

By Jaguars — N/A
By Opponents — New England 0, Jacksonville 12, 1/3/99
(Final: Jacksonville 25, New England 10)

SCORELESS SECOND HALF

REGULAR SEASON

By Jaguars — Jacksonville 0, Houston 3, 12/30/18
(Final: Houston 20, Jacksonville 3)
By Opponents — Miami 0, Jacksonville 10, 12/23/18
(Final: Miami 0, Jacksonville 17)

POSTSEASON

By Jaguars — Jacksonville 0, New England 21, 1/7/06
(Final: New England 28, Jacksonville 3)
By Opponents — Buffalo 0, Jacksonville 7, 1/7/18
(Final: Jacksonville 10, Buffalo 3)

400 TOTAL YARDS

REGULAR SEASON

By Jaguars — Jacksonville at Carolina, 507, 10/6/19
By Opponents — Carolina vs. Jacksonville, 445, 10/6/19

POSTSEASON

By Jaguars — Jacksonville vs. Miami, 520, 1/15/00
By Opponents — Pittsburgh vs. Jacksonville, 545, 1/14/18

500 TOTAL YARDS

REGULAR SEASON

By Jaguars — Jacksonville at Carolina, 507, 10/6/19
By Opponents — New Orleans vs. Jacksonville, 537, 12/27/15

POSTSEASON

By Jaguars — Jacksonville vs. Miami, 520, 1/15/00
By Opponents — Pittsburgh vs. Jacksonville, 545, 1/14/18

50 POINTS SCORED

REGULAR SEASON

By Jaguars — Jacksonville vs. Indianapolis, 51 (51-16), 12/13/15
By Opponents — New England vs. Jacksonville, 51 (51-17), 9/27/15

POSTSEASON

By Jaguars — Jacksonville vs. Miami, 62 (62-17), 1/15/00
By Opponents — N/A

OFFENSE

100 YARDS RUSHING

REGULAR SEASON

By Jaguars — Leonard Fournette at Carolina (108 yards), 10/6/19
By Opponents — Christian McCaffrey of Carolina (176 yards), 10/6/19

POSTSEASON

By Jaguars — Leonard Fournette at Pittsburgh (109 yards), 1/14/18
By Opponents — L. Maroney of New England (122 yards), 1/12/08

200 YARDS RUSHING

REGULAR SEASON

By Jaguars — Leonard Fournette at Denver (225 yards), 9/29/19
By Opponents — Derrick Henry of Tennessee (238 yards), 12/6/18

POSTSEASON

By Jaguars — N/A
By Opponents — N/A

300 YARDS PASSING

REGULAR SEASON

By Jaguars — Gardner Minshew II at Carolina (374 yards), 10/6/19
By Opponents — Joe Flacco of Denver (303 yards), 9/29/19

POSTSEASON

By Jaguars — N/A
By Opponents — Ben Roethlisberger of Pittsburgh (462 yards), 1/14/18

400 YARDS PASSING

REGULAR SEASON

By Jaguars — Blake Bortles at Kansas City (430 yards), 10/7/18
By Opponents — Drew Brees of New Orleans (412 yards), 12/27/15

POSTSEASON

By Jaguars — N/A
By Opponents — Ben Roethlisberger of Pittsburgh (462 yards), 1/14/18

100 YARDS RECEIVING

REGULAR SEASON

By Jaguars — DJ Chark Jr. (164) at Carolina, 10/6/19
By Opponents — Emmanuel Sanders (104) of Denver, 9/29/19

POSTSEASON

By Jaguars — Jimmy Smith vs. Miami (136 yards), 1/15/00
By Opponents — Brandin Cooks of New England (100 yards), 1/21/18

200 YARDS RECEIVING

REGULAR SEASON

By Jaguars — Justin Blackmon at Houston (236 yards), 11/18/12
By Opponents — Josh Gordon of Cleveland (261 yards), 12/01/13

POSTSEASON

By Jaguars — N/A
By Opponents — N/A

100 YARDS RUSHING IN A HALF

REGULAR SEASON

By Jaguars — Leonard Fournette at Denver (190 in 2nd half), 9/29/19
By Opponents — Christian McCaffrey of Carolina (142 yards in 2nd half), 12/6/18

POSTSEASON

By Jaguars — Fred Taylor vs. Miami (135 in 1st half), 1/15/00
By Opponents — T. Davis of Denver (101 in 2nd half), 12/27/97

LAST TIME IT HAPPENED



OFFENSE

TWO 100-YARD RUSHERS IN SAME GAME

REGULAR SEASON

By Jaguars — R. Jennings (109 yards) & M. Jones-Drew (101 yards) vs. Oakland, 12/12/10
By Opponents — None

POSTSEASON

By Jaguars — N/A
By Opponents — T. Davis (184 yards) & D. Loville (103 yards) of Denver, 12/27/97

100 YARDS RECEIVING IN A HALF

REGULAR SEASON

By Jaguars — DJ Chark Jr. vs. Kansas City (111 in 1st half), 9/8/19
By Opponents — Sammy Watkins of Kansas City (178 in 1st half), 9/8/19

POSTSEASON

By Jaguars — N/A
By Opponents — N/A

TWO 100-YARD RECEIVERS IN SAME GAME

REGULAR SEASON

By Jaguars — D. Westbrook (130 yards) & D. Moncrief (109 yards, TD) vs. N.Y. Jets, 9/30/18
By Opponents — J. Smith-Schuster (104) & A. Brown (117) of Pittsburgh, 11/18/18

POSTSEASON

By Jaguars — N/A
By Opponents — A. Brown (132) and V. McDonald (112) of Pittsburgh, 1/14/18

THREE TOUCHDOWNS IN A GAME

REGULAR SEASON

By Jaguars — Mercedes Lewis (3 receiving) vs. Baltimore, 9/24/17
By Opponents — Christian McCaffrey (2 rushing, 1 receiving) of Carolina, 10/6/19

POSTSEASON

By Jaguars — Leonard Fournette (3 rushing) at Pittsburgh, 1/14/18
By Opponents — N/A

FOUR TOUCHDOWNS IN A GAME

REGULAR SEASON

By Jaguars — Maurice Jones-Drew (2 rushing, 2 receiving) vs. Tampa Bay, 12/11/11
By Opponents — Derrick Henry (4 rushing) of Tennessee, 12/6/18

POSTSEASON

By Jaguars — N/A
By Opponents — N/A

30 COMPLETIONS IN A GAME

REGULAR SEASON

By Jaguars — Blake Bortles at Kansas City (33 of 61 passes), 10/7/18
By Opponents — Andrew Luck of Indianapolis (33 of 52 passes), 12/2/18

POSTSEASON

By Jaguars — N/A
By Opponents — Ben Roethlisberger of Pittsburgh (37 of 58 passes), 1/14/18

THREE TOUCHDOWN PASSES

REGULAR SEASON

By Jaguars — Blake Bortles vs. New England (4), 9/16/18
By Opponents — Joe Flacco of Denver (3), 9/29/19

POSTSEASON

By Jaguars — Mark Brunell at New York Jets, 1/10/99
By Opponents — Ben Roethlisberger of Pittsburgh (5), 1/14/18

OFFENSE

FOUR TOUCHDOWN PASSES

REGULAR SEASON

By Jaguars — Blake Bortles vs. New England, 9/16/18
By Opponents — Philip Rivers of San Diego, 9/18/16

POSTSEASON

By Jaguars — N/A
By Opponents — Ben Roethlisberger of Pittsburgh (5), 1/14/18

FIVE TOUCHDOWN PASSES

REGULAR SEASON

By Jaguars — Blake Bortles at Tennessee, 12/6/15
By Opponents — Drew Brees of New Orleans, 12/27/15

POSTSEASON

By Jaguars — N/A
By Opponents — Ben Roethlisberger of Pittsburgh, 1/14/18

TWO TOUCHDOWN RECEPTIONS

REGULAR SEASON

By Jaguars — DJ Chark Jr. at Carolina (2), 10/6/19
By Opponents — Courtland Sutton (2) of Denver, 9/29/19

POSTSEASON

By Jaguars — Jimmy Smith vs. Miami, 1/15/00
By Opponents — Danny Amendola of New England, 1/21/18

THREE TOUCHDOWN RECEPTIONS

REGULAR SEASON

By Jaguars — Mercedes Lewis vs. Baltimore, 9/24/17
By Opponents — Sammy Watkins of Kansas City, 9/8/19

POSTSEASON

By Jaguars — N/A
By Opponents — N/A

TWO TOUCHDOWNS RUSHING

REGULAR SEASON

By Jaguars — Leonard Fournette at Buffalo, 11/25/18
By Opponents — Christian McCaffrey of Carolina, 10/6/19

POSTSEASON

By Jaguars — Leonard Fournette (3) at Pittsburgh, 1/14/18
By Opponents — N. Davenport of Pittsburgh, 1/5/08

THREE TOUCHDOWNS RUSHING

REGULAR SEASON

By Jaguars — Maurice Jones-Drew vs. St. Louis, 10/18/09
By Opponents — Derrick Henry (4 rushing) of Tennessee, 12/6/18

POSTSEASON

By Jaguars — Leonard Fournette at Pittsburgh, 1/14/18
By Opponents — N/A

TD PASS BY NON-QB

REGULAR SEASON

By Jaguars — Marqise Lee (20 yards) vs. Tennessee, 12/24/16
By Opponents — Willie Davis (22 yards) of Tennessee Oilers, 11/16/97

POSTSEASON

By Jaguars — N/A
By Opponents — N/A

LAST TIME IT HAPPENED



DEFENSE

INTERCEPTED PASS RETURNED FOR A TOUCHDOWN

REGULAR SEASON

By Jaguars — Telvin Smith Sr. (33 yards) at Miami, 12/23/18
By Opponents — Chris Jones of Kansas City (20 yards), 10/7/18

POSTSEASON

By Jaguars — Rashean Mathis (63 yards) at Pittsburgh, 1/5/08
By Opponents — Asante Samuel (73 yards) of New England, 1/7/06

FUMBLE RETURNED FOR A TOUCHDOWN

REGULAR SEASON

By Jaguars — Yannick Ngakoue (67 yards) at Tennessee, 12/31/17
By Opponents — Brian Burns (56 yards) of Carolina, 10/6/19

POSTSEASON

By Jaguars — Telvin Smith Sr. (50 yards) at Pittsburgh, 1/14/18
By Opponents — Otis Smith (47 yards) of New England, 1/12/97

TWO FORCED FUMBLES

REGULAR SEASON

By Jaguars — Yannick Ngakoue at Cleveland, 11/19/17
By Opponents — Whitney Mercilus of Houston, 9/15/19

POSTSEASON

By Jaguars — N/A
By Opponents — Eddie Robinson of Tennessee, 1/23/00

TWO SACKS

REGULAR SEASON

By Jaguars — Yannick Ngakoue at Carolina, 10/6/19
By Opponents — Von Miller of Denver, 9/29/19

POSTSEASON

By Jaguars — Gary Walker vs. Miami, 1/15/00
By Opponents — Lamarr Woodley of Pittsburgh, 1/5/08

THREE SACKS

REGULAR SEASON

By Jaguars — Calais Campbell vs. Tennessee (3.0), 9/19/19
By Opponents — Denico Autry of Indianapolis (3.0), 12/2/18

POSTSEASON

By Jaguars — N/A
By Opponents — N/A

FOUR SACKS

REGULAR SEASON

By Jaguars — Calais Campbell at Houston (4.0), 9/10/17
By Opponents — Ryan Kerrigan of Washington (4.0), 9/14/14

POSTSEASON

By Jaguars — N/A
By Opponents — N/A

ONE INTERCEPTION

REGULAR SEASON

By Jaguars — Ronnie Harrison at Denver, 9/29/19
By Opponents — Frank Clark of Kansas City, 9/8/19

POSTSEASON

By Jaguars — Myles Jack at Pittsburgh, 1/14/18
By Opponents — Rodney Harrison of New England, 1/12/08

TWO INTERCEPTIONS

REGULAR SEASON

By Jaguars — Jalen Ramsey vs. Pittsburgh, 11/18/18
By Opponents — Tre Boston of Los Angeles Chargers, 11/12/17

DEFENSE

POSTSEASON

By Jaguars — Rashean Mathis at Pittsburgh, 1/5/08
By Opponents — N/A

SAFETY

REGULAR SEASON

By Jaguars — Leon Jacobs (tackled Tennessee WR C. Batson on punt return in the end zone), 12/6/18
By Opponents — J.J. Watt of Houston (sacked QB B. Bortles in the end zone), 12/29/14

POSTSEASON

By Jaguars — N/A
By Opponents — Josh Evans & Jason Fisk of Tennessee (Sacked QB M. Brunell in the end zone, 1/23/00)

FOUR PASSES DEFENSED

REGULAR SEASON

By Jaguars — Jalen Ramsey at Pittsburgh, 10/8/17
By Opponents — Orlando Scandrick of Kansas City, 10/7/18

POSTSEASON

By Jaguars — N/A
By Opponents — N/A

SPECIAL TEAMS

FIVE FIELD GOALS

REGULAR SEASON

By Jaguars — Josh Scobee at Buffalo, 10/10/10
By Opponents — Jeff Reed of Pittsburgh, 12/1/02 (6)

POSTSEASON

By Jaguars — N/A
By Opponents — N/A

55-YARD FIELD GOAL

REGULAR SEASON

By Jaguars — Josh Lambo vs. Indianapolis (55 yards), 11/11/18
By Opponents — Brett Maher of Dallas (55 yards), 10/14/18

POSTSEASON

By Jaguars — N/A
By Opponents — N/A

50-YARD FIELD GOAL

REGULAR SEASON

By Jaguars — Josh Lambo vs. Indianapolis (55 yards), 11/11/18
By Opponents — Brett Maher of Dallas (55 yards), 10/14/18

POSTSEASON

By Jaguars — Josh Lambo at New England (54 yards), 1/21/18
By Opponents — John Hall of New York Jets (52 yards), 1/10/99

GAME-WINNING FIELD GOAL

REGULAR SEASON

By Jaguars — Josh Lambo at Denver (33 yards at 0:04), 9/29/19
By Opponents — Dustin Hopkins of Washington (36 yards at 0:04), 12/16/18

POSTSEASON

By Jaguars — Josh Scobee at Pittsburgh (25 yards at 0:37), 1/5/08
By Opponents — N/A

LAST TIME IT HAPPENED



SPECIAL TEAMS

KICKOFF RETURN FOR A TOUCHDOWN

REGULAR SEASON

By Jaguars — Marqise Lee at Houston (100 yards), 12/18/16
By Opponents — Pharoh Cooper of Los Angeles Rams (103 yards), 10/15/17

POSTSEASON

By Jaguars — N/A
By Opponents — N/A

PUNT RETURN FOR A TOUCHDOWN

REGULAR SEASON

By Jaguars — Dede Westbrook vs. Washington (74 yards), 12/16/18
By Opponents — Andre Roberts of Detroit (55 yards), 11/20/16

POSTSEASON

By Jaguars — N/A
By Opponents — N/A

BLOCKED FIELD GOAL ATTEMPT

REGULAR SEASON

By Jaguars — Calais Campbell at Carolina, 10/6/19
By Opponents — Linval Joseph of Minnesota (Jason Myers), 12/11/16

POSTSEASON

By Jaguars — N/A
By Opponents — N/A

BLOCKED FIELD GOAL RETURNED FOR A TOUCHDOWN

REGULAR SEASON

By Jaguars — Chris Hudson (58 yards) vs. Pittsburgh, 9/22/97
By Opponents — Antrel Rolle of Arizona (83 yards), 9/20/09

POSTSEASON

By Jaguars — N/A
By Opponents — N/A

BLOCKED PUNT RETURNED FOR A TOUCHDOWN

REGULAR SEASON

By Jaguars — Mike Harris (19 yards) at Tennessee, 12/30/12
By Opponents — Malcolm Brown (8 yards) of Los Angeles Rams, 10/15/17

POSTSEASON

By Jaguars — Travis Davis (29 yards) at Denver, 12/27/97
By Opponents — N/A

BLOCKED PUNT

REGULAR SEASON

By Jaguars — Dan Skuta at Indianapolis (Pat McAfee), 1/1/17
By Opponents — Cory Littleton of Los Angeles Rams (Brad Nortman), 10/15/17

POSTSEASON

By Jaguars — Travis Davis at Denver (T. Rouen), 12/27/97
By Opponents — N/A

BLOCKED EXTRA POINT

REGULAR SEASON

By Jaguars — Telvin Smith Sr. at Tennessee (Ryan Succop), 12/31/17
By Opponents — Denico Autry of Indianapolis (Josh Lambo), 11/11/18

POSTSEASON

By Jaguars — Clyde Simmons at Denver (J. Elam), 1/4/97
By Opponents — N/A

BLOCKED EXTRA POINT RETURNED FOR TWO POINTS

REGULAR SEASON

By Jaguars — Aaron Colvin at San Francisco, 12/24/17
By Opponents — N/A

POSTSEASON

By Jaguars — N/A
By Opponents — N/A

MISSED EXTRA POINT

REGULAR SEASON

By Jaguars — Josh Lambo at San Francisco, 12/24/17
By Opponents — Ryan Succop of Tennessee, 12/6/18

POSTSEASON

By Jaguars — N/A
By Opponents — N/A

TWO-POINT CONVERSION MADE

REGULAR SEASON

By Jaguars — Blake Bortles pass to B. Koyack at San Francisco, 12/24/17
By Opponents — Marlon Mack of Indianapolis, 11/11/18

POSTSEASON

By Jaguars — N/A
By Opponents — Terrell Davis run of Denver, 1/4/97

TWO-POINT CONVERSION FAILED

REGULAR SEASON

By Jaguars — Leonard Fournette at Houston (run failed), 9/15/19
By Opponents — Ben Roethlisberger of Pittsburgh (pass failed), 11/18/18

POSTSEASON

By Jaguars — Fred Taylor vs. New England (run failed), 1/3/99
By Opponents — Ben Roethlisberger of Pittsburgh (pass failed), 1/5/08

RECOVERED OWN ONSIDE KICK

REGULAR SEASON

By Jaguars — at Kansas City (J. Lambo), 10/7/18
By Opponents — vs. Houston (Q. Demps), 12/27/11

POSTSEASON

By Jaguars — N/A
By Opponents — N/A

JAGUARS 2019 STATISTICS



Jacksonville Jaguars / Week 5 / Through Sunday, October 6, 2019 / Regular Season

Won 2, Lost 3

9/8/2019	L	26 - 40	Kansas City Chiefs
9/15/2019	L	12 - 13	at Houston Texans
9/19/2019	W	20 - 7	Tennessee Titans
9/29/2019	W	26 - 24	at Denver Broncos
10/6/2019	L	27 - 34	at Carolina Panthers

Total First Downs

	Jacksonville	Opponent
Rushing	29	32
Passing	61	62
Penalty	9	9
3rd Down: Made/Att	20/61	27/65
3rd Down Pct.	32.8%	41.5%
4th Down: Made/Att	3/4	1/3
4th Down Pct.	75.0%	33.3%
Possession Avg.	31:01	28:59
Total Net Yards	1963	1910
Avg. Per Game	392.6	382.0
Total Plays	311	313
Avg. Per Play	6.3	6.1
Net Yards Rushing	690	683
Avg. Per Game	138.0	136.6
Total Rushes	126	125
Net Yards Passing	1273	1227
Avg. Per Game	254.6	245.4
Sacked/Yards Lost	12/81	16/98
Gross Yards	1354	1325
Attempts/Completions	173/115	172/103
Completion Pct.	66.5%	59.9%
Had Intercepted	1	1
Punts/Average	24/45.9	27/45.9
Net Punting Avg.	45.2	42.1
Penalties/Yards	44/359	34/321
Fumbles/Ball Lost	8/5	7/1
Touchdowns	11	14
Rushing	1	6
Passing	10	7
Returns	1	3

Score By Periods

	Q1	Q2	Q3	Q4	OT	Pts
Team	31	22	24	34	0	111
Opponents	41	26	14	37	0	118

Scoring

	TD	Ru	Pa	Rt	PAT	FG	2Pt	Pts
J.Lambo	0	0	0	0	9/9	12/12	0	45
D.Chark	5	0	5	0	0/0	0/0	0	30
J.O'Shaughnessy	2	0	2	0	0/0	0/0	0	12
R.Armstead	1	0	1	0	0/0	0/0	0	6
C.Conley	1	0	1	0	0/0	0/0	0	6
D.Westbrook	1	0	1	0	0/0	0/0	0	6
L.Fournette	1	1	0	0	0/0	0/0	0	6
Team	11	1	10	0	9/9	12/12	0	111
Opponents	14	6	7	1	13/14	7/9	0	118

2-Pt. Conversions: Team 0/2, Opponents: 0/0

Sacks: J.Allen 3.0, C.Campbell 3.0, Y.Ngakoue 2.0, D.Smoot 2.0, D.Hayden 1.0, L.Jacobs 1.0, T.Bryan 1.0, R.Harrison 1.0, M.Jack 0.5, M.Dareus 0.5 Team: 15.0, Opponents: 12.0

Rushing	No.	Yds	Avg	Long	TD
L.Fournette	95	512	5.4	81	1
G.Minshew	19	124	6.5	21	0
R.Armstead	10	48	4.8	16	0
D.Westbrook	2	6	3.0	4	0
Team	126	690	5.5	81	1
Opponents	125	683	5.5	84t	6

Receiving	No.	Yds	Avg	Long	TD
D.Chark	27	485	18.0	69	5
D.Westbrook	23	227	9.9	32	1
L.Fournette	20	143	7.2	20	0
C.Conley	14	243	17.4	31	1
J.O'Shaughnessy	14	153	10.9	35	2
G.Swaim	12	60	5.0	9	0
R.Armstead	2	14	7.0	7t	1
M.Lee	2	10	5.0	5	0
K.Cole	1	19	19.0	19	0
Team	115	1354	11.8	69	10
Opponents	103	1325	12.9	68t	7

Interceptions	No.	Yds	Avg	Long	TD
R.Harrison	1	31	31.0	31	0
Team	1	31	31.0	31	0
Opponents	1	5	5.0	5	0

Punting	No	Yds	Avg	Net	TB	In	Lg	B
L.Cooke	24	1102	45.9	45.2	0	9	60	0
Team	24	1102	45.9	45.2	0	9	60	0
Opponents	27	1239	45.9	42.1	3	12	63	0

Punt Returns	Ret	FC	Yds	Avg	Long	TD
D.Westbrook	9	8	36	4.0	15	0
T.Ervin	2	0	6	3.0	6	0
Team	11	8	42	3.8	15	0
Opponents	6	9	18	3.0	10	0

Kickoff Returns	No.	Yds	Avg	Long	TD
T.Ervin	3	58	19.3	21	0
Team	3	58	19.3	21	0
Opponents	8	178	22.3	27	0

Field Goals	1-19	20-29	30-39	40-49	50+
J.Lambo	0/ 0	2/ 2	6/ 6	4/ 4	0/ 0
Team	0/ 0	2/ 2	6/ 6	4/ 4	0/ 0
Opponents	0/ 0	3/ 3	3/ 3	1/ 2	0/ 1

Fumbles Lost: G.Minshew 4, L.Fournette 1 Total: 5

Opponent Fumble Recoveries: L.Jacobs 1 Total: 1

Passing	Att	Cmp	Yds	Cmp%	Yds/Att	TD	TD%	Int	Int%	Long	Sack	Lost	Rating
G.Minshew	165	110	1279	66.7%	7.8	9	5.5%	1	0.6%	69	12/	81	105.6
N.Foles	8	5	75	62.5%	9.4	1	12.5%	0	0.0%	35t	0/	0	132.8
Team	173	115	1354	66.5%	7.8	10	5.8%	1	0.6%	69	12/	81	106.9
Opponents	172	103	1325	59.9%	7.7	7	4.1%	1	0.6%	68t	16/	98	95.2

SAINTS 2019 STATISTICS



New Orleans Saints / Week 5 / Through Sunday, October 6, 2019 / Regular Season

Won 4, Lost 1

9/9/2019	W	30 - 28	Houston Texans
9/15/2019	L	9 - 27	at Los Angeles Rams
9/22/2019	W	33 - 27	at Seattle Seahawks
9/29/2019	W	12 - 10	Dallas Cowboys
10/6/2019	W	31 - 24	Tampa Bay Buccaneers

Total First Downs

	New Orleans	Opponent
Rushing	27	29
Passing	63	61
Penalty	8	12
3rd Down: Made/Att	28/64	24/62
3rd Down Pct.	43.8%	38.7%
4th Down: Made/Att	2/4	3/7
4th Down Pct.	50.0%	42.9%
Possession Avg.	31:34	28:26
Total Net Yards	1742	1817
Avg. Per Game	348.4	363.4
Total Plays	301	305
Avg. Per Play	5.8	6.0
Net Yards Rushing	522	542
Avg. Per Game	104.4	108.4
Total Rushes	122	121
Net Yards Passing	1220	1275
Avg. Per Game	244.0	255.0
Sacked/Yards Lost	8/68	16/109
Gross Yards	1288	1384
Attempts/Completions	171/122	168/108
Completion Pct.	71.3%	64.3%
Had Intercepted	4	2
Punts/Average	20/47.1	22/44.5
Net Punting Avg.	43.8	37.4
Penalties/Yards	44/325	33/281
Fumbles/Ball Lost	4/1	5/4
Touchdowns	12	15
Rushing	2	7
Passing	8	8
Returns	0	1

Score By Periods

	Q1	Q2	Q3	Q4	OT	Pts
Team	10	42	31	32	0	115
Opponents	20	20	35	41	0	116

Scoring

	TD	Ru	Pa	Rt	PAT	FG	2Pt	Pts
W.Lutz	0	0	0	0	10/11	11/12	0	43
M.Thomas	3	0	3	0	0/0	0/0	0	18
A.Kamara	2	1	1	0	0/0	0/0	0	12
T.Smith	1	0	1	0	0/0	0/0	0	6
D.Harris	1	0	0	1	0/0	0/0	0	6
T.Ginn	1	0	1	0	0/0	0/0	0	6
J.Cook	1	0	1	0	0/0	0/0	0	6
L.Murray	1	1	0	0	0/0	0/0	0	6
V.Bell	1	0	0	1	0/0	0/0	0	6
T.Hill	1	0	1	0	0/0	0/0	0	6
Team	12	2	8	2	10/11	11/12	0	115
Opponents	15	7	8	0	14/14	4/4	0	116

2-Pt. Conversions: Team 0/1, Opponents: 0/0

Sacks: M.Davenport 3.0, C.Jordan 3.0, T.Hendrickson 3.0,
M.Brown 2.0, D.Onyemata 1.0, C.Granderson 1.0, S.Rankins 1.0,
A.Anzalone 1.0, P.Williams 1.0, S.Tuttle 0.5 **Team: 16.5,**
Opponents: 8.0

Rushing	No.	Yds	Avg	Long	TD
A.Kamara	75	342	4.6	28	1
L.Murray	24	94	3.9	30t	1
T.Hill	7	43	6.1	18	0
T.Bridgewater	13	32	2.5	11	0
D.Harris	1	10	10.0	10	0
T.Ginn	1	1	1.0	1	0
Z.Line	1	0	0.0	0	0
Team	122	522	4.3	30t	2
Opponents	121	542	4.5	32	7

Receiving	No.	Yds	Avg	Long	TD
M.Thomas	45	543	12.1	42	3
A.Kamara	26	241	9.3	41	1
T.Ginn	14	170	12.1	41	1
J.Cook	12	131	10.9	31	1
J.Hill	8	70	8.8	26	0
L.Murray	6	32	5.3	16	0
T.Smith	5	75	15.0	28	1
T.Hill	4	30	7.5	9t	1
Z.Line	1	3	3.0	3	0
D.Harris	1	-7	-7.0	-7	0
L.Humphrey	0	0	0.0	0	0
Team	122	1288	10.6	42	8
Opponents	108	1384	12.8	66	8

Interceptions	No.	Yds	Avg	Long	TD
M.Williams	2	1	0.5	1	0
Team	2	1	0.5	1	0
Opponents	4	16	4.0	14	0

Punting	No	Yds	Avg	Net	TB	In	Lg	B
T.Morstead	20	943	47.2	43.8	0	12	64	0
Team	20	943	47.2	43.8	0	12	64	0
Opponents	22	980	44.5	37.4	1	5	66	0

Punt Returns	Ret	FC	Yds	Avg	Long	TD
D.Harris	13	4	138	10.6	53t	1
Team	13	4	138	10.6	53t	1
Opponents	7	9	68	9.7	32	0

Kickoff Returns	No.	Yds	Avg	Long	TD
D.Harris	5	125	25.0	32	0
T.Ginn	1	0	0.0	0	0
D.Washington	0	0	0.0	0	0
Team	6	125	20.8	32	0
Opponents	5	97	19.4	29	0

Field Goals	1-19	20-29	30-39	40-49	50+
W.Lutz	1/ 1	2/ 2	2/ 2	4/ 4	2/ 3
Team	1/ 1	2/ 2	2/ 2	4/ 4	2/ 3
Opponents	0/ 0	3/ 3	0/ 0	1/ 1	0/ 0

Fumbles Lost: D.Harris 1 **Total: 1**

Opponent Fumble Recoveries: V.Bell 3, C.Jordan 1 **Total: 4**

Passing	Att	Cmp	Yds	Cmp%	Yds/Att	TD	TD%	Int	Int%	Long	Sack	Lost	Rating
T.Bridgewater	121	85	849	70.2%	7.0	6	5.0%	2	1.7%	42	7/	60	99.5
D.Brees	48	35	408	72.9%	8.5	2	4.2%	2	4.2%	41	1/	8	94.8
T.Hill	1	1	18	100.0%	18.0	0	0.0%	0	0.0%	18	0/	0	118.8
A.Kamara	1	1	13	100.0%	13.0	0	0.0%	0	0.0%	13	0/	0	118.8
Team	171	122	1288	71.3%	7.5	8	4.7%	4	2.3%	42	8/	68	98.8
Opponents	168	108	1384	64.3%	8.2	8	4.8%	2	1.2%	66	16/	109	100.9



ROSTER BREAKDOWN

ALPHABETICAL



NO	NAME	POS	HT	WT	DOB	AGE	EXP	COLLEGE	HOMETOWN	HOW ACQ.
57	Alexander, D.J.	LB	6-2	233	9/30/91	28	5	Oregon State	Palm Desert, Calif.	FA-'19
41	Allen, Josh	DE	6-5	262	7/13/97	22	R	Kentucky	Montclair, N.J.	D1-'19
23	Armstead, Ryquell	RB	5-11	220	10/30/96	22	R	Temple	Millville, N.J.	D5-'19
16	Board, C.J.	WR	6-1	181	12/12/93	25	1	Chattanooga	Clarksville, Tenn.	FA-'19
31	Borders, Breon	CB	6-0	189	7/22/95	24	1	Duke	Statesville, N.C.	PS-'18
21	Bouye, A.J.	CB	6-0	191	8/16/91	28	7	Central Florida	Tucker, Ga.	UFA (Hou.)-'17
90	Bryan, Taven	DL	6-5	291	3/11/96	23	2	Florida	Casper, Wyo.	D1-'18
58	Calitro, Austin	LB	6-0	240	1/10/94	25	3	Villanova	Danbury, Conn.	W (Sea.)-'19
93	Campbell, Calais	DL	6-8	300	9/1/86	33	12	Miami (Fla.)	Aurora, Colo.	UFA (Ari.)-'17
60	Cann, A.J.	OL	6-3	315	10/3/91	27	5	South Carolina	Bamberg, S.C.	D3-'15
17	Chark Jr., DJ	WR	6-4	198	9/23/96	23	2	Louisiana State	Alexandria, La.	D2-'18
84	Cole, Keelan	WR	6-1	194	4/20/93	26	3	Kentucky Wesleyan	Louisville, Ky.	FA-'17
18	Conley, Chris	WR	6-3	205	10/25/92	26	5	Georgia	Dallas, Ga.	UFA (K.C.)-'19
9	Cooke, Logan	P	6-5	230	7/28/95	24	2	Mississippi State	Darbus, Miss.	D7b-'18
99	Dareus, Marcell	DT	6-3	331	3/13/90	29	9	Alabama	Birmingham, Ala.	T (Buf.)-'17
22	Davis, Cody	S	6-2	203	6/6/89	30	7	Texas Tech	Stephenville, Texas	UFA (LAR)-'18
88	DeValve, Seth	TE	6-3	245	1/29/93	26	4	Princeton	Manchester, Conn.	W (Cle.)-'19
1	Dobbs, Josh	QB	6-3	219	1/26/95	24	3	Tennessee	Alpharetta, Ga.	T (Pit.)-'19
24	Ervin, Tyler	RB	5-10	185	10/7/93	26	4	San Jose State	San Bernardino, Calif.	W (Bal.)-'19
27	Fournette, Leonard	RB	6-0	228	1/18/95	24	3	Louisiana State	New Orleans, La.	D1-'17
52	Goode, Najee	LB	6-0	244	6/4/89	30	8	West Virginia	Cleveland, Ohio	FA-'19
36	Harrison, Ronnie	S	6-3	207	4/18/97	22	2	Alabama	Tallahassee, Fla.	D3-'18
25	Hayden, D.J.	CB	5-11	190	6/27/90	29	7	Houston	Houston, Texas	UFA (Det.)-'18
37	Herndon, Tre	CB	5-11	185	3/5/96	23	2	Vanderbilt	Chattanooga, Tenn	FA-'18
44	Jack, Myles	LB	6-1	244	9/3/95	24	4	UCLA	Scottsdale, Ariz.	D2-'16
48	Jacobs, Leon	LB	6-2	246	10/3/95	24	2	Wisconsin	San Pedro, Calif.	D7a-'18
95	Jones, Abry	DT	6-4	318	9/8/91	28	7	Georgia	Warner Robins, Ga.	FA-'13
4	Lambo, Josh	K	6-0	215	11/19/90	28	5	Texas A&M	Lansing, Mich.	FA-'17
11	Lee, Marqise	WR	6-0	196	11/25/91	27	6	Southern California	Inglewood, Calif.	D2a-'14
65	Linder, Brandon	OL	6-6	315	1/25/92	27	6	Miami (Fla.)	Southwest Ranches, Fla.	D3-'14
55	McCray, Lerentee	DE	6-3	249	8/26/90	29	6	Florida	Ocala, Fla.	UFA (Buf.)-'17
15	Minshew II, Gardner	QB	6-1	225	5/16/96	23	R	Washington State	Brandon, Miss.	D6-'19
91	Ngakoue, Yannick	DE	6-2	246	3/31/95	24	4	Maryland	Bowie, Md.	D3-'16
68	Norwell, Andrew	OL	6-6	325	10/25/91	27	6	Ohio State	Cincinnati, Ohio	UFA (Car.)-'18
77	Ogbuehi, Cedric	OL	6-5	308	4/25/92	27	5	Texas A&M	Allen, Texas	UFA (Cin)-'19
89	Oliver, Josh	TE	6-5	249	3/21/97	22	R	San Jose State	Paso Robles, Calif.	D3-'19
46	Orzech, Matthew	LS	6-3	246	4/12/95	24	R	Azusa Pacific	Menifee, Calif.	W (Bal.)-'19
80	O'Shaughnessy, James	TE	6-4	245	1/14/92	27	5	Illinois State	Naperville, Ill.	W (N.E.)-'17
33	Ozigbo, Devine	RB	6-2	225	10/2/96	23	R	Nebraska	Sachse, Texas	W (N.O.)-'19
20	Ramsey, Jalen	CB	6-1	208	10/24/94	24	4	Florida State	Smyrna, Tenn.	D1-'16
76	Richardson Jr., Will	OL	6-6	306	1/4/96	23	2	North Carolina State	Burlington, N.C.	D4-'18
74	Robinson, Cam	OL	6-6	320	10/9/95	23	3	Alabama	West Monroe, La.	D2-'17
29	Robinson, Josh	CB	5-10	200	1/8/91	28	8	Central Florida	Fort Lauderdale, Fla.	FA-'19
98	Russell, Dontavious	DT	6-3	320	9/18/95	23	R	Auburn	Carrollton, Ga.	D7-'19
69	Shatley, Tyler	OL	6-3	310	5/5/91	28	6	Clemson	Icard, N.C.	FA-'14
94	Smoot, Dawuane	DE	6-3	264	3/2/95	24	3	Illinois	Groveport, Ohio	D3-'17
87	Swaim, Geoff	TE	6-4	260	9/16/93	25	5	Texas	Chico, Calif.	UFA (Dal.)-'19
75	Taylor, Jawaan	OL	6-5	312	11/25/97	21	R	Florida	Cocoa, Fla.	D2-'19
70	Thomas, Brandon	OL	6-3	317	2/18/91	28	2	Clemson	Spartanburg, S.C.	PS-'18
12	Westbrook, Dede	WR	6-0	178	11/21/93	25	3	Oklahoma	Cameron, Texas	D4-'17
56	Williams, Quincy	LB	5-11	225	8/28/96	23	R	Murray State	Birmingham, Ala.	D3b-'19
26	Wilson, Jarrod	S	6-2	210	2/9/94	25	4	Michigan	Akron, Ohio	FA-'16
42	Wingard, Andrew	S	6-0	209	12/5/96	22	R	Wyoming	Arvada, Colo.	FA-'19

NUMERICAL



NO	NAME	POS	HT	WT	DOB	AGE	EXP	COLLEGE	HOMETOWN	HOW ACQ.
1	Josh Dobbs	QB	6-3	219	1/26/95	24	3	Tennessee	Alpharetta, Ga	T (Pit.)-'19
4	Josh Lambo	K	6-0	215	11/19/90	28	5	Texas A&M	Lansing, Mich.	FA-'17
9	Logan Cooke	P	6-5	230	7/28/95	24	2	Mississippi State	Darbus, Miss.	D7b-'18
11	Marqise Lee	WR	6-0	196	11/25/91	27	6	Southern California	Inglewood, Calif.	D2a-'14
12	Dede Westbrook	WR	6-0	178	11/21/93	25	3	Oklahoma	Cameron, Texas	D4-'17
15	Gardner Minshew II	QB	6-1	225	5/16/96	23	R	Washington State	Brandon, Miss.	D6-'19
16	C.J. Board	WR	6-1	181	12/12/93	25	1	Chattanooga	Clarksville, Tenn.	FA-'19
17	DJ Chark Jr.	WR	6-4	198	9/23/96	23	2	Louisiana State	Alexandria, La.	D2-'18
18	Chris Conley	WR	6-3	205	10/25/92	26	5	Georgia	Dallas, Ga.	UFA (K.C.)-'19
20	Jalen Ramsey	CB	6-1	208	10/24/94	24	4	Florida State	Smyrna, Tenn.	D1-'16
21	A.J. Bouye	CB	6-0	191	8/16/91	28	7	Central Florida	Tucker, Ga.	UFA (Hou.)-'17
22	Cody Davis	S	6-2	203	6/6/89	30	7	Texas Tech	Stephenville, Texas	UFA (LAR.)-'18
23	Ryquell Armstead	RB	5-11	220	10/30/96	22	R	Temple	Millville, N.J.	D5-'19
24	Tyler Ervin	RB	5-10	185	10/7/93	26	4	San Jose State	San Bernardino, Calif.	W (Bal.)-'19
25	D.J. Hayden	CB	5-11	190	6/27/90	29	7	Houston	Houston, Texas	UFA (Det.)-'18
26	Jarrod Wilson	S	6-2	210	1/23/94	25	4	Michigan	Akron, Ohio	FA-'16
27	Leonard Fournette	RB	6-0	228	1/18/95	24	3	Louisiana State	New Orleans, La.	D1-'17
29	Josh Robinson	CB	5-10	200	1/8/91	28	8	Central Florida	Fort Lauderdale, Fla.	FA-'19
31	Breon Borders	CB	6-0	189	7/22/95	24	1	Duke	Statesville, N.C.	PS-'18
33	Devine Ozigbo	RB	6-2	225	10/2/96	22	R	Nebraska	Sachse, Texas	W (N.O.)-'19
36	Ronnie Harrison	S	6-3	207	4/18/97	22	2	Alabama	Tallahassee, Fla.	D3-'18
37	Tre Herndon	CB	5-11	185	3/5/96	23	2	Vanderbilt	Chattanooga, Tenn.	FA-'18
41	Josh Allen	DE	6-5	262	7/13/97	22	R	Kentucky	Montclair, N.J.	D1-'19
42	Andrew Wingard	S	6-0	209	12/5/96	22	R	Wyoming	Arvada, Colo.	FA-'19
44	Myles Jack	LB	6-1	244	9/3/95	24	4	UCLA	Scottsdale, Ariz.	D2-'16
46	Matthew Orzech	LS	6-3	246	4/12/95	24	R	Azusa Pacific	Menifee, Calif.	W (Bal.)-'19
48	Leon Jacobs	LB	6-2	246	10/3/95	23	2	Wisconsin	San Pedro, Calif.	D7a-'18
52	Najee Goode	LB	6-0	244	6/4/89	30	8	West Virginia	Cleveland, Ohio	FA-'19
55	Lerentee McCray	DE	6-3	249	8/26/90	29	6	Florida	Ocala, Fla.	UFA (Buf.)-'17
56	Quincy Williams	LB	5-11	225	8/28/96	23	R	Murray State	Birmingham, Ala.	D3b-'19
57	D.J. Alexander	LB	6-2	233	9/30/91	28	5	Oregon State	Palm Desert, Calif.	FA-'19
58	Austin Calitro	LB	6-0	240	1/10/94	25	3	Villanova	Danbury, Conn.	W (Sea.)-'19
60	A.J. Cann	OL	6-3	315	10/3/91	27	5	South Carolina	Bamberg, S.C.	D3-'15
65	Brandon Linder	OL	6-6	315	1/25/92	27	6	Miami (Fla.)	Southwest Ranches, Fla.	D3-'14
68	Andrew Norwell	OL	6-6	325	10/25/91	27	6	Ohio State	Cincinnati, Ohio	UFA (Car.)-'18
69	Tyler Shatley	OL	6-3	310	5/5/91	28	6	Clemson	Icard, N.C.	FA-'14
70	Brandon Thomas	OL	6-3	317	2/18/91	28	2	Clemson	Spartanburg, S.C.	PS-'18
74	Cam Robinson	OL	6-6	320	10/9/95	23	3	Alabama	West Monroe, La.	D2-'17
75	Jawaan Taylor	OL	6-5	312	11/25/97	21	R	Florida	Cocoa, Fla.	D2-'19
76	Will Richardson Jr.	OL	6-6	306	1/4/96	23	2	North Carolina State	Burlington, N.C.	D4-'18
77	Cedric Ogbuehi	OL	6-5	308	4/25/92	27	5	Texas A&M	Allen, Texas	UFA (Cin.)-'19
80	James O'Shaughnessy	TE	6-4	245	1/14/92	27	5	Illinois State	Naperville, Ill.	W (N.E.)-'17
84	Keelan Cole	WR	6-1	194	4/20/93	26	3	Kentucky Wesleyan	Louisville, Ky.	FA-'17
87	Geoff Swaim	TE	6-4	260	9/16/93	26	5	Texas	Chico, Calif.	UFA (Dal.)-'19
88	Seth DeValve	TE	6-3	245	1/29/93	26	4	Princeton	Manchester, Conn.	W (Cle.)-'19
89	Josh Oliver	TE	6-5	249	3/21/97	22	R	San Jose State	Paso Robles, Calif.	D3-'19
90	Taven Bryan	DL	6-5	291	3/11/96	23	2	Florida	Casper, Wyo.	D1-'18
91	Yannick Ngakoue	DE	6-2	246	3/31/95	24	4	Maryland	Bowie, Md.	D3-'16
93	Calais Campbell	DL	6-8	300	9/1/86	33	12	Miami (Fla.)	Aurora, Colo.	UFA (Ari.)-'17
94	Dawuane Smoot	DE	6-3	264	3/2/95	24	3	Illinois	Groveport, Ohio	D3-'17
95	Abry Jones	DT	6-4	318	9/8/91	28	7	Georgia	Warner Robins, Ga.	FA-'13
98	Dontavius Russell	DT	6-3	320	9/18/95	24	R	Auburn	Carrollton, Ga.	D7-'19
99	Marcell Dareus	DT	6-3	331	3/13/90	29	9	Alabama	Birmingham, Ala.	T (Buf.)-'17

PRACTICE SQUAD

13	Michael Walker	WR	5-11	194	10/29/96	22	R	Boston College	Naples, Fla.	FA-'19
14	Chase Litton	QB	6-5	230	10/5/95	24	1	Marshall	Winter Park, Fla.	FA-'19
19	Terry Godwin	WR	5-11	185	10/23/96	22	R	Georgia	Hogansville, Ga.	FA-'19
30	Tae Hayes	CB	5-9	188	8/19/97	22	R	Appalachian State	Decatur, Ala.	FA-'19
40	Brandon Watson	CB	5-11	198	7/11/95	24	R	Michigan	Wilmington, Del.	FA-'19
43	Joe Giles-Harris	LB	6-2	234	4/1/97	22	R	Duke	Nyack, N.Y.	FA-'19
54	Eli Ankou	DT	6-3	325	6/8/94	25	3	UCLA	Ottawa, Ontario, Can.	W (Hou.)-'17
67	Ka'John Armstrong	OL	6-5	300	5/25/96	23	R	Eastern Michigan	Detroit, Mich.	FA-'19
72	Blake Hance	OL	6-5	310	1/11/96	23	R	Northwestern	Jacksonville, Ill.	FA-'19
85	Charles Jones	TE	6-4	255	8/5/96	23	R	Tulane	New Orleans, La.	FA-'19

DEPTH CHART



Offense

WR:	11 Marqise Lee	84 Keelan Cole		
LT:	74 Cam Robinson	77 Cedric Ogbuehi		
LG:	68 Andrew Norwell	70 Brandon Thomas		
C:	65 Brandon Linder	69 Tyler Shatley		
RG:	60 A.J. Cann/76 Will Richardson Jr.			
RT:	75 Jawaan Taylor			
TE:	87 Geoff Swaim	89 Josh Oliver	88 Seth DeValve	80 James O'Shaughnessy
WR:	12 Dede Westbrook	16 C.J. Board		
QB:	15 Gardner Minshew II	1 Josh Dobbs		
RB:	27 Leonard Fournette	23 Ryquell Armstead	24 Tyler Ervin/33 Devine Ozigbo	
WR:	17 DJ Chark Jr.	18 Chris Conley		

Defense

DE	91 Yannick Ngakoue	41 Josh Allen	55 Lerentee McCray	
NT	95 Abry Jones	98 Dontavious Russell		
DT	99 Marcell Dareus	90 Taven Bryan		
DE	93 Calais Campbell	94 Dawuane Smoot		
WLB	56 Quincy Williams	57 D.J. Alexander		
MLB	44 Myles Jack	52 Najee Goode		
SLB	48 Leon Jacobs	58 Austin Calitro		
LCB	20 Jalen Ramsey	25 D.J. Hayden	31 Breon Borders	
FS	26 Jarrold Wilson	42 Andrew Wingard		
SS	36 Ronnie Harrison	22 Cody Davis		
RCB	21 A.J. Bouye	37 Tre Herndon	29 Josh Robinson	

Special Teams

PK	4 Josh Lambo			
P	9 Logan Cooke			
H	9 Logan Cooke			
LS	46 Matthew Orzech			
PR	12 Dede Westbrook/24 Tyler Ervin	11 Marqise Lee	29 Josh Robinson	
KR	17 DJ Chark Jr./24 Tyler Ervin	11 Marqise Lee	84 Keelan Cole	

_____ = Rookie

PRONUNCIATION GUIDE

Ryquell Armstead	ruh-KWELL
A.J. Bouye	BOY-yay
Taven Bryan	TAY-ven
Calais Campbell	kuh-LAY-us
A.J. Cann	CAN
Austin Calitro	cuh-lee-tro
Marcell Dareus	DAR-ee-us
Seth DeValve	duh-VALVE
Najee Goode	NAH-jee GOOD
Abry Jones	AY-bree
Lerentee McCray	luh-ren-TAY
Yannick Ngakoue	yah NEEK in GAH kway
Cedric Ogbuehi	o-BWAY-hee
James O'Shaughnessy	OH-SEAN-uh-see
Devine Ozigbo	oh-ZIG-bo
Matt Orzech	ORR-zeck
Dawuane Smoot	duh-WAHN
Jarrold Wilson	JARE-id
Andrew Wingard	WING-urd

EXPERIENCE



NO	NAME	POS	HT	WT	DOB	AGE	EXP	COLLEGE	HOMETOWN
12th Year (1)									
93	Campbell, Calais	DL	6-8	300	9/1/86	32	11	Miami (Fla.)	Aurora, Co.
9th Year (1)									
99	Dareus, Marcell	DT	6-3	331	3/13/90	29	9	Alabama	Birmingham, Ala.
8th Year (2)									
52	Goode, Najee	LB	6-0	244	6/4/89	30	8	West Virginia	Cleveland, Ohio
29	Robinson, Josh	CB	5-10	200	1/8/91	28	8	UCF	Fort Lauderdale, Fla.
7th Year (4)									
21	Bouye, A.J.	CB	6-0	191	8/16/91	28	7	Central Florida	Tucker, Ga.
22	Davis, Cody	S	6-2	203	6/6/89	30	7	Texas Tech	Stephenville, Texas
25	Hayden, D.J.	CB	5-11	190	6/27/90	29	7	Houston	Houston, Texas
95	Jones, Abry	DT	6-4	318	9/8/91	28	7	Georgia	Warner Robins, Ga.
6th Year (5)									
11	Lee, Marqise	WR	6-0	196	11/25/91	27	6	Southern California	Inglewood, Calif.
65	Linder, Brandon	OL	6-6	315	1/25/92	27	6	Miami (Fla.)	Southwest Ranches, Fla.
55	McCray, Lerentee	DE	6-3	249	8/26/90	29	6	Florida	Ocala, Fla.
68	Norwell, Andrew	OL	6-6	325	10/25/91	27	6	Ohio State	Cincinnati, Ohio
69	Shatley, Tyler	OL	6-3	310	5/5/91	28	6	Clemson	Icard, N.C.
5th Year (7)									
57	Alexander, DJ	LB	6-2	233	9/30/91	28	5	Oregon State	Palm Desert, Calif.
60	Cann, A.J.	OL	6-3	315	10/3/91	27	5	South Carolina	Bamberg, S.C.
18	Conley, Chris	WR	6-3	205	10/25/92	26	5	Georgia	Dallas, Ga.
4	Lambo, Josh	K	6-0	215	11/19/90	28	5	Texas A&M	Lansing, Mich.
77	Ogbuehi, Cedric	OL	6-5	308	4/25/92	27	5	Texas A&M	Allen, Texas
80	O'Shaughnessy, James	TE	6-4	245	1/14/92	27	5	Illinois State	Naperville, Ill.
87	Swaim, Geoff	TE	6-4	260	9/16/93	26	5	Texas	Chico, Calif.
4th Year (6)									
88	DeValve, Seth	TE	6-3	245	1/29/93	26	4	Princeton	Manchester, Conn.
24	Ervin, Tyler	RB	5-10	182	10/7/93	25	4	San José State	San Bernardino, Calif.
44	Jack, Myles	LB	6-1	244	9/3/95	24	4	UCLA	Scottsdale, Ariz.
91	Ngakoue, Yannick	DE	6-2	246	3/31/95	24	4	Maryland	Bowie, Md.
20	Ramsey, Jalen	CB	6-1	208	10/24/94	24	4	Florida State	Smyrna, Tenn.
26	Wilson, Jarrod	S	6-2	210	2/9/94	25	4	Michigan	Arkon, Ohio
3rd Year (7)									
58	Calitro, Austin	LB	6-0	240	1/10/94	25	3	Villanova	Danbury, Conn.
84	Cole, Keelan	WR	6-1	194	4/20/93	26	3	Kentucky Wesleyan	Louisville, Ky.
1	Dobbs, Josh	QB	6-3	216	1/26/95	24	3	Tennessee	Alpharetta, Ga.
27	Fournette, Leonard	RB	6-0	228	1/18/95	24	3	Louisiana State	New Orleans, La.
74	Robinson, Cam	OL	6-6	320	10/9/95	23	3	Alabama	West Monroe, La.
94	Smoot, Dawuane	DE	6-3	264	3/21/95	24	3	Illinois	Groveport, Ohio
12	Westbrook, Dede	WR	6-0	178	11/21/93	25	3	Oklahoma	Cameron, Texas
2nd Year (8)									
90	Bryan, Taven	DL	6-5	291	3/11/96	23	2	Florida	Casper, Wyo.
17	Chark Jr., DJ	WR	6-4	198	9/23/96	23	2	Louisiana State	Alexandria, La.
9	Cooke, Logan	P	6-5	230	7/28/95	24	2	Mississippi State	Darbus, Miss.
36	Harrison, Ronnie	S	6-3	207	4/18/97	22	2	Alabama	Tallahassee, Fla.
41	Herndon, Tre	CB	5-11	185	3/5/96	23	2	Vanderbilt	Chattanooga, Tenn.
48	Jacobs, Leon	LB	6-2	246	10/3/95	24	2	Wisconsin	San Pedro, Calif.
76	Richardson Jr., Will	OL	6-6	306	1/4/96	23	2	North Carolina State	Burlington, N.C.
70	Thomas, Brandon	OL	6-3	317	2/18/91	28	2	Clemson	Spartanburg, S.C.
1st Year (2)									
16	Board, C.J.	WR	6-1	181	12/12/93	25	1	Chattanooga	Clarksville, Tenn.
31	Borders, Breon	CB	6-0	189	7/22/95	24	1	Duke	Statesville, N.C.
Rookies (10)									
41	Allen, Josh	DE	6-5	262	7/13/97	22	R	Kentucky	Montclair, N.J.
23	Armstead, Ryquell	RB	5-11	220	10/30/96	22	R	Temple	Millville, N.J.
15	Minshew II, Gardner	QB	6-1	225	5/16/96	23	R	Washington State	Brandon, Miss.
89	Oliver, Josh	TE	6-5	249	3/21/97	22	R	San José State	Paso Robles, Calif.
46	Orzech, Matthew	LS	6-3	246	4/12/95	24	R	Azusa Pacific	Menifee, Calif.
33	Ozigbo, Devine	RB	6-2	225	10/2/96	23	R	Nebraska	Sachse, Texas
98	Russell, Dontavious	DT	6-3	320	9/18/95	23	R	Auburn	Carrollton, Ga.
75	Taylor, Jawaan	OL	6-5	312	11/25/97	21	R	Florida	Cocoa, Fla.
56	Williams, Quincy	LB	5-11	225	8/28/96	23	R	Murray State	Birmingham, Ala.
42	Wingard, Andrew	S	6-0	209	12/5/96	22	R	Wyoming	Arvada, Colo.

BY POSITION



OFFENSE (25)

	NO	NAME	POS	HT	WT	EXP	COLLEGE
2	QUARTERBACKS						
	1	Dobbs, Josh	QB	6-3	216	3	Tennessee
	15	Minshew II, Gardner	QB	6-1	225	R	Washington State
4	RUNNING BACKS/FULLBACKS						
	23	Armstead, Ryquell	RB	5-11	220	R	Temple
	24	Ervin, Tyler	RB	5-10	185	4	San Jose State
	27	Fournette, Leonard	RB	6-0	228	3	Louisiana State
	33	Ozigbo, Devine	RB	6-2	225	R	Nebraska
6	WIDE RECEIVERS						
	11	Lee, Marqise	WR	6-0	196	6	Southern California
	12	Westbrook, Dede	WR	6-0	178	3	Oklahoma
	16	Board, C.J.	WR	6-1	181	1	Chattanooga
	17	Chark Jr., DJ	WR	6-4	198	2	Louisiana State
	18	Conley, Chris	WR	6-3	205	5	Georgia
	84	Cole, Keelan	WR	6-1	194	3	Kentucky Wesleyan
4	TIGHT ENDS						
	80	O'Shaughnessy, James	TE	6-4	245	5	Illinois State
	87	Swaim, Geoff	TE	6-4	260	5	Texas
	88	DeValve, Seth	TE	6-3	245	4	Princeton
	89	Oliver, Josh	TE	6-5	249	R	San Jose State
9	OFFENSIVE LINEMEN						
	60	Cann, A.J.	OL	6-3	315	5	South Carolina
	65	Linder, Brandon	OL	6-6	315	6	Miami (Fla.)
	68	Norwell, Andrew	OL	6-6	325	6	Ohio State
	69	Shatley, Tyler	OL	6-3	310	4	Clemson
	70	Thomas, Brandon	OL	6-3	317	2	Clemson
	74	Robinson, Cam	OL	6-6	320	3	Alabama
	75	Taylor, Jawaan	OL	6-5	312	R	Florida
	76	Richardson Jr, Will	OL	6-6	306	2	North Carolina State
	77	Ogbuehi, Cedric	OL	6-5	308	5	Texas A&M

SPECIAL TEAMS (3)

3	KICKERS/SPECIALISTS						
	4	Lambo, Josh	K	6-0	215	5	Texas A&M
	9	Cooke, Logan	P	6-5	230	2	Mississippi State
	46	Orzech, Matthew	LS	6-3	246	R	Azusa Pacific

DEFENSE (25)

9	DEFENSIVE LINEMEN						
	41	Allen, Josh	DE	6-5	262	R	Kentucky
	55	McCray, Lerentee	DE	6-3	249	6	Florida
	90	Bryan, Taven	DL	6-5	291	2	Florida
	91	Ngakoue, Yannick	DE	6-2	246	4	Maryland
	93	Campbell, Calais	DL	6-8	300	12	Miami (Fla.)
	94	Smoot, Dawuane	DE	6-3	264	3	Illinois
	95	Jones, Abry	DT	6-4	318	7	Georgia
	98	Russell, Dontavious	DL	6-3	220	R	Auburn
	99	Dareus, Marcell	DT	6-3	331	9	Alabama
6	LINEBACKERS						
	44	Jack, Myles	LB	6-1	244	4	UCLA
	48	Jacobs, Leon	LB	6-2	246	2	Wisconsin
	52	Goode, Najee	LB	6-0	244	8	West Virginia
	56	Williams, Quincy	LB	5-11	225	R	Murray State
	57	Alexander, D.J.	LB	6-2	233	5	Oregon State
	58	Calitro, Austin	LB	6-0	240	3	Villanova
10	DEFENSIVE BACKS						
	20	Ramsey, Jalen	CB	6-1	208	4	Florida State
	21	Bouye, A.J.	CB	6-0	191	7	Central Florida
	22	Davis, Cody	S	6-2	203	7	Texas Tech
	25	Hayden, D.J.	CB	5-11	190	7	Houston
	26	Wilson, Jarrod	S	6-2	210	4	Michigan
	29	Robinson, Josh	CB	5-10	200	8	UCF
	31	Borders, Breon	CB	6-0	189	1	Duke
	36	Harrison, Ronnie	S	6-3	207	2	Alabama
	37	Herndon, Tre	CB	5-11	185	2	Vanderbilt
	42	Wingard, Andrew	S	6-0	209	R	Wyoming

HOW BUILT



Year	Rookie, Veteran And First-Year Free Agents (12)	Unrestricted Free Agents (9)	Trades (2)	Practice Squad (2)	Waivers (5)	College Draft (23)
2013	DT Abry Jones					
2014	OL Tyler Shatley					Marqise Lee OL Brandon Linder
2015						OL A.J. Cann
2016	S Jarrod Wilson					CB Jalen Ramsey LB Myles Jack DE Yannick Ngakoue
2017	WR Keelan Cole K Josh Lambo	CB A.J. Bouye DL Calais Campbell DE Larentee McCray	DT Marcell Dareus (BUF)		TE James O'Shaughnessy (N.E.)	
2018	CB Tre Herndon	S Cody Davis CB D.J. Hayden OL Andrew Norwell		CB Breon Borders (JAX) OL Brandon Thomas (JAX)		DL Taven Bryan WR DJ Chark Jr. S Ronnie Harrison OL Will Richardson Jr. LB Leon Jacobs P Logan Cooke
2019	WR C.J. Board LB D.J. Alexander LB Najee Goode S Andrew Wingard CB Josh Robinson LB Austin Calitro	TE Geoff Swaim WR Chris Conley OL Cedric Ogbuehi	QB Josh Dobbs (PIT)		TE Seth DeVale (CLE) RB Tyler Ervin (BAL) LS Matthew Orzech (BAL) RB Devine Ozigbo (N.O.)	DE Josh Allen OL Jawaan Taylor TE Josh Oliver LB Quincy Williams RB Ryquell Armstead QB Gardner Minshew II DT Dontavious Russell

2019 COACHING STAFF

Head Coach - Doug Marrone

Offensive Staff

Offensive Coordinator - **John DeFilippo**
 Assistant Running Backs Coach - **John Donovan**
 Wide Receivers Coach - **Keenan McCardell**
 Tight Ends Coach - **Ron Middleton**
 Quarterbacks Coach - **Scott Milanovich**
 Offensive - Research - **Eric Price**
 Running Backs Coach - **Terry Robiskie**
 Assistant Offensive Line Coach - **Tony Sparano Jr.**
 Offensive Line Coach - **George Warhop**

Defensive Staff

Defensive Coordinator - **Todd Wash**
 Defensive Assistant - **Dom Capers**
 Linebackers Coach - **Mark Collins**
 Secondary Coach - Safeties - **Joe Danna**
 Defensive Line Coach - **Jason Rebrovich**
 Assistant Linebackers Coach - **Mike Rutenberg**
 Defensive Assistant - **Dwayne Stukes**
 Secondary Coach - Cornerbacks - **Tim Walton**

Special Teams Staff

Special Teams Coordinator - **Joe DeCamillis**
 Assistant Special Teams Coordinator - **Mike Mallory**

Coaching Support Staff

Director of Team Administration - **Tyler Wolf**
 Assistant to the Head Coach and Administrator of Coaching Operations - **ElizaBeth Mayers**

TRANSACTIONS



March 16	OGBUEHI, Cedric, OL	Signed Contract (UFA - CIN)	August 31	NELSON, Picasso CB	Released
March 19	RYAN, Jake, LB	Signed Contract (UFA - GB)	August 31	REAVIS, C.J. CB	Released
March 21	O'SHAUGHNESSY, James, TE	Signed Contract	August 31	SMITH, Saivion CB	Released
March 29	SHATLEY, Tyler, OL	Signed contract	August 31	STALLINGS, Bunchy OL	Released
April 1	BLUE, Alfred, RB	Signed Contract (UFA - HOU)	August 31	STRACHAN, Connor LB	Released
April 2	WELLS, Josh, OL	Signed Contract	August 31	VAKAMEILALO, Kalani DL	Released
April 2	CUNNINGHAM, Benny, RB	Signed Contract (UFA - CHI)	August 31	WALKER, Michael WR	Released
April 4	WESTER, Leonard, OL	Signed Contract	August 31	WATSON, Brandon CB	Released
April 10	BROWN, Cody, CB	Signed Contract	August 31	WILLIAMS, Andrew DL	Released
April 11	HINGER, Parker, OL	Claimed off waivers from Dallas	August 31	WOLF, Ethan TE	Released
April 29	ONWUALU, James LB	Claimed off waivers from San Francisco	August 31	GREENE, Donnell OL	Waived Injured
May 1	ALEXANDER, DJ LB	Signed Contract	August 31	MAYS, Devante RB	Waived Injured
May 1	GOOD, Najee LB	Signed Contract	August 31	MCDERMOTT, KC OL	Waived Injured
May 1	WILSON, Ramik LB	Signed Contract	August 31	WESTER, Leonard OL	Waived Injured
May 9	BROWN, Blair LB	Released	August 31	IJALANA, Ben OL	Placed on the team's waived/injured list
May 9	HINGER, Parker, OL	Released	August 31	PRYOR SR., Terrelle WR	Placed on the team's waived/injured list
May 9	FLOWERS, Dimitri FB	Released	August 31	RYAN, Jake LB	Placed on team's Active/Non-Football injury li
May 9	KESSLER, Cody QB	Released	September 1	ANKOU, Eli DT	Released
May 9	WILLIAMS, Dave RB	Released	September 1	KOYACK, Ben TE	Released
May 9	PAYNE, Donald LB	Released	September 1	VERTON, Matt LS	Released
May 10	ARMSTEAD, Ryquell RB	Signed Contract	September 1	BLUE, Alfred RB	Placed on the team's reserved/injured list
May 10	MINSHEW, Gardner QB	Signed Contract	September 1	DEVALVE, Seth TE	Claimed off waivers (CLE)
May 10	OLIVER, Josh TE	Signed Contract	September 1	ERVIN, Tyler RB	Claimed off waivers (BAL)
May 10	RUSSELL, Dontavius DL	Signed Contract	September 1	ORZECZ, Matthew LS	Claimed off waivers (BAL)
May 10	TAYLOR, Jawaan OL	Signed Contract	September 1	OZIGBO, Devine	Claimed off waivers (N.O.)
May 10	BOWMAN, Shane DL	Signed Contract	September 1	ARMSTRONG, Ka'John	Signed to practice squad
May 10	BRADY, Tyre WR	Signed Contract	September 1	HAYES, Tae CB	Signed to practice squad
May 10	CLARK, Khairi DL	Signed Contract	September 1	HOOD, Elijah RB	Signed to practice squad
May 10	GILES-HARRIS, Joe LB	Signed Contract	September 1	JONES, Charles TE	Signed to practice squad
May 10	GREENE, Donnell OL	Signed Contract	September 1	WALKER, Michael WR	Signed to practice squad
May 10	HAYES, Tae CB	Signed Contract	September 1	WATSON, Brandon CB	Signed to practice squad
May 10	LEONARD, Ralph WR	Signed Contract	September 2	DAVIS, Deshaun LB	Signed to practice squad
May 10	MEIER, Carson TE	Signed Contract	September 2	DOSS, Keelan WR	Signed to practice squad
May 10	NELSON, Picasso CB	Signed Contract	September 2	HANCE, Blake OL	Signed to practice squad
May 10	SANFORD, Marquez CB	Signed Contract	September 2	LITTON, Chase QB	Signed to practice squad
May 10	SMITH, Saivion CB	Signed Contract	September 3	GILES-HARRIS, Joe LB	Released
May 10	SNELSON, Dredrick WR	Signed Contract	September 3	CALITRO, Austin LB	Signed Contract
May 10	STALLINGS, Bunchy OL	Signed Contract	September 4	GILES-HARRIS, Joe LB	Signed to practice squad
May 10	STRACHAN, Connor LB	Signed Contract	September 4	DAVIS, Deshaun LB	Released from the practice squad
May 10	WALKER, Michael WR	Signed Contract	September 9	Foles, NICK QB	Placed on the team's reserved/injured list
May 10	WATSON, Brandon CB	Signed Contract	September 9	Dobbs, JOSHUA QB	Acquired via trade (PIT)
May 10	WHITE, Papi WR	Signed Contract	September 10	GODWIN, Terry WR	Signed to practice squad
May 10	WILLIAMS, Andrew DL	Signed Contract			
May 10	WINGARD, Andrew S	Signed Contract			
May 10	WOODS, Zedrick S	Signed Contract			
May 10	YOUNG, Roderick DT	Signed Contract			
May 12	AGASIVA, Jordan OL	Signed Contract			
May 12	COLUMBIALE, Michael TE	Signed Contract			
May 12	JONES, Charles TE	Signed Contract			
May 12	KALILI, Jocquez CB	Signed Contract			
May 12	MOON, Joshua S	Signed Contract			
May 12	BROWN, Cody S	Released			
May 12	YOUNG, Roderick DT	Released			
May 12	MEIER, Carson TE	Released			
May 12	SANFORD, Marquez CB	Released			
May 12	WHITE, Papi WR	Released			
June 3	JOHNSON, Lyndon DL	Released			
June 3	PRYOR SR., Terrelle WR	Signed Contract			
June 4	JONES, Datone DL	Signed Contract			
June 5	MCGOWAN, TAJ RB	Signed Contract			
June 5	CLARK, Khairi DL	Released			
June 8	McKEVER, Pharoah, TE	Released			
June 8	LAUDERDALE, Andrew OL	Claimed off waivers (ARI)			
June 13	VAKAMEILALO, Kalani DT	Signed Contract			
June 13	MCBRIDE, Tre WR	Signed Contract			
June 13	DELUCA, Nick LB	Released			
June 13	KUNTZ, Christian, LS	Released			
July 11	SNELSON, Dredrick WR	Waived Injured			
July 11	SIMMS, Marcus WR	Signed Contract			
July 22	WOODS, Zedrick S	Placed on team's reserve/retired list			
July 23	JOHNSON, Lyndon DL	Signed Contract			
July 23	ROBINSON, Cam OL	Placed on the team's Active/Physically Unable to Perform List			
July 23	ARMSTEAD, Ryquell RB	Placed on the team's Active/Physically Unable to Perform List			
July 23	LEE, Marqise WR	Placed on the team's Active/Physically Unable to Perform List			
July 23	GREENE, Donnell OL	Placed on the team's Active/Non-Football Injury list			
July 24	RYAN, Jake, LB	Placed on team's Active/Non-Football injury list			
July 24	GREENE, Donnell OL	Placed on team's Active/Non-Football injury list			
July 24	NGAKOUE, Yannick DE	Placed on team's reserve/did not report list			
July 24	SMITH, Telvin LB	Placed on team's reserve/retired list			
July 25	ROBINSON, Josh CB	Signed Contract			
July 25	SMITHSON, Fish S	Signed Contract			



STATISTICS

DEFENSIVE STATS



PLAYER	DEFENSE											SPECIAL TEAMS					MISC.			
	T	A	TT	SK	YD	TFL	QH	INT	PD	FF	FR	T	A	FF	FR	BL	T	A	FF	FR
Ronnie Harrison	20	14	34	1	-	1	-	1	2	-	-	1	-	-	-	-	-	-	-	-
Quincy Williams	19	12	31	-	-	1	-	-	-	-	-	-	-	-	-	-	-	-	-	-
Jarrold Wilson	17	10	27	-	-	3	-	-	1	-	-	2	-	-	-	-	-	-	-	-
Myles Jack	14	12	26	0.5	4	2	1	-	2	-	-	-	-	-	-	-	-	-	-	-
Calais Campbell	12	9	21	3	22	4	8	-	-	-	-	-	-	-	-	1	-	-	-	-
Josh Allen	11	7	18	3	24	4	6	-	-	1	-	-	-	-	-	-	-	-	-	-
Jalen Ramsey	13	4	17	-	-	-	-	-	1	1	-	-	-	-	-	-	-	-	-	-
A.J. Bouye	12	4	16	-	-	-	-	-	2	-	-	-	-	-	-	-	-	-	-	-
Tre Herndon	10	6	16	-	-	-	-	-	2	-	-	-	-	-	-	-	-	-	-	-
D.J. Hayden	11	3	14	1	8	1	4	-	4	-	-	-	-	-	-	-	-	-	-	-
Yannick Ngakoue	9	4	13	2	12	2	2	-	1	1	-	-	-	-	-	-	-	-	-	-
Marcell Dareus	5	5	10	0.5	3	1	1	-	-	-	-	-	-	-	-	-	-	-	-	-
Leon Jacobs	4	5	9	1	7	-	2	-	-	-	-	1	-	-	1	-	-	-	-	-
Najee Goode	7	1	8	-	-	-	-	-	1	-	-	-	1	-	-	-	-	-	-	-
Abry Jones	2	5	7	-	-	-	-	-	-	-	-	-	-	-	-	-	-	-	-	-
Dawuane Smoot	4	2	6	2	7	2	2	-	-	-	-	-	-	-	-	-	-	-	-	-
Taven Bryan	2	3	5	1	5	1	5	-	-	-	-	-	-	-	-	-	-	-	-	-
Andrew Wingard	2	0	2	-	-	-	-	-	-	-	-	4	1	-	-	-	-	-	-	-
D.J. Alexander	1	0	1	-	-	-	-	-	-	-	-	1	-	-	-	-	-	-	-	-
Lerentee McCray	1	0	1	-	-	-	-	-	-	-	-	-	-	-	-	-	-	-	-	-
Dontavious Russell	1	0	1	-	-	-	-	-	-	-	-	-	-	-	-	-	-	-	-	-
Cody Davis	0	0	0	-	-	-	-	-	-	-	-	1	1	-	-	-	-	-	-	-
Josh Robinson	0	0	0	-	-	-	-	-	-	-	-	1	1	-	-	-	-	-	-	-
Josh Lambo	0	0	0	-	-	-	-	-	-	-	-	1	-	-	-	-	-	-	-	-
Austin Calitro	0	0	0	-	-	-	-	-	-	-	-	1	-	-	-	-	-	-	-	-
Leonard Fournette	0	0	0	-	-	-	-	-	-	-	-	-	-	-	-	-	1	-	-	-
Will Richardson	0	0	0	-	-	-	-	-	-	-	-	-	-	-	-	-	1	-	-	-
Ryquell Armstead	0	0	0	-	-	-	-	-	-	-	-	-	-	-	-	-	1	-	-	-
Gardner Minshew	0	0	0	-	-	-	-	-	-	-	-	-	-	-	-	-	1	-	-	1
Dede Westbrook	0	0	0	-	-	-	-	-	-	-	-	-	-	-	-	-	1	-	-	-
Brandon Linder	0	0	0	-	-	-	-	-	-	-	-	-	-	-	-	-	-	-	-	1
A.J. Cann	0	0	0	-	-	-	-	-	-	-	-	-	-	-	-	-	-	-	-	1
Team Totals	177	106	283	15	92	22	31	1	16	3	-	13	4	-	1	1	5	-	-	3
Opponent Totals	187	117	304	12	81	17	24	1	22	7	5	15	-	-	1	-	1	-	-	5

SACK LEADERS		
PLAYER	SK	YD
Calais Campbell	3	22
Josh Allen	3	24
Yannick Ngakoue	2	12
Dawuane Smoot	2	7
Ronnie Harrison	1	-
D.J. Hayden	1	8
Leon Jacobs	1	7
Taven Bryan	1	5
Myles Jack	0.5	4
Marcell Dareus	0.5	3
Team Totals	15	92

SPECIAL TEAMS TACKLE LEADERS					
PLAYER	T	A	FF	FR	BL
Andrew Wingard	4	1	-	-	-
Jarrold Wilson	2	-	-	-	-
D.J. Alexander	1	-	-	-	-
Cody Davis	1	1	-	-	-
Josh Robinson	1	1	-	-	-
Josh Lambo	1	-	-	-	-
Austin Calitro	1	-	-	-	-
Ronnie Harrison	1	-	-	-	-
Leon Jacobs	1	-	-	1	-
Team Totals	13	4	-	1	1

PD LEADERS	
PLAYER	PD
D.J. Hayden	4
A.J. Bouye	2
Tre Herndon	2
Myles Jack	2
Ronnie Harrison	2
Jalen Ramsey	1
Najee Goode	1
Yannick Ngakoue	1
Jarrold Wilson	1
Team Totals	16

2019 GAME-BY-GAME PARTICIPATION



	vs. K.C.	at HOU	vs. TEN	at DEN	at CAR	vs. N.O.	at CIN	vs. NYJ	vs. HOU	at IND	at TEN	vs. T.B.	vs. LAC	at OAK	at ATL	vs. IND	GAMES/ STARTED
Alexander	P	P	INA	INA	P												3/0
Allen	DE	DE	DE	P	P												5/3
Ankou	ps	ps	ps	ps	ps												0/0
Armstead	P	P	P	P	P												5/0
Armstrong	ps	ps	ps	ps	ps												0/0
Board	INA	DNP	INA	INA	INA												0/0
Borders	P	P	INA	P	P												4/0
Bouye	CB	INA	CB	CB	CB												4/4
Bryan	P	P	P	P	P												5/0
Calitro	INA	P	P	P	P												4/0
Campbell	DT	DE	DT	DE	DE												5/5
Cann	RG	RG	RG	RG	RG												5/5
Chark Jr.	WR	WR	WR	P	WR												5/4
Cole	P	P	P	P	P												5/0
Conley	WR	WR	P	P	WR												5/3
Cooke	P	P	P	P	P												5/0
Dareus	INA	DT	NT	DT	DT												4/4
Davis	P	P	P	P	P												5/0
DeValve	P	P	P	TE	P												5/1
Dobbs	--	DNP	DNP	DNP	DNP												0/0
Doss	ps	--	--	--	--												0/0
Ervin	P	P	P	P	INA												4/0
Foles	QB	IR	IR	IR	IR												1/1
Fournette	RB	RB	RB	RB	RB												5/5
Giles-Harris	ps	ps	ps	ps	ps												0/0
Goode	P	P	P	P	P												5/0
Godwin	--	ps	ps	ps	ps												0/0
Hance	ps	ps	ps	ps	ps												0/0
Harrison	SS	SS	SS	S	SS												5/5
Hayden	CB	CB	CB	P	P												5/3
Hayes	ps	ps	ps	ps	ps												0/0
Herndon	P	CB	P	CB	CB												5/3
Jack	MLB	MLB	MLB	MLB	MLB												5/5
Jacobs	P	P	P	SLB	SLB												5/2
A. Jones	NT	NT	P	NT	NT												5/4
C. Jones	ps	ps	ps	ps	ps												0/0
Lambo	P	P	P	P	P												5/0
Lee	P	INA	P	WR	P												4/1
Litton	ps	ps	ps	ps	ps												0/0
Linder	C	C	C	C	C												5/5
McCray	P	P	P	P	INA												4/0

POS=Started; P=Played; DNP=Did not play; INA= Inactive; ps=Practice squad; ---=Not on roster;
NFI= Reserve/non-football injury; PUP=Reserve/physically unable to perform; IR=Injured reserve; Sus=Suspended

2019 GAME-BY-GAME PARTICIPATION



	vs. K.C.	at HOU	vs. TEN	at DEN	at CAR	vs. N.O.	at CIN	vs. NYJ	vs. HOU	at IND	at TEN	vs. T.B.	vs. LAC	at OAK	at ATL	vs. IND	GAMES/ STARTED
Minshew II	P	QB	QB	QB	QB												5/4
Ngakoue	DE	INA	DE	DE	DE												4/4
Norwell	LG	LG	LG	LG	LG												5/5
Ogbuehi	INA	INA	P	P	P												3/0
Oliver	INA	INA	INA	INA	INA												0/0
Orzech	P	P	P	P	P												5/0
O'Shaughnessy	TE	TE	TE	TE	TE												5/5
Ozigbo	INA	INA	INA	INA	P												1/0
Ramsey	CB	CB	CB	INA	INA												3/3
Richardson Jr.	LT	LT	P	P	P												5/2
C. Robinson	INA	INA	LT	LT	LT												3/3
J. Robinson	P	P	P	P	P												5/0
Russell	P	P	INA	INA	INA												2/0
Ryan	NFI	NFI	NFI	NFI	NFI												0/0
Shatley	P	P	P	P	P												5/0
Smoot	P	P	P	P	P												5/0
Swaim	P	P	P	TE	P												5/1
Taylor	RT	RT	RT	RT	RT												5/5
Thomas	DNP	DNP	INA	INA	INA												0/0
Walker	ps	ps	ps	ps	ps												0/0
Watson	ps	ps	ps	ps	ps												0/0
Westbrook	WR	WR	WR	P	WR												5/4
Williams	WLB	WLB	WLB	WLB	WLB												5/5
Wilson	FS	FS	FS	FS	FS												5/5
Wingard	P	P	P	P	P												5/0

POS=Started; P=Played; DNP=Did not play; INA= Inactive; ps=Practice squad; ---=Not on roster;
NFI= Reserve/non-football injury; PUP=Reserve/physically unable to perform; IR=Injured reserve; Sus=Suspended



OFFENSIVE STARTERS

Date	WR	FB/TE/WR	LT	LG	C	RG	RT	TE	WR	QB	RB
9/8 vs. KC	Westbrook	Conley (WR)	Richardson Jr.	Norwell	Linder	Cann	Taylor	O'Shaughnessy	Chark Jr.	Foles	Fournette
9/15 at HOU	Westbrook	Conley (WR)	Richardson Jr.	Norwell	Linder	Cann	Taylor	O'Shaughnessy	Chark Jr.	Minshew II	Fournette
9/19 vs. TEN	Westbrook	DeValve (TE)	Robinson	Norwell	Linder	Cann	Taylor	O'Shaughnessy	Chark Jr.	Minshew II	Fournette
9/29 at DEN	Lee	Swaim (TE)	Robinson	Norwell	Linder	Cann	Taylor	O'Shaughnessy	DeValve (TE)	Minshew II	Fournette
10/6 at CAR	Westbrook	Conley (WR)	Robinson	Norwell	Linder	Cann	Taylor	O'Shaughnessy	Chark Jr.	Minshew II	Fournette
10/13 vs. NO											
10/20 at CIN											
10/27 vs. NYJ											
11/3 vs. HOU											
11/17 at IND											
11/24 at TEN											
12/1 vs. TB											
12/8 vs. LAC											
12/15 vs. OAK											
12/22 at ATL											
12/29 vs. IND											

DEFENSIVE STARTERS

Date	DE	NT	DT	DE	WLB	MLB	SLB	LCB	FS	SS	RCB
9/8 vs. KC	Allen	Jones	Campbell	Ngakoue	Williams	Jack	Hayden (CB)	Ramsey	Wilson	Harrison	Bouye
9/15 at HOU	Allen	Jones	Dareus	Campbell	Williams	Jack	Hayden (CB)	Ramsey	Wilson	Harrison	Herndon
9/19 vs. TEN	Allen	Dareus	Campbell	Ngakoue	Williams	Jack	Hayden (CB)	Ramsey	Wilson	Harrison	Bouye
9/29 at DEN	Campbell	Jones	Dareus	Ngakoue	Williams	Jack	Jacobs	Herndon	Wilson	Harrison	Bouye
10/6 at CAR	Campbell	Jones	Dareus	Ngakoue	Williams	Jack	Jacobs	Herndon	Wilson	Harrison	Bouye
10/13 vs. NO											
10/20 at CIN											
10/27 vs. NYJ											
11/3 vs. HOU											
11/17 at IND											
11/24 at TEN											
12/1 vs. TB											
12/8 vs. LAC											
12/15 vs. OAK											
12/22 at ATL											
12/29 vs. IND											

2019 GAME-BY-GAME LEADERS



JAGUARS INDIVIDUAL LEADERS

Date	Opp	Pass Yds.	Rushing Yds.	Receptions	Receiving Yds.	Touchdowns	Sacks	Total Tackles
9/8	vs. KC	G. Minshew II - 275	L. Fournette - 66	C. Conley - 6	D. Chark Jr. - 146	3 players - 1	-	3 players - 5
9/15	at Hou	G. Minshew II - 213	G. Minshew II - 56	D. Chark Jr. - 7	C. Conley - 73	D. Chark Jr. - 1	2 players - 1	3 players - 8
9/19	vs. Ten	G. Minshew II - 204	L. Fournette - 66	L. Fournette - 6	D. Chark Jr. - 76	2 players - 1	C. Campbell - 3	R. Harrison - 10
9/29	at Den	G. Minshew II - 213	L. Fournette - 225	D. Westbrook - 5	D. Westbrook - 66	2 players - 1	-	Q. Williams - 8
10/6	at Car	G. Minshew II - 374	L. Fournette - 108	D. Chark Jr. - 8	D. Chark Jr. - 164	D. Chark Jr. - 2	Y. Ngakoue - 2	M. Jack - 9
10/13	vs. N.O.							
10/20	at Cin							
10/27	vs. Hou							
11/3	vs. Hou							
11/17	at Ind							
11/24	at Ten							
12/1	vs. TB							
12/8	vs. LAC							
12/15	at Oak							
12/22	at Atl							
12/29	vs. Ind.							

OPPONENT INDIVIDUAL LEADERS

Date	Opp	Pass Yds.	Rushing Yds.	Receptions	Receiving Yds.	Touchdowns	Sacks	Total Tackles
9/8	vs. KC	P. Mahomes - 378	L. McCoy - 81	S. Watkins - 9	S. Watkins - 198	S. Watkins - 3	E. Ogbah - 1	J. Thornhill - 8
9/15	at Hou	D. Watson - 159	C. Hyde - 90	D. Hopkins - 5	2 players - 40	D. Watson - 1	W. Mercilus - 2	Z. Cunningham - 10
9/19	vs. Ten	M. Mariota - 304	D. Henry - 44	De. Walker - 7	A. Humphries - 90	D. Henry - 1	-	J. Brown - 10
9/29	at Den	J. Flacco - 303	P. Lindsay - 53	C. Sutton - 6	E. Sanders - 104	C. Sutton - 2	V. Miller - 2	T. Davis - 12
10/6	at Car	K. Allen - 181	C. McCaffrey - 176	2 players - 6	D. Moore - 91	C. McCaffrey - 2	2 players - 1	L. Kuechly - 12
10/13	vs. N.O.							
10/20	at Cin							
10/27	vs. Hou							
11/3	vs. Hou							
11/17	at Ind							
11/24	at Ten							
12/1	vs. TB							
12/8	vs. LAC							
12/15	at Oak							
12/22	at Atl							
12/29	vs. Ind.							

RED ZONE STATS



JAGUARS 2019 RED ZONE EFFICIENCY											GOAL TO GO			
Date	Opponent	Drives	RZ Drives	RZ Drive%	RZ TDS	RZ TD%	RZ FGM	RZ FGA	RZ Score %	RZ Giveaways	Drives	Off TD	TD %	FGM
9/8	K.C.	10	3	30%	1	33.33%	2	2	100%	0	1	0	0	1
9/15	at HOU	10	2	20%	1	50%	1	1	100%	0	0	0	0	0
9/19	TEN	12	2	16.67%	1	50%	0	0	50%	1	2	1	50%	0
9/29	at DEN	12	6	50%	2	33.33%	4	4	100%	0	1	0	0	1
10/6	at CAR	14	3	21.43%	2	66.67%	1	1	100%	0	1	1	100%	0
10/13	N.O.													
10/20	at CIN													
10/27	NYJ													
11/3	HOU													
11/17	at IND													
11/24	at TEN													
12/1	T.B.													
12/8	LAC													
12/15	at OAK													
12/22	at ATL													
12/29	IND													
TOTALS		58	16	27.59%	7	43.75%	8	8	93.75%	1	5	2	40%	2

OPPONENT 2019 RED ZONE EFFICIENCY											GOAL TO GO			
Date	Opponent	Drives	RZ Drives	RZ Drive%	RZ TDS	RZ TD%	RZ FGM	RZ FGA	RZ Score %	RZ Giveaways	Drives	Off TD	TD %	FGM
9/8	K.C.	10	6	60%	2	33.33%	3	3	83.33%	0	3	2	66.7%	1
9/15	at HOU	11	2	18.18%	1	50%	1	1	100%	0	1	0	0	1
9/19	TEN	11	2	18.18%	1	50%	0	0	50%	1	1	1	100%	0
9/29	at DEN	12	3	25%	2	66.67%	1	1	100%	0	2	2	100%	0
10/6	at CAR	12	3	25%	2	66.67%	0	0	66.67%	1	1	1	100%	0
10/13	N.O.													
10/20	at CIN													
10/27	NYJ													
11/3	HOU													
11/17	at IND													
11/24	at TEN													
12/1	T.B.													
12/8	LAC													
12/15	at OAK													
12/22	at ATL													
12/29	IND													
TOTALS		56	16	28.57%	8	50%	5	5	81.25%	2	8	6	75%	2

TAKEAWAYS AND TURNOVERS



Date	Opponent	Result	Net Differential	TAKEAWAYS				GIVEAWAYS		
				Total Takeaways	INTs	Fumbles Recovered	Points Off Turnovers	Total Giveaways	INTs	Fumbles Lost
9/8	K.C.	L	-2	0	0	0	0	2	1	1
9/15	at HOU	L	-1	0	0	0	0	1	0	1
9/19	TEN	W	1	1	0	1	7	0	0	0
9/29	at DEN	W	1	1	1	0	3	0	0	0
10/6	at CAR	L	-3	0	0	0	0	3	0	3
10/13	N.O.									
10/20	at CIN									
10/27	NYJ									
11/3	HOU									
11/17	at IND									
11/24	at TEN									
12/1	T.B.									
12/8	LAC									
12/15	at OAK									
12/22	at ATL									
12/29	IND									
	Totals	2-3	-4	2	1	1	10	6	1	5

2019 LONG PLAYS



RUSHES OF 15+ YARDS (6)

9/15 at HOU

QB **Gardner Minshew II** for 21 yards in first quarter
QB **Gardner Minshew II** for 18 yards in fourth quarter

9/19 vs. TEN

RB **Leonard Fournette** for 69 yards in fourth quarter

9/29 at DEN

RB **Leonard Fournette** for 81 yards in third quarter
RB **Leonard Fournette** for 26 yards in fourth quarter
RB **RyQuell Armstead** for 16 yards in fourth quarter

10/6 at CAR

RB **Leonard Fournette** for 48 yards in fourth quarter

PASSES OF 20+ YARDS (13)

9/8 vs. K.C.

QB **Nick Foles** to WR **Chris Conley** for 21 yards in first quarter
QB **Nick Foles** to WR **DJ Chark Jr.** (TD) for 35 yards in first quarter
QB **Gardner Minshew II** to WR **Chris Conley** for 20 yards in second quarter
QB **Gardner Minshew II** to WR **DJ Chark Jr.** for 69 yards in second quarter
QB **Gardner Minshew II** to WR **Chris Conley** (TD) for 21 yards in fourth quarter
QB **Gardner Minshew II** to WR **DJ Chark Jr.** for 35 yards in fourth quarter

9/15 at HOU

QB **Gardner Minshew II** to RB **Leonard Fournette** for 20 yards in fourth quarter
QB **Gardner Minshew II** to WR **Chris Conley** for 31 yards in fourth quarter

9/19 vs. TEN

QB **Gardner Minshew II** to WR **Dede Westbrook** for 28 yards in first quarter
QB **Gardner Minshew II** to WR **DJ Chark Jr.** (TD) for 22 yards in first quarter
QB **Gardner Minshew II** to WR **DJ Chark Jr.** for 37 yards in third quarter

9/29 at DEN

QB **Gardner Minshew II** to WR **DJ Chark Jr.** for 24 yards in first quarter
QB **Gardner Minshew II** to WR **Dede Westbrook** for 32 yards in fourth quarter

10/6 at CAR

QB **Gardner Minshew II** to WR **DJ Chark Jr.** (TD) for 37 yards in first quarter
QB **Gardner Minshew II** to WR **DJ Chark Jr.** for 20 yards in first quarter
QB **Gardner Minshew II** to WR **Dede Westbrook** for 30 yards in second quarter
QB **Gardner Minshew II** to TE **James O'Shaughnessy** for 35 yards in second quarter
QB **Gardner Minshew II** to WR **DJ Chark Jr.** for 31 yards in third quarter
QB **Gardner Minshew II** to WR **DJ Chark Jr.** for 31 yards in third quarter
QB **Gardner Minshew II** to WR **Chris Conley** for 26 yards in fourth quarter

INT RETURNS OF 10+ YARDS (0)

9/29 at DEN

SS **Ronnie Harrison** for 31 yards in second quarter

FUMBLE RETURNS OF 20+ YARDS (0)

LONG TDs OF 15+ YARDS (3)

9/8 vs. K.C.

QB **Nick Foles** to WR **DJ Chark Jr.** (TD) for 35 yards in first quarter
QB **Gardner Minshew II** to WR **Chris Conley** (TD) for 21 yards in fourth quarter

9/19 vs. TEN

QB **Gardner Minshew II** to WR **DJ Chark Jr.** (TD) for 22 yards in first quarter

9/29 at DEN

QB **Gardner Minshew II** to TE **James O'Shaughnessy** (TD) for 18 yards in third quarter

10/6 at CAR

QB **Gardner Minshew II** to WR **DJ Chark Jr.** (TD) for 37 yards in first quarter

FIELD GOALS OF 40+ YARDS (3)

9/15 at HOU

K **Josh Lambo** 40 yards in second quarter

9/19 vs. TEN

K **Josh Lambo** 40 yards in third quarter
K **Josh Lambo** 48 yards in fourth quarter

9/29 at DEN

K **Josh Lambo** 40 yards in second quarter

PLAYS OF 30-PLUS YARDS



2019

1. Nick Foles to DJ Chark Jr. (35 yds - TOUCHDOWN)
2. Gardner Minshew II to DJ Chark Jr. (69 yds)
3. Gardner Minshew II to DJ Chark Jr. (35 yds)
4. Gardner Minshew II to Chris Conley (31 yds)
5. Gardner Minshew II to DJ Chark Jr. (37 yds)
6. Leonard Fournette run (69 yds)
7. Leonard Fournette run (81 yds)
8. Gardner Minshew II to Dede Westbrook (32 yds)
9. Gardner Minshew II to DJ Chark Jr. (37 yds - TOUCHDOWN)
10. Gardner Minshew II to Dede Westbrook (30 yds)
11. Gardner Minshew II to DJ Chark Jr. (31 yds)
12. Gardner Minshew II to DJ Chark Jr. (31 yds)
13. Leonard Fournette run (48 yds)
14. Gardner Minshew II to James O'Shaughnessy (35 yds)

- 9-8-19 vs. Kansas City
- 9-8-19 vs. Kansas City
- 9-8-19 vs. Kansas City
- 9-15-19 at Houston
- 9-19-19 vs. Tennessee
- 9-19-19 vs. Tennessee
- 9-29-19 at Denver
- 9-29-19 at Denver
- 10-6-19 at Carolina
- 10-6-19 at Carolina
- 10-6-19 at Carolina
- 10-6-19 at Carolina
- 10-6-19 at Carolina
- 10-6-19 at Carolina

2018

1. Blake Bortles run (41 yds)
2. Blake Bortles to Keelan Cole (31 yds)
3. Blake Bortles to Dede Westbrook (61 yds - TOUCHDOWN)
4. Blake Bortles to T.J. Yeldon (31 yds - TOUCHDOWN)
5. Blake Bortles to Dontre Moncrief (67 yds - TOUCHDOWN)
6. Blake Bortles to Dede Westbrook (30 yds)
7. Blake Bortles to DJ Chark Jr. (38 yds)
8. Blake Bortles to DJ Chark Jr. (30 yds)
9. Blake Bortles to Dede Westbrook (30 yds)
10. Blake Bortles to Keelan Cole (32 yds)
11. Blake Bortles to Dede Westbrook (34 yds - TOUCHDOWN)
12. Blake Bortles to T.J. Yeldon (37 yds)
13. Blake Bortles to Dontre Moncrief (80 yds - TOUCHDOWN)
14. Blake Bortles to Leonard Fournette (31 yds)
15. Dede Westbrook run (43 yds)
16. Cody Kessler to Keelan Cole (35 yds)

- 9-9-18 at New York Giants
- 9-9-18 at New York Giants
- 9-16-18 vs. New England
- 9-30-18 vs. New York Jets
- 9-30-18 vs. New York Jets
- 9-30-18 vs. New York Jets
- 10-7-18 at Kansas City
- 10-7-18 at Kansas City
- 10-7-18 at Kansas City
- 10-7-18 at Kansas City
- 10-14-18 at Dallas
- 10-28-18 vs. Philadelphia
- 11-11-18 at Indianapolis
- 11-11-18 at Indianapolis
- 11-25-18 at Buffalo
- 12-6-18 at Tennessee

2017

1. Corey Grant run (62 yds)
2. Blake Bortles to Marquise Lee (35 yds)
3. Blake Bortles to Marcedes Lewis (30 yds - TOUCHDOWN)
4. Blake Bortles to Marquise Lee (31 yds)
5. Leonard Fournette run (90 yds - TOUCHDOWN)
6. Leonard Fournette run (75 yds - TOUCHDOWN)
7. T.J. Yeldon run (58 yds - TOUCHDOWN)
8. Blake Bortles to Keelan Cole (52 yds)
9. Blake Bortles to Allen Hurns (50 yds)
10. Blake Bortles to Marquise Lee (45 yds)
11. Blake Bortles to Marcedes Lewis (37 yds)
12. Blake Bortles to Marquise Lee (34 yds)
13. Corey Grant run (fake punt) (56 yds - TOUCHDOWN)
14. Blake Bortles to Keelan Cole (36 yds)
15. Blake Bortles to Allen Hurns (30 yds)
16. Blake Bortles to Keelan Cole (32 yds)
17. Chris Ivory run (34 yds)
18. Blake Bortles to Keelan Cole (75 yds - TOUCHDOWN)
19. Blake Bortles to Keelan Cole (42 yds)
20. Blake Bortles to Keelan Cole (31 yds)
21. Blake Bortles to Jaydon Mickens (41 yds)
22. Blake Bortles to Keelan Cole (73 yds)
23. Blake Bortles to Keelan Cole (32 yds)
24. **Blake Bortles to Keelan Cole (45 yds)**
25. **Blake Bortles to T.J. Yeldon (40 yds)**

- 9-24-17 vs. Baltimore
- 9-24-17 vs. Baltimore
- 9-24-17 vs. Baltimore
- 10-8-17 at Pittsburgh
- 10-8-17 at Pittsburgh
- 10-15-17 vs. L.A. Rams
- 10-22-17 at Indianapolis
- 10-22-17 at Indianapolis
- 10-22-17 at Indianapolis
- 10-22-17 at Indianapolis
- 11-5-17 vs. Cincinnati
- 11-5-17 vs. Cincinnati
- 11-12-17 vs. L.A. Chargers
- 11-12-17 vs. L.A. Chargers
- 11-12-17 vs. L.A. Chargers
- 12-3-17 vs. Indianapolis
- 12-10-17 vs. Seattle
- 12-10-17 vs. Seattle
- 12-17-17 vs. Houston
- 12-17-17 vs. Houston
- 12-17-17 vs. Houston
- 12-17-17 vs. Houston
- 12-24-17 at San Francisco
- 1-14-17 at Pittsburgh**
- 1-14-17 at Pittsburgh**

2016

1. Blake Bortles to Marcedes Lewis (37 yds)
2. Blake Bortles to Allen Hurns (30 yds)
3. Blake Bortles to Allen Hurns (38 yds)
4. Blake Bortles to Allen Robinson (35 yds)
5. Blake Bortles to Allen Hurns (42 yds - TOUCHDOWN)
6. Blake Bortles to Arrelious Benn (51 yds - TOUCHDOWN)
7. Chris Ivory run (42 yds)
8. Blake Bortles to Arrelious Benn (39 yds)
9. Blake Bortles to Marquise Lee (38 yds)
10. Blake Bortles to Allen Hurns (31 yds)
11. Blake Bortles to Marquise Lee (51 yds)
12. Chris Ivory run (42 yds)
13. Blake Bortles to Marquise Lee (39 yds)
14. Blake Bortles to Marquise Lee (34 yds)
15. Blake Bortles to Allen Robinson (37 yds)
16. Blake Bortles to Chris Ivory (37 yds)
17. Corey Grant run (57 yds)
18. Blake Bortles to Allen Robinson (42 yds)

- 9-11-16 vs. Green Bay
- 9-11-16 vs. Green Bay
- 9-11-16 vs. Green Bay
- 9-18-16 at San Diego
- 10-2-16 vs. Indianapolis
- 10-16-16 at Chicago
- 10-23-16 vs. Oakland
- 10-23-16 vs. Oakland
- 10-23-16 vs. Oakland
- 10-27-16 at Tennessee
- 11-6-16 at Kansas City
- 11-6-16 at Kansas City
- 12-11-16 vs. Minnesota
- 12-11-16 vs. Minnesota
- 12-24-16 vs. Tennessee
- 12-24-16 vs. Tennessee
- 1-1-17 at Indianapolis
- 1-1-17 at Indianapolis

2015

1. Blake Bortles to Allen Robinson (36 yds)
2. Blake Bortles to Allen Robinson (52 yds - TOUCHDOWN)
3. Blake Bortles to Allen Robinson (46 yds)
4. Blake Bortles to Allen Robinson (37 yds)
5. Blake Bortles to Allen Hurns (59 yds - TOUCHDOWN)
6. Blake Bortles to Allen Robinson (48 yds)
7. T.J. Yeldon run (36 yds)
8. Blake Bortles to Allen Hurns (59 yds)
9. Blake Bortles to Allen Hurns (31 yds)
10. T.J. Yeldon run (45 yds)
11. Blake Bortles to Allen Robinson (44 yds)
12. Blake Bortles to Allen Robinson (33 yds)
13. Blake Bortles to Allen Hurns (30 yds - TOUCHDOWN)
14. Blake Bortles to Bryan Walters (31 yds)
15. Blake Bortles to Allen Robinson (38 yds)
16. Blake Bortles to Julius Thomas (34 yds)
17. Blake Bortles to Allen Robinson (31 yds)
18. Blake Bortles to Allen Robinson (44 yds)
19. Blake Bortles to T.J. Yeldon (67 yds)
20. Blake Bortles to Julius Thomas (30 yds)
21. Blake Bortles to Allen Hurns (80 yds - TOUCHDOWN)
22. Denard Robinson run (31 yds)
23. Blake Bortles to Marquise Lee (30 yds)
24. Blake Bortles to Allen Robinson (37 yds)

- 9-20-15 vs. Miami
- 9-20-15 vs. Miami
- 9-20-15 vs. Miami
- 9-27-15 at New England
- 9-27-15 at New England
- 10-4-15 at Indianapolis
- 10-4-15 at Indianapolis
- 10-11-15 at Tampa Bay
- 10-25-15 vs. Buffalo
- 11-8-15 at New York Jets
- 11-8-15 at New York Jets
- 11-8-15 at New York Jets
- 11-19-15 vs. Tennessee
- 11-19-15 vs. Tennessee
- 11-29-15 vs. San Diego
- 12-6-15 at Tennessee
- 12-6-15 at Tennessee
- 12-6-15 at Tennessee
- 12-13-15 vs. Indianapolis
- 12-13-15 vs. Indianapolis
- 12-13-15 vs. Indianapolis
- 12-20-15 vs. Atlanta
- 12-27-15 at New Orleans

25. Blake Bortles to Allen Robinson (90 yds - TOUCHDOWN)
26. Blake Bortles to Allen Robinson (36 yds)
27. Blake Bortles to Marcedes Lewis (45 yds)

- 12-27-15 at New Orleans
- 1-3-16 at Houston
- 1-3-16 at Houston

2014

1. Chad Henne to Allen Hurns (34 yds - TOUCHDOWN)
2. Chad Henne to Allen Hurns (46 yds)
3. Chad Henne to Marcedes Lewis (63 yds - TOUCHDOWN)
4. Chad Henne to Allen Robinson (54 yds)
5. Blake Bortles to Allen Hurns (63 yds - TOUCHDOWN)
6. Blake Bortles to Allen Hurns (44 yds)
7. Blake Bortles to Clay Harbor (30 yds)
8. Blake Bortles to Clay Harbor (59 yds)
9. Blake Bortles to Allen Robinson (31 yds - TOUCHDOWN)
10. Denard Robinson run (41 yds)
11. Blake Bortles run (32 yds)
12. Blake Bortles to Allen Robinson (48 yds - TOUCHDOWN)
13. Denard Robinson run (39 yds)
14. Blake Bortles to Allen Hurns (40 yds - TOUCHDOWN)
15. Denard Robinson run (32 yds - TOUCHDOWN)
16. Blake Bortles to Cecil Shorts III (53 yds)
17. Blake Bortles to Cecil Shorts III (32 yds)
18. Blake Bortles to Allen Robinson (31 yds)
19. Blake Bortles to Marquise Lee (37 yds)
20. Blake Bortles to Marquise Lee (30 yds)
21. Blake Bortles to Marquise Lee (31 yds)
22. Blake Bortles to Marcedes Lewis (35 yds)
23. Blake Bortles to Cecil Shorts III (30 yds)
24. Blake Bortles to Marquise Lee (33 yds)
25. Blake Bortles to Marquise Lee (34 yds)
26. Jordan Todman run (62 yds - TOUCHDOWN)

- 9-7-14 at Philadelphia
- 9-7-14 at Philadelphia
- 9-14-14 at Washington
- 9-14-14 at Washington
- 9-21-14 vs. Indianapolis
- 9-28-14 at San Diego
- 9-28-14 at San Diego
- 10-12-14 at Tennessee
- 10-19-14 vs. Cleveland
- 10-26-14 vs. Miami
- 10-26-14 vs. Miami
- 10-26-14 vs. Miami
- 11-2-14 at Cincinnati
- 11-2-14 at Cincinnati
- 11-9-14 vs. Dallas
- 11-9-14 vs. Dallas
- 11-9-14 vs. Dallas
- 11-9-14 vs. Dallas
- 11-23-14 at Indianapolis
- 11-30-14 vs. New York Giants
- 12-7-14 vs. Houston
- 12-7-14 vs. Houston
- 12-14-14 at Baltimore
- 12-18-14 vs. Tennessee
- 12-18-14 vs. Tennessee
- 12-18-14 vs. Tennessee

2013

1. Chad Henne to Ace Sanders (30 yds)
2. Chad Henne to Cecil Shorts III (59 yds)
3. Blaine Gabbert to Clay Harbor (31 yds)
4. Blaine Gabbert to J. Blackmon (67 yds - TOUCHDOWN)
5. Chad Henne to J. Blackmon (39 yds)
6. Chad Henne to Mike Brown (43 yds)
7. Chad Henne to Mike Brown (32 yds)
8. Chad Henne to Mike Brown (31 yds)
9. Maurice Jones-Drew run (30 yds)
10. Chad Henne to Danny Noble (62 yds - TOUCHDOWN)
11. Chad Henne to Ace Sanders (51 yds)
12. Maurice Jones-Drew run (44 yds)
13. Maurice Jones-Drew run (48 yds)
14. Chad Henne to M. Lewis (41 yds)
15. Jordan Todman run (33 yds)
16. Chad Henne to Jordan Todman (30 yds)
17. Chad Henne to M. Lewis (30 yds)
18. Chad Henne to M. Lewis (36 yds)

- 9-15-13 at Oakland
- 9-22-13 at Seattle
- 9-29-13 vs. Indianapolis
- 10-6-13 at St. Louis
- 10-6-13 at St. Louis
- 10-20-13 vs. San Diego
- 10-20-13 vs. San Diego
- 10-20-13 vs. San Diego
- 10-27-13 vs. San Francisco
- 11-17-13 vs. Arizona
- 11-24-13 at Houston
- 11-24-13 at Houston
- 12-5-13 vs. Houston
- 12-5-13 vs. Houston
- 12-15-13 vs. Buffalo
- 12-15-13 vs. Buffalo
- 12-22-13 vs. Tennessee
- 12-29-13 at Indianapolis

2012

1. Blaine Gabbert to Cecil Shorts III (39 yds - TOUCHDOWN)
2. Blaine Gabbert to Laurent Robinson (32 yds)
3. Maurice Jones-Drew run (59 yds - TOUCHDOWN)
4. Blake Bortles to Cecil Shorts III (80 yds - TOUCHDOWN)
5. Blaine Gabbert to Cecil Shorts III (34 yds)
6. Blaine Gabbert to Cecil Shorts III (42 yds - TOUCHDOWN)
7. Blaine Gabbert to Justin Blackmon (36 yds)
8. Blaine Gabbert to Cecil Shorts III (35 yds)
9. Blaine Gabbert to Cecil Shorts III (52 yds)
10. Chad Henne to Justin Blackmon (63 yds)
11. Chad Henne to Cecil Shorts III (67 yds - TOUCHDOWN)
12. Chad Henne to Justin Blackmon (39 yds)
13. Chad Henne to Justin Blackmon (81 yds - TOUCHDOWN)
14. Chad Henne to Cecil Shorts III (59 yds - TOUCHDOWN)
15. Montell Owens run (32 yds - TOUCHDOWN)
16. Chad Henne to Justin Blackmon (38 yds)
17. Chad Henne to Cecil Shorts III (30 yds)
18. Chad Henne to Jordan Shipley (36 yds)
19. Chad Henne to Montell Owens (53 yds)
20. Chad Henne to Justin Blackmon (30 yds - TOUCHDOWN)

- 9-9-12 at Minnesota
- 9-16-12 vs. Houston
- 9-23-12 at Indianapolis
- 9-23-12 at Indianapolis
- 10-7-12 vs. Chicago
- 10-21-12 at Oakland
- 10-28-12 at Green Bay
- 10-28-12 at Green Bay
- 11-8-12 vs. Indianapolis
- 11-18-12 at Houston
- 11-18-12 at Houston
- 11-18-12 at Houston
- 11-18-12 at Houston
- 11-25-12 vs. Tennessee
- 12-9-12 vs. New York Jets
- 12-16-12 at Miami
- 12-16-12 at Miami
- 12-23-12 vs. New England
- 12-23-12 vs. New England
- 12-30-12 at Tennessee

2011

1. Maurice Jones-Drew run (39 yds)
2. Blaine Gabbert to Mike Thomas (36 yds - TOUCHDOWN)
3. Blaine Gabbert to Mike Thomas (47 yds)
4. Maurice Jones-Drew run (41 yds)
5. Blaine Gabbert to Jason Hill (74 yds - TOUCHDOWN)
6. Blaine Gabbert to Maurice Jones-Drew (31 yds)
7. Blaine Gabbert to Maurice Jones-Drew (48 yds)
8. Blaine Gabbert to Marcedes Lewis (62 yds)
9. Maurice Jones-Drew run (43 yds)
10. Maurice Jones-Drew run (56 yds)

- 9-25-11 at Carolina
- 9-25-11 at Carolina
- 10-2-11 vs. New Orleans
- 10-2-11 vs. New Orleans
- 10-9-11 vs. Cincinnati
- 11-27-11 vs. Houston
- 12-5-11 vs. San Diego
- 12-11-11 vs. Tampa Bay
- 12-15-11 at Atlanta
- 1-1-12 vs. Indianapolis

2010

1. Mike Thomas run (33 yds)
2. David Garrard to Marcedes Lewis (42 yds - TOUCHDOWN)
3. David Garrard to Mike Sims-Walker (39 yds)
4. David Garrard to Zach Miller (52 yds - TOUCHDOWN)
5. David Garrard to Mike Thomas (50 yds - TOUCHDOWN)
6. David Garrard to Maurice-Jones-Drew (75 yds)
7. Maurice Jones-Drew run (37 yds)
8. David Garrard to Jason Hill (48 yds - TOUCHDOWN)
9. Rashad Jennings run (74 yds - TOUCHDOWN)
10. Maurice Jones-Drew run (30 yds - TOUCHDOWN)
11. David Garrard to Mike Thomas (39 yds)
12. David Garrard to Mike Sims-Walker (31 yds)
13. David Garrard to Jason Hill (37 yds)
14. Trent Edwards to Jason Hill (44 yds)

- 10-10-10 at Buffalo
- 10-31-10 at Dallas
- 10-31-10 at Dallas
- 11-14-10 vs. Houston
- 11-14-10 vs. Houston
- 11-21-10 vs. Cleveland
- 12-5-10 at Tennessee
- 12-12-10 vs. Oakland
- 12-12-10 vs. Oakland
- 12-12-10 vs. Oakland
- 12-18-10 at Indianapolis
- 12-26-10 vs. Washington
- 12-26-10 vs. Washington
- 1-2-11 at Houston

Bold indicates Playoffs

DRIVE CHART



WEEK 1 VS. KANSAS CITY

JAX Start	Plays	Yards	End	Deep	Result
1. J25	3	6	J31	J31	Punt
2. J25	7	75	EZ	KC35	Touchdown
3. J25	9	56	KC19	KC19*	Field Goal
4. J25	5	70	KC5	KC5##	Field Goal
5. J25	2	1	J21	J31	End of half
6. J25	9	49	KC26	KC26	Fumble
7. J22	3	-3	J19	J22	Punt
8. J21	7	79	EZ	KC15*	Touchdown
9. J20	1	0	J20	J20	Interception
10. J25	6	75	EZ	KC21	Touchdown

KC Start	Plays	Yards	End	Deep	Result
1. KC25	3	75	EZ	KC32	Touchdown
2. KC21	6	70	J9	J9*	Field Goal
3. KC20	5	80	EZ	J49	Touchdown
4. KC25	7	68	J7	J7*##	Field Goal
5. KC25	10	47	J28	J28	Field Goal
6. KC40	12	60	EZ	J1*##	Touchdown
7. KC33	8	67	EZ	J3*##	Touchdown
8. J46	4	-5	KC49	J44	Punt
9. J12	4	-5	J17	J7*	Field Goal
10. J47	5	30	J16	J16*	End of Game

WEEK 2 AT HOUSTON

JAX Start	Plays	Yards	End	Deep	Result
1. J25	5	9	J34	J37	Punt
2. J26	3	5	J31	J31	Punt
3. J15	6	29	J44	J44	Punt
4. J15	3	4	J19	J19	Punt
5. J31	10	47	H22	H22	Field Goal
6. J25	5	16	J41	J41	Punt
7. J36	4	16	H48	H41	Punt
8. J30	1	-19	J20	J30	Fumble
9. J25	9	61	H14	H14*	Field Goal
10. J32	14	68	EZ	H4*	Touchdown

HOU Start	Plays	Yards	End	Deep	Result
1. H17	3	9	H26	H26	Punt
2. H8	15	71	J21	J21	Field Goal
3. H8	4	23	H31	H39	Punt
4. H33	3	-8	H25	H33	Punt
5. H25	11	71	J4	J4*##	Field Goal
6. H25	5	15	H40	H40	Punt
7. H12	5	15	H27	H27	Punt
8. H1	9	30	H31	H31	Punt
9. J11	4	11	EZ	J2*	Touchdown
10. H25	5	2	H27	H36	Punt
11. H48	1	-1	J48	J48	End of Game

WEEK 3 VS. TENNESSEE

JAX Start	Plays	Yards	End	Deep	Result
1. J25	3	9	J34	J34	Punt
2. T7	1	7	EZ	T7*##	Touchdown
3. J38	6	62	EZ	T22	Touchdown
4. J15	3	0	J15	J15	Punt
5. J15	5	32	J47	J47	Punt
6. J20	3	4	J24	J24	Punt
7. J5	3	6	J11	J11	Punt
8. J10	4	13	J24	J24	End of Half
9. J20	7	58	T22	T22	Field Goal
10. J20	3	3	J23	J23	Punt
11. J25	9	45	T30	T30	Field Goal
12. J22	5	74	T4	T4*##	Failed 4th Down

TEN Start	Plays	Yards	End	Deep	Result
1. T25	5	4	T29	T35	Punt
2. T26	5	28	J46	J46	Punt
3. T44	5	10	J46	J46	Punt
4. T33	3	4	T37	T37	Punt
5. T21	10	22	T43	T43	Punt
6. J44	3	-10	T46	J44	Punt
7. T25	9	55	J11	J11*	Failed 4th Down
8. T25	11	28	J47	J39	Punt
9. T34	7	66	EZ	J1*##	Touchdown
10. T25	5	-7	T18	T40	Punt
11. T4	12	81	J37	J37	End of Game

Underlined = last drive of half

*=Inside the 20

##=Goal-to-go

@=Overtime possession

DRIVE CHART



WEEK 4 AT DENVER

JAX Start	Plays	Yards	End	Deep	Result
1. J1	3	3	J4	J7	Punt
2. J25	10	68	D7	D7*	Field Goal
3. J31	3	-7	J24	J31	Punt
4. J25	4	12	J37	J37	Punt
5. J45	3	-7	J38	50	Punt
6. J25	3	3	J28	J28	Punt
7. D43	7	21	D22	D18*	Field Goal
8. J25	16	75	EZ	D7*	Touchdown
9. J7	3	93	EZ	D18*	Touchdown
10. J16	7	9	J25	J42	Punt
11. J6	13	78	D16	D16*	Field Goal
12. J25	8	60	D15	D15*	Field Goal

DEN Start	Plays	Yards	End	Deep	Result
1. D22	7	39	J39	J39	Punt
2. D47	2	53	EZ	J25	Touchdown
3. D26	3	-1	D25	D30	Punt
4. D31	6	69	EZ	J7*#	Touchdown
5. D7	3	2	D9	D9	Punt
6. D36	11	49	J15	J11*	Field Goal
7. D24	6	43	J33	J33	Interception
8. D25	1	-1	D25	D25	End of Half
9. D20	3	6	D26	D26	Punt
10. D25	3	17	D42	D42	Punt
11. D36	4	22	J42	J42	Punt
12. D25	6	75	EZ	J8*#	Touchdown

WEEK 5 AT CAROLINA

JAX Start	Plays	Yards	End	Deep	Result
1. J25	4	75	EZ	C37	Touchdown
2. J25	3	1	J26	J31	Punt
3. J20	1	0	J20	J20	Fumble
4. J25	8	31	C34	C34	Fumble (ret. - TD)
5. J25	5	16	J41	J41	Punt
6. J17	6	83	EZ	C11*	Touchdown
7. J46	8	37	C17	C17*	Field Goal
8. J14	1	-1	J14	J14	End of Half
9. J25	3	7	J32	J32	Punt
10. J25	6	75	EZ	C1*#	Touchdown
11. J36	5	15	C49	C49	Punt
12. J7	11	73	C20	C20	Field Goal
13. J25	7	30	C39	C39	Fumble
14. J5	11	71	C24	C24	End of Game

CAR Start	Plays	Yards	End	Deep	Result
1. C22	8	78	EZ	J5*#	Touchdown
2. C25	5	11	C36	C36	Punt
3. C14	3	8	C22	C22	Punt
4. J24	3	24	EZ	J18*	Touchdown
5. C39	3	4	C43	C43	Punt
6. C27	7	35	J38	J24	Missed field goal (tipped)
7. C25	3	1	C26	C26	Punt
8. C16	1	84	EZ	C16	Touchdown
9. C25	8	47	J28	J28	Missed field goal
10. C6	14	87	J5	J5*	Failed 4th down
11. C25	4	75	EZ	C41	Touchdown
12. C45	4	16	J39	J37	Punt

2019 GAME SUMMARIES



WEEK 1 VS. KANSAS CITY

Sept. 8, 2019 at TIAA Bank Field

	1	2	3	4	OT	Final
KANSAS CITY CHIEFS (1-0)	17	6	7	10	-	40
JACKSONVILLE JAGUARS (0-1)	7	6	0	13	-	26

The Jaguars opened their 25th season at home with high hopes, but were dominated in a 40-26 loss to the Kansas City Chiefs. The excitement of the new season faded quickly when QB **Nick Foles** was injured on his first-quarter touchdown pass to WR **DJ Chark Jr.** Foles, making his first start as a Jaguar, ran the team's first 10 plays and completed 5 of 8 passes for 75 yards and capped the second possession with his 35-yard pass to Chark in the endzone. But he was hit hard on the play and suffered a broken left clavicle. In the second-hottest game in team history, 6th-round rookie draft pick QB **Gardner Minshew II** came in hot in relief of Foles by completing his first 13 passes, finishing 22 of 25 for 275 yards and 2 touchdowns. But while the Jacksonville offense was finding its rhythm, Kansas City scored on its first seven possessions including QB **Patrick Mahomes** touchdown passes to WR **Sammy Watkins** of 68, 49 and 3 yards. Even with that offensive output the Chiefs led by just 10 points at 23-13 with 2:30 left in the third quarter. Kansas City added a RB **Damien Williams** touchdown run and Mahomes' third scoring pass to Watkins made it 36-13 in the fourth quarter. Minshew then threw touchdown passes of 15 yards to WR **Dede Westbrook** and 21 yards to WR **Chris Conley** in the final period. Mahomes threw for 313 yards in the first half, and the Chiefs finished the day with 491 yards of offense including 378 passing with Watkins gaining 198 on 9 receptions. Jacksonville managed 428 yards on offense with 347 passing but had two turnovers which the Chiefs converted into 10 points. Minshew's 88% completion rate was a Jaguars team record for QBs making at least 20 attempts. WR **Chris Conley** led Jacksonville with 6 receptions for 97 yards and a touchdown, while Chark had a 69-yard reception and finished with 4 catches for 146 yards and a touchdown. The kickoff temperature of 91 degrees marked the second-hottest game in Jaguars history behind their home opener in Week 2 of 2018.

Team	Q	Time	Scoring Play	Drive Info
K.C.	1	13:24	S.Watkins 68 yd. pass from P.Mahomes (H.Butker kick)	3-75, 1:36
K.C.	1	8:57	H.Butker 28 yd. Field Goal	6-70, 2:47
JAX	1	5:23	D.Chark 35 yd. pass from N.Foles (J.Lambo kick)	7-75, 3:34
K.C.	1	2:36	S.Watkins 49 yd. pass from P.Mahomes (H.Butker kick)	5-80, 2:47
JAX	2	11:36	J.Lambo 37 yd. Field Goal	9-56, 6:00
K.C.	2	7:56	H.Butker 25 yd. Field Goal	7-68, 3:40
JAX	2	4:22	J.Lambo 23 yd. Field Goal	5-70, 3:34
K.C.	2	0:24	H.Butker 46 yd. Field Goal	10-47, 3:58
K.C.	3	2:25	Dam.Williams 1 yd. run (H.Butker kick)	12-60, 6:25
K.C.	4	10:56	S.Watkins 3 yd. pass from P.Mahomes (H.Butker kick)	8-67, 4:19
JAX	4	7:32	D.Westbrook 15 yd. pass from G.Minshew (pass failed)	7-79, 3:24
K.C.	4	3:33	H.Butker 35 yd. Field Goal	4-5, 1:41
JAX	4	1:55	C.Conley 21 yd. pass from G.Minshew (J.Lambo kick)	6-75, 1:38

Team Statistics

	Chiefs	Jaguars
First Downs (Run-Pass-Pen)	24 (9-13-2)	18 (3-13-2)
Total Yards-Plays-Avg.	491-60-8.2	428-50-8.6
Rushing Yards-Attempts-Avg.	113-26-4.3	81-16-5.1
Net Yards Passing (Sacked-Yds)	378 (0-0)	347 (1-3)
Att-Comp-Int	34-25-0	33-27-1
Third Down Conversions (%)	5-10 (50%)	5-10 (50%)
Fourth Down Conversions (%)	0-0 (0%)	0-0 (0%)
Punts-Avg.	1-51.0	2-48.0
Fumbles-Lost	0-0	1-1
Penalties-Yards	5-55	10-71
Time of Possession	31:15	28:45

Individual Statistics

Jaguars Rushing: L.Fournette 13-66, R. Armstead 1-7, G. Minshew 1-6, D. Westbrook 1-2
Chiefs Rushing: L. McCoy 10-81, Dam. Williams 13-26 (TD), T.Hill 1-5, P. Mahomes 1-2, M. Moore 1-1

Jaguars Passing: G. Minshew 22-25-275 (2 TDs, 1 INT), N. Foles 5-8-75 (1 TD)
Chiefs Passing: P. Mahomes 25-33-378 (3 TDs)

Jaguars Receiving: D. Chark 4-176 (1 TD), C. Conley 6-97 (1 TD), J. O'Shaughnessy 4-32, D. Westbrook 5-30 (1 TD), L. Fournette 4-28, G. Swaim 4-17
Chiefs Receiving: S. Watkins 9-198 (3 TDs), T. Kelce 3-88, Dam. Williams 6-39, T. Hill 2-16, A. Sherman 1-15, L. McCoy 1-12, B. Bell 1-7, D. Thompson 1-3, D. Robinson 1-0

Sacks: Jaguars 0
Sacks: Chiefs 1 (E. Ogbah)

Interceptions: Jaguars 0
Interceptions: Chiefs 1 (F. Clark)

Paid Attendance: 60, 157 **Time:** 3:04 **Temperature:** 91 degrees

WEEK 2 AT HOUSTON

Sept. 15, 2019 at NRG Stadium

	1	2	3	4	OT	Final
JACKSONVILLE JAGUARS (0-2)	0	3	0	9	-	12
HOUSTON TEXANS (1-1)	3	3	0	7	-	13

In their first division game of the season and **Gardner Minshew II's** first NFL start the Jaguars battled back from a 13-3 fourth-quarter deficit, scoring on their final two possessions to get within one point with 30 seconds remaining, but their two-point try to win the game was stopped short and they fell to the Houston Texans, 13-12. Despite outgaining the Texans 281 to 263 the Jaguars struggled to move the ball much of the afternoon, getting their first points on a 40-yard K **Josh Lambo** field goal late in the second quarter. Houston answered with a 22-yard Ka'imi Fairbanks field goal on the final play of the first half to take a 6-3 lead after the Jacksonville defense held at its own 4-yard line following a 3rd-and-16 Houston conversion. After a scoreless third quarter, Houston took control on the Jaguars' first play of the fourth quarter when a LB **Whitney Mercilus** sack-forced fumble and DE J.J. Watt fumble recovery – the only turnover of the game – set up the Texans offense at the Jacksonville 11-yard line. Four plays later QB **Deshawn Watson** ran it in on 4th-and-1 from the 2 for a 13-3 lead. Minshew and the Jaguars offense responded on the ensuing possession by driving 61 yards in 9 plays to the Texans' 14, setting up Lambo's 32-yard field goal which made it a one-score game at 13-6. After forcing a Texans punt the Jaguars put together their best drive of the day, taking over at their own 32 with 3:36 left and just one time out. Five runs and 8 passes – including an 18-yard Minshew run on 4th-and-10 – set them up at the Houston 4 from where Minshew threw to WR **DJ Chark Jr.** in the back of the endzone for a touchdown that made the score 13-12. A RB Leonard Fournette run up the middle was stopped short on the 2-point try, and Houston then recovered the Jaguars' onside kick. The Jaguars' 9 penalties on the day wiped out gains of 29, 29 and 9 yards, but they scored on all three possessions on which they crossed midfield.

Team	Q	Time	Scoring Play	Drive Info
HOU	1	1:54	K.Fairbairn 39 yd. Field Goal	15-71, 7:15
JAX	2	3:17	J.Lambo 40 yd. Field Goal	10-47, 5:20
HOU	2	0:00	K.Fairbairn 22 yd. Field Goal	11-71, 3:17
HOU	4	11:35	D.Watson 2 yd. run (K.Fairbairn kick)	4-11, 1:24
JAX	4	6:01	J.Lambo 32 yd. Field Goal	9-61, 5:34
JAX	4	0:30	D.Chark 4 yd. pass from G.Minshew (run failed)	14-68, 3:06

Team Statistics

	Texans	Jaguars
First Downs (Run-Pass-Pen)	17 (7-9-1)	16 (5-10-1)
Total Yards-Plays-Avg.	263-63-4.2	281-58-4.8
Rushing Yards-Attempts-Avg.	126-30-4.2	103-21-4.9
Net Yards Passing (Sacked-Yds)	137 (4-22)	178 (4-35)
Att-Comp-Int	29-16-0	23-33-0
Third Down Conversions (%)	6-15 (40%)	3-13 (23%)
Fourth Down Conversions (%)	2-2 (100%)	1-2 (50%)
Punts-Avg.	7-43.9	6-48.0
Fumbles-Lost	2-0	3-1
Penalties-Yards	7-47	9-70
Time of Possession	29:59	30:01

Individual Statistics

Jaguars Rushing: L.Fournette 7-47, G. Minshew 6-56
Texans Rushing: C. Hyde 20-90, D. Johnson 6-31, D. Watson 4-5 (1 TD)

Jaguars Passing: G. Minshew 23-33-213 (1 TD)
Texans Passing: D. Watson 16-29-159

Jaguars Receiving: C. Conley 4-73, D. Chark 7-55 (1 TD), L. Fournette 4-40, J. O'Shaughnessy 4-28, G. Swaim 3-14, D. Westbrook 1-3
Texans Receiving: D. Hopkins 5-40, W. Fuller 4-40, K. Stills 2-38, J. Atkins 2-25, D. Fells 1-9, K. Coutee 2-7

Sacks: Jaguars 4-22 (R. Harrison 1.0-0, D. Haydon 1.0-8, M. Jack 0.5-4, L. Jacobs 0.5-4)
Sacks: Texans 4-35 (Z. Cunningham 1.0-8, W. Mercilus 2.0-18, C. Omenihu 1.0-9)

Interceptions: Jaguars 0
Interceptions: Texans 0

Paid Attendance: 71, 651 **Time:** 3:04 **Temperature:** 89 degrees

2019 GAME SUMMARIES



WEEK 3 VS. TENNESSEE

Sept. 19, 2019 at TIAA Bank Field

	1	2	3	4	OT	Final
TENNESSEE TITANS (1-2)	0	0	0	7	-	7
JACKSONVILLE JAGUARS (1-2)	14	0	0	3	-	20

In their lone prime-time game of the season the Jaguars scored quickly and forced Tennessee to play catch-up throughout a rainy night before closing out a gutty 20-7 divisional home win. QB **Gardner Minshew II**, making his first home start, threw two touchdown passes in the first nine minutes and the Jacksonville defense contributed nine sacks – including eight in the second half – to prevent a Titans comeback. The Jaguars' opening-drive punt was muffed by CB **Adoree' Jackson** – the game's only turnover – at the Tennessee 7, and one play later Minshew lofted a touchdown pass to TE **James O'Shaughnessy**. Following the first of eight Tennessee punts, the Jaguars scored again on their second possession when Minshew connected with WR **Dede Westbrook** for 28 yards before finding WR **DJ Chark Jr.** in the end zone with a 22-yard scoring pass, giving the Jaguars a 14-0 lead just 8:24 into the game. At that point Tennessee had run just five offensive plays and gained 4 yards. The second half opened with Tennessee driving to the Jacksonville 11 before being stopped on a 4th-and-6 on Campbell's second sack. The Jaguars responded with a field goal drive, with K **Josh Lambo's** 40-yarder making it 17-0 midway through the third quarter. In the fourth period the Titans put together a 66-yard possession, with RB **Derrick Henry** capping it with a 1-yard touchdown run, to get within 10 at 17-7. But Jacksonville answered with a 9-play drive to set up Lambo's 48-yard field goal for a 20-7 lead with 4:30 remaining and Tennessee was unable to mount a comeback. Minshew, who was not sacked, completed 20 of 30 passes for 204 yards and became the first rookie in franchise history to throw for at least 200 yards in each of the first three games of his career. Campbell led the defensive onslaught with three sacks, with rookie Josh Allen getting his first two including a strip-sack, DE **Dawuane Smoot** adding two, DL **Taven Bryan** one and LB **Leon Jacobs** and DT **Marcel Dareus** splitting a sack. RB **Leonard Fournette** was held in check until breaking a 69-yard run on the Jaguars' last possession to finish with 66 rushing yards, and he led the team with 6 receptions. Tennessee faced 3rd down and 5 or longer on 15 of their 17 third down plays.

Team	Q	Time	Scoring Play	Drive Info
JAX	1	13:02	J.O'Shaughnessy 7 yd. pass from G.Minshew (J.Lambo kick)	1-7, 0:05
JAX	1	6:36	D.Chark 22 yd. pass from G.Minshew (J.Lambo kick)	6-62, 3:32
JAX	3	7:54	J.Lambo 40 yd. Field Goal	7-58, 3:33
TEN	4	12:04	D.Henry 1 yd. run (C.Santos kick)	7-66, 2:42
JAX	4	7:34	J.Lambo 48 yd. Field Goal	9-45, 4:30

Team Statistics

	Titans	Jaguars
First Downs (Run-Pass-Pen)	21 (5-15-1)	12 (2-8-2)
Total Yards-Plays-Avg.	340-75-4.5	292-50-5.8
Rushing Yards-Attempts-Avg.	91-26-3.5	88-20-4.4
Net Yards Passing (Sacked-Yds)	249 (9-55)	204 (0-0)
Att-Comp-Int	40-23-0	30-20-0
Third Down Conversions (%)	8-17 (47%)	2-11 (18%)
Fourth Down Conversions (%)	0-1 (0%)	0-1 (0%)
Punts-Avg.	8-46.5	6-42.0
Fumbles-Lost	3-1	0-0
Penalties-Yards	9-101	4-30
Time of Possession	35:16	24:44

Individual Statistics

Jaguars Rushing: L.Fournette 15-66, G. Minshew 4-18, D. Westbrook 1-4
Titans Rushing: D. Henry 17-44 (1 TD), M. Mariota 6-34, D. Lewis 3-13

Jaguars Passing: G. Minshew 20-30-204 (2 TDs)
Titans Passing: M. Mariota 23-40-304

Jaguars Receiving: D. Chark 4-76 (1 TD), D. Westbrook 5-46, C. Conley 2-30, L. Fournette 6-26, J. O'Shaughnessy 2-18 (1 TD), G. Swain 1-8
Titans Receiving: A. Humphries 6-93, T. Sharpe 2-70, De. Walker 7-64, C. Davis 3-44, J. Smith 2-20, D. Lewis 1-7, A. Brown 1-4, D. Henry 1-2

Sacks: Jaguars 9 (C. Campbell 3.0, J. Allen 2.0, D. Smoot 2.0, T. Bryan 1.0, L. Jacobs 0.5, M. Dareus 0.5)
Sacks: Titans 0

Interceptions: Jaguars 0
Interceptions: Titans 0

Paid Attendance: 58, 613 **Time:** 3:01 **Temperature:** 73 degrees

WEEK 4 AT DENVER

Sept. 29, 2019 at Empower Field at Mile High

	1	2	3	4	OT	Final
JACKSONVILLE JAGUARS (2-2)	7	10	14	6	-	26
DENVER BRONCOS (0-4)	7	10	0	7	-	24

K **Josh Lambo's** 33-yard field goal as time expired gave the Jaguars a thrilling 26-24 come-from-behind win in Denver to even their record at 2-2. With RB **Leonard Fournette** rushing for a career-high 225 yards and QB **Gardner Minshew II** escaping a fierce pass rush to complete passes, the Jaguars overcame a 14-point second-quarter deficit by scoring twice in the third quarter. The first half was all Denver as the Broncos built a 17-3 lead with 4:16 remaining in the half on two QB **Joe Flacco** touchdown passes and a 33-yard field goal. Denver's next possession ended with the game's only turnover, an interception by S **Ronnie Harrison** which he returned 31 yards to the Denver 43, and Lambo kicked a 40-yard field goal seven plays later for a 17-6 halftime score. Turning to the run game, the Jaguars marched 75 yards in 16 plays and ate up 10:24 to open the third quarter – with 11 Fournette runs including 6 straight – and Minshew II capped the drive with a 7-yard touchdown pass to RB **Ryquell Armstead**. After forcing a three-and-out Jacksonville took its first lead of the day at 20-17 on its next series when Minshew found TE **James O'Shaughnessy** in the end zone with an 18-yard pass. That drive, which started at the Jacksonville 7-yard line, began with Fournette's 81-yard run, the second-longest in team history. In the fourth quarter the Jaguars extended their lead to six at 23-17 on Lambo's 34-yard field goal that capped a 13-play, 78-yard drive. But Denver took back the lead on the ensuing possession, driving 75 yards in 6 plays with two 27-yard completions before Flacco threw 8 yards to WR **Courtland Sutton** for the touchdown and a 24-23 lead with 1:32 left. Facing a relentless pass rush, Minshew turned in his first game-winning drive by completing passes of 32 yards to WR **Dede Westbrook** and 17 yards to WR **Chris Conley** to set up Lambo's fourth field goal of the day. Minshew II was sacked five times, including the 99th and 100th sacks of LB **Von Miller's** career, but he completed 19 of 33 passes for 213 yards, his fourth straight 200-yard performance. The Jaguars, who were 0 of 7 on third downs in the first half, rushed for 269 yards and gained 455 total while possessing the ball for 39:12 to overcome 12 penalties.

Team	Q	Time	Scoring Play	Drive Info
DEN	1	8:17	N.Fant 25 yd. pass from J.Flacco (B.McManus kick)	2-53, 0:50
JAX	1	3:13	J.Lambo 25 yd. Field Goal	10-68, 5:04
DEN	2	13:39	C.Sutton 7 yd. pass from J.Flacco (B.McManus kick)	6-69, 2:32
DEN	2	4:16	B.McManus 33 yd. Field Goal	11-49, 4:27
JAX	2	0:08	J.Lambo 40 yd. Field Goal	7-21, 0:41
JAX	3	4:36	R.Armstead 7 yd. pass from G.Minshew (J.Lambo kick)	16-75, 10:24
JAX	3	1:10	J.O'Shaughnessy 18 yd. pass from G.Minshew (J.Lambo kick)	3-93, 1:47
JAX	4	2:54	J.Lambo 34 yd. Field Goal	13-78, 7:00
DEN	4	1:32	C.Sutton 8 yd. pass from J.Flacco (B.McManus kick)	6-75, 1:22
JAX	4	0:00	J. Lambo 33 yd. Field Goal	8-60, 1:32

Team Statistics

	Jaguars	Broncos
First Downs (Run-Pass-Pen)	25 (11-12-2)	19 (2-15-2)
Total Yards-Plays-Avg.	455-76-6.0	371-54-6.9
Rushing Yards-Attempts-Avg.	269-38-7.1	68-16-4.3
Net Yards Passing (Sacked-Yds)	186 (5-27)	303 (0-0)
Att-Comp-Int	33-19-0	38-22-1
Third Down Conversions (%)	4-14 (29%)	4-11 (36%)
Fourth Down Conversions (%)	1-1 (100%)	0-0 (0%)
Punts-Avg.	6-45.5	6-45.2
Fumbles-Lost	1-0	1-0
Penalties-Yards	12-104	5-48
Time of Possession	39:12	20:48

Individual Statistics

Jaguars Rushing: L.Fournette 29-225, R. Armstead 8-42, G. Minshew 1-2
Broncos Rushing: P. Lindsay 9-53, R. Freeman, 6-16, J. Flacco 1-1

Jaguars Passing: G. Minshew 19-33-213 (2 TDs)
Broncos Passing: J. Flacco 22-38-303 (3 TDs, 1 INT)

Jaguars Receiving: D. Westbrook 5-66, D. Chark 4-44, G. Swain 3-17, L. Fournette 2-20, K. Cole 1-19, J. O'Shaughnessy 1-18 (1 TD), C. Conley 1-17, R. Armstead 1-7 (1 TD), M. Lee 1-5
Broncos Receiving: C. Sutton 6-62 (2 TDs), E. Sanders 5-104, R. Freeman 4-34, D. Hamilton 3-57, N. Fant 2-31 (1 TD), D. Spencer 1-8, P. Lindsay 1-7

Sacks: Jaguars 0
Sacks: Broncos 5.0 (V. Miller 2.0, B. Chubb 1.0, D. Walker 1.0, M. Reed 1.0)

Interceptions: Jaguars 1 (R. Harrison)
Interceptions: Broncos 0

Paid Attendance: 76, 219 **Time:** 3:15 **Temperature:** 87 degrees

2019 GAME SUMMARIES



WEEK 5 AT CAROLINA

Oct. 6, 2019 at Bank of America Stadium

	1	2	3	4	OT	Final
JACKSONVILLE JAGUARS (2-3)	7	10	7	3	-	27
CAROLINA PANTHERS (3-2)	14	7	7	6	-	34

For the second week in a row the Jaguars battled back from a 14-point deficit, but this time they came up short, falling to Carolina 34-27. It was a day for offense as the Jaguars gained 507 yards and the Panthers 445. The fireworks started from the beginning as Carolina marched 78 yards in 8 plays with their opening possession, scoring on RB **Christian McCaffrey's** summersaulting 5-yard run. But the Jaguars responded, taking just four plays to cover 75 yards with QB **Gardner Minshew II's** 37-yard touchdown pass to WR **DJ Chark Jr.** capping the series. The Panthers took a 14-7 lead late in the first quarter on McCaffrey's 18-yard touchdown reception, which was set up by a Minshew fumble that was recovered by Carolina at the Jaguars' 24-yard line. The Jaguars' next possession ended with a fumble as well when Minshew was sacked at the Carolina 41, and DE **Brian Burns** scooped and scored to make it a 14-point game at 21-7 just 1:28 into the second quarter. Despite giving up 14 points off turnovers early, Jacksonville battled back with consecutive scoring drives, first getting points on Minshew II's 11-yard pass to Chark. On the Panthers' ensuing possession a 56-yard field goal try was tipped at the line by DL **Calais Campbell**, and the Jaguars took over at their own 46 to set up K **Josh Lambo's** 35-yard field goal to make it 21-17 with 58 seconds remaining in the first half. McCaffrey, who accounted for 237 yards from scrimmage and 18 points on the day, seemed to break the game open on the Panthers' first play of the third quarter when he went 84 yards untouched to stake a 28-17 lead. But once again the Jaguars responded, with RB **Leonard Fournette** crashing in from the 1 to cap a 75-yard drive that featured back-to-back 31-yard completions from Minshew to Chark. In the fourth quarter Lambo's 38-yard field goal made it a one-point game at 28-27 with 5:52 remaining, but once again the Panthers broke off a long run when RB **Reggie Bonnafon** charged 59 yards to the end zone, and a missed PAT made things interesting with Carolina clinging to a 7-point lead with 3:34 left. Minshew was sacked and lost a third fumble on the Jaguars' next possession, but the Jaguars got the ball back at their own 5 with 1:45 remaining and a chance to tie. They reached the Carolina 24 in 10 plays, but Minshew's final pass was knocked down to end the game on an untimed down. The Jaguars yielded 285 rushing yards, the second-most in team history, led by McCaffrey's 176 and two touchdowns. Fournette turned in his second straight 100-yard game with 108 yards and a touchdown on 23 carries. Chark led the Jaguars with 8 receptions for 164 yards and 2 touchdowns.

Team	Q	Time	Scoring Play	Drive Info
CAR	1	9:23	C.McCaffrey 5 yd. run (J.Slye kick)	8-78, 5:37
JAX	1	7:37	D.Chark 37 yd. pass from G.Minshew (J.Lambo kick)	4-75, 1:56
CAR	1	1:35	C.McCaffrey 18 yd. pass from K.Allen (J.Slye kick)	3-24, 1:51
CAR	2	13:32	B.Burns 56 yd. fumble return (J.Slye kick)	
JAX	2	6:07	D.Chark 11 yd. pass from G.Minshew (J.Lambo kick)	6-83, 3:39
JAX	2	0:58	J.Lambo 35 yd. Field Goal	8-37, 1:59
CAR	3	13:49	C.McCaffrey 84 yd. run (J.Slye kick)	1-84, 0:12
JAX	3	10:27	L.Fournette 1 yd. run (J.Lambo kick)	6-75, 3:22
JAX	4	5:52	J.Lambo 38 yd. Field Goal	11-73, 6:01
CAR	4	3:34	R.Bonnafon 59 yd. run (kick failed, wr)	4-75, 2:18

Team Statistics

	Jaguars	Panthers
First Downs (Run-Pass-Pen)	28 (8-18-2)	22 (9-10-3)
Total Yards-Plays-Avg.	507-77-6.6	445-61-7.3
Rushing Yards-Attempts-Avg.	149-31-4.8	285-27-10.6
Net Yards Passing (Sacked-Yds)	358 (2-16)	160 (3-21)
Att-Comp-Int	44-26-0	31-17-0
Third Down Conversions (%)	6-13 (46%)	4-12 (33%)
Fourth Down Conversions (%)	0-0 (0%)	0-1 (0%)
Punts-Avg.	4-48.3	5-47.6
Fumbles-Lost	3-3	1-0
Penalties-Yards	9-84	8-70
Time of Possession	32:24	27:36

Individual Statistics

Jaguars Rushing: L.Fournette 23-108 (1 TD), G. Minshew 7-42, R. Armstead 1-1
Panthers Rushing: C. McCaffrey 19-176 (2 TDs), R. Bonnafon 5-80, C. Samuel 2-25, K. Allen 1-4

Jaguars Passing: G. Minshew 26-44-374 (2 TDs)
Panthers Passing: K. Allen 17-30-181 (1 TD)

Jaguars Receiving: D. Chark 8-164 (2 TDs), D. Westbrook 7-82, J. O'shaughnessy 3-57, L. Fournette 4-29, C. Conley 1-26, R. Armstead 1-7, M. Lee 1-5, G. Swain 1-4
Panthers Receiving: D. Moore 6-91, C. McCaffrey 6-61 (1 TD), C. Samuel 3-19, J. Wright 1-6, A. Armah 1-4

Sacks: Jaguars 3.0 (Y. Ngakoue 2.0, J. Allen 1.0)
Sacks: Panthers 5.0 (B. Burns 1.0, M. Addison 1.0)

Interceptions: Jaguars 0
Interceptions: Panthers 0

Paid Attendance: 72, 762 **Time:** 3:28 **Temperature:** 72 degrees



RECORD WHEN



YEAR RECORD	95 W-L	96 W-L	97 W-L	98 W-L	99 W-L	00 W-L	01 W-L	02 W-L	03 W-L	04 W-L	05 W-L	06 W-L	07 W-L	08 W-L	09 W-L	10 W-L	11 W-L	12 W-L	13 W-L	14 W-L	15 W-L	16 W-L	17 W-L	18 W-L	19 W-L	Total W-L	Post W-L
Play at home	2-6	7-1	7-1	7-1	7-1	4-4	3-5	3-5	5-3	4-4	6-2	6-2	6-2	2-6	5-3	5-3	4-4	1-7	1-7	3-5	4-4	1-6	6-2	3-5	1-1	104-89	3-1
Play on the road	2-6	2-6	4-4	4-4	7-1	3-5	3-5	3-5	0-8	5-3	6-2	2-6	5-3	3-5	2-6	3-5	1-7	1-7	3-5	0-8	1-7	1-5	4-4	2-5	1-2	68-122	4-6
Play on grass field	3-8	8-3	10-2	9-2	10-2	5-8	5-9	6-8	5-7	7-6	11-2	8-6	11-3	3-10	5-7	6-6	4-8	1-12	4-9	3-10	4-7	2-9	8-6	4-6	2-2	143-159	6-4
Play on artificial field	1-4	1-4	1-3	2-3	4-0	2-1	1-1	0-2	0-4	2-1	1-2	0-2	0-2	2-1	2-2	2-2	1-3	1-2	0-3	0-3	1-4	0-2	2-0	1-3	0-1	28-55	1-3
Play in a dome	1-1	1-2		0-1	1-0	0-1	1-0	0-1	0-2	1-1	0-2	0-1	0-2	2-1	1-1	1-1	1-2	0-1	1-2	0-2		0-1	2-0	0-3	0-1	13-29	
Score first	4-1	7-2	8-2	8-2	9-1	5-6	4-2	4-4	3-3	6-0	8-1	5-2	9-1	3-2	5-2	4-0	4-3	1-5	3-4	0-5	3-2	1-3	9-2	4-3	1-0	118-58	3-3
Opponent scores first	0-11	2-5	3-3	3-3	5-1	2-3	2-8	2-6	2-8	3-7	4-3	3-6	2-4	2-9	2-7	4-8	1-8	1-9	1-8	3-8	2-9	1-8	1-4	1-7	1-3	53-156	4-4
Score on first poss.	4-3	6-1	6-2	3-2	5-0	3-1	2-2	3-0	0-2	3-0	6-0	5-1	6-2	3-2	7-2	5-1	1-1	1-3	3-0	0-3	2-1	0-1	4-3	4-1	1-1	83-36	4-2
Score 20+ points	3-4	8-3	10-3	11-1	11-0	5-3	3-4	6-3	4-2	5-1	11-1	6-4	9-3	5-2	6-1	7-3	1-1	2-4	3-2	3-1	4-5	1-4	9-3	3-2	2-2	138-62	6-3
Score fewer than 20 pts.	1-8	1-4	1-2	0-4	3-2	2-6	3-6	0-7	1-9	4-6	1-3	2-4	2-2	0-9	1-8	1-5	4-10	0-10	1-10	0-11	1-5	1-6	1-3	2-8	0-1	33-149	1-4
Allow 20+ points	1-9	3-4	5-5	5-3	4-2	1-7	0-8	2-9	2-9	2-5	4-3	0-7	2-4	2-10	4-7	5-8	0-8	0-13	3-11	1-11	2-9	1-8	1-4	0-7	1-2	51-173	4-7
Allow fewer than 20 pts.	3-3	6-3	6-0	6-2	10-0	6-2	6-2	4-1	3-2	7-2	8-1	8-1	9-1	3-1	3-2	3-0	5-3	2-1	1-1	2-2	1-1	1-2	9-1	4-2	1-1	117-37	3-0
Game decided by <7 pts.	3-5	7-5	4-4	5-2	4-1	2-5	3-6	3-8	4-6	8-3	8-2	2-7	4-2	4-6	5-3	2-2	3-5	2-3	2-1	1-2	4-5	1-4	2-3	2-6	2-1	88-96	5-1
Game decided by <3 pts.	2-2	4-2	2-0	1-2	3-1	1-3	0-3	2-5	1-2	5-2	3-1	0-3	1-2	2-1	1-1		1-1		1-0	1-1	1-0	1-1		0-0	1-1	34-34	3-1
Lead after 1st quarter	4-2	6-0	7-2	8-2	6-1	4-2	4-1	4-3	2-0	4-0	8-0	4-2	8-2	2-3	3-1	3-1	4-0	1-3	3-4	0-6	2-1	1-2	9-0	2-2	1-0	101-40	3-1
Trail after 1st quarter	0-8	3-3	2-2	2-3	3-1	2-5	0-6	2-6	1-9	2-6	3-2	3-3	1-2	3-3	4-5	2-7	1-8	1-6	0-7	2-5	2-9	0-7	1-3	0-7	1-3	42-132	3-4
Lead at halftime	4-1	4-0	10-1	7-1	9-1	6-3	4-2	6-2	3-2	5-0	6-0	6-2	10-1	2-2	5-0	4-1	4-1	1-3	4-1	1-3	2-1	1-2	9-0	4-2	1-0	119-32	5-2
Trail at halftime	0-9	4-6	0-4	3-3	3-1	0-5	1-6	0-6	1-8	4-6	6-3	0-5	1-4	2-9	2-9	1-7	0-7	1-7	0-10	2-10	2-10	1-7	1-4	0-7	1-3	36-158	0-4
Tied at halftime	0-2	1-1	1-0	1-1	2-0	1-1	1-2	0-2	1-1	0-1	0-1	2-1		1-0		3-0	1-3	0-3	0-1		1-0	0-1	0-2	1-2		17-25	2-1
Lead after 3rd quarter	2-1	6-1	10-1	9-1	11-1	7-3	5-3	6-1	3-2	7-1	9-2	7-0	9-0	3-2	4-1	6-1	5-1	1-1	3-1	2-2	2-2	1-2	9-0	4-2	2-0	133-32	6-1
Trail after 3rd quarter	2-11	3-5	1-4	2-3	2-1	0-5	1-6	0-7	1-7	2-6	2-2	0-8	2-5	1-9	2-8	1-6	0-8	1-11	1-11	1-11	2-8	1-9	0-6	0-8	0-3	26-167	0-6
Goes into overtime		1-1	0-1			1-0				1-0	2-0	0-1		1-0	1-0	0-1		0-3			0-1		1-1	0-0		8-9	
Have + turnover ratio	3-3	5-1	7-2	7-2	9-0	6-2	3-3	5-3	2-2	7-0	8-2	6-1	9-1	4-2	5-2	6-0	4-3	2-3	4-2	1-4	2-2	1-1	8-1	3-2	2-0	118-45	6-1
Have - turnover ratio	0-7	0-5	1-3	1-3	2-2	1-7	2-5	0-3	1-6	0-2	1-2	1-5	1-3	0-6	2-4	2-8	0-5	0-6	0-8	0-8	1-9	1-8	2-3	2-7	0-3	21-129	0-5
Turnover ratio is even	1-2	4-1	3-0	3-0	3-0		1-2	1-4	2-3	2-5	3-0	1-2	2-1	1-3	0-2		1-3	0-5	0-2	2-1	2-0	0-2	0-2	0-1		33-41	1-1
Have 30:00+ T.O.P	2-5	6-5	8-1	4-1	11-1	6-5	4-1	4-3	5-5	5-5	9-2	8-3	8-2	4-6	7-1	5-6	5-4	0-6	2-2	1-4	2-2	0-5	8-3	3-3	1-2	120-81	4-2
Have < 30:00 T.O.P	2-7	3-2	3-4	7-4	3-1	1-4	2-9	2-7	0-6	3-2	3-2	0-5	3-3	1-5	0-8	3-2	0-7	2-8	2-10	2-9	3-9	2-6	2-3	2-7	1-1	52-135	3-5
Have 30:00 T.O.P										1-0																1-0	
Have 100-yard rusher		1-1	1-0	7-1	5-0	5-4	2-1	2-3	2-1	3-2	5-1	3-3	6-1	2-0	2-2	6-2	3-3	1-0	1-1	1-1	1-1	0-1	5-1	0-0	1-1	65-31	5-1
Have 300 net passing yds.		2-2	4-0	1-0	3-0	0-2		1-0	1-0	0-2		0-1	0-1	0-1	2-0	1-0		0-2	0-1		1-5	0-3	3-1	2-2	0-1	21-24	
Have a 100-yd. receiver	0-2	4-3	6-2	2-1	4-2	5-5	3-3	0-2	2-1	2-2	3-3	1-1	0-2	1-5	2-1	2-1	0-1	1-5	0-2	0-4	3-7	0-3	2-1	2-0	0-2	45-61	1-1
Have two 100-yd. receivers		1-1	0-1	1-1	3-0	0-1	0-1								1-0						0-2		1-0			7-7	
In August		1-0																					0-0			1-0	
In September	0-4	2-3	2-1	4-0	2-1	2-2	2-1	2-1	0-4	3-0	2-1	2-1	2-1	2-2	1-2	1-2	1-2	1-3	0-4	0-4	1-2	0-3	2-1	3-1	2-2	41-48	
In October	3-2	1-3	2-2	1-2	4-0	1-4	0-3	1-3	1-2	2-3	2-2	2-2	3-1	1-2	2-1	3-2	1-4	0-3	0-4	1-3	1-3	2-2	2-2	0-4	0-1	36-60	
In November	0-3	2-1	4-1	4-1	4-0	2-1	1-3	2-2	2-3	1-2	4-0	2-2	3-1	1-3	3-2	2-1	1-2	1-3	3-1	1-3	2-2	0-4	3-1	0-3		48-45	
In December	1-3	4-0	2-1	2-2	3-1	2-2	3-2	1-4	2-2	2-2	3-1	2-3	3-2	1-4	1-3	2-2	1-3	0-5	1-3	1-3	1-3	1-3	3-2	2-2		43-57	1-1
In January					1-0		0-1			1-0	1-0				0-1	0-1	1-0				0-1					4-4	6-6

YEAR RECORD	95 W-L	96 W-L	97 W-L	98 W-L	99 W-L	00 W-L	01 W-L	02 W-L	03 W-L	04 W-L	05 W-L	06 W-L	07 W-L	08 W-L	09 W-L	10 W-L	11 W-L	12 W-L	13 W-L	14 W-L	15 W-L	16 W-L	17 W-L	18 W-L	19 W-L	Total W-L	Post W-L
On Saturday				0-1	0-1					1-0						0-1					1-3	1-0				4-2	
On Sunday night	0-1	1-0		0-1	1-0	1-1		0-1	1-0	0-1	1-0			0-1					0-1							5-7	
On Monday night			1-0	2-0	2-0	0-2	0-1					2-0	0-1	0-1		0-1	1-1									8-7	
On Thursday night				1-0			0-1							0-1	0-1		0-1	0-1	1-0	1-0	1-0	0-1		0-1	1-0	5-7	
Kickoff is 9:30 a.m.																				0-1	0-1	1-0	1-0	0-1		2-3	
Kickoff is 1:00/12:30	3-8	7-3	6-3	7-3	8-1	3-5	6-4	4-6	3-11	7-5	9-4	3-7	9-4	3-5	7-5	7-4	4-9	2-10	3-10	2-12	2-10	1-9	8-2	4-8	0-1	119-152	5-2
Kickoff is 4:00/5:15/25	1-3	1-4	4-2	2-1	2-1	3-1	0-4	2-3	1-0	2-1	2-0	3-1	2-0	2-3	0-3	1-3		0-3	0-2	0-1	1-1	0-1	1-4	1-1	1-0	32-43	1-2
Kickoff is 8:00/20/25/35	0-1	1-0		2-0	2-1	1-1	0-1	0-1	1-0	0-1	1-0	2-0	0-1	0-3	0-1	0-1	1-2	0-1	1-0	1-0	1-0	0-1				14-16	1-2
Kickoff is 9:00			1-0		2-0	0-2	0-1																			3-3	

*All Times Eastern

YEAR RECORD	02 W-L	03 W-L	04 W-L	05 W-L	06 W-L	07 W-L	08 W-L	09 W-L	10 W-L	11 W-L	12 W-L	13 W-L	14 W-L	15 W-L	16 W-L	17 W-L	18 W-L	19 W-L	Total W-L
vs. AFC South Teams	1-5	2-4	2-4	4-2	2-4	2-4	2-4	3-3	3-3	3-3	2-4	3-3	1-5	2-4	1-2	4-2	1-4	1-1	39-61
vs. AFC North Teams	1-3	0-1	0-1	4-0	1-0	1-0	0-4	0-1	1-0	1-3	0-1	1-0	1-3	1-0	0-1	4-0	0-1		16-19
vs. AFC East Teams	1-0	0-4	1-0	1-0	2-2	1-0	0-1	2-2	1-0	0-1	0-4	0-1	0-1	2-2	0-1	0-1	3-1		14-21
vs. AFC West Teams	1-0	1-0	3-1	0-1	0-1	4-0	1-0	1-0	2-2	0-1	0-1	0-4	0-1	0-1	0-4	1-0	0-1	1-1	15-19
vs. NFC South Teams		2-2				3-1				1-3				0-4				0-1	6-11
vs. NFC North Teams			3-1				2-2				0-4				1-3				6-10
vs. NFC East Teams	2-2				3-1				1-3				1-3				1-3		8-12
vs. NFC West Teams				3-1				1-3				0-4				1-3			5-11



PLAYER BIOS

57



D.J. ALEXANDER

LINEBACKER
6-2 | 233 LBS | 9-30-1991
OREGON STATE
PALM DESERT, CALIFORNIA
ACQ: FREE AGENT 2019
EXP: 5TH YEAR



TRANSACTIONS

Originally drafted by Kansas City in the fifth round (172nd overall) of the 2015 NFL draft ... Traded by Kansas City to Seattle on 7/28/17 ... Waived by Seattle on 9/1/18 ... Claimed off waivers by Philadelphia on 9/2/18 ... Signed as an unrestricted free agent by Jacksonville on 5/1/19

PRO (GAMES PLAYED/STARTED - 59/1, 4/0)

- Has posted 30 career special teams tackles, including a career-high 11 special teams tackles as a rookie in 2015
- Selected to the Pro Bowl in 2016 as a special teamer

2019 (w/ JAX - 3/0)

- **9/8 vs. K.C.:** Posted one tackle
- **9/15 at HOU:** Saw action on special teams before exiting the game due to injury (hamstring)
- **9/19 vs. TEN:** Inactive
- **9/29 at DEN:** Inactive
- **10/6 at CAR:** Saw action on special teams, recording one special teams tackle

2018 (w/ PHI - 12/0, 1/0)

Appeared in 12 regular season games and totaled three special teams tackles and one fumble recovery

- **12/16 at LAR:** Recovered a fumble in the team's 30-23 victory

2017 (w/ SEA - 12/0)

Appeared in 12 games and posted two tackles, as well as seven special teams tackles

- **11/9 at ARI:** Registered two special teams tackles
- **11/20 vs. ATL:** Posted multiple special teams tackles for the second consecutive game

2016 (w/ K.C. - 16/0, 1/0)

Appeared in all 16 games for the second consecutive season ... Totaled nine special teams tackles and was named to the Pro Bowl as a special teamer

- **11/27 at DEN:** Posted a single game career-high three special teams tackles

2015 (w/ K.C. - 16/0, 2/0)

Appeared in all 16 games during his rookie season and posted a career-high 11 special teams tackles

COLLEGE (AT OREGON STATE, 2011-14)

- Started 32 career games for the Beavers
- As a senior in 2014, started all 12 games for the first time in his career and finished second on the team with 70 tackles, including 12 tackles for loss

PERSONAL

- Attended Palm Desert (Calif.) High School and played both LB and WR, finishing as the co-Desert Valley MVP as a senior after totaling 118 tackles and 7.0 sacks
- Two-time All-CIF Eastern Division selection
- Also broke the school's 100- and 200-meter sprint records while starring on the track team
- Born Donnell Welch and switched his surname in 2012 to honor his stepfather
- Son of Eugene and Cindy Alexander
- Majored in human development and family science at Oregon State

REGULAR SEASON STATISTICS

YEAR	TEAM	GP/GS	TKL	SOLO	ASST	SACKS	FF	FR	PD	TFL
2015	K.C.	16/0	2	1	1	0.0	0	0	0	0
2016	K.C.	16/1	5	5	0	0.0	1	0	0	1
2017	SEA	12/0	2	2	0	0.0	0	0	0	1
2018	PHI	12/0	0	0	0	0.0	0	1	0	0
2019	JAX	3/0	1	1	0	0.0	0	0	0	0
NFL totals: 5 yrs.		59/1	10	9	1	0.0	1	1	0	2

Special teams tackles: 11 in 2015, nine in 2016, seven in 2017, three in 2018, one in 2019

Single Game Career Highs

Tackles:
4 (12/18/16 vs. TEN)

Special Teams Tackles:
3 (11/27/16 vs. at DEN)

Forced fumbles:
1 (11/6/16 vs. JAX)

Fumble recoveries:
1 (12/16/18 at LAR)

POSTSEASON CAREER STATISTICS

YEAR	TEAM	GP/GS	TKL	SOLO	ASST	SACKS	FF	FR	PD	TFL
2015	K.C.	2/0	0	0	0	0.0	0	0	0	0
2016	K.C.	1/0	0	0	0	0.0	0	0	0	0
2018	PHI	1/0	0	0	0	0.0	0	0	0	0
NFL totals: 5 yrs.		4/0	0	0	0	0.0	0	0	0	0

Special teams tackles: One in 2015

2019 GAME-BY-GAME STATISTICS

DATE	OPP	TKL	SOLO	ASST	SACKS	FF	FR	PD	TFL
09/08	vs. Kansas City	1	1	0	0.0	0	0	0	0
09/15	at Houston	0	0	0	0.0	0	0	0	0
09/19	vs. Tennessee			Inactive (Hamstring)					
09/29	at Denver			Inactive (Hamstring)					
10/06	at Carolina	0	0	0	0.0	0	0	0	0
10/13	vs. New Orleans								
10/20	at Cincinnati								
10/27	vs. N.Y. Jets								
11/03	vs. Houston								
	BYE WEEK								
11/17	at Indianapolis								
11/24	at Tennessee								
12/01	vs. Tampa Bay								
12/08	vs. L.A. Chargers								
12/15	at Oakland								
12/22	at Atlanta								
12/29	vs. Indianapolis								
2019 totals:		1	1	0	0.0	0	0	0	0

41



JOSH ALLEN

DEFENSIVE END
6-5 | 262 LBS | 7-13-1997
KENTUCKY
MONTCLAIR, NEW JERSEY
ACQ: FIRST ROUND OF 2019 DRAFT (7TH)
EXP: ROOKIE



TRANSACTIONS

Originally drafted by Jacksonville in the first round (seventh overall) of the 2019 NFL Draft

PRO (GAMES PLAYED/STARTED - 5/4)

• Rookie DE was drafted by Jacksonville in the first round (seventh overall) of the 2019 NFL Draft

2019 (w/ JAX - 5/4)

- **9/8 vs. K.C.:** Made his NFL debut with a start at DE, amassing two tackles (one solo)
- **9/15 at HOU:** Started at DE, recording four tackles (two solo), including his first career TFL
- **9/19 vs. TEN:** Started at DE, registering four tackles (three solo), 2.0 sacks and one forced fumble
- **9/29 at DEN:** Started at DE, collecting two solo tackles
- **10/6 at CAR:** Saw action at DE, posting six tackles (three solo) and 1.0 sack, becoming the fourth player in franchise history (LB Kevin Hardy, DT John Henderson and DE Yannick Ngakoue) to register at least 3.0 sacks through five career games

COLLEGE (AT KENTUCKY, 2015-18)

- Did not miss a game during his four-year career with the Wildcats, playing in all 51 games with 35 starts
- Career totals include 220 tackles, 31.5 sacks, 11 forced fumbles, eight passes defended and two fumble recoveries
- Named SEC Defensive Player of the Year, earned consensus first-team All-American honors and was honored with the Bronko Nagurski Award, presented to the nation's top defensive player, as a senior in 2018
- Allen's 17.0 sacks in 2018 were the most by an SEC player in a single season since the NCAA started official sack records in 2000, finishing the season ranked second nationally in sacks (17.0), fourth in forced fumbles (five) and sixth in TFL (21.5)
- Majored in Communications

PERSONAL

- He and his wife, Kaitlyn, have a son, Wesley
- Son of **Kim Allen** and **Robert Allen**
- Josh's sister, **Myisha Hines-Allen**, played collegiate basketball at Louisville and is currently a forward for the WNBA's Washington Mystics
- Uncle, **Gregory Hines**, played college basketball at Hampton and went on to a 12-year pro career

REGULAR SEASON STATISTICS

YEAR	TEAM	GP/GS	TKL	SOLO	ASST	SACKS	FF	FR	PD	TFL
2019	JAX	5/4	18	11	7	3.0	1	0	0	4
NFL totals: 1 yr.		5/4	18	11	7	3.0	1	0	0	4

Single Game Career Highs

Tackles: 6 (10/6/19 at CAR)
Sacks: 2.0 (9/19/19 vs. TEN)

Tackles for loss: 2 (9/19/19 vs. TEN)

NOTE THE QUOTE: ON DE JOSH ALLEN

"He's a big, strong guy. He can play the big end, he can play the rush package, so he really gives us some flexibility. He's been solid versus the run in the past. You can feel him off of the edge. That was the biggest thing we needed to address, and they did by drafting the young man, so I think he's played extremely well up until this point."

- Defensive Coordinator **Todd Wash**

2019 GAME-BY-GAME STATISTICS

DATE	OPP	TKL	SOLO	ASST	SACKS	FF	FR	PD	TFL
09/08	vs. Kansas City	2	1	1	0.0	0	0	0	0
09/15	at Houston	4	2	2	0.0	0	0	0	1
09/19	vs. Tennessee	4	3	1	2.0	1	0	0	2
09/29	at Denver	2	2	0	0.0	0	0	0	0
10/06	at Carolina	6	3	3	1.0	0	0	0	1
10/13	vs. New Orleans								
10/20	at Cincinnati								
10/27	vs. N.Y. Jets								
11/03	vs. Houston								
	BYE WEEK								
11/17	at Indianapolis								
11/24	at Tennessee								
12/01	vs. Tampa Bay								
12/08	vs. L.A. Chargers								
12/15	at Oakland								
12/22	at Atlanta								
12/29	vs. Indianapolis								
2019 totals:		18	11	7	3.0	1	0	0	4

THE JOSH ALLEN FILE

Favorite food: Salmon

The first thing he bought with his first paycheck: A house

On who is most responsible for getting him to this point: My son, Wesley, because he's my biggest inspiration.

On his nickname growing up: J-Money. My uncle called me that.

On what animal he would be: A giant whale.

On what he would do if he didn't play football: I would want to work somewhere with kids. My mom works at a daycare and I've always been around daycares, so I would be in that type of work.

On a current Jaguar he looks up to: Calais Campbell.

Best advice he ever received: Don't blow it.

HONOR ROLL

DE **Josh Allen** became the first Kentucky player to win the Bronko Nagurski award, given to the top defensive player in the nation. Allen was the third recipient of the award in the last 10 years to be drafted in the top 10 of the NFL Draft, joining DL **Bradley Chubb** (2018 NFL Draft), LB **Luke Keuchly** (2012) and DL **Ndamukong Suh** (2010).

BRONKO NAGURSKI AWARD WINNERS, LAST 10 YEARS

Year	Recipient/Drafted	College
2018	DE Josh Allen (7th overall)	Kentucky
2017	DL Bradley Chubb (5th overall)	NC State
2016	DL Jonathan Allen (17th overall)	Alabama
2015	DL Tyler Matakevich (246th overall)	Temple
2014	LB Scooby Wright (250th overall)	Arizona
2013	LB Aaron Donald (13th overall)	Pittsburgh
2012	LB Manti Te'o (38th overall)	Notre Dame
2011	LB Luke Keuchly (9th overall)	Boston College
2010	DL Da'Quan Bowers (50th overall)	Clemson
2009	DL Ndamukong Suh (2nd overall)	Nebraska

23



RYQUELL ARMSTEAD

RUNNING BACK
 5-11 | 220 LBS | 10-30-1996
 TEMPLE
 MILLVILLE, NEW JERSEY
 ACQ: FIFTH ROUND OF 2019 DRAFT (140TH)
 EXP: ROOKIE



TRANSACTIONS

Originally drafted by Jacksonville in the fifth round (140th overall) of the 2019 NFL Draft

PRO (GAMES PLAYED/STARTED - 5/0)

Rookie RB was drafted by Jacksonville in the fifth round (140th overall) of the 2019 NFL Draft

2019 (w/ JAX - 5/0)

- **9/8 vs. K.C.:** Made his NFL debut, carrying the ball one time for 7 yards (7.0 avg.)
- **9/15 at HOU:** Saw action on special teams
- **9/19 vs. TEN:** Saw action on special teams
- **9/29 at DEN:** Rushed for 42 yards on eight attempts (5.3 avg.), while hauling in one reception, his first career NFL TD
- **10/6 at CAR:** Saw action at RB, recording one reception for seven yards

COLLEGE (AT TEMPLE, 2015-18)

- Played in 47 games for Temple and recorded 2,812 career rushing yards and 34 TDs on 573 attempts
- Finished third all-time in career rushing TDs and fourth all-time in career rushing yards in school history
- As a senior in 2018, rushed for 1,098 yards and finished 10th in the nation in rushing TDs (13) and 11th in rushing yards per game (115.8) and earned first team All-American Athletic Conference honors.

PERSONAL

- Played running back at Millville (N.J.) High School and rushed for more than 2,500 yards, including 1,488 yards and 18 TDs as a senior
- His nickname is "Rock"
- Has a daughter, Ry-kail, and one son
- Name is pronounced **ruh-KWELL**

REGULAR SEASON STATISTICS

YEAR	TEAM	GP/GS	NO	RUSHING					RECEIVING				
				YDS	AVG	LG	TD		NO	YDS	AVG	LG	TD
2019	JAX	5/0	10	48	4.8	7	0		2	14	7.0	7t	1
Career totals:			5/0	10	48	4.8	16	0	2	14	7.0	7t	1

2019 GAME-BY-GAME STATISTICS

DATE	OPP	NO	RUSHING					NO	RECEIVING				
			YDS	AVG	LG	TD			YDS	AVG	LG	TD	
09/08	vs. Kansas City	1	7	7.0	7	0		0	0	0.0	0	0	
09/15	at Houston	0	0	0.0	0	0		0	0	0.0	0	0	
09/19	vs. Tennessee	0	0	0.0	0	0		0	0	0.0	0	0	
09/29	at Denver	8	42	5.3	16	0		1	7	7.0	7t	1	
10/06	at Carolina	1	-1	-1.0	-	0		1	7	7.0	7	0	
10/13	vs. New Orleans												
10/20	at Cincinnati												
10/27	vs. N.Y. Jets												
11/03	vs. Houston												
	BYE WEEK												
11/17	at Indianapolis												
11/24	at Tennessee												
12/01	vs. Tampa Bay												
12/08	vs. L.A. Chargers												
12/15	at Oakland												
12/22	at Atlanta												
12/29	vs. Indianapolis												
2019 totals:		10	48	4.8	16	0		2	14	7.0	7t	1	

THE RYQUELL ARMSTEAD FILE

What fans would be surprised to know about him: I love to play Fortnite. I think it helps me with my hand-eye coordination.

Nickname: I got the nickname "rock" because my coach in college said I run hard like a rock.

On who is most responsible for getting him to this point: My mother because of the sacrifices she made when I was growing up.

On what animal he would be: I would be a lion because they are fierce and not scared of anything.

On what Jaguar he looks up to: Leonard Fournette because I feel like we are similar running backs.

Best advice he ever received: To be myself and stay true to myself and believe in myself. If I don't believe in myself, I can't expect anyone else to.

On what fatherhood has taught him: It has definitely taught me patience. She makes me go harder and grind harder.

NOTE THE QUOTE: ON RB RYQUELL ARMSTEAD

"He's a tough kid. [Baylor Head Coach and former Temple Head Coach] **Matt Rhule** texted me right away when we took him and said, 'Yes, sir. He's a winner.' We're excited about that. A guy who is tough and has the ability to make that one cut and get to the goal line. 220 pounds. He will probably be 222-223 [pounds] when he gets here. Runs very well."

- EVP of Football Operations **Tom Coughlin**



16



C.J. BOARD

WIDE RECEIVER
6-1 | 181 LBS | 12-12-1993
CHATTANOOGA
CLARKSVILLE, TENNESSEE
ACQ: FREE AGENT 2019
EXP: 1ST YEAR



TRANSACTIONS

Originally signed by Baltimore as an undrafted rookie in 5/5/17 ... Released by Baltimore on 9/3/17 ... Signed by Tennessee to the teams practice squad on 10/4/17 ... Released by Tennessee on 11/28/17 ... Signed by Cleveland to the team's practice squad on 12/26/17 ... Waived by Cleveland on 8/31/18 ... Signed by Jacksonville to the team's practice squad on 12/10/18 ... Activated from the practice squad to the active roster by Jacksonville on 2/4/19

PRO (GAMES PLAYED/STARTED - 0/0)

First-year WR who has spent time with Baltimore, Tennessee and Cleveland's practice squads before signing with Jacksonville to the team's practice squad in 2018 and being activated to the 53-man roster for the 2019 season

2019 (w/ JAX - 0/0)

- 9/8 vs. K.C.: Inactive
- 9/15 at HOU: Active, but did not play
- 9/19 vs. TEN: Inactive
- 9/29 at DEN: Inactive
- 10/6 at CAR: Inactive

2018 (w/ JAX - 0/0)

Signed by Jacksonville to the practice squad on Dec. 10

2018 (w/ CLE - 0/0)

Spent the 2018 preseason with Cleveland, appearing in all four preseason games where he hauled in five receptions for 54 yards

2017 (w/ CLE - 0/0)

Spent the last week of the 2017 NFL season on Cleveland's practice squad after being signed by the Browns on Dec. 26

2017 (w/ TEN - 0/0)

Signed by Tennessee to the practice squad on Oct. 4 before being released by the Titans on Nov. 28

2017 (w/ BAL - 0/0)

Entered the league with Baltimore as an undrafted rookie signing and spent the 2017 preseason with the team before being released on Sept. 3

COLLEGE (AT CHATANOOGA, 2012-15)

- Attended Chattanooga from 2012-15 and made 47 career starts, totaling 146 catches for 2,032 yards and 10 TDs
- As a senior in 2015, set career-highs with 46 catches, 725 yards and five TDs
- Left college ranked sixth all-time in receptions and fifth all-time in receiving yards
- Caught a pass in 30 straight games, the third longest streak all-time in program history

PERSONAL

- Attended West Creek (Clarksville, Tenn.) High School where he was a three-sport standout, also earning all-district in baseball and basketball
- Was a member of the Tennessean Dream Team and Tennessee All-State 5A squad as a junior with 817 receiving yards and 10 TDs on 48 catches
- Son of Penni and Calvin Board


REGULAR SEASON STATISTICS

YEAR	TEAM	GP/GS	RECs	YDS	AVG.	LG	TD
2017	BAL/TEN			PRACTICE SQUAD			
2018	CLE/JAX			PRACTICE SQUAD			
2019	JAX	0/0	0	0	0.0	0	0
NFL totals: 1 yr.		0/0	0	0	0.0	0	0

2019 GAME-BY-GAME STATISTICS

DATE	OPP	RECs	YDS	AVG.	LG	TD
09/08	vs. Kansas City			Inactive		
09/15	at Houston	0	0	0.0	0	0
09/19	vs. Tennessee			Inactive		
09/29	at Denver			Inactive		
10/06	at Carolina			Inactive		
10/13	vs. New Orleans					
10/20	at Cincinnati					
10/27	vs. N.Y. Jets					
11/03	vs. Houston					
	BYE WEEK					
11/17	at Indianapolis					
11/24	at Tennessee					
12/01	vs. Tampa Bay					
12/08	vs. L.A. Chargers					
12/15	at Oakland					
12/22	at Atlanta					
12/29	vs. Indianapolis					
2019 totals:		0	0	0.0	0	0

31



BREON BORDERS

CORNERBACK

6-0 | 189 LBS | 7-22-1995

DUKE

STATESVILLE, NORTH CAROLINA

ACQ: PRACTICE SQUAD 2018

EXP: 1ST YEAR



TRANSACTIONS

Originally signed by Oakland as an undrafted rookie on 5/5/17 ... Signed to the practice squad by Oakland on 9/3/17 ... Signed by Buffalo on 12/16/17 ... Waived on 9/1/17 ... Signed to the practice squad by Houston on 9/11/18 ... Released from the practice squad on 10/2/18 ... Signed to the practice squad by Jacksonville on 10/25/18 ... Promoted to Jacksonville's 53-man roster on 12/22/18

PRO (GAMES PLAYED/STARTED - 4/0, 1/0)

- Has spent time with Oakland, Buffalo and Houston before signing with Jacksonville in 2018
- Spent the majority of 2018 on the team's practice squad before being promoted to the active roster prior to Week 16

2019 (w/ JAX - 4/0)

- **9/8 vs. K.C.:** Saw action on special teams
- **9/15 at HOU:** Saw action on special teams
- **9/19 vs. TEN:** Did not play (inactive)
- **9/29 at DEN:** Saw action on special teams
- **10/6 at CAR:** Saw action on special teams

2018 (w/ JAX - 1/0)

Spent the offseason with Buffalo before being waived and spending time on Houston's and Jacksonville's practice squads ... Signed to Jacksonville's active roster prior to Week 16 and made his NFL debut on 12/23 at Miami

2017 (w/ BUF - 0/0, 1/0)

Spent the first 14 weeks on Oakland's practice squad before being signed to Buffalo's active roster ... He was inactive for the final two games of the regular season, but appeared in the AFC Wild Card game at Jacksonville

COLLEGE (AT DUKE, 2013-16)

- Played in 49 games (35 starts) for the Blue Devils, registering 148 tackles, 34 PDs and 12 INTs
- As a senior in 2016, earned third-team All-ACC honors from the league's head coaches after recording 27 tackles, 11 PDs and two INTs

PERSONAL

- Attended Statesville (Statesville, N.C.) High School

REGULAR SEASON STATISTICS

YEAR	TEAM	GP/GS	TKL	SOLO	ASST	SACKS	FF	FR	PD	INT
2018	JAX	1/0	0	0	0	0.0	0	0	0	0
2019	JAX	4/0	0	0	0	0.0	0	0	0	0
NFL totals: 2 yrs.		5/0	0	0	0	0.0	0	0	0	0

POSTSEASON STATISTICS

YEAR	TEAM	GP/GS	TKL	SOLO	ASST	SACKS	FF	FR	PD	TFL	INT
2017	BUF	1/0	0	0	0	0.0	0	0	0	0	0
NFL totals: 2 yrs.		1/0	0	0	0	0.0	0	0	0	0	0

2019 GAME-BY-GAME STATISTICS

DATE	OPP	TKL	SOLO	ASST	SACKS	FF	FR	PD	INT
09/08	vs. Kansas City	0	0	0	0.0	0	0	0	0
09/15	at Houston	0	0	0	0.0	0	0	0	0
09/19	vs. Tennessee				Inactive				
09/29	at Denver	0	0	0	0.0	0	0	0	0
10/06	at Carolina	0	0		0.0	0	0	0	0
10/13	vs. New Orleans								
10/20	at Cincinnati								
10/27	vs. N.Y. Jets								
11/03	vs. Houston								
	BYE WEEK								
11/17	at Indianapolis								
11/24	at Tennessee								
12/01	vs. Tampa Bay								
12/08	vs. Los Angeles								
12/15	at Oakland								
12/22	at Atlanta								
12/29	vs. Indianapolis								
2019 totals:		0	0	0	0.0	0	0	0	0

21



A.J. BOUYE

CORNERBACK
6-0 | 191 LBS | 8-16-1991
CENTRAL FLORIDA
TUCKER, GEORGIA
ACQ: UNRESTRICTED FREE AGENT 2017
EXP: 7TH YEAR



TRANSACTIONS

Originally signed by Houston as an undrafted rookie on 5/10/13 ... Re-signed by Houston as a restricted free agent on 3/28/16 ... Signed by Jacksonville as an unrestricted free agent on 3/10/17

PRO (GAMES PLAYED/STARTED - 83/52, 6/5)

- Career totals include 256 tackles (220 solo), 59 passes defended, 13 INTs, 1.0 sack, one forced fumble and one fumble recovery
- Earned first career Pro Bowl nod and second-team Associated Press All-Pro honors in 2017

2019 (w/ JAX - 4/4)

- **9/8 vs. K.C.:** Started at RCB, and made three solo tackles
- **9/15 at HOU:** Did not play (inactive) due to a hip injury
- **9/19 vs. TEN:** Started at RCB, amassing three tackles (one solo) and two passes defended
- **9/29 at DEN:** Started at RCB, posting five tackles (four solo)
- **10/6 at CAR:** Started at RCB and collected five tackles (four solo)

2018 (w/ JAX - 13/13)

Tied for fifth on the team with 54 tackles ... Part of a secondary that ranked second overall in passing defense in the NFL

- **10/7 at K.C.:** Started at RCB and recorded five tackles (four solo), one INT and totaled two passes defended

2017 (w/ JAX - 16/16, 3/3)

Tied for third in the NFL with six INTs ... Part of a secondary that was ranked the number one passing defense in the NFL

- **11/12 vs. LAC:** Started at RCB and recorded four tackles (three solo), one pass defended and an INT in overtime that set up K **Josh Lambo's** game winning FG
- **11/19 at CLE:** Started at RCB and recorded two solo tackles, one pass defended and one INT, which set a new career-high INT mark
- **12/10 vs. SEA:** Started at RCB and recorded two interceptions

2016 (w/ HOU - 15/11, 1/0)

Led the team and tied for ninth in the NFL with 16 passes defended ... Set career highs with 11 starts, 62 tackles, 16 passes defended, two tackles for loss and one QB hit ... Tied with ATL DB **Robert Alford** for the most passes defended in the postseason (six)

2015 (w/ HOU - 15/2, 1/0)

- **12/20 at IND:** Intercepted IND QB **Matt Hasselbeck** in the fourth quarter to clinch the victory

2014 (w/ HOU - 15/15)

Finished tied for the team lead with three INTs ... Ranked sixth in the NFL with 120 INT return yards

2013 (w/ HOU - 6/0)

Played in six games and recorded two special teams tackles before being placed on the Reserve/Injured List with a hamstring injury on Oct. 16

COLLEGE (AT CENTRAL FLORIDA, 2009-12)

- Started 21 of 43 career games at CB, compiling 110 tackles (78 solo), six INTs, 1.0 sack, two fumble recoveries and one forced fumble
- Returned from injury to start all 14 games as a senior, finishing with 53 tackles, three INTs, two fumble recoveries and one forced fumble en route to All-Conference USA second-team honors
- Started seven games as a junior, recording 21 tackles (19 solo) and two INTs before missing the final five games of the season due to injury

PERSONAL

- Helped lead Tucker (Ga.) High School to a 14-1 record and a state championship during his senior season
- Named first-team all-county after recording 35 tackles as a senior with six INTs while also scoring three TDs on offense and twice on returns
- Recorded 40 tackles and one INT as a junior
- Was a member of the school's merit roll and R.O.T.C.

REGULAR SEASON STATISTICS

YEAR	TEAM	GP/GS	TKL	SOLO	ASST	SACKS	FF	FR	PD	INT
2013	HOU	6/0	0	0	0	0.0	0	0	0	0
2014	HOU	14/6	54	47	7	0.0	1	1	10	3
2015	HOU	15/2	14	14	0	0.0	0	0	6	2
2016	HOU	15/11	62	48	14	1.0	0	0	16	1
2017	JAX	16/16	56	53	3	0.0	0	0	18	6
2018	JAX	13/13	54	46	8	0.0	0	0	8	1
2019	JAX	4/4	16	12	4	0.0	0	0	2	0
NFL totals: 7 yrs.		83/52	256	220	36	1.0	1	1	59	13

Additional statistics: Special teams tackles; two in 2013, five in 2014, two in 2015

Single Game Career Highs

Tackles:
11 (10/24/16 at DEN)

INTs:
2 (12/10/17 vs. SEA)

Forced fumbles:
1 (12/14/14 at IND)

Fumble recoveries:
1 (12/14/14 at IND)

Passes defended:
4 (12/10/17 vs. SEA)

POSTSEASON CAREER STATISTICS

YEAR	TEAM	GP/GS	TKL	SOLO	ASST	SACKS	FF	FR	PD	INT
2015	HOU	1/0	1	1	0	0.0	0	0	0	0
2016	HOU	2/2	7	5	2	0.0	1	0	6	2
2017	JAX	3/3	16	14	2	0.0	0	0	1	0
NFL totals: 7 yrs.		6/5	24	20	4	0.0	1	0	7	2

2019 GAME-BY-GAME STATISTICS

DATE	OPP	TKL	SOLO	ASST	SACKS	FF	FR	PD	INT
09/08	vs. Kansas City	3	3	0	0.0	0	0	0	0
09/15	at Houston				Inactive (hip)				
09/19	vs. Tennessee	3	1	2	0.0	0	0	2	0
09/29	at Denver	5	4	1	0.0	0	0	0	0
10/06	at Carolina	5	4	1	0.0	0	0	0	0
10/13	vs. New Orleans								
10/20	at Cincinnati								
10/27	vs. N.Y. Jets								
11/03	vs. Houston								
	BYE WEEK								
11/17	at Indianapolis								
11/24	at Tennessee								
12/01	vs. Tampa Bay								
12/08	vs. L.A. Chargers								
12/15	at Oakland								
12/22	at Atlanta								
12/29	vs. Indianapolis								
2019 totals:		16	12	4	0.0	0	0	2	0



90



TAVEN BRYAN

DEFENSIVE LINEMAN

6-5 | 291 LBS | 3-11-1996

FLORIDA

CASPER, WYOMING

ACQ: FIRST ROUND OF 2018 DRAFT (29TH)

EXP: 2ND YEAR



TRANSACTIONS

Originally drafted by Jacksonville in the first round (29th overall) of the 2018 NFL Draft

PRO (GAMES PLAYED/STARTED - 21/1)

Second-year DL who has played in all 21 games since being drafted 29th overall in 2018

2019 (w/ JAX - 5/0)

- **9/8 vs. K.C.:** Saw action at DT, making one QB hit
- **9/15 at HOU:** Saw action at DT, recording one tackle and two QB hits
- **9/19 vs. TEN:** Saw action at DT, amassing three tackles (two solo) and 1.0 sack, the second of his career
- **9/29 at DEN:** Saw action at DT
- **10/6 at CAR:** Saw action at DT

2018 (w/ JAX - 16/1)

Saw action in all 16 games during his rookie campaign, making one start ... Amassed 20 tackles (13 solo), three TFL and 1.0 sack on the season

- **9/9 at NYG:** Assisted on one tackle and saw action on special teams in his NFL debut
- **11/25 at BUF:** Recorded two tackles, including one tackle for loss
- **12/6 at TEN:** Made his first career start at DT and recorded three tackles
- **12/16 vs. WAS:** Recorded three tackles, including one for loss
- **12/30 at HOU:** Recorded 1.0 sack, the first of his career

COLLEGE (AT FLORIDA, 2014-17)

- Appeared in 36 games with 14 starts
- Named Associated Press All-SEC second team after his junior year
- Career totals include 67 tackles (31 solo), 10.5 tackles for loss, 5.5 sacks, two forced fumbles and three fumble recoveries

PERSONAL

- Father, Brandy, spent four years as a Navy SEAL
- Has one sister, Chelcey
- Walk-up song in Arlington, Texas after being selected was "Hail To The King" by Avenged Sevenfold
- Midget league football team in Wyoming was nicknamed the 'Jaguars'
- Nickname: Wyoming Wildman
- Attended Notrona County (Wyo.) High School and helped lead the team to a 41-6 record in his final three seasons, including back-to-back state titles in 2012 and 2013
- Unanimously selected as the 2013 Conference Defensive Player of the Year
- Named to the All-State First Team on both the offensive and defensive line

REGULAR SEASON STATISTICS


YEAR	TEAM	GP/GS	TKL	SOLO	ASST	SACKS	FF	FR	PD	TFL
2018	JAX	16/1	20	13	7	1.0	0	0	0	3
2019	JAX	5/0	5	2	3	1.0	0	0	0	1
NFL totals: 2 yrs.		21/1	25	15	10	2.0	0	0	0	4

2019 GAME-BY-GAME STATISTICS

DATE	OPP	TKL	SOLO	ASST	SACKS	FF	FR	PD	TFL
09/08	vs. Kansas City	0	0	0	0.0	0	0	0	0
09/15	at Houston	2	0	2	0.0	0	0	0	0
09/19	vs. Tennessee	3	2	1	1.0	0	0	0	1
09/29	at Denver	0	0	0	0.0	0	0	0	0
10/06	at Carolina	0	0	0	0.0	0	0	0	0
10/13	vs. New Orleans								
10/20	at Cincinnati								
10/27	vs. N.Y. Jets								
11/03	vs. Houston								
	BYE WEEK								
11/17	at Indianapolis								
11/24	at Tennessee								
12/01	vs. Tampa Bay								
12/08	vs. L.A. Chargers								
12/15	at Oakland								
12/22	at Atlanta								
12/29	vs. Indianapolis								
2019 totals:		5	2	3	1.0	0	0	0	1



58



AUSTIN CALITRO

LINEBACKER
6-0 | 240 LBS | 8-19-1992
VILLANOVA
DANBURY, CONNECTICUT
ACQ: WAIVERS (SEATTLE) 2019
EXP: 3RD YEAR



TRANSACTIONS

Originally signed by N.Y. Jets as an undrafted rookie on 5/5/17 ... Released by N.Y. Jets on 5/16/17 ... Signed by San Francisco on 8/7/17 ... Released by San Francisco on 9/3/17 ... Signed by Seattle to the practice squad on 9/4/17 ... Released by Seattle on 9/19/17 ... Signed by Cleveland to the practice squad on 10/3/17 ... Released by Cleveland on 5/18/18 ... Signed by Seattle on 6/13/18 ... Released by Seattle on 9/2/19 ... Signed by Jacksonville on 9/3/19

PRO (GAMES PLAYED/STARTED - 20/5)

- Third-year LB is in his first season in Jacksonville after signing with the team before Week 1 of the 2019 season
- Career totals include 41 tackles (28 solo), three TFL, one pass defended and a half sack

2019 (w/ JAX - 4/0)

- **9/8 vs. K.C.:** Did not play (inactive)
- **9/15 at HOU:** Saw action on special teams
- **9/19 vs. TEN:** Saw action on special teams
- **9/29 at DEN:** Saw action on special teams and made one special teams tackle
- **10/6 at CAR:** Saw action on special teams

2018 (w/ SEA - 16/5)

Played in all 16 games, including five starts at LB, amassing 45 tackles (32 solo), three TFL, one pass defended and a half sack

- **9/17 at CHI:** Totaled nine tackles (six solo) and one pass defended
- **11/15 vs. G.B.:** Amassed five tackles (four solo) and recorded his first career half sack
- **12/2 vs. S.F.:** Registered a career-best 10 tackles (seven solo) and two TFL

2017 (w/ CLE - ps)

Was with San Francisco for the preseason before signing with Seattle's practice squad on Sept. 4 and was released by the Seahawks on Sept. 19 ... Spent the majority of the season on Cleveland's practice squad after being signed on Oct. 3

COLLEGE (AT VILLANOVA, 2012-16)

- Played in 47 career games at Villanova, logging 219 tackles (137 solo), 26 TFL, 8.5 sacks, eight passes defended, three forced fumbles and INTs
- Named team captain his senior season (2016) and was named first team all-CAA
- Led the team in total tackles with 90 and forced fumbles with three as a junior in 2015, earning third team All-CAA honors
- Majored in communications

PERSONAL

- Attended Danbury (Conn.) High School where he was first team all-state, first team all-county and a team captain
- One of three children of Richard and Sharon Calitro

REGULAR SEASON STATISTICS

YEAR	TEAM	GP/GS	TKL	SOLO	ASST	SACKS	FF	FR	PD	TFL	INT
2017	CLE										
2018	SEA	16/5	41	28	13	0.5	0	0	1	3	0
2019	JAX	4/0	0	0	0	0.0	0	0	0	0	0
NFL totals: 3 yrs.		20/5	41	28	13	0.5	0	0	1	3	0

Additional Statistics: Four special teams tackles in 2018; one in 2019

Single Game Career Highs

Tackles:
10 (11/15/18 vs. G.B.)

Passes Defended:
1 (9/17/18 at CHI)

Tackles for loss:
2 (12/2/8 vs. S.F.)


Sacks:
0.5 (11/15/18 vs. G.B.)

2019 GAME-BY-GAME STATISTICS

DATE	OPP	TKL	SOLO	ASST	SACKS	FF	FR	PD	TFL
09/08	vs. Kansas City				Inactive				
09/15	at Houston	0	0	0	0	0	0	0	0
09/19	vs. Tennessee	0	0	0	0	0	0	0	0
09/29	at Denver	0	0	0	0	0	0	0	0
10/06	at Carolina	0	0	0	0	0	0	0	0
10/13	vs. New Orleans								
10/20	at Cincinnati								
10/27	vs. N.Y. Jets								
11/03	vs. Houston								
BYE WEEK									
11/17	at Indianapolis								
11/24	at Tennessee								
12/01	vs. Tampa Bay								
12/08	vs. L.A. Chargers								
12/15	at Oakland								
12/22	at Atlanta								
12/29	vs. Indianapolis								
2019 totals:		0	0	0	0.0	0	0	0	0

Additional Statistics: One special teams tackle





CALAIS CAMPBELL

DEFENSIVE LINEMAN
6-8 | 300 LBS | 9-1-1986
MIAMI (FLA.)
AURORA, COLORADO
ACQ: UNRESTRICTED FREE AGENT 2017
EXP: 12TH YEAR



TRANSACTIONS

Originally drafted by Arizona in the second round (50th overall) of the 2008 NFL draft ... Signed by Jacksonville on 3/11/17

PRO (GAMES PLAYED/STARTED - 175/157, 12/7)

- Four-time Pro Bowl selection (2014, 2015, 2018, 2019)
- Recipient of the 2019 Bart Starr Award, given to the NFL player who best exemplifies outstanding character and leadership in the home, on the field and in the community
- Has 28.0 sacks in three seasons with the Jaguars to rank 7th in team history and third in the NFL during that span
- Since he was drafted in 2008, his 145 tackles for loss are the second-most in the NFL among active players (**J.J. Watt**)
- Has registered 10 consecutive seasons with at least 5.0 sacks, tied for the longest streak in the NFL among defensive linemen with CAR's **Julius Peppers**
- Recorded at least 6.0 sacks in eight of the last nine seasons (2009-18)
- One of four defensive linemen to register at least 30 passes defended since 2011
- His 157 career starts are the most among all active defensive linemen in the NFL
- Earned Associated Press first-team All-Pro honors as a DE and second-team All-Pro honors as a DT in 2017
- Named the 2017 Defensive Player of the Year by the PFWA and Sporting News
- Named the 2017 AFC Defensive Player of the Year by the NFL 101 Awards

2019 (w/ JAX - 5/5)

- **9/8 vs. K.C.:** Started at DT and recorded three tackles and one QB hit
- **9/15 at HOU:** Started at DE, posting four tackles (one solo)
- **9/19 vs. TEN:** Started at DT, amassing six tackles, five QB hits, four TFL and 3.0 sacks, becoming the first player in franchise history to post multiple games with at least 3.0 sacks
- **9/29 at DEN:** Started at DE and assisted on three tackles
- **10/6 at CAR:** Started at DE, tallying five tackles (one solo) ... Blocked a 56-yard FG attempt, marking the first blocked FG by a Jaguars player since Sept. 27, 2015.

2018 (w/ JAX - 16/16)

Selected as a defensive captain by his teammates for the 2018 season ... Set a single-season career high with 20 TFL ... Became the first player in franchise history to record double-digit sacks in consecutive seasons ... Led the team with 10.5 sacks after posting a franchise record 14.5 sacks in 2017 ... Tied his career-high with 72 tackles

- **9/9 at NYG:** Started at DE and recorded three solo tackles, including 1.0 sack and one tackle for a loss
- **9/23 vs. TEN:** Started at DE and recorded five tackles, including 2.0 sacks, which marked his fifth two-sack game as a Jaguars, and one tackle for loss
- **9/30 vs. NYJ:** Started at DE and recorded three tackles (two solo)
- **10/7 at K.C.:** Started at DE and recorded five tackles (three solo), including one tackle for loss
- **10/14 at DAL:** Started at DE and recorded six tackles (four solo), including 1.0 sack, bringing his career total to 75.0, and a tie for the team lead with 4.0 through six games
- **10/21 vs. HOU:** Started at DE and led the team with a season-high nine tackles (five solo)
- **10/28 vs. PHI:** Started at DE and recorded six tackles (four solo), including 1.0 sack and a tackle for loss
- **11/11 at IND:** Started at DE and recorded five tackles, including two for loss
- **11/18 vs. PIT:** Started at DE and recorded four tackles (two solo), including 1.0 sack
- **11/25 at BUF:** Started at DE and recorded four tackles (three solo)
- **12/2 vs. IND:** Started at DE and recorded two tackles for loss, including 1.0 sack and one pass defended
- **12/6 at TEN:** Started at DE and recorded two tackles, including one for loss
- **12/16 vs. WAS:** Started at DE and recorded eight tackles (six solo), including 1.0 sack and a tackle for loss
- **12/23 at MIA:** Started at DE and recorded three tackles, including 1.0 sack and a tackle for loss, in which he forced a fumble and recovered the ball
- **12/30 at HOU:** Started at DE and recorded seven tackles (five solo), including 1.5 sacks

2017 (w/ JAX - 16/16, 3/3)

Campbell's 14.5 sacks were second in the NFL and broke **Tony Brackens'** team record of 12.0 sacks set in 1999 for sacks in a single season

- **9/10 at HOU:** Started at DE and tied for second on the team with six tackles (four solo), two tackles for a loss and set a Jaguars franchise record for most sacks in a single game with 4.0, which also was a career-high ... Campbell's 3.5 sacks in the first half were the most sacks by a single player in a half since 2015 (**Khalil Mack**, Week 14, 5.0; **Cameron Wake**, Week 6, 4.0)
- **9/17 vs. TEN:** Started at DE and recorded four solo tackles
- **9/24 vs. BAL:** Started at DE and totaled three tackles (two solo), one forced fumble and half sack
- **10/1 at NYJ:** Started at DE and recorded six tackles (three solo), one tackle for a loss and 1.0 sack
- **10/15 vs. LAR:** Started at DE and recorded five tackles (four solo), two sacks, two tackles for a loss and one pass defended
- **10/22 at IND:** Started at DE and recorded four tackles (two solo), 2.0 sacks, one tackle for a loss and one forced fumble ... Fourth consecutive game recording at least 1.0 sack ... Set a career high with his 10th sack on the season
- **11/5 vs. CIN:** Started at DE and recorded two solo tackles, 1.0 sack and two TFL
- **11/19 at CLE:** Started at DE and recorded two tackles (one solo), 0.5 sack and a forced fumble
- **11/26 at ARI:** Started at DE and recorded three solo tackles, one tackle for a loss and a fumble recovery, which he returned 10 yards for a TD, the second of his career
- **12/3 vs. IND:** Started at DE and recorded four solo tackles, one sack and one tackle for a loss ... Broke **Tony Brackens'** franchise record of 12 sacks (1999) in a single season as he reached 12.5 sacks this season
- **12/17 vs. HOU:** Started at DE and led the team with five solo tackles and recorded 2.0 sacks, two tackles for a loss and one pass defended
- **12/24 at S.F.:** Started at DE and recorded eight tackles (five solo) and two passes defended
- **12/31 at TEN:** Started at DE and recorded seven tackles (four solo) and two tackles for a loss
- **1/7 vs. BUF:** Started at DE and recorded six tackles (three solo) and four quarterback hits

2016 (w/ ARI, 16/16)

Started 16 games for the second consecutive season and fourth time in his career ... Recorded 53 tackles (34 solo), 12.0 TFL, 8.0 sacks, two forced fumbles and one INT ... His 8.0 sacks tied for the second-highest total in his career and his highest total since 2013 (9.0)

- **10/06 at SF:** Recorded four tackles (three solo), 2.0 sacks, one INT and two tackles for a loss
- **10/30 at CAR:** Totaled a season-high nine tackles and two QB hits
- **1/1 at L.A.:** Registered three tackles, 1.5 sacks and a tackle for a loss

2015 (w/ ARI, 16/16, 2/2)

Started 16 games for the third time in his career and led the defensive line with 61 tackles ... Tied for the team lead with 16 tackles for loss ... Chosen as a defensive captain for the second consecutive season ... Named to his second consecutive Pro Bowl

- **10/4 vs STL:** Tied his career-high with a team-leading 11 tackles (10 solo)
- **12/27 vs. GB:** Recorded six tackles (five solo), a season high 2.5 sacks and three tackles for a loss

2014 (w/ ARI, 14/14, 1/1)

Chosen as a defensive captain for the first time in his career ... Led the defensive line with 58 tackles, was second on the team with 7.0 sacks and led the team with 16 tackles for a loss ... Earned his first Pro Bowl selection

- **9/14 at NYG:** Set season high with 10 solo tackles and recorded 1.0 sack and three tackles for a loss
- **10/5 at DEN:** Registered two solo tackles, one INT and one tackle for a loss
- **11/23 at SEA:** Set a career high registering 3.0 sacks

2013 (w/ ARI, 16/16)

Started all 16 games and led the defensive line with 58 tackles ... Set a career high with 9.0 sacks, which was second highest on the team ... Tied for the team lead with 14 tackles for a loss ... Named a Pro Bowl alternate

- **10/6 vs. CAR:** Recorded four solo tackles, a forced fumble and 2.0 sacks
- **10/17 vs. SEA:** Totaled a season-high eight tackles (seven solo), a fumble recovery and one tackle for a loss
- **12/22 at SEA:** Registered four tackles (three solo), 2.0 sacks and two tackles for a loss

#93 CALAIS CAMPBELL



2012 (w/ ARI, 13/12)

Played in 13 with 12 starts ... Led the defensive line with 63 tackles and finished second on the team with 6.5 sacks

- **9/16 at NE:** Recorded a season-high 10 tackles, 2.0 sacks and two tackles for a loss

2011 (w/ ARI, 16/16)

Started all 16 games for the first time and posted a career-high 72 tackles and team-leading 8.0 sacks

- **9/25 at SEA:** Recorded 10 tackles (five solo), 2.5 sacks and two TFL
- **11/6 vs. STL:** Registered six solo tackles, 2.0 sacks and three tackles for a loss
- **11/13 at PHI:** Recorded his first career interception, picking off a QB Michael Vick pass

2010 (w/ ARI, 15/15)

Totalled 60 tackles and led the team with 6.0 sacks

- **12/19 at CAR:** Recorded a season-high 11 tackles (nine solo), four TFL and 1.0 sacks

2009 (w/ ARI, 16/15, 2/1)

Saw action in all 16 games and started 15 ... Recorded 48 tackles, 7.0 sacks and also blocked two field goals

- **9/20 at JAX:** Credited with his first career sack with 0.5 sack of QB David Garrard
- **10/18 at SEA:** Registered three tackles, two TFL and 1.5 sacks
- **11/22 at STL:** Recorded two solo tackles and a forced fumble

2008 (w/ ARI, 16/0, 4/0)

Played in all 16 games and all four postseason games, including Super Bowl XLIII, in his rookie season and was a key contributor on special teams, totaling seven special teams tackles

- **9/7 at SF:** Recorded first-career tackle

COLLEGE (AT MIAMI (FLA.), 2005-07)

- Played in 36 career games, starting 25 for the Hurricanes
- Career totals include 158 tackles, 19.5 sacks and 39 tackles for a loss
- Two-time All-ACC selection

PERSONAL

- Attended South (Aurora, Colo.) High School and was a two-time All-State selection
- As a senior, recorded 19.0 sacks, 188 tackles and two interceptions
- Garnered All-State accolades in basketball in his junior year
- Recipient of the 2015 Pop Warner Humanitarian Award, given to an individual who portrays both outstanding athletic achievement and high humanitarian principles while serving as an inspiration to the youth of today
- Twitter handle is @Campbell93

REGULAR SEASON STATISTICS

YEAR	TEAM	GP/GS	TKL	SOLO	ASST	SACKS	FF	FR	PD	TFL
2008	ARI	16/0	21	17	4	0.0	1	0	1	2
2009	ARI	16/15	46	35	11	7.0	1	0	5	8
2010	ARI	15/15	60	46	14	6.0	0	1	2	13
2011	ARI	16/16	72	53	19	8.0	2	1	10	13
2012	ARI	13/12	63	50	13	6.5	0	0	6	13
2013	ARI	16/16	58	45	13	9.0	1	2	6	14
2014	ARI	14/14	58	48	10	7.0	1	0	3	16
2015	ARI	16/16	61	46	15	5.0	0	1	3	16
2016	ARI	16/16	53	34	19	8.0	2	3	6	12
2017	JAX	16/16	67	47	20	14.5	3	1	3	14
2018	JAX	16/16	72	53	19	10.5	1	1	1	20
2019	JAX	5/5	21	12	9	3.0	0	0	0	4
NFL totals: 11 yrs.		175/157	652	484	166	84.5	12	10	46	145

Single Game Career Highs

Tackles:

11 (two times; last 10/4/15 vs. STL)

Sacks:

4.0 (9/10/17 at HOU)

Forced fumbles:

1 (twelve times; last: 12/23/18 at MIA)

Fumble recoveries:

1 (ten times; last: 12/23/18 at MIA)

Interceptions:

1 (three times; last: 10/6/16 at S.F.)

Additional Statistics: Three career interceptions

POSTSEASON CAREER STATISTICS

YEAR	TEAM	GP/GS	TKL	SOLO	ASST	SACKS	FF	FR	PD	TFL
2008	ARI	4/0	4	3	1	0.0	0	0	1	0
2009	ARI	2/1	5	5	0	0.0	0	0	0	0
2014	ARI	1/1	4	0	4	0.0	0	0	0	0
2015	ARI	2/2	5	1	4	0.0	0	0	1	0
2017	JAX	3/3	11	7	4	0.0	0	0	0	0
NFL totals: 11 yrs.		12/7	29	16	13	0.0	0	0	2	0

2019 GAME-BY-GAME STATISTICS

DATE	OPP	TKL	SOLO	ASST	SACKS	FF	FR	PD	TFL
09/08	vs. Kansas City	3	3	0	0.0	0	0	0	0
09/15	at Houston	4	2	2	0.0	0	0	0	0
09/19	vs. Tennessee	6	6	0	3.0	0	0	0	4
09/29	at Denver	3	0	3	0.0	0	0	0	0
10/06	at Carolina	5	1	4	0.0	0	0	0	0
10/13	vs. New Orleans								
10/20	at Cincinnati								
10/27	vs. N.Y. Jets								
11/03	vs. Houston								
	BYE WEEK								
11/17	at Indianapolis								
11/24	at Tennessee								
12/01	vs. Tampa Bay								
12/08	vs. L.A. Chargers								
12/15	at Oakland								
12/22	at Atlanta								
12/29	vs. Indianapolis								
2019 totals:		21	12	9	3.0	0	0	0	4



60



A.J. CANN

OFFENSIVE LINEMAN

6-3 | 315 LBS | 10-3-1991

SOUTH CAROLINA

BAMBERG, SOUTH CAROLINA

ACQ: THIRD ROUND OF 2015 DRAFT (67TH)

EXP: 5TH YEAR



TRANSACTIONS

Originally drafted by Jacksonville in the third round (67th overall) of the 2015 Draft ... Re-signed by the Jacksonville on 3/3/19

PRO (GAMES PLAYED/STARTED - 66/64, 3/3)

- Fifth-year OL has started 64 of 66 career games
- Highest-drafted player by the Jaguars from South Carolina in franchise history

2019 (w/ JAX - 5/5)

- **9/8 vs. K.C.:** Started at RG
- **9/15 at HOU:** Started at RG
- **9/19 vs. TEN:** Started at RG
- **9/29 at DEN:** Started at RG, aiding in RB **Leonard Fournette's** career-high 225 yards rushing and an offensive average of 7.1 yards per carry for 269 total net rushing yards, the second-most in a single game in franchise history
- **10/6 at CAR:** Started at RG helping RB **Leonard Fournette** eclipse the 100-yard mark in back-to-back games for the first time since his rookie season in 2017

2018 (w/ JAX - 15/15)

Started all 15 games in which he appeared at RG

2017 (w/ JAX - 15/15, 3/3)

- Started 15 games in the regular season and all three postseason contests at RG
- Part of an offensive line that helped the team lead the league in rushing (141.1 yards per game) for the first time in franchise history and allowed a franchise-low 24 sacks

2016 (w/ JAX - 16/16)

Did not miss a snap and was part of a unit that surrendered 34 sacks, its fewest since 2007

2015 (w/ JAX - 15/13)

Rookie offensive lineman started 13 games at RG

COLLEGE (AT SOUTH CAROLINA, 2010-15)

- Four-year starter, starting 51 games, the second-most in school history
- Three-time member of the SEC Fall Academic Honor Roll
- In 2014, named first-team All-America by Sporting News, ESPN.com and CBSSportsline.com
- In 2013, was voted a permanent team captain as a junior

PERSONAL

- Played on both sides of the ball for Head Coach **Kevin Crosby** at Bamberg-Ehrhardt (S.C.) High School
- Given name is Aaron
- Has a tattoo on the inside of his right forearm to honor his mother, Catherine, who passed in 2007 from throat cancer
- He and his fiancée, Kendal, have one daughter, Kennie Amelia
- Twitter handle is @AJCann60

17



DJ CHARK JR.

WIDE RECEIVER

6-4 | 198 LBS | 9-23-1996

LOUISIANA STATE

ALEXANDRIA, LOUISIANA

ACQ: SECOND ROUND OF 2018 DRAFT (61ST)

EXP: 2ND YEAR



TRANSACTIONS

Originally drafted by Jacksonville in the second round (61st overall) of the 2018 NFL Draft

PRO (GAMES PLAYED/STARTED - 16/4)

- Has appeared in 16 career games, hauling in 41 receptions for 659 yards and five TDs
- Has now caught five TD passes this season, tied for the second-most through the team's first five games in franchise history
- In 2019, Chark has caught 27 passes for 485 yards (18.0 avg.) and five TDs and leads the AFC in receiving yards, receiving TDs and yards-per-catch (min. 20 receptions).

2019 (w/ JAX - 5/4)

Has the most catches of 30-plus yards (seven) in the NFL

- 9/8 vs. K.C.:** Made his first career start at WR, hauling in four receptions for a then career-best 146 yards (36.5 avg.), including a long of 69 and a 35-yard TD from QB Nick Foles ... His 36.5 receiving avg. was the highest in franchise single game history
- 9/15 at HOU:** Started at WR and was targeted a team-high nine times, recording seven receptions for 55 yards and one TD
- 9/19 vs. TEN:** Started at WR, catching four passes for 76 yards (19.0 avg.) and one TD ... Became the youngest player in franchise history (22 years old) to post more than 250 receiving yards through Week 3 of the season ... Additionally, became the second player in franchise history - and the first since WR Jimmy Smith in 2008 - to catch a TD pass in each of the first three games of the season
- 9/29 at DEN:** Hauled in four passes for 44 yards (11.0 avg.)
- 10/6 at CAR:** Started at WR, earning career-bests in receptions (eight), yards (164) and TDs (two) ... Joined former WR Jimmy Smith (Sept. 10, 2000) as the only players to register at least 160 receiving yards and two-plus receiving TDs in a single game ... Also joins Smith (536 receiving yards and six TD receptions in 2000) as the only players in franchise history to post at least 485 receiving yards and five receiving TDs through the team's first five games of a season.

2018 (w/ JAX - 11/0)

Emerged as a contributor on special teams totaling five special teams tackles and averaging 35.4 yards per kickoff return ... Caught 14 passes for 174 yards (12.4 avg.)

- 10/7 at K.C.:** Caught passes of 30 and 38 yards, becoming the eighth rookie in franchise history to record multiple 30-yard catches in a single game
- 10/28 vs. PHI:** Caught four passes for 41 yards, including a long reception of 19 yards ... Served as the primary kick returner, returning one kickoff for 29 yards
- 11/11 at IND:** Saw action at WR and returned three kickoffs for 108 yards (36.0 avg.), including a long return of 47 yards ... Added one special teams tackle

COLLEGE (AT LOUISIANA STATE, 2015-17)

- Appeared in 36 games with 15 starts
- Career totals include 66 receptions for 1,351 yards (20.5 rec. avg.) and six TDs with a long reception of 80 yards (TD)
- 2018 Co-MVP of Senior Bowl
- Named a permanent team captain in his senior season as he led the SEC in punt returns for TDs (2) and was second in the league in punt return average (10.8) while also leading the Tigers in receptions (40), receiving yards (874) and tied for the team lead in receiving TDs (3)
- Scored a TD three different ways in 2017, becoming only the seventh player in school history to accomplish the feat

PERSONAL

- Son of Shirley and Darrell Chark Sr.
- Attended Alexandria (La.) High School where he hauled in 48 receptions for 554 yards and three TDs as a senior on the way to earning Louisiana Class 5A All-State Honorable Mention
- Rushed for 495 yards and five touchdowns and caught 20 passes for 554 yards and six TDs as a junior and was named Honorable Mention All-State for Class 5A as a junior
- Never missed a day of school in 13 years in the Alexandria School System, finished high school with a 3.9 GPA and claimed all three major senior individual

honors: Prom King, Mr. ASH and Most Outstanding Athlete

• Learned to swim leading up to the 2018 season at the Winston Family YMCA in Jacksonville

REGULAR SEASON RECEIVING STATISTICS

YEAR	TEAM	GP/GS	REC	YDS	AVG.	LG	TD
2018	JAX	11/0	14	174	12.4	38	0
2019	JAX	5/4	27	485	18.0	69	5
NFL totals: 2 yrs.		16/4	41	659	16.1	69	5

Single Game Career Highs

Receptions:

8 (10/6/19 at CAR)

Receiving yards:

164 (10/6/19 at CAR)

Longest reception:

69t (9/8/19 vs. K.C.)

Touchdowns:


2 (10/6/19 at CAR)

2019 GAME-BY-GAME STATISTICS

DATE	OPP	REC	YDS	AVG.	LG	TD
09/08	vs. Kansas City	4	146	36.5	69	1
09/15	at Houston	7	55	7.9	14	1
09/19	vs. Tennessee	4	76	19.0	37	1
09/29	at Denver	4	44	11.0	24	0
10/06	at Carolina	8	164	20.5	37t	2
10/13	vs. New Orleans					
10/20	at Cincinnati					
10/27	vs. N.Y. Jets					
11/03	vs. Houston					
	BYE WEEK					
11/17	at Indianapolis					
11/24	at Tennessee					
12/01	vs. Tampa Bay					
12/08	vs. L.A. Chargers					
12/15	at Oakland					
12/22	at Atlanta					
12/29	vs. Indianapolis					
2019 totals:		27	485	18.0	69	5



84



KEELAN COLE

WIDE RECEIVER
6-1 | 194 LBS | 4-20-1993
KENTUCKY WESLEYAN
LOUISVILLE, KENTUCKY
ACQ: ROOKIE FREE AGENT 2017
EXP: 3RD YEAR



TRANSACTIONS

Originally signed by Jacksonville as an undrafted rookie on 5/10/17

PRO (GAMES PLAYED/STARTED - 37/17, 3/0)

- Third-year WR emerged during 2017 training camp and impressed during his rookie season, recording 42 receptions for 748 yards and three TDs
- His career average of 15.5 yards per catch prior to the 2019 season was the highest in franchise history among players with at least 70 catches

2019 (w/ JAX - 5/0)

- **9/8 vs. K.C.:** Saw action at WR
- **9/15 at HOU:** Saw action at WR
- **9/19 vs. TEN:** Saw action at WR
- **9/29 at DEN:** Hauled in one reception for 19 yards on a key third-down play
- **10/6 at CAR:** Saw action at WR

2018 (w/ JAX - 16/11)

- Appeared in all 16 games and recorded 38 receptions for 491 yards and one TD
- **9/9 at NYG:** Started at WR and recorded three receptions for a team-high 54 yards, including a long reception of 31 yards
 - **9/16 vs. N.E.:** Started at WR and recorded team highs in receptions (seven) and receiving yards (116), including a 24-yard TD reception ... Caught a TD in his fourth consecutive home game, a franchise record for consecutive home games with a receiving TD
 - **10/7 at K.C.:** Started at WR and caught four passes for 70 yards (17.5 rec. avg.)

2017 (w/ JAX - 16/6, 3/0)

- Cole's 748 receiving yards were the most by an undrafted rookie in franchise history, surpassing WR **Allen Hurns'** 677 receiving yards in 2014 and second most by a rookie in team history (trailing WR **Justin Blackmon's** 865 yards in 2012) ... His 748 receiving yards were eighth-most by an undrafted rookie WR in NFL history ... Registered 186 receiving yards in Week 15 vs. Houston and 108 receiving yards in Week 16 at San Francisco, becoming the first rookie to post 100-plus receiving yards in consecutive games in franchise history ... His 748 receiving yards were the third most among rookie wide receivers (trailing PIT **JuJu Smith-Schuster** & LAR **Cooper Kupp**) ... His 17.8 yards per reception tied (WR **Cecil Shorts III**) (2012) for highest rate in a single season in franchise history
- **12/3 vs. IND:** Started at WR and recorded three receptions for 49 yards (16.3 avg.) and his first career TD
 - **12/10 vs. SEA:** Recorded three receptions and a season and team-high 99 yards receiving, including a 75-yard TD reception
 - **12/17 vs. HOU:** Led the team and recorded career-highs with seven receptions for 186 yards and one TD, including a game-long 73-yard reception, which set up FB **Tommy Bohannon's** TD in the third quarter ... First 100-yard receiving game of his career
 - **12/24 at S.F.:** Started at WR and recorded six receptions for a game-high 108 yards

COLLEGE (AT KENTUCKY WESLEYAN, 2013-16)

- Named to the D2football.com All-American First Team, Associated Press Little All-American First Team and the Don Hansen All-American First Team
- Led the nation in kickoffs returned for a TD (two) and ranked second in all-purpose yards (198.1 yards per game) as a senior
- Named Great Midwest Athletic Conference Offensive and Special Teams Player of the Year in 2016
- Led the NCAA in receiving yards (1,577), receiving yards per game (141.5) and receiving TDs (21) as a sophomore in 2014

PERSONAL

- Coached by **Tyrann Scroggins** at Central (Ky.) High School, where he was a four-year letterwinner and two-year starter at DB, WR and QB

REGULAR SEASON STATISTICS

YEAR	TEAM	GP/GS	RECS	YDS	AVG.	LG	TD
2017	JAX	16/6	42	748	17.8	75t	3
2018	JAX	16/11	38	491	12.9	35	1
2019	JAX	5/0	1	19	19.0	19	0
NFL totals: 3 yrs.		37/17	81	1,258	15.5	75t	4

Single Game Career Highs

Receptions:
7 (two times, last: 9/16/18 vs. N.E.)

Receiving yards:
186 (12/17 vs. HOU)

Longest reception:
75t (12/10/17 vs. SEA)

Receiving touchdowns:
1 (four times, last: 9/16/18 vs. N.E.)

POSTSEASON STATISTICS

YEAR	TEAM	GP/GS	REC	YDS	AVG.	LG	TD
2017	JAX	3/0	3	82	27.3	45	0
NFL totals: 2 yrs.		3/0	3	82	27.3	45	0

2019 GAME-BY-GAME STATISTICS

DATE	OPP	REC	YDS	AVG.	LG	TD
09/08	vs. Kansas City	0	0	0.0	0	0
09/15	at Houston	0	0	0.0	0	0
09/19	vs. Tennessee	0	0	0.0	0	0
09/29	at Denver	1	19	19.0	19	0
10/06	at Carolina	0	0	0.0	0	0
10/13	vs. New Orleans					
10/20	at Cincinnati					
10/27	vs. N.Y. Jets					
11/03	vs. Houston					
	BYE WEEK					
11/17	at Indianapolis					
11/24	at Tennessee					
12/01	vs. Tampa Bay					
12/08	vs. L.A. Chargers					
12/15	at Oakland					
12/22	at Atlanta					
12/29	vs. Indianapolis					
2019 totals:		1	19	19.0	19	0

PUNT RETURNS						
DATE	GAME	NO.	YDS	AVG.	LG	TD
09/08	vs. Kansas City	0	0	-	-	0
09/15	at Houston	0	0	-	-	0
09/19	vs. Tennessee	0	0	-	-	0
09/29	at Denver					
10/06	at Carolina					
10/13	vs. New Orleans					
10/27	vs. N.Y. Jets					
11/03	vs. Houston					
	BYE WEEK					
11/17	at Indianapolis					
11/24	at Tennessee					
12/01	vs. Tampa Bay					
12/03	vs. Indianapolis					
12/08	vs. L.A. Chargers					
12/15	at Oakland					
12/22	at Atlanta					
12/29	vs. Indianapolis					
2019 totals:		0	0	0.0	0	0

18



CHRIS CONLEY

WIDE RECEIVER
6-3 | 205 LBS | 10-25-1992
GEORGIA
DALLAS, GEORGIA
ACQ: UNRESTRICTED FREE AGENT 2019
EXP: 5TH YEAR



TRANSACTIONS

Originally drafted by Kansas City in the third round of the 2015 NFL Draft (76th overall) ... Signed by Jacksonville on 3/16/19

PRO (GAMES PLAYED/STARTED - 58/37, 5/2)

- Career totals include 118 receptions for 1,481 yards and seven TDs
- Played in the postseason in three of his four seasons in the NFL

2019 (w/ JAX - 5/3)

- **9/8 vs. K.C.:** Started at WR, recording a team-high six receptions for a career-best 97 yards (16.2 avg.) and one TD
- **9/15 at HOU:** Started at WR and caught four passes for 73 yards
- **9/19 vs. TEN:** Saw action at WR and recorded two receptions for 30 yards
- **9/29 at DEN:** Saw action at WR and caught one pass for 17 yards
- **10/6 at CAR:** Started at WR and hauled in one reception for 26 yards

2018 (w/ K.C. - 16/13, 2/1)

Played in 16 games (13 starts) and registered 32 catches for 334 yards and a career-high five TDs for the NFL's No. 3 passing offense (320.4 passing yards per game)

- **11/19 vs. LAR:** Recorded career highs in receptions (seven), receiving yards (74) and receiving TDs (two), helping Kansas City score a season-high 51 points

2017 (w/ K.C. - 5/5)

Played in five games and caught 11 passes for 175 yards prior to suffering a torn Achilles and missing the remainder of the season

- **9/17 vs. PHI:** Recorded four catches for a season-high 55 yards in a 27-20 victory

2016 (w/ K.C. - 16/11, 1/1)

Registered 44 receptions for a career-high 530 yards

- **10/2 vs. PIT:** Caught six passes for 70 yards
- **1/15/17 vs. PIT:** Caught two passes for 19 yards in the AFC Divisional round

2015 (w/ K.C. - 16/5, 2/0)

Saw action in all 16 regular season games and caught 17 passes for 199 yards as a rookie in 2015

- **10/25 vs. PIT:** Recorded six catches for 63 yards and one TD
- **1/16/16 vs. N.E.:** Recorded five catches for 33 yards in the AFC Divisional round

COLLEGE (AT GEORGIA, 2011-14)

- Appeared in 49 games (23 starts), recording 117 receptions for 1,938 yards (16.6 avg.) and 20 TDs
- Recorded five 100-yard receiving games in his college career and led the Bulldogs in receiving yards in 2013 (651 receiving yards) and 2014 (657)

PERSONAL

- Played football at North Paulding (Dallas, Ga.) High School
- Enjoys surfing in his free time
- Married his wife, Brianna, in May 2019
- Born in Adana, Turkey on an Air Force base. His father, Charles, had a career in the United States Air Force while his mother, Christina, is a high school teacher
- Enjoys science-fiction and made and starred in a 26-minute long "Star Wars" fan film "Retribution"

REGULAR SEASON STATISTICS

YEAR	TEAM	GP/GS	REC	YDS	AVG.	LG	TD
2015	K.C.	16/5	17	199	11.7	44	1
2016	K.C.	16/11	44	530	12.0	39	0
2017	K.C.	5/5	11	175	15.9	35	0
2018	K.C.	16/13	32	334	10.4	27t	5
2019	JAX	5/3	14	243	17.4	26	1
NFL totals: 5 yrs.		58/37	118	1,481	12.6	44	7

Single Game Career Highs

Receptions:
7 (11/19/18 at LAR)

Receiving yards:
97 (9/8/19 vs. K.C.)

Longest reception:
44 (10/4/15 at CIN)

Receiving touchdowns:
2 (11/19/18 at LAR)

POSTSEASON STATISTICS

YEAR	TEAM	GP/GS	RECs	YDS	AVG.	LG	TD
2015	K.C.	2/0	6	42	7.0	16	1
2016	K.C.	1/1	2	19	9.5	12	0
2018	K.C.	2/1	0	0	0.0	0	0
NFL totals: 5 yrs.		5/2	8	61	12.2	16	1

2019 GAME-BY-GAME STATISTICS

DATE	OPP	RECs	YDS	AVG.	LG	TD
09/08	vs. Kansas City	6	97	16.2	21t	1
09/15	at Houston	4	73	18.3	31	0
09/19	vs. Tennessee	2	30	15.0	15	0
09/29	at Denver	1	17	17.0	17	0
10/06	at Carolina	1	26	26.0	26	0
10/13	vs. New Orleans					
10/20	at Cincinnati					
10/27	vs. N.Y. Jets					
11/03	vs. Houston					
	BYE WEEK					
11/17	at Indianapolis					
11/24	at Tennessee					
12/01	vs. Tampa Bay					
12/08	vs. L.A. Chargers					
12/15	at Oakland					
12/22	at Atlanta					
12/29	vs. Indianapolis					
2019 totals:		14	243	17.4	26	1

NOTE THE QUOTE: ON WR CHRIS CONLEY

"Chris is a guy I have always loved and admired and we have always been good friends. Especially in my time in K.C., we just meshed real well. I'm grateful that he is here. I'm grateful that I get to play with him ... Chris is a guy that can play at the highest level. He is a guy that can get the ball a lot and make a lot of plays. He is a team guy. He loves his teammates. He can impact a room by the character and person he is and we're very fortunate to have a guy like him on this roster."

- Jaguars QB Nick Foles



9



LOGAN COOKE

PUNTER

6-5 | 230 LBS | 7-28-1995

MISSISSIPPI STATE

DARBUN, MISSISSIPPI

ACQ: SEVENTH ROUND OF 2018 DRAFT (247TH)

EXP: 2ND YEAR



TRANSACTIONS

Originally drafted by Jacksonville in the seventh round (147th overall) of the 2018 Draft

PRO (GAMES PLAYED - 21)

Second-year P who played in all 16 games as a rookie in 2018, netting an average of 41.3 yards per punt

2019 (w/ JAX - 5)

- **9/8 vs. K.C.:** Punted two times for 96 yards (48.0 gross avg.) including a long punt of 48 yards
- **9/15 at HOU:** Punted six times for 288 yards (48.0 gross avg.), tying a career-high with four punts inside the 20 and a long punt of 54 yards
- **9/19 vs. TEN:** Punted six times for 252 yards (42.0 gross avg.) with one punt inside the 20 and a long punt of 55 yards
- **9/29 at DEN:** Punted six times for 273 yards (45.5 gross avg.) with one punt inside the 20
- **10/6 at CAR:** Punted four times for 193 yards (48.3 gross avg.) with three landing inside the 20 and a season-long punt of 60 yards

2018 (w/ JAX - 16)

- Downed 37 punts inside the 20, which was a franchise record and the third-most in the NFL
- Punted 86 times, placing 43.0 percent of his punts inside the 20, the highest mark by a rookie in franchise history

COLLEGE (AT MISSISSIPPI STATE, 2014-17)

- Appeared in 45 career games serving as the primary punter his last three years and the primary kickoff specialist as a senior and freshman
- Averaged 41.7 yards per punt during his career, which ranked seventh in school history
- 35 of his 150 punts were more than 50 yards and 60 were pinned inside the 20

PERSONAL

- Son of Len and Tracey
- Engaged to **Mary Menger Jones** in July 2019
- Attended Columbia (Miss.) Academy
- All-State punter tallied 24 punts for an average of 44.2 yards in his senior season, while also seeing action at WR and DB
- Avid hunter and fisherman, who also owns an outdoorsman company that specializes in turkey calls
- Involved with the Catch-A-Dream Foundation, which takes children with life-threatening illnesses on hunting and fishing adventures of a lifetime

REGULAR SEASON STATISTICS

YEAR	TEAM	GP	PUNTS	YARDS	AVG.	FC	NET AVG.	IN 20	LG	BLK
2018	JAX	16	86	3,872	45.0	18	41.3	37	72	0
2019	JAX	5	24	1,102	45.9	9	45.2	9	60	0
NFL totals: 2 yrs.		21	110	4,974	45.2	27	42.1	46	72	0

Single Game Career Highs

Punts:

9 (12/30/18 at HOU)

Punting yards:

449 (12/30/18 at HOU)

Punting Gross avg.:

52.4 (12/16/18 at WAS)

Punting net avg.:

50.2 (12/16/18 at WAS)

Punts inside the 20:

4 (four, last: 9/15/19 at HOU)

2019 GAME-BY-GAME STATISTICS

DATE	OPP	PUNTS	YARDS	GROSS		NET		IN 20	LG	BLK
				AVG.	FC	AVG.				
09/08	vs. Kansas City	2	96	48.0	1	48.0		0	48	0
09/15	at Houston	6	288	48.0	1	47.2		4	54	0
09/19	vs. Tennessee	6	252	42.0	2	42.0		1	55	0
09/29	at Denver	6	273	45.5	3	43.8		1	59	0
10/06	at Carolina	4	193	48.3	2	45.2		3	60	0
10/13	vs. New Orleans									
10/20	at Cincinnati									
10/27	vs. N.Y. Jets									
11/03	vs. Houston									
BYE WEEK										
11/17	at Indianapolis									
11/24	at Tennessee									
12/01	vs. Tampa Bay									
12/08	vs. L.A. Chargers									
12/15	at Oakland									
12/22	at Atlanta									
12/29	vs. Indianapolis									
2019 totals:		24	1,102	45.9	9	45.2		9	60	0



99



MARCELL DAREUS

DEFENSIVE TACKLE
6-3 | 331 LBS | 3-13-1990
ALABAMA
BIRMINGHAM, ALABAMA
ACQ: TRADE (BUFFALO) 2017
EXP: 9TH YEAR



TRANSACTIONS

Originally drafted by Buffalo in the first round (third overall) of the 2011 NFL draft ... Traded to Jacksonville for a 2018 sixth-round draft pick on 10/28/17

PRO (GAMES PLAYED/STARTED - 119/105, 3/1)

- Earned All-Pro honors in 2014
- Selected to the Pro Bowl in 2014 and 2015

2019 (w/ JAX - 4/4)

- **9/8 vs. K.C.:** Did not play (inactive) due to an elbow injury
- **9/15 at HOU:** Started at DT, registering three tackles (two solo)
- **9/19 vs. TEN:** Started at NT, compiling three tackles (one solo) and 0.5 sack
- **9/29 at DEN:** Started at DT
- **10/6 at CAR:** Started at DT, posting four tackles (two solo) and one TFL

2018 (w/ JAX - 15/15)

Started all 15 games in which he appeared in and recorded 32 tackles (23 solo) ... Made his 100th career start against Miami on 12/23/18

- **9/23 vs. TEN:** Started at NT and recorded six tackles (four solo)
- **9/30 vs. NYJ:** Started at NT and recorded three tackles, including a tackle on Jets RB **Isaiah Crowell** in the endzone that resulted in a safety
- **10/28 vs. PHI:** Started at NT and recorded five tackles (three solo), including a strip-sack, which led to a K **Josh Lambo** 51-yard FG

2017 (w/ JAX - 9/0)

Appeared in nine games and totaled 21 tackles (19 solo), 1.0 sack and one tackle for a loss ... Recorded 10 tackles (eight solo), four TFL and 2.0 sacks in the postseason

- **11/5 vs. CIN:** Made his Jaguars debut and recorded three solo tackles
- **11/12 vs. LAC:** Recorded four tackles (three solo)
- **12/31 at TEN:** Started at NT and recorded four solo tackles, 1.0 sack and one tackle for a loss
- **1/7 vs. BUF:** Started at NT and recorded four tackles (three solo) and one tackle for a loss
- **1/14 at PIT:** Recorded one solo tackle, his first career postseason sack and one tackle for a loss
- **1/21 at N.E.:** Recorded five tackles (four solo), two tackles for a loss and one sack

2017 (w/ BUF - 5/3)

Appeared in five games with Buffalo prior to his trade to Jacksonville and totaled eight tackles (four solo), 1.0 sack and two tackles for a loss

2016 (w/ BUF - 8/8)

Appeared in eight games with seven starts and recorded 39 tackles (24 solo), five tackles for a loss, 3.5 sacks and one pass defended

2015 (w/ BUF - 15/15)

Started all 15 games in which he appeared in and totaled 51 tackles (38 solo), nine tackles for a loss and 2.0 sacks

2014 (w/ BUF - 15/15)

Started all 15 games in which he appeared in under current Jaguars Head Coach **Doug Marrone** and totaled 49 tackles (36 solo), 12 tackles for a loss, a career-high 10.0 sacks, one pass defended and one forced fumble

2013 (w/ BUF - 16/14)

Appeared in all 16 games under current Jaguars Head Coach **Doug Marrone**, starting 14 and recorded a career high 71 tackles (46 solo), eight tackles for a loss, 7.5 sacks, three passes defended and one forced fumble

2012 (w/ BUF - 16/16)

Started in all 16 games and recorded 39 tackles (26 solo), six passes defended, five tackles for a loss, 5.5 sacks and one fumble recovery

2011 (w/ BUF - 16/15)

Appeared in all 16 games, starting 15 and totaled 43 tackles (32 solo), nine tackles for a loss, 5.5 sacks, two passes defended and one fumble recovery

COLLEGE (AT ALABAMA, 2008-10)

- Appeared in 33 career games, totaling 39 tackles (27 solo), 20 tackles for loss

and 11.0 sacks.

- Won the BCS National Championship in 2010 and was named the game's defensive MVP

PERSONAL

- Attended Huffman (Ala.) High School
- Totaled 117 tackles and 20 sacks as a senior, and also returned a fumble for a touchdown
- ASWA All-State honorable mention, listed on the Atlanta Journal-Constitution's Super Southern 100 and the Mobile Press-Register Elite 18.

REGULAR SEASON STATISTICS

YEAR	TEAM	GP/GS	TKL	SOLO	ASST	SACKS	FF	FR	PD	TFL
2011	BUF	16/15	43	32	11	5.5	0	1	2	9
2012	BUF	16/16	39	26	13	5.5	0	1	6	5
2013	BUF	16/14	71	46	25	7.5	1	0	3	8
2014	BUF	15/15	49	36	13	10.0	1	0	1	12
2015	BUF	15/15	51	38	13	2.0	0	0	0	5
2016	BUF	8/7	39	24	15	3.5	0	0	1	5
2017	BUF	5/3	8	4	4	1.0	0	0	0	2
2017	JAX	9/0	20	18	2	1.0	0	0	0	1
2018	JAX	15/15	32	23	9	1.0	1	0	1	3
2019	JAX	4/4	10	5	5	0.5	0	0	0	1
NFL totals: 9 yrs.		119/105	362	252	110	37.5	3	2	14	51

Single Game Career Highs

Tackles:

8 (two times, last: 11/12/16 vs. JAX)

Sacks:

3.0 (two times; last: 11/9/14 vs. K.C.)

Forced fumbles:

1 (three times; last: 10/28/18 vs. PHI)

Fumble recoveries:

1 (two times; last: 10/7/14 at S.F.)

POSTSEASON CAREER STATISTICS

YEAR	TEAM	GP/GS	TKL	SOLO	ASST	SACKS	FF	FR	PD	TFL
2017	JAX	3/1	10	8	2	2.0	0	0	0	4
NFL totals: 8 yrs.		3/1	10	8	2	2.0	0	0	0	4

2019 GAME-BY-GAME STATISTICS

DATE	OPP	TKL	SOLO	ASST	SACKS	FF	FR	PD	TFL
09/08	vs. Kansas City	Inactive (elbow)							
09/15	at Houston	3	2	1	0.0	0	0	0	0
09/19	vs. Tennessee	3	1	2	0.5	0	0	0	0
09/29	at Denver	0	0	0	0.0	0	0	0	0
10/06	at Carolina	4	2	2	0.0	0	0	0	1
10/13	vs. New Orleans								
10/20	at Cincinnati								
10/27	vs. N.Y. Jets								
11/03	vs. Houston								
	BYE WEEK								
11/17	at Indianapolis								
11/24	at Tennessee								
12/01	vs. Tampa Bay								
12/08	vs. L.A. Chargers								
12/15	at Oakland								
12/22	at Atlanta								
12/29	vs. Indianapolis								
2019 totals:		10	5	5	0.5	0	0	0	1

22



CODY DAVIS

SAFETY

6-2 | 203 LBS | 6-6-1989

TEXAS TECH

STEPHENVILLE, TEXAS

ACQ: UNRESTRICTED FREE AGENT 2018

EXP: 7TH YEAR



TRANSACTIONS

Originally signed by St. Louis as an undrafted rookie on 4/29/13 ... Waived on 8/31/13 ... Signed to the practice squad by St. Louis on 9/2/13 ... Promoted to the 53-man roster on 9/27/13 ... Re-signed with Los Angeles on 3/9/16 ... Signed as an unrestricted free agent by Jacksonville on 3/15/18

PRO (GAMES PLAYED/STARTED - 86/5, 1/0)

- Career totals include 41 special teams tackles, 31 defensive tackles (20 solo), seven passes defended, two INTs, one fumble recovery and
- Named the Jaguar special teams captain in 2019

2019 (w/ JAX - 5/0)

- 9/8 vs. K.C.: Saw action on special teams
- 9/15 at HOU: Saw action on special teams
- 9/19 vs. TEN: Saw action on defense and special teams
- 9/29 at DEN: Saw action on special teams, recording one special teams tackle
- 10/6 at CAR: Assisted on one special teams tackle

2018 (w/ JAX - 16/0)

Appeared in all 16 games and led the team with 10 special teams tackles

2017 (w/ LAR - 7/3)

Appeared in seven games with two starts and recorded 19 tackles (12 solo), four passes defended and one INT

- 10/8 vs. SEA: Recorded five tackles (four solo), one INT and three passes defended

2016 (w/ LAR - 15/3)

Saw action in 15 games with three starts

2015 (w/ STL - 16/0)

Saw action in all 16 games and recorded 10 special teams tackles

2014 (w/ STL - 15/0)

Saw action in 15 games and totaled two solo tackles and seven special teams tackles

2013 (w/ STL - 12/0)

Saw action in 12 games and recorded five special teams tackles

COLLEGE (AT TEXAS TECH, 2009-12)

- Finished his collegiate career ranked eighth in school history with 362 tackles
- Named a Capital One Academic All-America first-team selection and an All-Big 12 second-team member after he led the Raiders with 101 tackles during his senior year

PERSONAL

- Attended Stephenville (Texas) High School, where he started in the defensive backfield for three years



REGULAR SEASON STATISTICS

YEAR	TEAM	GP/GS	TKL	SOLO	ASST	SACKS	FF	FR	PD	INT
2013	STL	12/0	0	0	0	0.0	0	0	0	0
2014	STL	15/0	2	2	0	0.0	0	1	0	0
2015	STL	16/0	0	0	0	0.0	0	0	0	0
2016	LAR	15/3	10	6	4	0.0	0	0	3	1
2017	LAR	7/2	19	12	7	0.0	0	0	4	1
2018	JAX	16/0	0	0	0	0.0	0	0	0	0
2019	JAX	5/0	0	0	0	0.0	0	0	0	0
Career totals: 7 yrs.		86/5	31	20	11	0.0	0	1	7	2

Additional statistics: five special teams tackles in 2013; seven in 2014; 10 in 2015; four in 2016; three in 2017; 10 in 2018, two in 2019

Single Game Career Highs

Tackles:
5 (10/8/17 vs. SEA)

Passes Defended:
3 (10/8/17 vs. SEA)

POSTSEASON STATISTICS

YEAR	TEAM	GP/GS	TKL	SOLO	ASST	SACKS	FF	FR	PD	INT
2017	STL	1/0	0	0	0	0.0	0	0	0	0
Postseason totals:		1/0	0	0	0	0.0	0	0	0	0

2019 GAME-BY-GAME STATISTICS

DATE	OPP	TKL	SOLO	ASST	SACKS	FF	FR	PD	INT
09/08	vs. Kansas City	0	0	0	0.0	0	0	0	0
09/15	at Houston	0	0	0	0.0	0	0	0	0
09/19	vs. Tennessee	0	0	0	0.0	0	0	0	0
09/29	at Denver	0	0	0	0.0	0	0	0	0
10/06	at Carolina	0	0	0	0.0	0	0	0	0
10/13	vs. New Orleans								
10/20	at Cincinnati								
10/27	vs. N.Y. Jets								
11/03	vs. Houston								
BYE WEEK									
11/17	at Indianapolis								
11/24	at Tennessee								
12/01	vs. Tampa Bay								
12/08	vs. L.A. Chargers								
12/15	at Oakland								
12/22	at Atlanta								
12/29	vs. Indianapolis								
2019 totals:		0	0	0	0.0	0	0	0	0

Additional Statistics: Two special teams tackles



88



SETH DEVALVE

TIGHT END

6-3 | 245 LBS | 1-29-1993

PRINCETON

MANCHESTER, CONNECTICUT

ACQ: WAIVERS (CLEVELAND) 2019

EXP: 4TH YEAR



TRANSACTIONS

Originally drafted by Cleveland in the fourth round (138th overall) of the 2016 NFL Draft ... Released by Cleveland on 8/31/19 ... Claimed off waivers by Jacksonville on 9/1/19

PRO (GAMES PLAYED/STARTED - 46/12)

- Fourth-year TE who has played in 46 games with 12 starts
- Career totals include 48 receptions for 596 yards and four receiving TDs

2019 (w/ JAX - 5/2)

- **9/8 vs. K.C.:** Saw action on offense and special teams
- **9/15 at HOU:** Saw action on offense and special teams
- **9/19 vs. TEN:** Started at TE and saw action on special teams
- **9/29 at DEN:** Started at TE
- **10/6 at CAR:** Saw action at TE

2018 (w/ CLE - 13/4)

Played in 13 games with four starts, logging five catches for 74 yards and one TD

- **10/28 at PIT:** Caught two passes for 28 yards, including a 24-yard touchdown

2017 (w/ CLE - 16/4)

Appeared in all 16 games on the season for Cleveland, making four starts and setting career-highs in receiving yards (395) and receptions (33)

2016 (w/ CLE - 12/2)

Saw action in 12 games with two starts during his rookie campaign, posting 10 catches for 127 yards and two TDs

- **10/30 vs. NYJ:** Started first NFL game at TE, recording his first career catch
- **11/10 at BAL:** Recorded first career touchdown after hauling in a 25-yard pass from QB Cody Kessler

COLLEGE (AT PRINCETON, 2011-15)

- Played 30 career games at Princeton where he totaled 122 receptions for 1,336 yards and seven TDs
- Ended his career Ranked 10th in school history in career receptions
- Earned Princeton's Rogerson Award for Spirit and Inspiration in 2015 after playing in six games and finishing with 33 catches for 337 yards and one TD
- Redshirted in 2014 after being limited to two games due to injury
- Set career highs as a junior in 2013 with 49 receptions for 527 yards and four TDs
- Appeared in all 10 games as a sophomore in 2012, catching 20 passes for 219 yards and one TD

PERSONAL

- Attended Manchester (Conn.) High School
- All-state and two-time all-conference honoree as a QB, earning all-state recognition as a senior
- Threw for 4,650 career yards and 37 TDs while adding 2,000 rushing yards and 24 TDs on offense and nine INTs on defense
- Highest drafted Princeton football player in the modern-draft era
- Last name is pronounced duh-VALVE
- Enjoys playing music in his spare time, including the guitar, bass and drums
- Married to his wife, Erica

REGULAR SEASON CAREER STATISTICS

YEAR	TEAM	GP/GS	REC	YDS	AVG	LG	TD
2016	CLE	12/2	10	127	12.7	25t	2
2017	CLE	16/4	33	395	12.0	49	1
2018	CLE	13/4	5	74	14.8	26	1
2019	JAX	5/2	0	0	0.0	0	0
NFL totals: 4 yrs.		46/12	48	199	8.3	49	4

2019 GAME-BY-GAME STATISTICS

DATE	OPP	REC	YDS	AVG.	LG	TD
09/08	vs. Kansas City	0	0	-	-	0
09/15	at Houston	0	0	-	-	0
09/19	vs. Tennessee	0	0	-	-	0
09/29	at Denver	0	0	-	-	0
10/06	at Carolina	0	0	-	-	0
10/13	vs. New Orleans					
10/20	at Cincinnati					
10/27	vs. N.Y. Jets					
11/03	vs. Houston					
	BYE WEEK					
11/17	at Indianapolis					
11/24	at Tennessee					
12/01	vs. Tampa Bay					
12/08	vs. L.A. Chargers					
12/15	at Oakland					
12/22	at Atlanta					
12/29	vs. Indianapolis					
2019 totals:		0	0	-	-	0



1



JOSHUA DOBBS

QUARTERBACK

6-3 | 216 LBS | 1-26-1995

TENNESSEE

ALPHARETTA, GEORGIA

ACQ: TRADE (PITTSBURGH) 2019

EXP: 3RD YEAR



TRANSACTIONS

Originally drafted by Pittsburgh in the fourth round (135th overall) of the 2017 NFL Draft ... Traded to Jacksonville on 9/9/19

PRO (GAMES PLAYED/STARTED - 5/0)

- Third-year QB who was traded to Jacksonville from Pittsburgh following Week 1 of the 2019 NFL season
- Has appeared in five games for Pittsburgh, completing 6 of 12 passes (50.0 pct.) for 43 yards and one INT

2019 (w/ JAX - 0/0)

Spent the preseason with Pittsburgh before being traded to Jacksonville following Week 1

- **9/8 at N.E.:** Was inactive for PIT's Week 1 game
- **9/15 at HOU:** Active, but did not play
- **9/19 vs. TEN:** Active, but did not play
- **9/29 at DEN:** Active, but did not play
- **10/6 at CAR:** Active, but did not play

2018 (w/ PIT - 5/0)

- Saw action in five games during the regular season
- Completed 6 of 12 passes for 43 yards and one INT while also adding 11 rushing yards on four attempts

- **11/4 at BAL:** Entered the game for one play and completed a 22-yard pass for a first down, marking the first pass attempt of his NFL career
- **12/9 at OAK:** Entered the game to start the second half and completed 4 of 9 passes for 24 yards with an INT

2017 (w/ PIT - 0/0)

- Spent the year backing up QB Ben Roethlisberger
- Active for one game but did not play during the regular season

COLLEGE (AT TENNESSEE, 2013-16)

- Started 35 of 37 games played at Tennessee, finishing his career with a 23-12 record (3-0 in bowl games) as a starting QB
- Set school records for career rushing yards by a QB (2,160), career rushing TDs by a QB (32), single season rushing yards by a QB (831 in 2016) and single season rushing TDs by a QB (12 in 2016)
- Ranked fifth in Tennessee history in career passing yards (7,138) and his 9,360 yards of total offense (7,138 passing, 2,160 rushing and 62 receiving) ranked third in school annals
- One of three QBs in SEC history to record 15 passing TDs and 10 rushing scores in multiple seasons
- Named second-team All-SEC and earned SEC Offensive Player of the Year honors by Athlon Sports in 2016
- Named TaxSlayer Bowl MVP in 2015

PERSONAL

- Attended Alpharetta (Ga.) High School where he earned first team All-County, first team All-Region, second team All-Area, first team All-Conference, Alpharetta High School Offensive MVP, and AHS Scholar Athlete honors in his senior and junior seasons
- Also participated in baseball, earning first team All-Region honors
- The son of Stephanie and Robert Dobbs

REGULAR SEASON PASSING STATISTICS

YEAR	TEAM	P/S	COMP	ATT	PCT	YDS	AVG	TD	INT	SK	RTG
2017	PIT	0/0	0	0	0.0	0	0.0	0	0	0	0.0
2018	PIT	5/0	6	12	50.0	43	3.6	0	1	5	24.0
2019	PIT/JAX	0/0	0	0	0.0	0	0.0	0	0	0	0.0
NFL totals: 3 yrs.		5/0	6	12	50.0	43	3.6	0	1	5	24.0

Single Game Career Highs

Passing completions:
4 (12/9/18 at OAK)

Passing attempts:
9 (12/9/18 at OAK)

Passing yards:
24 (12/9/18 at OAK)

Passer rating:
118.8 (11/4/18 at BAL)

REGULAR SEASON RUSHING STATISTICS

YEAR	TEAM	ATT	YDS	AVG	TD
2017	PIT	0	0	0.0	0
2018	PIT	4	11	2.8	0
2019	PIT/JAX	0	0	0.0	0
NFL totals: 3 yrs.		4	1,775	2.8	0

Single Game Career Highs

Rushing attempts:
2 (12/9/18 at OAK)

Rushing yards:
15 (12/9/18 at OAK)


Rushing long: 10 (12/9/18 at OAK)

2019 GAME-BY-GAME PASSING STATISTICS

DATE	OPP	P/S	COMP	ATT	PCT	YDS	AVG	TD	INT	SK	RTG
9/08	vs. KC					Not on team (PIT)					
9/15	at HOU					DNP					
9/19	vs. TEN					DNP					
9/29	at DEN					DNP					
10/06	at CAR					DNP					
10/13	vs. N.O.										
10/20	at CIN										
10/27	vs. NYJ										
11/03	vs. HOU										
	BYE WEEK										
11/17	at IND										
11/24	at TEN										
12/01	vs. T.B.										
12/08	vs. LAC										
12/15	at OAK										
12/22	at ATL										
12/29	vs. IND										
2019 totals:		0/0	0	0	0.0	0	0.0	0	0	0	0.0



24



TYLER ERVIN

RUNNING BACK
5-10 | 185 LBS | 10-7-1993
SAN JOSE STATE
SAN BERNARDINO, CALIFORNIA
ACQ: WAIVERS (BALTIMORE) 2019
EXP: 4TH YEAR



TRANSACTIONS

Originally drafted by Houston in the fourth round (119th overall) of the 2016 NFL Draft... Released by Houston on 11/8/18... Signed by Baltimore to the practice squad on 11/14/18... Waived by Baltimore on 8/30/19... Claimed off waivers by Jacksonville on 9/1/19

PRO (GAMES PLAYED/STARTED - 29/0, 2/0)

- Fourth-year RB has served as a returner on special teams throughout his career, amassing 502 punt return yards on 58 returns and 667 kickoff return yards on 32 returns
- Career totals also include 14 receptions for 91 yards and 15 rushing yards on five attempts

2019 (w/ JAX - 4/0)

- **9/8 vs. K.C.:** Returned two kickoffs for 38 yards (19.0 avg.) with a long of 21
- **9/15 at HOU:** Returned one kickoff for 20 yards and two punts for 6 yards
- **9/19 vs. TEN:** Saw action on offense and on special teams
- **9/29 at DEN:** Saw action on special teams
- **10/6 at CAR:** Inactive

2018 (w/ BAL - ps)

Spent the second half of the season on Baltimore's practice squad after signing with the Ravens on 11/14

2018 (w/ HOU - 9/0)

Saw action in nine games primarily on special teams, returning 10 kickoffs for 253 yards (25.3 avg.) and 21 punts for 175 yards (8.3 avg.)

- **9/9 vs. N.E.:** Set team records for most kickoff return yards (156) and highest kickoff return avg. (31.2) in a season opener among players with multiple returns
- **9/23 vs. NYG:** Recorded 45 yards on three punt returns (15.0 avg.) and returned two kickoffs for 41 yards (20.5 avg.)

2017 (w/ HOU - 4/0)

Compiled 12 rushing yards on four carries and caught eight passes for 38 yards before being placed on IR (knee) on 10/4

2016 (w/ HOU - 12/0, 2/0)

Appeared in 12 games during in his rookie campaign, finishing eighth in the NFL and third in the AFC in punt return average (9.7), posting 27 punt returns for 261 yards

- **11/13 vs. JAX:** Logged a career-long 57-yard punt return to the Jaguars 7-yard line in the third quarter
- **9/11 vs. CHI:** Made his NFL debut as the primary punt and kick returner in the season opener

COLLEGE (AT SAN JOSE STATE, 2011-15)

- Graduated as San Jose State's career record-holder for all-purpose yardage (6,146), kickoff return yardage (2,374), kickoff returns (101), kickoff returns for a TD (3), combined punt/kickoffs returned for TDs (5), TDs of 80-plus yards (6) and TDs of 70-plus yards (8)
- Played running back, slot receiver, return specialist and cornerback for the Spartans

PERSONAL

- Attended Colton (Calif.) High School where he rushed for 2,848 yards and scored 26 TDs in two seasons
- Was a two-time first-team All-Purpose team selection, also earning All-C.I.F. (California Interscholastic Federation) honors at the running back position

REGULAR SEASON STATISTICS


YEAR	TEAM	GP/GS	RUSHING					RECEIVING				
			NO	YDS	AVG	LG	TD	NO	YDS	AVG	LG	TD
2016	HOU	12/0	1	3	3.0	3	0	3	18	6.0	9	0
2017	HOU	4/0	4	12	3.0	6	0	8	38	4.8	7	0
2018	HOU/BAL	9/0	0	80	0.0	0	0	3	35	11.7	19	0
2019	JAX	4/0	0	0	0.0	0	0	0	0	0.0	0	0
NFL totals: 4 yrs. 29/0			5	113	3.0	6	0	14	91	6.5	19	0

2019 GAME-BY-GAME STATISTICS

DATE	OPP	RUSHING					RECEIVING				
		NO	YDS	AVG	LG	TD	NO	YDS	AVG	LG	TD
09/08	vs. Kansas City	0	0	0.0	0	0	0	0	0.0	0	0
09/15	at Houston	0	0	0.0	0	0	0	0	0.0	0	0
09/19	vs. Tennessee	0	0	0.0	0	0	0	0	0.0	0	0
09/29	at Denver	0	0	0.0	0	0	0	0	0.0	0	0
10/06	at Carolina	Inactive									
10/13	vs. New Orleans										
10/20	at Cincinnati										
10/27	vs. N.Y. Jets										
11/03	vs. Houston										
BYE WEEK											
11/17	at Indianapolis										
11/24	at Tennessee										
12/01	vs. Tampa Bay										
12/08	vs. L.A. Chargers										
12/15	at Oakland										
12/22	at Atlanta										
12/29	vs. Indianapolis										
2019 totals:		0	0	0.0	0	0	0	0	0.0	0	0

		KICK RETURNS				
DATE	GAME	NO.	YDS	AVG.	LG	TD
09/08	vs. Kansas City	2	38	19.0	21	0
09/15	at Houston	1	20	20.0	20	0
09/19	vs. Tennessee	0	0	0.0	0	0
09/29	at Denver	0	0	0.0	0	0
10/06	at Carolina	Inactive				
10/13	vs. New Orleans					
10/27	vs. N.Y. Jets					
11/03	vs. Houston					
BYE WEEK						
11/17	at Indianapolis					
11/24	at Tennessee					
12/01	vs. Tampa Bay					
12/03	vs. Indianapolis					
12/08	vs. L.A. Chargers					
12/15	at Oakland					
12/22	at Atlanta					
12/29	vs. Indianapolis					
2019 totals:		3	58	19.5	21	0

		PUNT RETURNS				
DATE	GAME	NO.	YDS	AVG.	LG	TD
09/08	vs. Kansas City	0	0	0.0	0	0
09/15	at Houston	2	6	3.0	0	0
09/19	vs. Tennessee	0	0	0.0	0	0
09/29	at Denver	0	0	0.0	0	0
10/06	at Carolina	Inactive				
10/13	vs. New Orleans					
10/27	vs. N.Y. Jets					
11/03	vs. Houston					
BYE WEEK						
11/17	at Indianapolis					
11/24	at Tennessee					
12/01	vs. Tampa Bay					
12/03	vs. Indianapolis					
12/08	vs. L.A. Chargers					
12/15	at Oakland					
12/22	at Atlanta					
12/29	vs. Indianapolis					
2019 totals:		2	6	3.0	0	0



LEONARD FOURNETTE

RUNNING BACK
6-0 | 228 LBS | 1-18-1995
LOUISIANA STATE
NEW ORLEANS, LOUISIANA
ACQ: FIRST ROUND OF 2017 DRAFT (4TH)
EXP: 3RD YEAR



TRANSACTIONS

Drafted by Jacksonville in the first round (fourth overall) in the 2017 draft

PRO (GAMES PLAYED/STARTED - 26/26, 3/3)

- Career totals include 496 carries for 1,991 yards, 15 TDs and 78 receptions for 630 yards and two TDs
- Has totaled at least 100 scrimmage yards in 12 games, the most through 26 career games in franchise history.
- Has totaled at least 85 scrimmage yards in five consecutive games, the longest active streak in the NFL

2019 (w/ JAX - 5/5)

Leads the AFC in rushing with 512 rushing yards on 95 carries (5.4 rushing avg.) entering Week 6

- **9/8 vs. K.C.:** Started at RB, carrying the ball 13 times for a team-leading 66 yards (5.1 avg.) with a long of 14 while recording four receptions for 28 yards
- **9/15 at HOU:** Started at RB, rushing for 47 yards on 15 attempts (3.1 avg.) and hauling in four passes for 40 yards (10.0 avg.)
- **9/19 vs. TEN:** Started at RB, carrying the ball 15 times for 66 yards (4.4 avg.) with a long rush of 69 yards, the third-longest this season, while recording a team-high six receptions for 26 yards (4.3 avg.)
- **9/29 at DEN:** Started at RB, finishing the game with a career-high 225 rushing yards on 29 attempts (7.8 avg.), while also grabbing two receptions for 20 yards ... His 225 rushing yards were the second-most in franchise history (**Fred Taylor**, 234 on Nov. 19, 2000 at PIT) ... His 245 scrimmage yards were the third-most in a single game in franchise history ... Through Week 4, he was the only player to rush for at least 200 yards in a game this season
- **10/6 at CAR:** Rushed 23 times for 108 yards (4.7 avg.) and one TD, also caught four passes for 29 yards ... Posted consecutive games with 100-plus rushing yards for the first time since his rookie season in 2017

2018 (w/ JAX - 8/8)

Selected as an offensive captain by his teammates for the 2018 season ... Appeared in eight games and rushed 133 times for 439 yards and five TDs ... Caught 22 passes for 185 yards and one TD

- **9/9 at NYG:** Started at RB and rushed for 41 yards on nine carries and added three receptions for 14 yards ... Left the game in the second quarter with a hamstring injury and did not return
- **11/11 at IND:** Started at RB and rushed for 53 yards and one TD on 24 carries and tied for the team lead in receptions with five for 56 yards and one TD ... Totaled 109 scrimmage yards and two TDs on 29 touches in his return from injury
- **11/18 vs. PIT:** Started at RB and rushed for 95 yards and one TD on 28 carries and caught two passes for a team-high 46 yards, totaling 141 scrimmage yards
- **11/25 at BUF:** Started at RB and rushed for 95 yards and two TDs on 18 carries and caught three passes for 13 yards, totaling 108 scrimmage yards before being disqualified in the third quarter ... Posted 10 games with at least 100 scrimmage yards, which are the most through 18 career games in franchise history
- **12/23 at MIA:** Started at RB and rushed for 43 yards and one TD on 18 carries and caught three passes for 28 yards

2017 (w/ JAX - 14/14, 3/3)

First player in franchise history to score a scrimmage TD in each of his first six career games ... Joined New England's RB **Robert Edwards** (1998) as the only rookies in NFL history to score a TD in each of their team's first six games of the season ... Joined **Fred Taylor** (1,223) as the only rookies to record 1,000 yards rushing in franchise history ... His 1,040 rushing yards were second-most by a rookie in franchise history, and his 268 rushing attempts were a franchise record ... His seven games with 100-plus scrimmage yards are tied for the most in a season by a Jaguars rookie (RB **Fred Taylor** - seven in 1998) ... His nine rushing TDs were the third most in a season by a Jaguars rookie (RB **Fred Taylor** - 14 in 1998 and RB **Maurice Jones-Drew** - 12 in 2006) ... Rushed for four TDs in the postseason, the most in franchise history

- **9/10 at HOU:** Started at RB and made his NFL debut ... Rushed 26 times for 100 yards and one TD and tied for the team lead with three receptions for 24 yards ... Became the first player in Jaguars history to rush for at least 100 yards in his debut ... Became the eighth player in NFL history to register at least 100 rushing yards, one-plus rushing TD and three-plus receptions in their NFL debut
- **9/17 vs. TEN:** Rushed 14 times for 40 yards and one TD, while adding two receptions for 21 yards

- **10/1 at NYJ:** Totaled 145 yards from scrimmage with a team-high 86 yards rushing on 24 carries and led the team with 59 yards receiving on four receptions, including his first career TD reception
- **10/8 at PIT:** Rushed 28 times for 181 yards and two TDs, including a long TD run of 90 yards, which is the longest regular-season rush in franchise history
- **10/15 vs LAR:** Rushed 21 times for 130 yards with one TD, including a long TD run of 75 yards ... Also recorded two receptions for eight yards
- **11/19 at CLE:** Rushed 28 times for 111 yards and caught two receptions for 7 yards ... Joins RB **Fred Taylor** as the only rookies in franchise history to rush for at least 100 yards in four or more games during their rookie season
- **12/10 vs. SEA:** Rushed 24 times for 101 yards, one TD and caught four passes for 18 yards
- **12/24 at S.F.:** Rushed 18 times for 48 yards with one TD and caught three passes for 22 yards
- **1/14 at PIT:** Rushed 25 times for 109 yards and three TDs and recorded two receptions for 10 yards ... Became the third rookie in the Super Bowl era to have a 100-yard rushing game against the same team in both the regular season and postseason ... Became the third rookie in NFL history to post three rushing TDs in a single postseason game and set the franchise record for the most TDs in a single postseason game ... Became just the fifth rookie in the last 10 seasons to rush for at least 100 yards (109) in a postseason game and the first rookie to do so in Jaguars history

COLLEGE (AT LSU, 2014-16)

- Set or tied 23 school records during his career (eight single-season, five single-game, seven bowl and three career)
- Finished career ranked fourth in LSU history with 3,830 rushing yards in only 32 games
- Ranks second in school history in all-purpose yards per game (155.7), third in overall TDs (42), fourth in rushing TDs (40) and all-purpose yards (4,981) and seventh in scoring (252)
- Holds LSU career records for yards per play (6.2), rushing yards per game (119.7), 200-yard rushing games (five) and consecutive 100-yard rushing games (nine)
- Fastest player in LSU history to reach 2,000 and 3,000 yards
- Only player in school history to rush for 1,000 yards in each of his first two seasons

PERSONAL

- Brother, Lanard, is a member of the LSU football team
- Has a daughter, Lyric, and one son, Leonard IV
- A four-year starting running back at St. Augustine (La.) High School
- Listed as the No. 1 overall prospect by ESPN.com and Scout.com
- Selected to the Parade All-America first team
- Awarded the 2013 and 2014 Louisiana Gatorade Player of the Year awards, the first player in the state to win it twice
- Finished his high school career with 7,619 rushing yards and 88 rushing TDs

REGULAR SEASON STATISTICS

YEAR	TEAM	RUSHING							RECEIVING			
		GP/GS	NO	YDS	AVG	LG	TD		NO	YDS	AVG	LG
2017	JAX	13/13	268	1,040	3.9	90t	9	36	302	8.4	28	1
2018	JAX	8/8	133	439	3.3	25	5	22	185	8.4	31	1
2019	JAX	5/5	95	512	5.4	81	1	20	143	7.1	20	0
Career totals:		26/26	496	1,991	4.0	90t	15	78	630	8.1	31	2

Single Game Career Highs

Rushing attempts:
29 (9/29/19 at DEN)

Longest rush:
90t (10/8/17 at PIT)

Receptions:
5 (11/11/18 at IND)

Rushing yards:
225 (9/29/19 at DEN)

Rushing touchdowns:
2 (two times, last: 11/25/18 at BUF)

Receiving yards:
67 (12/31/17 at TEN)

#27 LEONARD FOURNETTE



POSTSEASON STATISTICS


YEAR	TEAM	GP/GS	RUSHING					RECEIVING					
			NO	YDS	AVG	LG	TD	NO	YDS	AVG	LG	TD	
2017	JAX	3/3	70	242	3.5	18t	4	7	44	6.3	12	0	
Career totals:			3/3	70	242	3.5	18t	4	7	44	6.3	12	0

2019 GAME-BY-GAME STATISTICS

DATE	OPP	NO	RUSHING					NO	RECEIVING				
			YDS	AVG	LG	TD			YDS	AVG	LG	TD	
09/08	vs. Kansas City	13	66	5.1	14	0		4	28	4.0	12	0	
09/15	at Houston	15	47	3.1	14	0		4	40	10.0	20	0	
09/19	vs. Tennessee	15	66	4.4	69	0		6	26	4.3	9	0	
09/29	at Denver	29	225	7.8	81	0		2	20	10.0	10	0	
10/06	at Carolina	23	108	4.7	48	1		4	29	7.3	14	0	
10/13	vs. New Orleans												
10/20	at Cincinnati												
10/27	vs. N.Y. Jets												
11/03	vs. Houston												
BYE WEEK													
11/17	at Indianapolis												
11/24	at Tennessee												
12/01	vs. Tampa Bay												
12/08	vs. L.A. Chargers												
12/15	at Oakland												
12/22	at Atlanta												
12/29	vs. Indianapolis												
2019 totals:			95	512	5.4	81	1	20	143	7.1	20	0	



52



NAJEE GOODE

LINEBACKER
6-0 | 244 LBS | 6-4-1989
WEST VIRGINIA
CLEVELAND, OHIO
ACQ: FREE AGENT 2019
EXP: 8TH YEAR



TRANSACTIONS

Originally drafted by Tampa Bay in the fifth round (140th overall) of the 2012 NFL draft ... Waived by Tampa Bay on 9/1/13 ... Claimed off waivers by Philadelphia on 9/2/13 ... Placed on reserve/injured by Philadelphia on 9/10/14 ... Waived by Philadelphia on 9/5/15 ... Signed by Philadelphia on 9/22/15 ... Released by Philadelphia on 9/3/16 ... Signed by Philadelphia on 9/10/16 ... Signed a contract extension with Philadelphia on 3/9/17 ... Signed by Indianapolis as an unrestricted free agent on 4/5/18 ... Signed by Jacksonville as an unrestricted free agent on 5/1/19

PRO (GAMES PLAYED/STARTED - 85/4, 6/1)

- Has totaled 48 tackles (35 solo), six passes defended, 1.0 sack, one fumble recovery and one INT in his 85-game career, as well as 31 special teams tackles
- Super Bowl LII Champion with the Eagles

2019 (w/ JAX - 5/0)

- **9/8 vs. K.C.:** Saw time at MLB after LB **Myles Jack** left the game, contributing three tackles
- **9/15 at HOU:** Saw action on special teams
- **9/19 vs. TEN:** Saw action at MLB after LB **Myles Jack** left the game, compiling three tackles (two solo) and one pass defended
- **9/29 at DEN:** Saw action on special teams, collecting one tackle
- **10/6 at CAR:** Saw action at MLB and posted two solo tackles

2018 (w/ IND - 16/0, 2/0)

Appeared in all 16 games for the third consecutive season

- **10/4 at N.E.:** Registered the first INT of his career and also posted a season-high six tackles

2017 (w/ PHI - 16/3, 3/1)

Super Bowl LII Champion ... Appeared in all 16 games for the second consecutive season ... Posted three special teams tackles during postseason run

- **12/31 vs. DAL:** Registered a season-high five tackles in the regular season finale
- **2/4 vs. N.E.:** Posted two special teams tackles in Super Bowl LII victory

2016 (w/ PHI - 16/0)

Appeared in all 16 games for the first time in his career ... Totaled nine special teams tackles

2015 (w/ PHI - 14/0)

Appeared in 14 games and totaled four special teams tackles

2014 (w/ PHI - 1/0)

Appeared in one game before being placed on the reserve/injured list on 9/10/14

2013 (w/ PHI - 14/1, 1/0)

Appeared in all 14 games and made his first career start on 11/17 vs. WAS

2012 (w/ T.B. - 3/0)

Saw action in three games during his rookie season

COLLEGE (AT WEST VIRGINIA, 2008-11)

- Appeared in 52 games at West Virginia and totaled 157 tackles (80 solo), 8.0 sacks, two INTs and two forced fumbles
- Posted a career-high 87 tackles (43 solo) after moving to MLB during the spring of 2011

PERSONAL

- Attended Benedectine (Ohio) High School and starred at QB and LB
- Named the MVP of the Cuyahoga County East-West High School All-Star Charity Game
- Son of John and **Fatimah Goode**
- Father, John, played for the St. Louis Cardinals and the Philadelphia Eagles in the NFL
- Majored in industrial engineering

REGULAR SEASON STATISTICS

YEAR	TEAM	GP/GS	TKL	SOLO	ASST	SACKS	FF	FR	PD	TFL	INT
2012	T.B.	3/0	0	0	0	0.0	0	0	0	0	0
2013	PHI	14/1	13	9	4	1.0	0	1	4	1	0
2014	PHI	1/0	0	0	0	0.0	0	0	0	0	0
2015	PHI	14/0	6	5	1	0.0	0	0	0	0	0
2016	PHI	16/0	0	0	0	0.0	0	0	0	0	0
2017	PHI	16/3	15	12	3	0.0	0	0	0	3	0
2018	IND	16/0	6	2	4	0.0	0	0	1	0	1
2019	JAX	5/0	8	7	1	0.0	0	0	1	0	0
NFL totals: 8 yrs.		85/4	48	35	13	1.0	0	1	6	4	1

Additional statistics: Special teams tackles (30); six in 2013, four in 2015, nine in 2016, six in 2017, five in 2018, one in 2019

Single Game Career Highs

Tackles:

6 (10/4/18 at N.E.)

Special Teams Tackles:

3 (12/6/15 at N.E.)

Fumble recoveries:

1 (10/27/13 vs. NYG)

POSTSEASON CAREER STATISTICS

YEAR	TEAM	GP/GS	TKL	SOLO	ASST	SACKS	FF	FR	PD	TFL	INT
2013	PHI	1/0	0	0	0	0.0	0	0	0	0	0
2017	PHI	3/1	2	1	1	0.0	0	0	0	0	0
2018	IND	2/0	0	0	0	0.0	0	0	0	0	0
NFL totals: 8 yrs.		6/1	2	1	1	0.0	0	0	0	0	0

2019 GAME-BY-GAME STATISTICS

DATE	OPP	TKL	SOLO	ASST	SACKS	FF	FR	PD	TFL
09/08	vs. Kansas City	3	3	0	0.0	0	0	0	0
09/15	at Houston	0	0	0	0.0	0	0	0	0
09/19	vs. Tennessee	3	2	1	0.0	0	0	1	0
09/29	at Denver	0	0	0	0.0	0	0	0	0
10/06	at Carolina	2	2	0	0.0	0	0	0	0
10/13	vs. New Orleans								
10/20	at Cincinnati								
10/27	vs. N.Y. Jets								
11/03	vs. Houston								
BYE WEEK									
11/17	at Indianapolis								
11/24	at Tennessee								
12/01	vs. Tampa Bay								
12/08	vs. L.A. Chargers								
12/15	at Oakland								
12/22	at Atlanta								
12/29	vs. Indianapolis								
2019 totals:		8	7	1	0.0	0	0	1	0

Additional statistics: One special teams tackle

36



RONNIE HARRISON

SAFETY

6-3 | 207 LBS | 4-18-1997

ALABAMA

TALLAHASSEE, FLORIDA

ACQ: THIRD ROUND OF 2018 DRAFT (93RD)

EXP: 2ND YEAR



TRANSACTIONS

Originally drafted by Jacksonville in the third round (93rd overall) of the 2018 NFL Draft ... Placed on injured/reserve on 12/18/18

PRO (GAMES PLAYED/STARTED - 19/13)

• Second-year safety who amassed 31 tackles (23 solo), three passes defended, 1.0 sacks, and one INT during his rookie campaign in 2018

2019 (w/ JAX - 5/5)

- **9/8 vs. K.C.:** Started at SS, posting five defensive tackles, including one TFL, and added one special teams tackle
- **9/15 at HOU:** Started at SS, recording eight tackles (four solo) and 1.0 sack
- **9/19 vs. TEN:** Started at SS and led the team with a career-high 10 tackles (four solo) and one pass defended
- **9/29 at DEN:** Started at SS, amassing five tackles (three solo), one pass defended and one INT which he returned 31 yards
- **10/6 at CAR:** Started at SS and posted six tackles (four solo)

2018 (w/ JAX - 14/8)

One of 10 rookies in the NFL to post at least 1.0 sack and one INT

- **12/2 vs. IND:** Made his first career start at SS and recorded three tackles (two solo), including his first career sack of Colts QB **Andrew Luck**
- **12/6 at TEN:** Started at SS and recorded five tackles and his first career INT on Tennessee's second possession

COLLEGE (AT ALABAMA, 2015-17)

- Career totals include 177 tackles (110 solo), 24 passes defended, seven INTs, seven tackles for a loss, 3.5 sacks, one forced fumble and two fumble recoveries
- Member of two National Championship teams (2016 & 2018)
- First-Team All-SEC honoree by the Associated Press and was named Second-Team All-SEC by the SEC coaches in 2017 after tying for the team lead with 74 tackles (43 solo), seven passes defended, 4.5 TFL and also registered three INTs and 2.5 sacks

PERSONAL

- Attended Florida State (Tallahassee, Fla.) University School
- Totaled 39 tackles with five pass breakups and two fumble recoveries on defense as a senior in 2014 and also threw for 2,076 yards with 13 touchdowns, while rushing for 1,015 yards and 16 scores
- Grew up idolizing **Sean Taylor**, who is the inspiration for his jersey number
- Served as a baby-sitter in high school for his coach, **Jarrod Hickman**



REGULAR SEASON STATISTICS

YEAR	TEAM	GP/GS	TKL	SOLO	ASST	SACKS	FF	FR	PD	INT
2018	JAX	14/8	31	23	8	1.0	0	0	3	1
2019	JAX	5/5	34	20	14	1.0	0	0	2	1
NFL totals: 2 yrs.		19/13	65	43	22	2.0	0	0	5	2

Additional statistics: Special teams tackles: One in 2019

Single Game Career Highs

Tackles:

8 (9/15/19 at HOU)

Passes Defended:

1 (five times, last: 9/29/19 vs. DEN)

Interceptions:


1 (two times; last: 9/29/19 at DEN)

Sacks:


1 (two times; last: 9/15/19 at HOU)

2019 GAME-BY-GAME STATISTICS

DATE	OPP	TKL	SOLO	ASST	SACKS	FF	FR	PD	INT
09/08	vs. Kansas City	5	5	0	0.0	0	0	0	0
09/15	at Houston	8	4	4	1.0	0	0	0	0
09/19	vs. Tennessee	10	4	6	0.0	0	0	1	0
09/29	at Denver	5	3	2	0.0	0	0	1	1
10/06	at Carolina	6	4	2	0.0	0	0	0	0
10/13	vs. New Orleans								
10/20	at Cincinnati								
10/27	vs. N.Y. Jets								
11/03	vs. Houston								
BYE WEEK									
11/17	at Indianapolis								
11/24	at Tennessee								
12/01	vs. Tampa Bay								
12/08	vs. L.A. Chargers								
12/15	at Oakland								
12/22	at Atlanta								
12/29	vs. Indianapolis								
2019 totals:		34	20	14	1.0	0	0	2	1



25



D.J. HAYDEN

CORNERBACK
5-11 | 190 LBS | 6-27-1990
HOUSTON
HOUSTON, TEXAS
ACQ: UNRESTRICTED FREE AGENT 2018
EXP: 7TH YEAR



TRANSACTIONS

Originally drafted by Oakland in the first round (12th overall) of the 2013 NFL Draft ... Signed by Detroit on 3/11/17 ... Signed as an unrestricted free agent by Jacksonville on 3/14/18

PRO (GAMES PLAYED/STARTED - 76/35)

Career totals include 279 tackles (244 solo), 43 passes defended, nine TFL, 3.5 sacks, four INTs, three forced fumbles and two fumble recoveries

2019 (w/ JAX - 5/3)

- **9/8 vs. K.C.:** Started at CB, posting four tackles
- **9/15 at HOU:** Started at CB, compiling three tackles (two solo), 1.0 sack and one pass defended
- **9/19 vs. TEN:** Started at nickel CB, collecting four solo tackles
- **9/29 at DEN:** Saw action at nickel CB, making one tackle and one pass defended
- **10/6 at CAR:** Saw action at nickel CB, posting two tackles (one solo) and two passes defended

2018 (w/ JAX - 10/6)

Recorded 45 tackles in 10 games and was part of a secondary that ranked second overall in passing defense in the NFL

- **9/9 at NYG:** Recorded four tackles (three solo) and the game-clinching pass defended on fourth down on the Giants' final offensive possession
- **9/16 vs. N.E.:** Recorded four tackles, including a tackle for a loss and 1.0 sack
- **12/2 vs. IND:** Recorded four tackles and two passes defended, including one INT on the Colts' opening offensive possession, his first INT since Week 7 in 2015 at San Diego

2017 (w/ DET - 16/1)

Appeared in 16 games with one start totaling 42 tackles (35 solo), nine passes defended, one tackle for a loss and half sack

2016 (w/ OAK - 11/2)

Saw action in 11 games with two starts and recorded 37 tackles (32 solo), six passes defended, two TFL, and one forced fumble ... Spent the final five weeks of the season on injured/reserve

- **10/2 at BAL:** Recorded six tackles (four solo) and one pass defended
- **10/30 at T.B.:** Totaled four solo tackles and two passes defended

2015 (w/ OAK - 16/13)

Played in all 16 games, starting 13 and recorded a career-high 70 tackles (64 solo), seven passes defended, 1.0 sack, one INT, and one forced fumble

- **9/20 vs. BAL:** Recorded six tackles (four solo) and two passes defended
- **10/25 at S.D.:** Tallied ten solo tackles, one INT, one pass defended and one forced fumble
- **11/8 at PIT:** Recorded a career-high 13 tackles (11 solo)

2014 (w/ OAK - 10/8)

Began the season on the physically unable to perform list (foot), but returned in Week 8 and appeared in 10 games with eight starts totaling 45 tackles (37 solo), 16 passes defended and one INT ... Had five games with two-plus passes defended

- **11/2 at SEA:** Recorded six tackles (three solo) and a career-high four passes defended
- **11/9 vs. DEN:** Recorded two solo tackles, one INT and two passes defended
- **12/28 at DEN:** Registered six tackles (five solo) and three passes defended

2013 (w/ OAK - 8/2)

Saw action in Weeks 1-9, before missing two games with a groin injury and eventually spending the last six weeks of the season on injured/reserve ... In eight games with two starts, totaled 29 tackles (23 solo), two passes defended, one INT and one forced fumble

- **9/15 vs. JAX:** Recorded six tackles (five solo) and one pass defended

COLLEGE (AT HOUSTON, 2011-12; NAVARRO COLLEGE, 2009-10)

- Played two seasons at the University of Houston after spending time at Navarro Junior College (Corsicana, Texas)
- Played in 22 games with 21 starts at Houston and recorded 127 tackles (90 solo), six INTs, one sack, 11 tackles for loss, six forced fumbles, three fumble

recoveries and 19 passes defended

- Earned First Team All-Conference USA in 2012
- Earned Second Team All-Conference USA in 2011 and also was named Conference USA Defensive Newcomer of the Year

PERSONAL

- Attended Fort Bend Elkins (Missouri City, Texas) High School

REGULAR SEASON STATISTICS

YEAR	TEAM	GP/GS	TKL	SOLO	ASST	SACKS	FF	FR	PD	INT
2013	OAK	8/2	24	22	2	0.0	1	0	2	1
2014	OAK	10/8	47	42	5	0.0	0	0	10	1
2015	OAK	16/13	70	64	6	1.0	1	0	8	1
2016	OAK	11/2	37	32	5	0.0	1	0	6	0
2017	DET	16/1	42	35	7	0.5	0	2	9	0
2018	JAX	10/6	45	38	7	1.0	0	0	4	1
2019	JAX	5/3	14	11	3	1.0	0	0	4	0
NFL totals: 7 yrs.		76/35	279	244	35	3.5	3	2	43	4

Single Game Career Highs

Tackles:

13 (11/8/15 at PIT)

Passes Defended:

4 (11/2/14 at SEA)

Interceptions:

1 (four times, last: 12/2/18 vs. IND)

Fumble recoveries:

1 (twice, last: 12/10/17 vs. T.B.)

2019 GAME-BY-GAME STATISTICS

DATE	OPP	TKL	SOLO	ASST	SACKS	FF	FR	PD	INT
09/08	vs. Kansas City	4	4	0	0.0	0	0	0	0
09/15	at Houston	3	2	1	1.0	0	0	1	0
09/19	vs. Tennessee	4	4	0	0.0	0	0	0	0
09/29	at Denver	1	0	1	0.0	0	0	1	0
10/06	at Carolina	2	1	1	0.0	0	0	2	0
10/13	vs. New Orleans								
10/20	at Cincinnati								
10/27	vs. N.Y. Jets								
11/03	vs. Houston								
	BYE WEEK								
11/17	at Indianapolis								
11/24	at Tennessee								
12/01	vs. Tampa Bay								
12/08	vs. L.A. Chargers								
12/15	at Oakland								
12/22	at Atlanta								
12/29	vs. Indianapolis								
2019 totals:		14	11	3	1.0	0	0	4	0



37



TRE HERNDON

CORNERBACK
5-11 | 185 LBS | 3-5-1996
VANDERBILT
CHATTANOOGA, TENNESSEE
ACQ: ROOKIE FREE AGENT 2018
EXP: 2ND YEAR



TRANSACTIONS

Originally signed by Jacksonville as an undrafted rookie on 4/30/18

PRO (GAMES PLAYED/STARTED - 16/3)

Second-year cornerback who appeared in 11 contests as a rookie in 2018

2019 (w/ JAX - 5/3)

- **9/8 vs. K.C.:** Saw action at CB and on special teams
- **9/15 at HOU:** Recorded his first career start at CB, registering four tackles (three solo) and one pass defended
- **9/19 vs. TEN:** Saw action on special teams
- **9/29 at DEN:** Started at LCB for **Jalen Ramsey** (back), amassing six tackles (four solo) and one pass defended
- **10/6 at CAR:** Started at LCB for **Jalen Ramsey** (back) and posted five tackles (three solo)

2018 (w/ JAX - 11/0)

Tallied seven tackles (six solo) in 11 appearances during the 2018 season

- **9/9 at NYG:** Saw action on special teams and recorded one special teams tackle in his NFL debut

COLLEGE (AT VANDERBILT, 2015-17)

- Played both outside cornerback and nickel back for the Commodores
- Appeared in 48 career games with 36 starts and totaled 126 tackles (93 solo), 25 passes defended, 2.5 tackles for a loss, 2.0 sacks and two INTs
- Started 29 consecutive games over his sophomore to senior season

PERSONAL

- Three-year starter at East Hamilton (Chattanooga, Tenn.) High School where he helped the Hurricanes to 10-3 record and 5A state playoffs in his senior year
- Named to Chattanooga Times-Free Press' "Best of Preps Team" and sportswriters' first-team All-State squad
- First football player from East Hamilton High School to sign a Southeastern Conference scholarship
- Son of Sabrina and **Willie Herndon Jr.**

REGULAR SEASON STATISTICS

YEAR	TEAM	GP/GS	TKL	SOLO	ASST	SACKS	FF	FR	PD	INT
2018	JAX	11/0	7	6	1	0.0	0	0	0	0
2019	JAX	5/3	16	10	6	0.0	0	0	2	0
NFL totals: 2 yrs.			16/3	23	16	7	0.0	0	2	0

Additional statistics: Six special teams tackles in 2018

Single Game Career Highs

Tackles:

6 (9/29/19 at DEN)

Passes Defended:


1 (two times; last: 9/29/19 at DEN)

2019 GAME-BY-GAME STATISTICS

DATE	OPP	TKL	SOLO	ASST	SACKS	FF	FR	PD	INT
09/08	vs. Kansas City	0	0	0	0.0	0	0	0	0
09/15	at Houston	5	3	2	0.0	0	0	1	0
09/19	vs. Tennessee	0	0	0	0.0	0	0	0	0
09/29	at Denver	6	4	2	0.0	0	0	1	0
10/06	at Carolina	5	3	2	0.0	0	0	0	0
10/13	vs. New Orleans								
10/20	at Cincinnati								
10/27	vs. N.Y. Jets								
11/03	vs. Houston								
	BYE WEEK								
11/17	at Indianapolis								
11/24	at Tennessee								
12/01	vs. Tampa Bay								
12/08	vs. L.A. Chargers								
12/15	at Oakland								
12/22	at Atlanta								
12/29	vs. Indianapolis								
2019 totals:		16	10	6	0.0	0	0	2	0



44



MYLES JACK

LINEBACKER
6-1 | 244 LBS | 9-3-1995
UCLA
SCOTTSDALE, ARIZONA
ACQ: SECOND ROUND OF 2016 DRAFT (36TH)
EXP: 4TH YEAR



TRANSACTIONS

Originally drafted by Jacksonville in the second round (36th overall) of the 2016 draft on choice obtained from Baltimore for Jaguars' second (38th overall)- and fifth (146th overall)-round choices ... Signed contract extension with Jacksonville on 9/2/19

PRO (GAMES PLAYED/STARTED - 53/47, 3/3)

- Made his NFL and Jaguars debut in the team's season opener in 2016
- Career totals include 245 tackles, 5.5 sacks and eight passes defended
- Has appeared in all 53 games since 2016

2019 (w/ JAX - 5/5)

- **9/8 vs. K.C.:** Started at MLB, posting two solo tackles before exiting the game in the second quarter
- **9/15 at HOU:** Started at MLB, recording seven tackles (four solo) and 0.5 sacks
- **9/19 vs. TEN:** Started at MLB, collecting two tackles and one TFL, before exiting the game with an injury
- **9/29 at DEN:** Started at MLB, posting six tackles (three solo)
- **10/6 at CAR:** Started at MLB, tallying a team-leading nine tackles (three solo), two passes defended and one TFL

2018 (w/ JAX - 16/16)

Started all 16 games for the second consecutive season and recorded his first career 100-plus tackle season ... Played every snap on defense in 2018 (1,020 snaps) and was one of three players in the NFL to play 100 percent of his team's defensive snaps (DEN S Justin Simmons & PHI S Malcolm Jenkins)

- **9/9 at NYG:** Led the team with 10 tackles (seven solo) and added an INT, which he returned 32 yards for a TD ... Joins LB **Telvin Smith Sr.** and CB **Aaron Beasley** as the only players in team history to record a pick six and a fumble return TD in their careers
- **12/2 vs. IND:** Started at MLB and recorded 10 tackles (seven solo) and one fumble recovery, his second takeaway of the season (INT in Week 1), which led to second quarter field goal and 3-0 lead
- **12/6 at TEN:** Started at MLB and led the team with a season-high 13 tackles (eight solo), including 1.0 sack

2017 (w/ JAX - 16/16, 3/3)

Regularly started at SLB, but played all three LB positions throughout the course of the year

- **9/10 at HOU:** Started at SLB and led the team with 14 tackles (eight solo) and also had one tackle for a loss
- **1/21 at N.E.:** Started at SLB and recorded seven tackles (six solo) and one forced fumble, which he also recovered

2016 (w/ JAX - 16/10)

Played in all 16 games making 10 starts, during his rookie year ... Totaled 22 tackles (16 solo) to rank tied for 12th on the team in tackles

- **9/11 vs. G.B.:** Played in 12 snaps on special teams in NFL and team debut
- **10/2 vs. IND:** Earned his first career start and made four tackles (three solo) and one pass defended

COLLEGE (AT UCLA, 2013-15)

- Saw action on both sides of the ball in 29 career games and totaled 178 tackles (116 solo), 23 passes defended, 15 tackles for a loss and two fumble recoveries defensively, while rushing 68 times for 387 yards and 11 TDs
- Started all 13 games at LB in 2014 and was second on the team with 88 tackles, eight for loss and seven passes defended, while rushing 28 times for 113 yards and three TDs
- Second-team All-Pac 12 in 2014
- Named both Offensive and Defensive Freshman of the Year in the Pac-12 by the coaches after posting 75 tackles, 11 passes defended and two INTs, while rushing for 267 yards and seven TDs on 38 attempts
- Finalist for the Paul Hornung Award as the nation's most versatile player in 2013

PERSONAL

- A four-star recruit from Bellevue (Wash.) High School, according to both Scout.com and Rivals.com
- Ranked as the nation's No. 4 OLB and No. 1 in the west
- Also played running back in high school for an offense that averaged more

than 46 points per game his senior season

- Selected to play in the U.S. Army All-American game, where he posted five tackles
- Earned letters in track (three) and basketball (one)
- Son of H. David Jack and La Sonja (Fisher) Jack
- Has one brother, Jahlen
- Twitter handle is @MylesJack

REGULAR SEASON STATISTICS

YEAR	TEAM	GP/GS	TKL	SOLO	ASST	SACKS	FF	FR	PD	TFL	INT
2016	JAX	16/10	22	16	6	0.5	0	0	2	1	0
2017	JAX	16/16	90	66	24	2.0	0	1	3	5	0
2018	JAX	16/16	107	75	32	2.5	1	1	1	1	1
2019	JAX	5/5	26	14	12	0.5	0	0	2	2	0
NFL totals: 4 yrs.		53/47	245	171	74	5.5	1	2	8	9	1

Single Game Career Highs

Tackles:
14 (9/11/17 at HOU)

Passes Defended:
2 (10/6/19 at CAR)

Interceptions:
1 (9/9/18 vs. NYG)

Fumble recoveries:
1 (twice, last: 12/2/18 vs. IND)

POSTSEASON STATISTICS


YEAR	TEAM	GP/GS	TKL	SOLO	ASST	SACKS	FF	FR	PD	TFL	INT
2017	JAX	3/3	19	16	3	1.0	1	1	3	2	1
NFL totals: 3 yrs.		3/3	19	16	3	1.0	1	1	3	2	1

2019 GAME-BY-GAME STATISTICS

DATE	OPP	TKL	SOLO	ASST	SACKS	FF	FR	PD	TFL
09/08	vs. Kansas City	2	2	0	0.0	0	0	0	0
09/15	at Houston	7	4	3	0.5	0	0	0	0
09/19	vs. Tennessee	2	2	0	0.0	0	0	0	1
09/29	at Denver	6	3	3	0.0	0	0	0	0
10/06	at Carolina	9	3	6	0.0	0	0	2	1
10/13	vs. New Orleans								
10/20	at Cincinnati								
10/27	vs. N.Y. Jets								
11/03	vs. Houston								
BYE WEEK									
11/17	at Indianapolis								
11/24	at Tennessee								
12/01	vs. Tampa Bay								
12/08	vs. L.A. Chargers								
12/15	at Oakland								
12/22	at Atlanta								
12/29	vs. Indianapolis								
2019 totals:		26	14	12	0.5	0	0	2	2



48



LEON JACOBS

LINEBACKER
6-2 | 246 LBS | 10-3-1995
WISCONSIN
SAN PEDRO, CALIFORNIA
ACQ: SEVENTH ROUND OF 2018 DRAFT (230TH)
EXP: 2ND YEAR



TRANSACTIONS

Originally drafted by Jacksonville in the seventh round (230th overall) of the 2018 NFL Draft ... Selection obtained from Cincinnati in exchange for DE **Chris Smith** ... Placed on injured/reserve on 12/14/18

PRO (GAMES PLAYED/STARTED - 17/5)

Second-year LB who appeared in 12 games during his rookie campaign, making three starts

2019 (w/ JAX - 5/2)

- **9/8 vs. K.C.:** Saw action at LB and on special teams, recording one defensive tackle and one special teams tackle
- **9/15 at HOU:** Saw action at LB, amassing a career-high five tackles (one solo) and his first career half sack
- **9/19 vs. TEN:** Saw action at LB, collecting three tackles (two solo) and 0.5 sacks
- **9/29 at DEN:** Started at SLB and assisted on one tackle
- **10/6 at CAR:** Started at SLB and recovered a fumble on special teams

2018 (w/ JAX - 12/3)

Amassed 17 tackles (12 solo) during 12 games played in his rookie season

- **9/30 vs. NYJ:** Made first career start at SLB
- **12/2 vs. IND:** Started at SLB and saw action on special teams
- **12/14 at DAL:** Notched a season-best four tackles (three solo)

COLLEGE (AT WISCONSIN, 2013-17)

- Played in 59 games, the most by a player in FBS history, starting 18 games
- Career totals include 142 tackles, 15.5 tackles for a loss, 6.5 sacks and three INTs
- Part of the winningest senior class in school history
- In 2017, contributed to a unit that ranked No. 2 nationally in total defense (262.1 yards per game), No. 3 in scoring defense (13.9 points per game), No. 3 in rushing defense (98.4 ypg) and No. 1 in pass efficiency defense (96.4) while totaling 60 tackles, including 35 solo stops, 9.5 tackles for a loss and 3.5 sacks

PERSONAL

- Son of Tony and Theresa Jacobs
- Attended Golden Valley (Santa Clarita, Calif.) High School
- First-team all-conference as a senior where he rushed for 847 yards and six TDs
- Also played basketball and was a three-time second-team All-Del Rey League selection
- Volunteered as math and science tutor
- Participated in study abroad program in Rome in summer of 2016
- Born in Nigeria, Africa

REGULAR SEASON STATISTICS

YEAR	TEAM	GP/GS	TKL	SOLO	ASST	SACKS	FF	FR	PD	TFL	INT
2018	JAX	12/3	17	12	5	0.0	0	0	0	0	0
2019	JAX	5/2	9	4	5	1.0	0	0	0	0	0
NFL totals: 2 yrs.		17/5	26	16	10	1.0	0	0	0	0	0

Additional statistics: One special teams tackles in 2019

Single Game Career Highs

Tackles:

5 (9/15/19 at HOU)

Sacks:

0.5 (two times; last: 9/19/19 vs. TEN)

2019 GAME-BY-GAME STATISTICS

DATE	OPP	TKL	SOLO	ASST	SACKS	FF	FR	PD	TFL
09/08	vs. Kansas City	1	1	0	0.0	0	0	0	0
09/15	at Houston	4	1	3	0.5	0	0	0	0
09/19	vs. Tennessee	3	2	1	0.5	0	0	0	0
09/29	at Denver	1	0	1	0.0	0	0	0	0
10/06	at Carolina	0	0	0	0.0	0	0	0	0
10/13	vs. New Orleans								
10/20	at Cincinnati								
10/27	vs. N.Y. Jets								
11/03	vs. Houston								
BYE WEEK									
11/17	at Indianapolis								
11/24	at Tennessee								
12/01	vs. Tampa Bay								
12/08	vs. L.A. Chargers								
12/15	at Oakland								
12/22	at Atlanta								
12/29	vs. Indianapolis								
2019 totals:		9	4	5	1.0	0	0	0	0



95



ABRY JONES

DEFENSIVE TACKLE
6-4 | 318 LBS | 9-8-1991
GEORGIA
WARNER ROBINS, GEORGIA
ACQ: ROOKIE FREE AGENT 2013
EXP: 7TH YEAR



TRANSACTIONS

Originally signed by Jacksonville as an undrafted rookie on 4/27/13 ... Re-signed with Jacksonville on 2/15/17

PRO (GAMES PLAYED/STARTED - 89/36, 3/2)

- Earned roster spot as an undrafted rookie in 2013
- Signed a four-year contract extension in 2017

2019 (w/ JAX - 5/4)

- **9/8 vs. K.C.:** Started at DT, posting two tackles (one solo)
- **9/15 at HOU:** Started at NT
- **9/19 vs. TEN:** Saw action at DT and made three tackles (one solo)
- **9/29 at DEN:** Started at NT
- **10/6 at CAR:** Started at NT and assisted on two tackles

2018 (w/ JAX - 15/6)

- Appeared in 15 games and recorded 29 tackles (21 solo), including 1.0 sack
- **9/9 at NYG:** Recorded two tackles (one solo), including one tackle for a loss and added two passes defended, one of which led to **Myles Jack's** INT-TD
 - **10/28 vs. PHI:** Recorded three tackles (two solo), including one tackle for loss
 - **11/11 at IND:** Recorded two tackles, including one for loss
 - **11/25 at BUF:** Started at NT and recorded four tackles (three solo)
 - **12/16 vs. WAS:** Started at NT and recorded five tackles (four solo), including 1.0 sack and a tackle for loss
 - **12/23 at MIA:** Started at NT and recorded three tackles (two solo)
 - **12/30 at HOU:** Started at NT and recorded five tackles (two solo)

2017 (w/ JAX - 15/15, 3/2)

- Started all 15 games in which he appeared in and totaled 31 tackles (24 solo), including 1.0 sack and added six passes defended
- **9/10 at HOU:** Started at NT and assisted on two tackles and recorded a half sack, two quarterback hits and recovered one fumble
 - **10/8 at PIT:** Started at NT and recorded five tackles (two solo), a half sack and a career-high three passes defended ... Tipped ball that was intercepted by LB **Telvin Smith** and returned for a TD
 - **12/3 vs. IND:** Started at NT and recorded three solo tackles, one pass defended and one forced fumble

2016 (w/ JAX - 15/9)

- Started nine of 15 games played ... Totaled 32 tackles (26 solo), including four for a loss, and one PD
- **10/16 at CHI:** Saw action at DT, making two solo tackles, including one tackle for loss
 - **10/23 vs. OAK:** Totaled three solo tackles, including one tackle for a loss
 - **11/20 at DET:** Started at DT and made five tackles (four solo), including one tackle for loss and one pass defended
 - **12/18 at HOU:** Started at DT and recorded three tackles (two solo) and had one tackle for a loss

2015 (w/ JAX - 15/0)

- Played in 15 games before being placed on the team's injured reserve list for the final regular season game ... Totaled 16 tackles (seven solo), 2.0 sacks, one forced fumble and one fumble recovery
- **10/4 at IND:** Saw action at DT and special teams and recorded his first career fumble recovery
 - **10/11 at T.B.:** Made five tackles (three solo), including two tackles for loss and recorded one pass defended
 - **11/15 at BAL:** Made four tackles (one solo), including a sack-fumble that was recovered by DT **Tyson Alualu**

2014 (w/ JAX - 16/2)

- Played in all 16 games for the first time in his career and registered a career-best 39 tackles (23 solo), 3.0 sacks, four tackles for loss, three quarterback hits and one forced fumble
- **10/5 vs. PIT:** Registered a career-high 2.0 sacks including a sack/forced fumble of QB **Ben Roethlisberger** early in the fourth quarter ... Also sacked Roethlisberger in the second quarter ... Added one QB pressure and one TFL
 - **10/19 vs. CLE:** Made three solo tackles, one QB hit and one tackle for loss
 - **12/7 vs. HOU:** Saw action at DT and matched his season-high with four tackles (three solo)
 - **12/18 vs. TEN:** Made first career start and totaled a career-high five tackles

- (three solo) along with one sack ... Sacked QB **Charlie Whitehurst** for a 3-yard loss on the opening possession
- **12/28 at HOU:** Started for the second consecutive game and totaled three tackles (one solo)

2013 (w/ JAX - 8/0)

- Played in eight games as a rookie after earning a roster spot as an undrafted free agent ... Totaled nine tackles, 0.5 sacks and one QB hit
- **10/6 at STL:** Made NFL debut on and saw action on defense
 - **10/20 vs. SD:** Made first career tackle
 - **12/22 vs. TEN:** Saw extensive action in DL rotation and posted a career-high four tackles (three solo), one QB hit and split a sack with LB **Paul Posluszny** in the first quarter

COLLEGE (AT GEORGIA, 2009-12)

- Three-year letterman and appeared in 46 games, making 26 starts at DE and DT
- Career totals include 107 tackles (52 solo), 35 QB pressures, 13.5 tackles for a loss, 5.0 sacks and two forced fumbles
- Received the David Jacobs Award as a player who, by example, portrays courage, spirit, character and determination
- Majored in communication studies

PERSONAL

- Attended Northside (Ga.) High School
- USA Today All-USA second-team selection
- Married to his wife, Kate

REGULAR SEASON STATISTICS

YEAR	TEAM	GP/GS	TKL	SOLO	ASST	SACKS	FF	FR	PD	TFL
2013	JAX	8/0	9	8	1	0.5	0	0	0	0
2014	JAX	16/2	39	23	16	3.0	1	0	1	3
2015	JAX	15/0	16	7	9	2.0	1	1	2	3
2016	JAX	15/9	32	26	6	0.0	0	0	1	4
2017	JAX	15/15	31	24	7	1.0	1	1	6	1
2018	JAX	15/6	29	21	8	1.0	0	0	2	5
2019	JAX	5/4	7	2	5	0.0	0	0	0	0
NFL totals: 7 yrs.		89/36	164	112	52	7.5	3	2	12	16

Single Game Career Highs

- Tackles:**
5 (five times, last: 12/16/18 vs. WAS)
- Sacks:**
2.0 (10/5/14 vs. PIT)
- Forced fumbles:**
1 (twice, last: 11/15/15 at BAL)
- Fumble recoveries:**
1 (twice, last: 9/10/17 at HOU)
- Passes defended:**
3 (10/8/17 at PIT)

POSTSEASON CAREER STATISTICS

YEAR	TEAM	GP/GS	TKL	SOLO	ASST	SACKS	FF	FR	PD	TFL
2017	JAX	3/2	7	6	1	0.0	0	0	1	1
NFL totals: 6 yrs.		3/2	7	6	1	0.0	0	0	1	1

#95 ABRY JONES




2019 GAME-BY-GAME STATISTICS

DATE	OPP	TKL	SOLO	ASST	SACKS	FF	FR	PD	TFL
09/08	vs. Kansas City	2	1	1	0.0	0	0	0	0
09/15	at Houston	0	0	0	0.0	0	0	0	0
09/19	vs. Tennessee	3	1	2	0.0	0	0	0	0
09/29	at Denver	0	0	0	0.0	0	0	0	0
10/06	at Carolina	2	0	2	0.0	0	0	0	0
10/13	vs. New Orleans								
10/20	at Cincinnati								
10/27	vs. N.Y. Jets								
11/03	vs. Houston								
	BYE WEEK								
11/17	at Indianapolis								
11/24	at Tennessee								
12/01	vs. Tampa Bay								
12/08	vs. L.A. Chargers								
12/15	at Oakland								
12/22	at Atlanta								
12/29	vs. Indianapolis								
2019 totals:		7	2	5	0.0	0	0	0	0



4



JOSH LAMBO

KICKER
6-0 | 215 LBS | 11-19-1990
TEXAS A&M
LANSING, MICHIGAN
ACQ: FREE AGENT (2017)
EXP: 5TH YEAR



TRANSACTIONS

Originally signed by San Diego as an undrafted rookie on 5/12/15 ... Waived by San Diego on 9/2/17 ... Signed with Jacksonville on 10/17/17 ... Placed on injured/reserve on 12/28/18 ... Re-signed on 2/13/19

PRO (GAMES PLAYED - 60,3)

- Fifth-year K set a Jaguars record when he made 24 consecutive FGs from Nov. 19, 2017 - Nov. 11, 2018
- Owns a franchise-best 94.3 FG percentage (min: 25 attempts), which is the highest by any player in the NFL since 2017 (min. 10 FGA).
- Ranks fourth in franchise history in made FGs (50) and PATs (52)
- Has made 50 of 53 FG attempts with the Jaguars since he signed with the team on Oct. 17, 2017.
- Has made all 31 FG attempts in home games since joining the Jaguars

2019 (w/ JAX - 5)

- **9/8 vs. K.C.:** Connected FGs from 23 and 37 yards, as well as both PAT attempts for eight points
- **9/15 at HOU:** Connected on FGs from 32 and 40 yards
- **9/19 vs. TEN:** Converted on FGs from 40 and 48 yards, finishing with eight points ... Posted his first special teams tackle of the season
- **9/29 at DEN:** Connected on all four of his FG attempts (25, 40, 34, 33), tying his career-high, including a 33-yard game-winning FG as time expired
- **10/6 at CAR:** Converted on FGs from 35 and 38 yards, as well as three PAT attempts for nine total points

2018 (w/ JAX - 13)

- Played in 13 games on the season, connecting on 19 of 21 FGs
- **10/28 vs. PHI:** Converted on FGs of 24, 33, 51 and a career-long 57 yards, marking the first time in his career converting two 50-plus yard FGs in the same game ... Extended streak to 23 consecutive FGs made, topping previous record of 20 set by Ks **Josh Scobee** and **Mike Hollis**

2017 (w/ JAX - 10/3)

- Signed with the team prior to its Week 6 game at IND ... Finished the season 19 of 20 on FGs (95 percent), including 12 of 12 at TIAA Bank Field ... His 95 FG percentage is the highest mark in Jaguars single-season history among kickers with at least 10 FG attempts
- **11/12 vs. LAC:** Converted a 34-yard FG with three seconds remaining in the fourth quarter to send the game to OT, before converting a game-winning 30-yard FG in the extra session

2016 (w/ S.D. - 16)

- Led the NFL with 67 touchbacks on kickoffs, and made 26 of his final 32 field goal attempts ... After two seasons with the team, ranked sixth in franchise annals with 52 career made FGs

2015 (w/ S.D. - 16)

- Scored a rookie-leading 106 points, making 26 of 32 FGs (81.3 percent) and 28 of 32 PATs (87.5 percent)

COLLEGE (AT TEXAS A&M, 2012-14)

- Converted 84 percent of FG tries (21 of 25) to become the most accurate kicker in school history
- Earned second-team All-SEC honors by the Associated Press in 2014
- As a senior, connected on 97 percent on all of his kicks, going 12 of 14 on FGs and 53 of 53 on PATs

PERSONAL

- He and his wife, Megan, are proud dog parents to Lana and Wyatt, and reside in Jacksonville Beach
- Originally attended Middleton (Wis.) High School, before attending Edison Academic Center in Brandenton, Fla. to focus on soccer
- At age 14, Lambo was one of the United States' top young goalkeeping prospects and was invited to train with the U.S. National Team
- At age 15, joined Everton FC of Europe's Premier League as a trailist where he trained alongside former U.S. star **Tim Howard**
- In 2008, was the No. 8 overall pick in Major League Soccer's draft by FC Dallas

REGULAR SEASON STATISTICS

YEAR	TEAM	GP	PAT	ATT	FG	FGA	PCT	LG	PTS
2015	S.D.	16	28	32	26	32	81.3	54	106
2016	S.D.	16	42	46	26	32	81.3	47	120
2017	JAX	10	22	24	19	20	95.0	56	79
2018	JAX	13	19	20	19	21	90.5	57	76
2019	JAX	5	9	9	12	12	100.0	40	45
NFL totals: 5 yrs.		60	120	131	102	117	87.2	57	426

Single Game Career Highs

PATs made:
6 (12/17/17 vs. HOU)

PATs attempts:
6 (12/17/17 vs. HOU)

Field goals made:
4 (four times, last: 9/29/19 at DEN)

Field goal attempts:
4 (four times, last: 9/29/19 at DEN)

Longest field goal:
57 (10/28/18 vs. PHI)

Points:
15 (10/23/16 at ATL)

POSTSEASON STATISTICS


YEAR	TEAM	GP	PAT	ATT	FG	FGA	PCT	LG	PTS
2017	JAX	3	9	9	4	4	100.0	54	21
NFL totals: 5 yrs.		3	9	9	4	4	100.0	54	21

2019 GAME-BY-GAME STATISTICS

DATE	OPP	PAT	ATT	FG	FGA	PCT	LG	PTS
09/08	vs. Kansas City	2	2	2	2	100.0	37	8
09/15	at Houston	0	0	2	2	100.0	40	6
09/19	vs. Tennessee	2	2	2	2	100.0	48	8
09/29	at Denver	2	2	4	4	100.0	40	14
10/06	at Carolina	3	3	2	2	100.0	38	9
10/13	vs. New Orleans							
10/20	at Cincinnati							
10/27	vs. N.Y. Jets							
11/03	vs. Houston							
BYE WEEK								
11/17	at Indianapolis							
11/24	at Tennessee							
12/01	vs. Tampa Bay							
12/08	vs. L.A. Chargers							
12/15	at Oakland							
12/22	at Atlanta							
12/29	vs. Indianapolis							
2019 totals:		9	9	12	12	100.0	48	45



11



MARQUISE LEE

WIDE RECEIVER

6-0 | 196 LBS | 11-25-1991

SOUTHERN CALIFORNIA

INGLEWOOD, CALIFORNIA

ACQ: SECOND ROUND OF 2014 DRAFT (39TH)

EXP: 6TH YEAR



TRANSACTIONS

Originally drafted by Jacksonville in the second round (39th overall) of the 2014 draft... Re-signed by Jacksonville on 3/16/18

PRO (GAMES PLAYED/STARTED - 57/30, 3/3)

- Was first of two receivers selected by the Jaguars in the second round of 2014 draft
- Became the seventh player in Jaguars history to return a kickoff for a TD and tied former RB **Maurice Jones-Drew** for longest kickoff return in team history

2019 (w/ JAX - 4/1)

- **9/8 vs. K.C.:** Saw action at WR in the season opener
- **9/15 at HOU:** Did not play (inactive) due to a knee injury
- **9/19 vs. TEN:** Saw action at WR
- **9/29 at DEN:** Started at WR and caught one pass for 5 yards, his first reception since Dec. 10, 2017
- **10/6 at CAR:** Hauled in one reception for 5 yards

2018 (w/ JAX - IR)

Placed on Injured Reserve after suffering a knee injury in preseason

2017 (w/ JAX - 14/14, 3/3)

Appeared in 14 games on the season, starting each contest while hauling in 56 receptions for 702 yards (12.5 avg) and three TDs

- **11/5 vs. CIN:** Started at WR and led the team with eight receptions for 75 yards and one TD
- **12/3 vs. IND:** Led the team with seven receptions and a game-high 86 yards receiving and recorded one TD

2016 (w/ JAX - 16/6)

Set career highs with 63 receptions for 851 yards and three TDs ... The first player to record at least one passing TD, one receiving TD and one kickoff return for a TD in a single season since 1978 (BAL's RB **Joe Washington**)

- **9/18 at S.D.:** Had five receptions for a career-high-tying 75 yards (15.0 rec. avg.)
- **10/23 vs. OAK:** Posted a team-high seven receptions for 107 yards with a long reception of 38 yards, all of which were career-highs and the first game with 100-plus yards
- **12/11 vs. MIN:** Started at WR and posted five receptions for a career-high 113 yards (22.6 avg.) ... Returned three kicks for 66 yards (22.0 avg.)
- **12/18 at HOU:** Started at WR and returned two kickoffs for 133 yards, including a franchise-tying longest kickoff return with a 100-yard kickoff return TD
- **12/24 vs. TEN:** Started at WR and recorded three receptions for 37 yards and one touchdown ... Threw first career pass in the NFL, a 20-yard touchdown to QB **Blake Bortles** in the fourth quarter

2015 (w/ JAX - 10/1)

Played in 10 games during his second season with one start, totaling 15 receptions for 191 yards (12.7 rec. avg.) for one TD ... Added five rushes for 38 yards (7.6 rush avg.)

- **12/20 vs. ATL:** Had two receptions for 46 yards (23.0 avg.), including a season-long 30-yard reception in the fourth quarter
- **12/27 at N.O.:** Recorded three receptions for 26 yards (8.7 rec. avg.) and one TD ... Rushed once for nine yards (9.0 rush avg.)

2014 (w/ JAX - 13/8)

Appeared in 13 games as a rookie with eight starts and registered 37 receptions for 422 yards and one TD ... Missed three consecutive games with a hamstring injury

- **9/7 at PHI:** Started at WR in NFL debut and tied for the team lead with six catches for 62 yards with a long of 18 ... Joined WR **Allen Hurns** as first two rookie WRs to start in season opener in franchise history

COLLEGE (AT SOUTHERN CALIFORNIA, 2011-13)

- Three-year starter who declared for the NFL Draft following his junior season
- Career totals included 248 receptions for 3,655 yards (14.7 avg.) with 29 TDs
- Owns 24 school records and set five Pac-12 Conference marks
- Ranked first in school history in receiving yards, second in receptions and fourth in receiving TDs
- Was a long jumper and sprinter on USC's track team
- Became the school's first Biletnikoff Award winner as a sophomore as well

as unanimous All-American and All-Pac 12 Conference first-team choice

PERSONAL

- Attended Serra (Gardena, Calif.) High School
- Lettered in football, basketball and track
- Earned Parade All-American honors as a senior as well as Super Prep All-American, Under Armour All-American, ESPNU 150, Rivals 100 and Prep Star Dream Team
- Finished with 57 receptions for 1,409 yards (24.7 avg.) with 24 TDs in final season along with 45 tackles and three INTs
- Was a sprinter and jumper on the track team, boasting a national prep No. 3 best 24-8 long jump, plus career bests of 44-7 in the triple jump, 6-4 in the high jump, 10.74 in the 100 meters and 22.11 in the 200 meters
- Twitter handle is @TeamLee1

REGULAR SEASON STATISTICS

YEAR	TEAM	GP/GS	NO	YDS	AVG	LG	TD
2014	JAX	13/8	37	422	11.4	37	1
2015	JAX	10/1	15	191	12.7	30	1
2016	JAX	16/6	63	851	13.5	51	3
2017	JAX	14/14	56	702	12.5	45	3
2018	JAX			Injured Reserve			
2019	JAX	4/1	2	10	5.0	5	0
NFL totals: 6 yrs.		57/30	173	2,176	12.6	51	8

Additional statistics: 15 rushes for 99 yards (6.6 rush avg.); 1-for-2 passing for 20 yards and one TD; 18 kickoff returns for 350 yards and one TD

Single Game Career Highs

Receptions:

8 (11/5/17 vs. Cin.)

Receiving yards:

113 (12/11/16 vs. Buf.)

Longest reception:

51 (11/6/16 at K.C.)

Receiving touchdowns:

1 (eight times; last: 12/3/17 vs. IND)

POSTSEASON STATISTICS

YEAR	TEAM	GP/GS	NO	YDS	AVG	LG	TD
2017	JAX	3/3	7	69	9.9	18	0
NFL totals: 6 yrs.		3/3	7	69	9.9	18	0

Additional statistics: one rush for five yards

2019 GAME-BY-GAME STATISTICS

DATE	OPP	REC	YDS	AVG.	LG	TD
09/08	vs. Kansas City	0	0	-	-	0
09/15	at Houston			Inactive (knee)		
09/19	vs. Tennessee	0	0	-	-	0
09/29	at Denver	1	5	5.0	5	0
10/06	at Carolina	1	5	5.0	5	0
10/13	vs. New Orleans					
10/20	at Cincinnati					
10/27	vs. N.Y. Jets					
11/03	vs. Houston					
	BYE WEEK					
11/17	at Indianapolis					
11/24	at Tennessee					
12/01	vs. Tampa Bay					
12/08	vs. L.A. Chargers					
12/15	at Oakland					
12/22	at Atlanta					
12/29	vs. Indianapolis					
2019 totals:		2	10	5.0	5	0

65



BRANDON LINDER

OFFENSIVE LINEMAN

6-6 | 315 LBS | 1-25-1992

MIAMI (FLA.)

SOUTHWEST RANCHES, FLORIDA

ACQ: THIRD ROUND OF 2014 DRAFT (93RD)

EXP: 6TH YEAR



TRANSACTIONS

Originally drafted by Jacksonville in the third round (93rd overall) of the 2014 draft ... Placed on reserve/injured list on 10/5/15 ... Re-signed on 7/26/17... Placed on reserve/injured on 11/13/18

PRO (GAMES PLAYED/STARTED - 59/59, 3/3)

- Became 24th offensive lineman drafted by the Jaguars in franchise history
- First player from the University of Miami ever drafted by the Jaguars
- Switched from RG to C prior to the 2016 season
- Was named an offensive team captain for the 2019 season for the third time in his career

2019 (w/ JAX - 5/5)

- **9/8 vs. K.C.:** Started at C and helped the team rush for 81 yards
- **9/15 at HOU:** Started at C
- **9/19 vs. TEN:** Started at C and played in all 54 offensive snaps
- **9/29 at DEN:** Started at C, aiding in RB **Leonard Fournette's** career-high 225 yards rushing and an average of 7.1 yards per carry and 269 total net rushing yards, the second-most in franchise history
- **10/6 at CAR:** Started at C, helping RB **Leonard Fournette** eclipse the 100-yard mark in back-to-back games for the first time since his rookie season in 2017

2018 (w/ JAX - 9/9)

- Selected as an offensive captain by his teammates for the 2018 season
- **9/9 at NYG:** Started at C and helped the team rush for 137 yards

2017 (w/ JAX - 13/13, 3/3)

Selected as an offensive captain by his teammates for the 2017 season ... Part of an offensive line that helped the team lead the league in rushing for the first time in franchise history and allowed a franchise-low 24 sacks

- **9/10 at HOU:** Started at C and helped pave the way for the team to rush for 155 yards ... Did not allow a sack
- **9/24 vs. BAL:** Started at C and helped the team rush for 166 yards and did not allow a sack
- **10/1 at NYJ:** Started at C and helped the team rush for 175 yards
- **11/5 vs. CIN:** Started at RG in place of injured **A.J. Cann** and helped the team rush for 149 yards ... Part of a unit that allowed zero sacks for the third time this season
- **11/19 at CLE:** Started at C and helped the team rush for 139 yards
- **12/10 vs. SEA:** Started at C and helped the team rush for 156 yards and did not allow a sack
- **12/17 vs. HOU:** Started at C and helped the team rush for 138 yards
- **1/14 at PIT:** Started at C and helped the team rush for 164 yards and did not allow a sack

2016 (w/ JAX - 14/14)

Part of an offensive line that allowed its fewest sacks since 2007 (34)

- **9/11 vs. G.B.:** Made his first career start at C in team's season opener
- **10/2 vs. IND:** Started at C, helping the team rush for 136 yards
- **11/6 at K.C.:** Started at C, helping the team rush for a season-high 205 yards
- **11/20 at DET:** Started at C and was part of an offensive line that did not allow a sack
- **12/4 vs. DEN:** Started at C and helped the team rush for 154 yards

2015 (w/ JAX - 3/3)

Placed on season-ending IR because of surgery to repair a labral tear in his left shoulder after injury suffered in Week 3

- **9/13 vs. CAR:** Started at RG to kick off his second season with the Jaguars
- **9/20 vs. MIA:** Helped the Jaguars rush for 123 yards and did not allow a sack

2014 (w/ JAX - 15/15)

Started 15 games at RG as a rookie ... Part of OL that helped club finish sixth in the NFL in average per rush (4.5)

- **9/7 at PHI:** Started at RG in his NFL debut, one of three Jaguars rookies to start on opening day (WR **Marqise Lee**, WR **Allen Hurns**)
- **10/19 vs. CLE:** Helped pave the way for an offense that rushed for a season-high 185 yards
- **10/26 vs. MIA:** Helped paved the way for the club to rush for 176 yards, which was the first time since 2010 the team eclipsed 150-plus rushing yards in back-to-back games
- **12/28 at HOU:** Started at RG and was part of OL that helped team produce

121 yards on 14 carries (8.6 avg.)

COLLEGE (AT MIAMI (FLA.), 2010-13)

- Four-year starter and started 42 games (37 at RG, 2 at LT, 3 at C)
- Finished career with 35 TD-resulting blocks and 275 key blocks/knockdowns
- As a senior, named team's Most Valuable Player after leading team with 90 percent grade for blocking consistency, 11 TD-resulting blocks and 84 knockdowns
- Majored in health education

PERSONAL

- Attended St. Thomas Aquinas High School in Ft. Lauderdale, Fla.
- Named U.S. Army All-American and was rated the third-best center in the country by Rivals.com
- Helped team compile a 28-1 record during his final two seasons and captured the Class 5A state title as a junior
- Twitter handle is @BrandonLinder65



55



LERENTEE MCCRAY

DEFENSIVE END
6-3 | 249 LBS | 8-26-1990
FLORIDA
OCALA, FLORIDA
ACQ: UNRESTRICTED FREE AGENT 2017
EXP: 6TH YEAR



TRANSACTIONS

Originally signed with Denver as an undrafted rookie on 4/27/13 ... Signed with Green Bay as an unrestricted free agent on 4/18/16 ... Traded by Green Bay to Buffalo for a 2018 draft pick on 8/30/16 ... Signed by Jacksonville as an unrestricted free agent on 3/10/17

PRO (GAMES PLAYED/STARTED - 67/0, 7/0)

• Career totals include 36 tackles (18 solo), 4.0 sacks and two forced fumbles in six years with stops in Denver, Green Bay, Buffalo and Jacksonville
• Captured a Super Bowl championship in 2015 with Denver

2019 (w/ JAX - 4/0)

- **9/8 vs. K.C.:** Saw action at DE and on special teams
- **9/15 at HOU:** Saw action at DE, recording two tackles (one solo)
- **9/19 vs. TEN:** Saw action at DE and on special teams
- **9/29 at DEN:** Saw action at DE and on special teams
- **10/6 at CAR:** Inactive

2018 (w/ JAX - 13/0)

Selected as a special teams captain by his teammates for the 2018 season ... Recorded seven special teams tackles, which was second most on the team

- **9/9 at NYG:** Recorded two tackles (one solo), including 1.0 sack
- **12/16 vs. WAS:** Saw action on special teams and partially blocked a punt, which resulted in the offense starting on Washington's 46-yard line and ending the drive with a 33-yard FG
- **12/23 at MIA:** Recorded two special teams tackles
- **12/30 at HOU:** Recorded two special teams tackles

2017 (w/ JAX - 13/0, 3/0)

Second on the team with nine special teams tackles ... Added three tackles on defense, including 1.5 sacks

- **9/10 at HOU:** Saw action at LB and recorded three tackles (one solo), 1.5 sacks and one tackle for a loss
- **9/17 vs. TEN:** Saw action at LB
- **11/5 vs. CIN:** Recorded a solo special teams tackle and one pass defended
- **11/12 vs. LAC:** Assisted on one special teams tackle
- **11/19 at CLE:** Recorded two special teams tackles (one solo) and saw action at LB
- **12/24 at S.F.:** Recorded one solo special teams tackle
- **1/7 vs. BUF:** Assisted on two special teams tackles

2016 (w/ BUF, 13/0)

Totaled 10 tackles (four solo), one forced fumble and five special teams tackles

- **10/9 at L.A.:** Posted one solo tackle and one forced fumble
- **10/30 vs. N.E.:** Tallied a season-high four tackles, in addition to one special teams tackle

2015 (w/ DEN, 11/0)

Tallied 13 tackles (seven solo), and saw action in all three postseason games, including Super Bowl 50

- **11/8 at IND:** Recorded a season-high four stops (two solo)

2014 (w/ DEN, 13/0, 1/0)

Posted six tackles (four solo), one forced fumble and one pass defended during his rookie season

2013 (w/ DEN - IR)

Spent the season on injured reserve with an ankle injury

COLLEGE (AT FLORIDA, 2008-12)

• Appeared in 40 games with 25 starts and totaled 65 tackles (40 solo), including 12.5 tackles for loss and 4.5 sacks
• Helped the Gators to the 2008 SEC Championship

PERSONAL

• Attended Dunnellon (Fla.) High School, where he played WR and LB and totaled 118 tackles and 9.0 sacks during his senior season
• Can be found on Twitter on @Liive_55

REGULAR SEASON STATISTICS

DATE	TEAM	GP/GS	TKL	SOLO	ASST	SACKS	FF	FR	PD	TFL
2013	DEN					Injured Reserve				
2014	DEN	13/0	6	4	2	1.0	1	0	1	0
2015	DEN	11/0	13	7	6	0.5	0	0	0	1
2016	BUF	13/0	10	4	6	0.0	1	0	0	0
2017	JAX	13/0	3	1	2	1.5	0	0	1	1
2018	JAX	13/0	2	1	1	1.0	0	0	0	1
2019	JAX	4/0	2	1	1	0.0	0	0	0	0
NFL totals: 6 yrs.		67/0	36	18	18	4.0	2	0	2	3

Additional statistics: Special teams tackles (18); two in 2015, five in 2016, six in 2017, five in 2018

Single Game Career Highs

Tackles:
6 (10/11/15 vs. T.B.)

Tackles for Loss:
1 (11/15/15 at BAL)

Passes Defensed:
1 (twice, last: 11/5/17 vs. CIN)

Special teams tackles:
2 (twice; last: 11/19/17 at CLE)

POSTSEASON CAREER STATISTICS

DATE	TEAM	GP/GS	TKL	SOLO	ASST	SACKS	FF	FR	PD	TFL
2014	DEN	1/0	2	1	1	0.0	0	0	0	0
2015	DEN	3/0	0	0	0	0.0	0	0	0	0
2017	JAX	3/0	0	0	0	0.0	0	0	0	0
NFL totals: 6 yrs.		7/0	2	1	1	0.0	0	0	0	0

2019 GAME-BY-GAME STATISTICS

DATE	OPP	TKL	SOLO	ASST	SACKS	FF	FR	PD	TFL
09/08	vs. Kansas City	0	0	0	0.0	0	0	0	0
09/15	at Houston	2	1	1	0.0	0	0	0	0
09/19	vs. Tennessee	0	0	0	0.0	0	0	0	0
09/29	at Denver	0	0	0	0.0	0	0	0	0
10/06	at Carolina				Inactive				
10/13	vs. New Orleans								
10/20	at Cincinnati								
10/27	vs. N.Y. Jets								
11/03	vs. Houston								
BYE WEEK									
11/17	at Indianapolis								
11/24	at Tennessee								
12/01	vs. Tampa Bay								
12/08	vs. Los Angeles								
12/15	at Oakland								
12/22	at Atlanta								
12/29	vs. Indianapolis								
2019 totals:		2	1	1	0.0	0	0	0	0

15



GARDNER MINSHEW II

QUARTERBACK

6-1 | 225 LBS | 5-16-1995

WASHINGTON STATE

BRANDON, MISSISSIPPI

ACQ: SIXTH ROUND OF 2019 DRAFT (178TH)

EXP: ROOKIE



TRANSACTIONS

Originally drafted by Jacksonville in the sixth round (178th overall) of the 2019 NFL Draft

PRO (GAMES PLAYED/STARTED - 5/4)

- Rookie QB who was drafted by Jacksonville in the sixth round (178th overall) of the 2019 NFL Draft
- Set a franchise record with five consecutive games throwing for at least 200 yards with a passer rating of 95.0-plus in his first five NFL appearances
- Became the first player in franchise history to throw for at least 200 passing yards with a passer rating of at least 95.0 in five consecutive games
- Became the sixth rookie in NFL history to throw for at least 370 yards and two TDs with zero INTs
- Minshew joins Kansas City QB **Patrick Mahomes** (2017-18), San Francisco QB **Nick Mullens** (2018), Houston QB **Deshawn Watson** (2017) and Tennessee QB **Marcus Mariota** (2015) as the only QBs over the last 13 seasons to throw at least nine TD passes through five career games.

2019 (w/ JAX - 5/4)

- **9/8 vs. K.C.:** Stepped in for injured QB **Nick Foles** in the first quarter, completing 22 of 25 passes (88.0 pct.) for 275 yards, 2 TDs and one INT for a passer rating of 122.5 ... His 275 passing yards were the most-ever by a Jaguars player making his NFL debut and the fifth-most by a Jaguars rookie in a single game ... Completed his first 13 passes, becoming the first player in the last 40 years to complete their first 13 passes in their NFL debut ... His 88.0 completion percentage was the highest by any player with at least 15 pass attempts making their NFL debut in NFL history
- **9/15 at HOU:** Recorded his first career start at QB, completing 23 of 33 passes for 213 yards, 1 TD and a passer rating of 97.2 ... Also rushed six times for 56 yards (9.3 avg.) ... Became the only rookie in franchise history to throw for at least 200 passing yards in each of his first two career games played ... His 45 completions, 488 passing yards and three passing TDs are all the most by a Jaguars rookie through Week 2 in franchise history
- **9/19 vs. TEN:** Made his second career start at QB, completing 20 of 30 passes (66.7 pct.) for 204 yards and two TDs for a passer rating of 108.2 ... Tied a franchise record of three consecutive games with at least 200 passing yards and a passer rating of at least 95.0 ... Became the only rookie in franchise history to throw for at least 200 yards in each of his first three career games played
- **9/29 at DEN:** Started at QB, completing 19 of 33 passes for 213 yards and two TDs and finished the game with a 97.2 passer rating ... Led the team down the field, setting up K **Josh Lambo** for the game-winning 33-yard FG, marking his first career game winning drive ... Set a franchise record with four consecutive games throwing for at least 200 yards with a passer rating of 95.0-plus ... Became the first rookie in franchise history to throw for at least 900 yards through Week 4
- **10/6 at CAR:** Completed 26 of 44 passes (59.1 pct.) for 374 yards and two TDs for a passer rating of 101.9 ... Set the franchise rookie record for passing yards in a single game (374)

COLLEGE (AT WASHINGTON STATE, 2018)

- Graduated from East Carolina in December 2017 and enrolled at WSU in June 2018
- Finished fifth in the 2018 Heisman Trophy voting
- Won 2018 Johnny Unitas Golden Arm Award (nation's top senior of 4th-year junior QB), and was named a finalist for the Walter Camp Player of the Year and Davey O'Brien Award (nation's top QB)
- Named Pac-12 Conference Offensive Player of the Year and earned a spot on the All-Pac-12 First Team after leading the country in passing (367.6 yards per game)
- Set Pac-12 Conference and WSU single-season records in passing yards (4,779) and completions (468)

PERSONAL

- Attended Brandon (Miss.) High School
- Son of Flint and Kim Minshew
- Flint played football at Millsaps College (Miss.) and was named to the MC Athletic Hall of Fame
- Kim played basketball at Mississippi State
- Has two younger sisters, Meredith and Callie

REGULAR SEASON PASSING STATISTICS

YEAR	TEAM	P/S	COMP	ATT	PCT	YDS	AVG	TD	INT	SK	RTG
2019	JAX	5/4	110	165	66.7	1,279	7.8	9	1	12	105.6
NFL totals: 1 yr.		5/4	110	165	66.7	1,279	7.8	9	1	12	105.6

2019 GAME-BY-GAME PASSING STATISTICS

DATE	OPP	P/S	COMP	ATT	PCT	YDS	AVG	TD	INT	SK	RTG
9/08	vs. KC	1/0	22	25	88.0	275	11.0	2	1	1	122.5
9/15	at HOU	1/1	23	33	69.7	213	6.5	1	0	4	97.2
9/19	vs. TEN	1/1	20	30	66.7	204	6.8	2	0	0	110.6
9/29	at DEN	1/1	19	33	57.6	213	6.5	2	0	5	97.2
10/06	at CAR	1/1	26	44	59.1	374	8.5	2	0	2	101.9
10/13	vs. N.O.										
10/20	at CIN										
10/27	vs. NYJ										
11/03	vs. HOU										
BYE WEEK											
11/17	at IND										
11/24	at TEN										
12/01	vs. T.B.										
12/08	vs. LAC										
12/15	at OAK										
12/22	at ATL										
12/29	vs. IND										
2019 totals:		5/4	110	165	66.7	1,279	7.8	9	1	12	105.6

Single Game Career Highs

Passing completions:

26 (10/6/19 at CAR)

Passing attempts:

44 (10/6/19 at CAR)

Passing yards:

374 (10/6/19 at CAR)

Passer rating:

122.5 (9/8/19 vs. K.C.)

REGULAR SEASON RUSHING STATISTICS

YEAR	TEAM	ATT	YDS	AVG	TD
2019	JAX	12	82	6.8	0
NFL totals: 1 yr.		12	82	6.8	0

Single Game Career Highs

Rushing attempts:

7 (10/6/19 at CAR)

Rushing yards:

53 (9/15/19 at HOU)

Rushing long: 21 (9/15/19 at HOU)

2019 GAME-BY-GAME RUSHING STATISTICS

		RUSHING					
DATE	OPP	NO	YDS	AVG	LG	TD	
09/08	vs. Kansas City	1	6	6.0	6	0	
09/15	at Houston	6	56	9.3	20	0	
09/19	vs. Tennessee	4	18	4.5	10	0	
09/29	at Denver	1	2	2.0	2	0	
10/06	at Carolina	7	42	6.0	11	0	
10/13	vs. New Orleans						
10/20	at Cincinnati						
10/27	vs. N.Y. Jets						
11/03	vs. Houston						
BYE WEEK							
11/17	at Indianapolis						
11/24	at Tennessee						
12/01	vs. Tampa Bay						
12/08	vs. L.A. Chargers						
12/15	at Oakland						
12/22	at Atlanta						
12/29	vs. Indianapolis						
2019 totals:		19	124	6.5	20	0	

#15 GARDNER MINSHEW II



THE GARDNER MINSHEW II FILE

On what fans should know about him: I'm a grill master. Throw me on the grill, whatever you want, however you like it cooked, I'll get it done for you.

On his hidden talents: I'm very good at ping pong. I'm also really good at pool volleyball. I like doing woodworking, craftsman-type stuff.

On his nickname while growing up: I've had a few: G, Gard, Gard-dog, G-money

On who is most responsible for getting him to the NFL: My parents. I'd like to think they raised me right and made me who I am today.


On what animal he would be: Silverback gorilla because they live in families of 50-60. They make beds out of plants so they live pretty comfortably. They eat good food and swing from trees, so, yeah. I wanted to be Tarzan when I grew up.

On what he would do if he didn't play football: I used to want to be a cowboy.

On a current Jaguar he looks up to: Definitely Nick Foles. Just the path that he's taken, the type of person he is through it all, someone that is very inspiring and someone that I want to learn from.

Best advice he ever received: The only thing you can control is how hard you work.

THE EVOLUTION OF THE 'STACHE



NWCC (2015)



ECU (2017)





WSU (2018)



JAX (2019)

On the origins of the 'stache: I've done weird facial hair stuff for a long time, but the 'stache caught on [at Washington State]. There were a bunch of us that were going to do it going into fall camp. We get about half way through it and everyone else quit on me. I was like, I'm going to do this longer than anybody and then it just caught on.

On if he thought the cult status would develop: Absolutely not. It's taken on a life of its own. *It calls the shots now. I'm just along for the ride.*



NOTE THE QUOTE: ON QB GARDNER MINSHEW II

"He's one of the few guys that I've been around that can go from the classroom and take it right onto the field. I think the other day was an unbelievable indication of that, because I don't know how many people, especially rookies, can go out there not having [taken first team reps] during the week. To go out there and play like that, that's a credit to him."

- Head Coach Doug Marrone



YANNICK NGAKOUE



DEFENSIVE END
6-2 | 246 LBS | 3-31-1995
MARYLAND
BOWIE, MARYLAND
ACQ: THIRD ROUND OF 2016 DRAFT (69TH)
EXP: 4TH YEAR



TRANSACTIONS

Originally drafted by Jacksonville in the third round (69th overall) of the 2016 NFL Draft

PRO (GAMES PLAYED/STARTED - 52/51, 3/3)

- His 31.5 career sacks rank third in franchise history
- Of his 31.5 career sacks, 10 have been strip-sacks
- His 31.5 sacks are the most by a Jaguars player through 52 career games in franchise history
- Joins **Jevon Kearse**, **Von Miller**, **Julius Peppers**, **John Abraham**, **DeMarcus Ware** and **Dwight Freeney** as the only players since 1993 to register at least 27.0 sacks and 10 forced fumbles through their first 48 career games
- Led the league with six forced fumbles in 2017 en route to his first career Pro Bowl nod
- Owns the franchise rookie record for sacks in a single season (8.0)
- Is currently tied for the second-most multi sack games in franchise history (six), training only DL **Tony Brackens** (eight)

2019 (w/ JAX - 4/4)

- **9/8 vs. K.C.:** Started at DE, amassing three tackles, including one TFL
- **9/15 at HOU:** Did not play (inactive) due to a hamstring injury
- **9/19 vs. TEN:** Started at DE, collecting four tackles (two solo)
- **9/29 at DEN:** Started at DE, posting two tackles (one solo) and one pass defended
- **10/6 at CAR:** Started at DE, recording four tackles (three solo), one forced fumble and 2.0 sacks, marking his sixth career game with at least 2.0 sacks, tied for the second-most in franchise history.

2018 (w/ JAX - 16/16)

Started all 16 games for a second consecutive season and tallied 28 tackles, including 9.5 sacks ... Led the team with 33 QB hits

- **10/7 at K.C.:** Started at DE and recorded a sack for the second consecutive game
- **10/14 at DAL:** Started at DE and recorded four tackles, including 2.0 sacks and a tackle for loss ... Fifth multi-sack game of his career, making him one of only three Jaguars with five multi-sack games in franchise history
- **11/18 vs. PIT:** Started at DE and recorded 1.0 sack
- **12/2 vs. IND:** Started at DE and posted four solo tackles, including 1.0 sack
- **12/23 at MIA:** Started at DE and recorded two tackles, including 1.0 sack
- **12/30 at HOU:** Started at DE and recorded five tackles (three solo), including 1.5 sacks and one pass defended

2017 (w/ JAX - 16/16, 3/3)

Recorded a career-high 12.0 sacks and six forced fumbles en route to his first Pro Bowl appearance

- **9/10 at HOU:** Started at DE and recorded four tackles (three solo), 2.0 strip-sacks and one fumble recovery
- **10/1 at NYJ:** Started at DE and recorded two solo tackles, 2.0 sacks, one tackle for a loss and one forced fumble
- **10/22 at IND:** Started at DE and recorded seven quarterback hits, four tackles (three solo), three TFL and 2.5 sacks
- **11/19 at CLE:** Started at DE and recorded three tackles (two solo) and 2.5 sacks, two of which were strip-sacks
- **11/26 at ARI:** Started at DE and recorded two solo tackles, a strip-sack and one tackle for a loss ... His league-leading sixth forced fumble was returned for a touchdown by DL **Calais Campbell**
- **12/10 vs. SEA:** Started at DE and recorded one solo tackle, 1.0 sack and one tackle for a loss
- **12/31 at TEN:** Started at DE and recorded one solo tackle and one fumble recovery that he returned 67 yards for his first career touchdown
- **1/14 at PIT:** Started at DE and recorded three tackles (two solo), one tackle for a loss, one pass defended and one strip-sack that LB **Telvin Smith** returned 50 yards for a score

2016 (w/ JAX - 16/15)

One of two Jaguars (**Jeremy Mincey**) to post 8.0-plus sacks, four-plus forced fumbles and at least one INT in a single season ... Finished second in the NFL behind S.D. DE **Joey Bosa** with 8.0 sacks by a rookie ... Joins K.C. LB **Tamba Hali** (2006), BAL LB **Terrell Suggs** (2003), CAR DE **Julius Peppers** (2002) and S.F. LB **Charles Haley** (1986) as the only rookies to post 8.0-plus tackles, four-plus forced fumbles and at least one INT in their rookie season

- **9/11 vs. G.B.:** Made two tackles (one solo) in NFL and Jaguars debut

- **9/18 at S.D.:** Made his first career start at LEO and made three tackles (two solo), including his first career sack-fumble in the second quarter
- **9/25 vs. BAL:** Registered his second consecutive game with a sack-fumble ... One of three players in 2016 to register a sack and a forced fumble in consecutive games, joining BUF LB **Lorenzo Alexander** and WAS DE **Trent Murphy**
- **10/2 vs. IND:** Registered four tackles, including 1.0 sack, as well as his first career interception and third career forced fumble ... Only NFL player in 2016 to register 1.0 sack, forced fumble and an interception in the same game
- **10/16 at CHI:** Started at LEO and made 1.0 sack, becoming the first rookie in team history to register a sack in four consecutive games ... Fourth player in Jaguars history to register a sack in four consecutive games (**Tony Brackens**, **Rob Meier** and **Gary Walker**)
- **11/27 at BUF:** Started at LEO and picked up his sixth sack of the season, along with two tackles (one solo)
- **12/24 vs. TEN:** Started at LEO and registered 1.0 sack, his seventh sack, tying the team record for a rookie
- **1/1 at IND:** Started at LEO and registered two solo tackles, 1.0 sack and one tackle for a loss ... His eighth sack of the season to break the rookie record held by **Tony Brackens** (7.0 in 1996)

COLLEGE (AT MARYLAND, 2013-15)

- As a junior, selected First Team All-Big Ten by coaches and media
- Set Maryland's single-season sack record (13.5), breaking a record set by **Mark Duda** (1982) and **Bruce Palmer** (1978)
- Ranked second nationally in sacks per game
- Appeared in all 13 games as a true freshman

PERSONAL

- Majored in African American studies
- Attended Friendship Collegiate Academy (Washington, D.C.)
- Named a first team Parade All-America and the 2012 D.C. Gatorade Player of the Year
- Rated a four-star recruit by Rivals
- Helped lead the school to the DCSAA title as a senior

REGULAR SEASON STATISTICS

YEAR	TEAM	GP/GS	TKL	SOLO	ASST	SACKS	FF	FR	PD	TFL
2016	JAX	16/15	23	20	3	8.0*	4	0	2	6
2017	JAX	16/16	30	24	6	12.0	6	2	0	10
2018	JAX	16/16	28	25	3	9.5	0	0	1	13
2019	JAX	4/4	13	9	4	2.0	1	0	1	2
NFL totals: 4 yrs.		52/51	94	78	16	31.5	11	2	4	31

*Team rookie record

Single Game Career Highs

Tackles: 4 (seven times; last 10/6/19 at CAR)	Sacks: 2.5 (twice; last 11/19/17 at CLE)
Forced fumbles: 2 (twice; last 11/19/17 at CLE)	Fumble recoveries: 1 (twice, last 12/31/17 at TEN)

POSTSEASON CAREER STATISTICS

YEAR	TEAM	GP/GS	TKL	SOLO	ASST	SACKS	FF	FR	PD	TFL
2017	JAX	3/3	4	3	1	1.0	1	0	1	1
NFL totals: 4 yrs.		3/3	4	3	1	1.0	1	0	1	1

#91 YANNICK NGAKOUÉ



2019 GAME-BY-GAME STATISTICS

DATE	OPP	TKL	SOLO	ASST	SACKS	FF	FR	PD	TFL
09/08	vs. Kansas City	3	3	0	0.0	0	0	0	1
09/15	at Houston	Inactive (hamstring)							
09/19	vs. Tennessee	4	2	2	0.0	0	0	0	0
09/29	at Denver	2	1	1	0.0	0	0	1	0
10/06	at Carolina	4	3	1	2.0	1	0	0	1
10/13	vs. New Orleans								
10/20	at Cincinnati								
10/27	vs. N.Y. Jets								
11/03	vs. Houston								
BYE WEEK									
11/17	at Indianapolis								
11/24	at Tennessee								
12/01	vs. Tampa Bay								
12/08	vs. L.A. Chargers								
12/15	at Oakland								
12/22	at Atlanta								
12/29	vs. Indianapolis								
2019 totals:		13	9	4	2.0	1	0	1	2



68



ANDREW NORWELL

OFFENSIVE LINEMAN
6-6 | 325 LBS | 10-25-1991
OHIO STATE
CINCINNATI, OHIO
ACQ: UNRESTRICTED FREE AGENT 2018
EXP: 6TH YEAR



TRANSACTIONS

Originally drafted by Carolina as an undrafted rookie on 5/16/14 ... Signed as an unrestricted free agent by Jacksonville on 3/15/17 ... Placed on injured/reserve on 11/27/18

PRO (GAMES PLAYED/STARTED - 71/70, 5/5)

- Has appeared in 71 games throughout his six-year career, making 70 starts
- Named Associated Press All-Pro first team in 2017

2019 (w/ JAX - 5/5)

- **9/8 vs. K.C.:** Started at LG
- **9/15 at HOU:** Started at LG
- **9/19 vs. TEN:** Started at LG and played in all 54 offensive snaps
- **9/29 at DEN:** Started at LG, aiding in RB **Leonard Fournette's** career-high 225 yards rushing and an average of 7.1 yards per carry and 269 total net rushing yards, the second-most in franchise history
- **10/6 at CAR:** Started at LG, helping RB **Leonard Fournette** eclipse the 100-yard mark in back-to-back games for the first time since his rookie season in 2017

2018 (w/ JAX - 11/11)

- Appeared in 11 contests for the Jaguars, starting each contest at LG
- **9/9 at NYG:** Started at LG and helped the team rush for 137 yards in his Jaguars debut
 - **9/16 vs. N.E.:** Started at LG and was part of the unit that did not allow a sack
 - **9/30 vs. NYJ:** Started at LG and helped the team rush for 126 yards
 - **10/7 at K.C.:** Started at LG and played all 83 offensive snaps
 - **11/11 at IND:** Started at LG and did not allow a sack while playing all 75 offensive plays
 - **11/18 vs. PIT:** Started at LG and helped the team rush for 179 yards

2017 (w/ CAR - 16/16, 1/1)

Led an offensive line that paved the way for the fourth-ranked ground attack to rush for 2,102 yards (131.3 rushing yards per game) ... Part of a unit that allowed just 35 sacks on the season

2016 (w/ CAR - 16/16)

Started at left guard for the first time in his career and was the team's only offensive lineman to start all 16 games at the position in which he opened the season ... Carolina boasted the 10th-ranked rushing attack and averaged 113.4 yards per game ... Contributed to a Carolina offense that averaged a 31:44 time of possession, the third-highest mark in team history

2015 (w/ CAR - 13/13, 3/3)

Started 13 regular season games and all three postseason contests, including Super Bowl 50 vs. Denver ... Helped the team set a franchise-record and NFL-leading 500 points scored

2014 (w/ CAR - 10/9, 2/2)

Opened holes for the Panthers to rank seventh in the NFL in rushing, including a league-leading 975 yards over the last five games



COLLEGE (AT OHIO STATE, 2010-13)

- Played in 50 games with 39 starts at Ohio State
- Three-time All-Big Ten Conference selection
- Started final 34 games of career at left guard
- Graduated with a degree in communications

PERSONAL

- Attended Anderson (Cincinnati, Ohio) High School

77



CEDRIC OGBUEHI

OFFENSIVE LINEMAN

6-5 | 308 LBS. | 4-25-1992

TEXAS A&M

ALLEN, TEXAS

ACQ: UNRESTRICTED FREE AGENT 2019

EXP: 5TH YEAR



TRANSACTIONS

Originally drafted by Cincinnati in the first round (21st overall) of the 2015 NFL Draft ... Signed by Jacksonville on 3/16/19

PRO (GAMES PLAYED/STARTED - 38/25, 1/0)

Appeared in 35 games, making 25 starts, during a five-year stint in Cincinnati

2019 (w/ JAX - 3/0)

- **9/8 vs. K.C.:** Did not play (inactive) due to a hamstring injury
- **9/15 at HOU:** Did not play (inactive) due to a hamstring injury
- **9/19 vs. TEN:** Made his Jaguars debut and saw 27 snaps at LT, rotating with OL Cam Robinson
- **9/29 at DEN:** Saw 11 snaps at RG as an extra OL
- **10/6 at CAR:** Saw 14 snaps at RG as an extra OL

2018 (w/ CIN - 2/0)

Played in two games ... Was inactive for Weeks 1-6 ... Saw action on 10/21 at Kansas City ... Inactive for Weeks 11, 13-17

2017 (w/ CIN - 14/13)

Saw action in 14 games, making 13 starts at LT

2016 (w/ CIN - 14/12)

Started at RT for Weeks 1-11 ... Started Week 16 at LT before before being placed on reserve/injured (shoulder) on Dec. 30, prior to the season finale

- **10/23 vs. CLE:** Was part of an offensive unit that had the Bengals' highest net offense since 1990, with a 300-yard passer, a 100-yard receiver and a 100-yard rusher

2015 (w/ CIN - 5/0, 1/0)

Opened his professional career on rehab from a college knee injury ... Saw action in five games

- **12/6 at CLE:** Made his NFL debut, blocking for a 1-yard TD run on his first-career snap

COLLEGE (AT TEXAS A&M, 2011-14)

- Played four seasons (2011-14) at Texas A&M, seeing action in 47 contests and starting 43 games during that time
- In the 2014 Liberty Bowl, his final college game, he finished the game despite suffering a third-quarter knee injury that later was diagnosed as an ACL tear
- Played both G and OT during career, in which Aggies went 35-17 with 4-0 record in bowl games
- As a senior, provided protection for passing attack that led the SEC in passing yards and TDs, and ranked fifth nationally in scoring and total offense
- Named first-team All-America by Walter Camp Foundation in 2014

PERSONAL

- Attended Allen (Texas) High School, where as a senior he earned second-team all-state honors and played in the U.S. Army All-American Bowl
- Associated Press First-Team All-State selection as a junior
- Earned bachelor's degree from Texas A&M in recreation, parks and tourism sciences



89



JOSH OLIVER

TIGHT END

6-5 | 249 LBS | 3/21/1997

SAN JOSE STATE

PASO ROBLES, CALIFORNIA

ACQ: THIRD ROUND OF 2019 DRAFT (69TH)

EXP: ROOKIE



TRANSACTIONS

Originally drafted by Jacksonville in the third round (69th overall) of the 2019 NFL Draft

PRO (GAMES PLAYED/STARTED - 0/0)

Rookie TE who was drafted by Jacksonville in the third round (69th overall) of the 2019 NFL Draft

2019 (w/ JAX - 0/0)

- 9/8 vs. K.C.: Inactive
- 9/15 at HOU: Inactive
- 9/19 vs. TEN: Inactive
- 9/29 at DEN: Inactive
- 10/6 at CAR: Inactive

COLLEGE (AT SAN JOSE STATE, 2015-18)

- Appeared in 49 games with 36 starts in four seasons with the Spartans
- Three-time Academic All-Mountain West award winner and a recipient of the Arthur Ashe Jr. Sports Scholar award in 2017
- Became the fourth TE in school history with 1,000-plus career receiving yards
- Competed in the 2019 Senior Bowl
- Ranked third nationally among FBS TEs and led the team with 56 receptions during his senior campaign in 2018

PERSONAL

- Played TE, DE and LB at Paso Robles (Calif.) High School
- Was also a forward on the basketball team
- Father, Rene, played college football for Cal Poly
- Uncle, Clancy, was a DB for the Pittsburgh Steelers and St. Louis Cardinals
- Second cousin, Darren, pitches in the MLB

REGULAR SEASON RECEIVING STATISTICS

YEAR	TEAM	GP/GS	RECs	YDS	AVG.	LG	TD
2019	JAX	0/0	0	0	0.0	0	0
NFL totals: 1 yr.		0/0	0	0	0.0	0	0

2019 GAME-BY-GAME STATISTICS

DATE	OPP	RECs	YDS	AVG.	LG	TD
09/08	vs. Kansas City		Inactive (hamstring)			
09/15	at Houston		Inactive (hamstring)			
09/19	vs. Tennessee		Inactive (hamstring)			
09/29	at Denver		Inactive (hamstring)			
10/06	at Carolina		Inactive (hamstring)			
10/13	vs. New Orleans					
10/20	at Cincinnati					
10/27	vs. N.Y. Jets					
11/03	vs. Houston					
	BYE WEEK					
11/17	at Indianapolis					
11/24	at Tennessee					
12/01	vs. Tampa Bay					
12/08	vs. Los Angeles					
12/15	at Oakland					
12/22	at Atlanta					
12/29	vs. Indianapolis					
2019 totals:		0	0	0.0	0	0

THE JOSH OLIVER FILE

On what fans would be surprised to know about him: I like to snowboard. At a young age, my family and I went to the slopes, and I've liked it ever since.

On what he knew about the Jaguars before being drafted: I was a big Vince Young fan growing up, and he played the Jaguars two times every year.

On the first thing he'll buy with his paycheck: Probably some food. Put the rest in savings.

On his nickname growing up: J.O. My initials.

On what animal he would be: A gorilla. Something fierce.

On what he would do if he didn't play football: I would probably be a businessman. I don't know what, but probably in business.


On a current Jaguar he looks up to: Jalen Ramsey.

Best advice he ever received: Outwork your competition.

NOTE THE QUOTE: ON TE JOSH OLIVER

"Highly athletic. He has a lot of athletic ability. He's got good hands, can stretch the field. He gives you a weapon that I think we really need. I like the makeup of the person. We had him in on a visit and he was very impressive, in person and as a man."

- Assistant Director of Player Personnel **Andy Dengler**



46



MATTHEW ORZECH

LONG SNAPPER
6-3 | 246 LBS | 4-12-1995
AZUSA PACIFIC
MENIFEE, CALIFORNIA
ACQ: WAIVERS (BALTIMORE) 2019
EXP: ROOKIE



TRANSACTIONS

Originally signed by Baltimore as an undrafted rookie on May 3, 2019... Waived by Baltimore on 8/30/19... Signed by Jacksonville on 9/1/19

PRO (GAMES PLAYED - 5)

Rookie LS who spent the 2019 offseason with the Ravens before signing with Jacksonville prior to Week 1

2019 (w/ JAX - 5)

- **9/8 vs. K.C.:** Handled the team's long snapping duties in Week 1
- **9/15 at HOU:** Handled the team's long snapping duties in Week 2
- **9/19 vs. TEN:** Handled the team's long snapping duties in Week 3
- **9/29 at DEN:** Handled the team's long snapping duties in Week 4, including on K Josh Lambo's game-winning 33-yard FG
- **10/6 at CAR:** Handled the team's long snapping duties in Week 5

COLLEGE (AT AZUSA PACIFIC, 2013-18)

- Appeared in 45 games (eight starts) as a TE and special teams player for the Cougars
- As a senior in 2018, tallied eight receptions for 139 yards while also recording seven special teams tackles
- Sat out the 2016 season and missed most of the 2017 campaign (knee)
- As a junior, appeared in all 10 games for the Cougars as a reserve TE and blocking specialist while also handling the long snapping duties
- Played in all 11 games as a sophomore reserve TE in 2014
- Played in 11 games as a long snapper during his freshman campaign in 2013

PERSONAL

- Attended Paloma Valley (Menifee, Calif) High School where he played TE and DE
- As a senior in 2012, helped lead the Wildcats to a 9-4 record, tallying six receptions for 97 yards and one TD along with 55 tackles (18 solo) and 9.0 sacks
- Also lettered two years in baseball as a pitcher and first baseman
- His father, **Matt Orzech**, played football at Iowa State
- Last name pronounced is **ORR-zeck**



33



DEVINE OZIGBO

RUNNING BACK
6-0 | 225 LBS | 10-2-1996
NEBRASKA
SACHSE, TEXAS
ACQ: WAIVERS (NEW ORLEANS) 2019
EXP: ROOKIE



TRANSACTIONS

Originally signed by New Orleans as an undrafted rookie on 5/6/19... Waived by New Orleans on 8/31/19 ... Claimed off waivers by Jacksonville on 9/1/19

PRO (GAMES PLAYED/STARTED - 1/0)

Rookie RB spent the 2019 offseason with New Orleans before being claimed off waivers by Jacksonville before Week 1

2019 (w/ JAX - 1/0)

- **9/8 vs. K.C.:** Did not play (inactive)
- **9/15 at HOU:** Did not play (inactive)
- **9/19 vs. TEN:** Did not play (inactive)
- **9/29 at DEN:** Did not play (inactive)
- **10/6 at CAR:** Appeared in his first career NFL game, seeing action on special teams

COLLEGE (AT NEBRASKA, 2015-18)

- Was a three-year starter for Nebraska, playing in 41 games with 20 starts and finishing his college career with 419 carries for 2,196 yards (5.2 avg.) and 21 TDs, while also adding 49 receptions for 488 yards (10.0 avg.)
- In 2018, appeared in 12 games and was Nebraska's leading rusher with 155 carries for 1,082 yards (7.0 avg.) and 12 rushing TDs, earning third-team All-Big Ten
- Appeared in 10 games in 2017 and was Nebraska's leading rusher with 129 carries for 493 yards (3.8 avg.) and three TDs, earning honorable mention All-Big Ten honors

PERSONAL

- Attended Sachse (Texas) High School where he earned first-team All-District 11 honors in the 5A ranks for his outstanding play as a senior
- Ranked among the nation's top 60 RBs by Rivals.com, 247 Sports and ESPN
- Participated in track, helping the school earn a top-five district finish in 2014

REGULAR SEASON STATISTICS

YEAR	TEAM	GP/GS	NO	RUSHING				RECEIVING			
				YDS	AVG	LG	TD	NO	YDS	AVG	LG
2019	JAX	1/0	0	0	0.0	0	0	0	0	0.0	0
NFL totals: 1 yr.			1/0	0	0.0	0	0	0	0	0.0	0

2019 GAME-BY-GAME STATISTICS

DATE	OPP	RUSHING					RECEIVING				
		NO	YDS	AVG	LG	TD	NO	YDS	AVG	LG	TD
09/08	vs. Kansas City					Inactive					
09/15	at Houston					Inactive					
09/19	vs. Tennessee					Inactive					
09/29	at Denver					Inactive					
10/06	at Carolina	0	0	0	0	0	0	0	0	0	0
10/13	vs. New Orleans										
10/20	at Cincinnati										
10/27	vs. N.Y. Jets										
11/03	vs. Houston										
BYE WEEK											
11/17	at Indianapolis										
11/24	at Tennessee										
12/01	vs. Tampa Bay										
12/08	vs. Los Angeles										
12/15	at Oakland										
12/22	at Atlanta										
12/29	vs. Indianapolis										
2019 totals:		0	0	0.0	0	0	0	0	0.0	0	0



JALEN RAMSEY

CORNERBACK
6-1 | 208 LBS | 10-24-1994
FLORIDA STATE
SMYRNA, TENNESSEE
ACQ: FIRST ROUND OF 2016 DRAFT (5TH)
EXP: 4TH YEAR



TRANSACTIONS

Originally drafted by Jacksonville in the first round (fifth overall) of the 2016 NFL Draft

PRO (GAMES PLAYED/STARTED - 51/51, 3/3)

- Career totals include 211 tackles, 45 PDs and nine INTs
- Has tallied 11 career games with multiple passes defended, the most through three seasons in franchise history
- Earned first career Pro Bowl nod and was named first-team All-Pro CB by the Associated Press in 2017
- Earned his second consecutive Pro Bowl nod in 2018
- Has started all 51 career games played in

2019 (w/ JAX - 3/3)

- **9/8 vs. K.C.:** Started at LCB and registered five solo tackles
- **9/15 at HOU:** Started at LCB and totaled four solo tackles and one pass defended
- **9/19 vs. TEN:** Started at LCB and finished second on the team tying a career-high eight tackles (five solo) and one forced fumble
- **9/29 at DEN:** Inactive due to a back injury
- **10/6 at CAR:** Inactive due to a back injury

2018 (w/ JAX - 16/16)

Started all 16 games for the third consecutive season ... Earned his second consecutive Pro Bowl nod after recording 65 tackles (62 solo), three INTs and 13 passes defended

- **11/18 vs. PIT:** Started at LCB and tied for the team lead with eight tackles and recorded two INTs, the first multi-INT game of his career and finished with three passes defended ... Became the youngest player in franchise history to post multiple INTs in a single game

2017 (w/ JAX - 16/16, 3/3)

Part of a secondary that was ranked the number one passing defense in the NFL ... Recorded 63 tackles, 17 passes defended and four INTs and en route to his first Pro Bowl appearance

- **1/7 vs. BUF:** Started at LCB and recorded two solo tackles, one pass defended and the game-clinching INT with 32 seconds remaining in the fourth quarter

2016 (w/ JAX - 16/16)

Led all NFL rookies with 14 passes defended ... One of four rookies to return an INT for a TD in the NFL ... Named AFC Defensive Player of the Week for Week 16 after registering four solo tackles, four passes defended and an INT-TD against Tennessee ... Joined K.C.'s **Marcus Peters** as the only rookie CBs over the last eight seasons to tally 50-plus tackles, at least one pick-six and one forced fumble during their rookie year

- **10/16 at CHI:** Started at RCB and posted two solo tackles and the game-clinching pass defended on fourth down with 1:03 remaining in the fourth quarter ... Limited Bears WR **Alshon Jeffrey** to one catch for three yards on six targets in the second half
- **12/18 at HOU:** Started at RCB and recorded four solo tackles, one INT, which he returned 35 yards, five passes defended and one forced fumble ... His five passes defended were the second-most in the NFL in 2016 and most by a rookie since 2013

COLLEGE (AT FLORIDA STATE, 2013-15)

- Started all 41 games in three years at Florida State
- Finished career with 180 tackles (119 solo), 23 passes defended, 15.5 tackles for loss, 5.0 sacks, three forced fumbles, three INTs and two fumble recoveries
- Decided to forgo his final year of eligibility in 2016 and declare for the NFL Draft
- Became Florida State's 36th consensus All-American
- All-ACC First Team, AFCA First Team All-America, Walter Camp First Team All-America, ESPN.com First Team All-America as a senior
- Started all 14 games for the Seminoles' third-ranked defense (281.4) and the nation's top pass defense (156.6) as a CB and FS in 2013

PERSONAL

- Attended Brentwood (Tenn.) Academy, where he was rated a five-star prospect by both Rivals.com and Scout.com and a four-star according to ESPN and

247Sports

- U.S. Army All-America selection
- Twitter handle is @jalenramsey

REGULAR SEASON STATISTICS

YEAR	TEAM	GP/GS	TKL	SOLO	ASST	SACKS	FF	FR	PD	INT
2016	JAX	16/16	65	55	10	0.0	1	0	14	2
2017	JAX	16/16	63	52	11	0.0	0	0	17	4
2018	JAX	16/16	65	62	3	0.0	0	0	13	3
2019	JAX	3/3	17	13	4	0.0	1	0	1	0
NFL totals: 4 yrs.		51/51	210	182	28	0.0	2	0	45	9

Single Game Career Highs

Tackles:

9 (9/19/19 vs. TEN)

Passes Defended:

5 (12/18/16 at HOU)

Interceptions:

2 (11/18/18 vs. PIT)

Forced Fumbles:

1 (twice; last: 9/19/19 vs. TEN)

POSTSEASON STATISTICS

YEAR	TEAM	GP/GS	TKL	SOLO	ASST	SACKS	FF	FR	PD	INT
2017	JAX	3/3	8	7	1	0.0	0	0	1	1
NFL totals: 4 yrs.		3/3	8	7	1	0.0	0	0	1	1

2019 GAME-BY-GAME STATISTICS

DATE	OPP	TKL	SOLO	ASST	SACKS	FF	FR	PD	INT
09/08	vs. Kansas City	5	5	0	0.0	0	0	0	0
09/15	at Houston	4	4	0	0.0	0	0	1	0
09/19	vs. Tennessee	8	4	4	0.0	1	0	0	0
09/29	at Denver				Inactive (back)				
10/06	at Carolina				Inactive (back)				
10/13	vs. New Orleans								
10/20	at Cincinnati								
10/27	vs. N.Y. Jets								
11/03	vs. Houston								
BYE WEEK									
11/17	at Indianapolis								
11/24	at Tennessee								
12/01	vs. Tampa Bay								
12/08	vs. L.A. Chargers								
12/15	at Oakland								
12/22	at Atlanta								
12/29	vs. Indianapolis								
2019 totals:		17	13	4	0.0	1	0	1	0



76



WILL RICHARDSON JR.



OFFENSIVE LINEMAN
6-6 | 306 LBS | 1-4-1996
NORTH CAROLINA STATE
BURLINGTON, NORTH CAROLINA
ACQ: DRAFTED IN THE FOURTH ROUND (129TH)
EXP: 2ND YEAR

TRANSACTIONS

Originally drafted by Jacksonville in the fourth round (129th overall) of the 2018 NFL Draft ... Placed on injured/reserve on 10/20/18

PRO (GAMES PLAYED - 5/2)

Second-year OL whose rookie season was cut short due to injury in 2018

2019 (w/ JAX - 5/2)

- **9/8 vs. K.C.:** Made his NFL debut with a start at LT
- **9/15 at HOU:** Started at LT
- **9/19 vs. TEN:** Saw 27 snaps at RG
- **9/29 at DEN:** Saw action at RG, rotating with OL **A.J. Cann** and aiding in RB **Leonard Fournette's** career high 225 yards rushing and an average of 7.1 yards per carry and 269 total net rushing yards, the second-most in franchise history
- **10/6 at CAR:** Saw 45 snaps at RG, helping RB **Leonard Fournette** eclipse the 100-yard mark in back-to-back games for the first time since his rookie season in 2017

2018 (w/ JAX - 0/0)

Inactive for the first five games of the season, before being active in Week 6 but not playing ... Placed on injured reserve on Oct. 20

COLLEGE (AT NORTH CAROLINA STATE, 2014-17)

- Appeared in 34 games with 32 starts at OT for the Wolfpack
- Started all 11 games and was named Second-Team All-ACC by the league and the Atlantic Coast Sports Media Association in 2017 and was part of an offensive line that ranked second in the Power 5 in sacks allowed
- Did not allow a sack during his senior season in 2017

PERSONAL

- Attended Cummings (Burlington, N.C.) High School, where he was a two-time Burlington Times-News All-Region Selection
- Special talents includes beat boxing



74



CAM ROBINSON

OFFENSIVE LINEMAN

6-6 | 320 LBS | 10-9-1995

ALABAMA

WEST MONROE, LOUISIANA

ACQ: SECOND ROUND OF 2017 DRAFT (34TH)

EXP: 3RD YEAR



TRANSACTIONS

Drafted by Jacksonville in the second round (34th overall) of the 2017 draft on choice obtained from Seattle for Jaguars' second-round (35th) and sixth-round (187th overall) picks ... Placed on injured/reserve on 9/17/18

PRO (GAMES PLAYED/STARTED - 20/20, 3/3)

- Third-year LT who started 15 of the team's 16 regular season games and all three postseason games as a rookie in 2017
- Started in the team's first two games in 2018 before suffering a season-ending knee injury

2019 (w/ JAX - 3/3)

- **9/8 vs. K.C.:** Did not play (inactive) due to a right knee injury
- **9/15 at HOU:** Did not play (inactive) due to a right knee injury
- **9/19 vs. TEN:** Saw his first action since a knee injury on 9/16/18 and started at LT, totaling 27 offensive snaps
- **9/29 at DEN:** Started at LT, aiding in RB **Leonard Fournette's** career-high 225 yards rushing and an average of 7.1 yards per carry and 269 total net rushing yards, the second-most in franchise history
- **10/6 at CAR:** Started at LT, helping RB **Leonard Fournette** eclipse the 100 yard mark in back-to-back games for the first time since his rookie season in 2017

2018 (w/ JAX - 2/2)

Started in the first two games of the season before having his 2018 campaign end early due to injury (knee)

- **9/9 at NYG:** Started at LT and helped the team rush for 137 yards
- **9/16 vs. N.E.:** Started at LT, but left the game in the first quarter and did not return (knee)

2017 (w/ JAX - 15/15, 3/3)

Part of an offensive line that helped the team lead the league in rushing for the first time in franchise history and allowed a franchise low 24 sacks

- **9/10 at HOU:** Made his NFL debut and started at LT and helped pave the way for the team to rush for 155 yards ... Did not allow a sack
- **9/24 vs. BAL:** Started at LT and helped the team rush for 166 yards and did not allow a sack
- **10/1 at NYJ:** Started at LT and helped the team rush for 175 yards
- **10/8 at PIT:** Started at LT and helped the team rush for 231 yards
- **10/15 vs LAR:** Started at LT and helped the team rush for 169 yards
- **11/5 vs. CIN:** Started at LT helped the team rush for 149 yards ... Part of a unit that did not allow a sack for the third time this season
- **11/12 vs. LAC:** Started at LT and helped the team rush for 135 yards
- **11/19 at CLE:** Started at LT and helped the team rush for 139 yards
- **12/10 vs. SEA:** Started at LT and helped the team rush for 156 yards and did not allow a sack
- **12/17 vs. HOU:** Started at LT and helped the team rush for 138 yards
- **1/14 at PIT:** Started at LT and helped the team rush for 164 yards and did not allow a sack

COLLEGE (AT ALABAMA, 2014-16)

- Started all 43 games at LT during his three seasons
- Paved the way for 28 100-yard rushing performances
- Unanimous All-American Outland Trophy winner, given annually to the nation's top interior lineman on offense or defense and in 2015
- Named to the All-SEC first team by both the conference coaches and the Associated Press
- Earned freshman All-American honors by Sporting News and the Football Writers Association of America

PERSONAL

- Played at West Monroe (Louisiana) High School for Head Coach **Jerry Arledge**
- Parade Magazine All-American
- First-team All-USA selection by the USA Today
- Rated as the No. 2 player in the nation by Scout.com
- ESPN rated him the No. 1 offensive tackle, No. 2 player in the state and No. 2 prospect in the ESPN 300





JOSH ROBINSON

CORNERBACK
5-10 | 200 LBS | 1-8-1991
CENTRAL FLORIDA
FORT LAUDERDALE, FLA.
ACQ: FREE AGENT 2019
EXP: 8TH YEAR



TRANSACTIONS

Originally drafted by Minnesota in the third round (66th overall) of the 2012 NFL Draft... Signed by Tampa Bay on 3/15/16... Signed by New Orleans on 10/4/18... Signed by Jacksonville on 7/26/19

PRO (GAMES PLAYED/STARTED - 90/21, 2/0)

- Career totals include 148 tackles (130 solo), 15 passes defended, five INTs and two forced fumbles
- Spent four seasons with Minnesota (2012-15), two with Tampa Bay (2016-18) and one with New Orleans (2018) before signing with Jacksonville as an unrestricted free agent in 2019.

2019 (w/ JAX - 5/0)

- **9/8 vs. K.C.:** Saw action on special teams in his Jaguars debut, recording one tackle
- **9/15 at HOU:** Saw action on special teams
- **9/19 vs. TEN:** Saw action on special teams
- **9/29 at DEN:** Saw action on special teams
- **10/6 at CAR:** Assisted on one special teams tackle

2018 (w/ N.O. - 11/0)

Appeared in 11 games, compiling four tackles

2017 (w/ T.B. - 11/0)

Saw action in 11 games, recording five tackles and a forced fumble on special teams

- **12/31 vs. N.O.:** Tackled a punt returner for a 7-yard loss, forcing a fumble, which was recovered by teammate and returned 7 yards for a touchdown.

2016 (w/ T.B. - 16/0)

Saw action in all 16 games primarily on special teams, notching 12 special teams tackles

2015 (w/ MIN - 5/0, 1/0)

Saw action in five games, making two special teams tackles

2014 (w/ MIN - 16/5)

Played in all 16 games, starting five, and registering a career-best 39 tackles (37 solo), eight passes defended and three INTs

- **9/7 at STL:** Recorded one INT and two passes defended
- **9/28 vs. ATL:** Made one INT while amassing two passes defended
- **11/23 vs. CAR:** Recorded one INT which he returned a career-best 23 yards

2013 (w/ MIN - 10/10)

Started in 10 games for Minnesota, compiling 54 tackles (44 solo), four passes defended, three TFL, one forced fumble and one QB hit

2012 (w/ MIN - 16/6, 1/0)

- Saw action in all 16 games for the Vikings as a rookie, starting six
- Amassed 53 tackles (49 solo), two INTs and three passes defended
- **9/8 at DET:** Made his NFL debut at Detroit, amassing four tackles and one forced fumble

COLLEGE (AT CENTRAL FLORIDA, 2009-11)

- Started 35-of-38 games at Central Florida (2009-11), totaling 176 tackles, 36 passes defended, 10 INTs (147 return yards, two TDs), two fumble recoveries (56 return yards, one TD) and one forced fumble
- Earned first-team All-Conference USA as a junior and sophomore, while being named second-team All-CUSA as a true freshman.
- Notched 15 passes defended as a junior (2011), tied for the second-most in a single season in school history.
- Recorded six INTs as a true freshman (2009), setting a freshman record and tying for the second-most in a season in team history.

PERSONAL

- Attended Plantation (Fla.) High School
- He and his wife have two sons, Jesse and Judah

REGULAR SEASON STATISTICS

YEAR	TEAM	GP/GS	TKL	SOLO	ASST	SACKS	FF	FR	PD	INT
2012	MIN	16/6	53	49	4	0.0	0	0	3	2
2013	MIN	10/10	54	44	10	0.0	0	0	4	0
2014	MIN	16/5	39	37	2	0.0	1	0	8	3
2015	MIN	5/0	0	0	0	0.0	0	0	0	0
2016	T.B.	16/0	0	0	0	0.0	0	0	0	0
2017	T.B.	11/0	0	0	0	0.0	0	0	0	0
2018	N.O.	11/0	2	2	0	0.0	0	0	0	0
2019	JAX	5/0	0	0	0	0.0	0	0	0	0
NFL totals: 9 yrs.		90/21	148	132	16	0.0	1	0	15	5

Additional statistics: special teams tackles (30); 2012 - three, 2013 - four, 2014 - one, 2015 - two, 2016 - 12, 2017 - four, 2018 - two, 2019 - two

Single Game Career Highs

Tackles:

12 (9/29/13 vs. PIT)

INTs:

1 (five times; last 12/14/14 at DET)

Forced fumbles:

1 (9/8/13 at DET)

Special Teams Tackles:

2 (six times; last 12/31/17 vs. N.O.)

Passes defended:

2 (three times)

POSTSEASON STATISTICS

YEAR	TEAM	GP/GS	TKL	SOLO	ASST	SACKS	FF	FR	PD	TFL	INT
2012	MIN	1/0	0	0	0	0.0	0	0	0	0	0
2015	MIN	1/0	2	2	0	0.0	0	0	0	0	0
NFL totals: 2 yrs.		2/0	2	2	0	0.0	0	0	0	0	0

2019 GAME-BY-GAME STATISTICS

DATE	OPP	TKL	SOLO	ASST	SACKS	FF	FR	PD	INT
09/08	vs. Kansas City	0	0	0	0.0	0	0	0	0
09/15	at Houston	0	0	0	0.0	0	0	0	0
09/19	vs. Tennessee	0	0	0	0.0	0	0	0	0
09/29	at Denver	0	0	0	0.0	0	0	0	0
10/06	at Carolina	0	0	0	0.0	0	0	0	0
10/13	vs. New Orleans								
10/20	at Cincinnati								
10/27	vs. N.Y. Jets								
11/03	vs. Houston								
BYE WEEK									
11/17	at Indianapolis								
11/24	at Tennessee								
12/01	vs. Tampa Bay								
12/08	vs. L.A. Chargers								
12/15	at Oakland								
12/22	at Atlanta								
12/29	vs. Indianapolis								
2019 totals:		0	0	0	0.0	0	0	0	0

Additional statistics: Two special teams tackles

98



DONTAVIUS RUSSELL

DEFENSIVE TACKLE

6-3 | 320 LBS | 9-18-1995

AUBURN

CARROLLTON, GEORGIA

ACQ: SEVENTH ROUND OF 2019 DRAFT (235TH)

EXP: ROOKIE



TRANSACTIONS

Originally drafted by Jacksonville in the seventh round (235th overall) of the 2019 NFL Draft

PRO (GAMES PLAYED/STARTED - 2/0)

Rookie DT who was drafted by Jacksonville in the seventh round (235th overall) of the 2019 NFL Draft

2019 (w/ JAX - 2/0)

- **9/8 vs. K.C.:** Made his NFL debut, seeing action at DT and registering one tackle
- **9/15 at HOU:** Saw action at DT
- **9/19 vs. TEN:** Inactive
- **9/29 at DEN:** Inactive
- **10/6 at CAR:** Inactive

COLLEGE (AT AUBURN, 2015-18)

- Played in 52 collegiate games (49 starts) and made 153 tackles (57 solo), 17 tackles for loss, 6.0 sacks, five passes defended, one forced fumble and one fumble recovery
- Played in all 13 games as a senior in 2018, registering 36 tackles, six tackles for loss and 1.5 sacks

PERSONAL

- Played at Carrollton (Ga.) High School and recorded 62 tackles, 7.5 tackles for loss and 3.0 sacks as a senior, earning first-team all-state honors
- Uncle, **Dennis Wallace**, played at Auburn
- Majored in health services administration because his mother was a nurse and he was always around a hospital setting growing up

REGULAR SEASON STATISTICS

YEAR	TEAM	GP/GS	TKL	SOLO	ASST	SACKS	FF	FR	PD	TFL
2019	JAX	2/0	1	1	0	0.0	0	0	0	0
NFL totals: 1 yr.		2/0	1	1	0	0.0	0	0	0	0

2019 GAME-BY-GAME STATISTICS

DATE	OPP	TKL	SOLO	ASST	SACKS	FF	FR	PD	TFL
09/08	vs. Kansas City	1	1	0	0.0	0	0	0	0
09/15	at Houston	0	0	0	0.0	0	0	0	0
09/19	vs. Tennessee				Inactive				
09/29	at Denver				Inactive				
10/06	at Carolina				Inactive				
10/13	vs. New Orleans								
10/20	at Cincinnati								
10/27	vs. N.Y. Jets								
11/03	vs. Houston								
BYE WEEK									
11/17	at Indianapolis								
11/24	at Tennessee								
12/01	vs. Tampa Bay								
12/08	vs. L.A. Chargers								
12/15	at Oakland								
12/22	at Atlanta								
12/29	vs. Indianapolis								
2019 totals:		1	1	0	0.0	0	0	0	0

THE DONTAVIUS RUSSELL FILE

What fans would be surprised to know about him: I really enjoy cooking. I cook for my family all the time. My favorite thing to cook is steak.

On his hidden talents: I really enjoy singing. If you get to close to me, you'll know I sing all the time.

On who is most responsible for getting him to this point: I think my mother and father are probably the most important. They both looked after me with academics and athletics.

On what he would do if he didn't play football: If I was not playing football, I would be working in health care. I really wanted to be a health administrator growing up because my mom was a nurse.

Best advice ever received: Not to listen to what people tell you that you can and can't do.

69



TYLER SHATLEY

OFFENSIVE LINEMAN
6-3 | 310 LBS | 5-5-1991
CLEMSON
ICARD, NORTH CAROLINA
ACQ: ROOKIE FREE AGENT 2014
EXP: 6TH YEAR



TRANSACTIONS

Originally signed by Jacksonville as an undrafted rookie on 5/12/14 ... Re-signed with Jacksonville on 3/29/19

PRO (GAMES PLAYED/STARTED - 67/15, 3/0)

- Sixth-year veteran has appeared in 67 games and making 15 starts during that time
- Was one of three undrafted rookies to make the opening day roster in 2014

2019 (w/ JAX - 5/0)

- 9/8 vs. K.C.: Saw action on special teams
- 9/15 at HOU: Saw action on special teams
- 9/19 vs. TEN: Saw action on special teams
- 9/29 at DEN: Saw action on special teams
- 10/6 at CAR: Saw action on special teams

2018 (w/ JAX - 15/6)

Stepped in as the starting center after OL **Brandon Linder** was placed on reserve/injured prior to Week 11

- 11/11 at IND: Saw action at C in relief of OL **Brandon Linder** beginning in the third quarter and did not allow a sack while playing 38 offensive plays
- 11/18 vs. PIT: Started at C and helped the team rush for 179 yards after taking over for C **Brandon Linder** (knee)
- 11/25 at BUF: Started at C and helped the team rush for 226 yards

2017 (w/ JAX - 16/4, 3/0)

Part of an offensive line that helped the team lead the league in rushing for the first time in franchise history and allowed a franchise low 24 sacks

- 11/5 vs. CIN: Started at C helped the team rush for 149 yards ... Part of a unit that did not allow a sack for the third time this season
- 11/12 vs. LAC: Saw extensive action at LG and helped the team rush for 135 yards and served as the team's long snapper on FGs after LS **Matt Overton** exited the game with a shoulder injury ... Snapped for the game-tying and game-winning FGs

2016 (w/ JAX - 16/4)

Made two starts at C and two at LG while seeing action in all 16 games

- 9/25 vs. BAL: Started at C and played in all 66 offensive snaps
- 1/1 at IND: Started at LG, helping the team rush for 182 yards

2015 (w/ JAX - 13/0)

Saw action in 13 games, primarily on special teams

2014 (w/ JAX - 1/0)

Earned spot on opening day roster after joining club as a rookie free agent ... Was inactive for 15 games

- 11/9 vs. DAL: Made NFL debut and played RG for the entire second half

COLLEGE (AT CLEMSON 2009-13)

- Began his career as a fullback for the Tigers, before moving to the defensive line in 2010 and the offensive line in the spring of 2012
- Played in 51 games with 27 starts
- Started 25 games on offense over his final two seasons and registered 60 knockdowns on 1,776 snaps
- As a senior in 2013, was a team captain and earned third-team All-ACC honors
- As a junior in 2013, named a Strength & Conditioning All-American by the NSCA
- Graduated with a degree in civil engineering

PERSONAL

- Attended East Burke (Icard, N.C.) High School where he was the No. 3 rated FB in the nation by Tom Lemming
- Did not play on the offensive line in HS
- As a FB, had 2,000 rushing yards and 31 TDs in his junior and senior seasons
- Also served as the team's punter and averaged 40.7 yards per punt
- Full name is Christian Tyler Shatley
- Twitter handle is @tyler_shatley



94



DAWUANE SMOOT

DEFENSIVE END
6-3 | 264 LBS | 3-2-1995
ILLINOIS
GROVEPORT, OHIO
ACQ: THIRD ROUND OF 2017 DRAFT (68TH)
EXP: 3RD YEAR



TRANSACTIONS

Originally drafted by Jacksonville in the third round (68th overall) of the 2017 NFL Draft

PRO (GAMES PLAYED/STARTED - 29/0, 3/0)

Third-year DE has played in 29 career games

2019 (w/ JAX - 5/0)

- **9/8 vs. K.C.:** Saw action at DE, compiling two solo tackles
- **9/15 at HOU:** Saw action at DE and assisted on one tackle
- **9/19 vs. TEN:** Saw action at DE, posting three tackles (two solo) including his first career sack ... Ended the night with 2.0 sacks
- **9/29 at DEN:** Saw action at DE
- **10/6 at CAR:** Saw action on defense and on special teams

2018 (w/ JAX - 8/0)

- **11/11 at IND:** Made his season debut and recorded one tackle
- **12/2 vs. IND:** Saw action at DL, posting two tackles (one solo) and two QB hurries
- **12/16 vs. WAS:** Recorded one tackle for loss

2017 (w/ JAX - 16/0, 3/0)

- **9/10 at HOU:** Made his NFL debut and recorded one solo tackle
- **9/24 vs. BAL:** Saw action at DE and recorded two solo tackles
- **10/8 at PIT:** Recorded two tackles (one solo) and one tackle for a loss
- **11/19 at CLE:** Recorded two tackles (one solo) and assisted on one special teams tackle
- **11/26 at ARI:** Recorded two solo tackles and also recorded two solo special teams tackles
- **12/24 at S.F.:** Recorded two tackles (one solo)

COLLEGE (AT ILLINOIS, 2013-16)

- Finished his career with 24 straight starts
- Tied for sixth in Illinois history with 38.5 tackles for a loss and eighth with 16.5 career sacks
- Named team captain as a senior, starting all 12 games at defensive tackle and totaled 56 tackles, 15 for a loss, 10 QB pressures, 5.0 sacks, two forced fumbles and one pass defended
- Recorded 8.0 sacks in his junior year

PERSONAL

- Goes by "D.J."
- Attended Groveport Madison (Ohio) High School
- In his final two seasons, totaled 204 tackles, 24.0 sacks, five forced fumbles, four passes defended and one fumble recovery
- Has his own personal YouTube channel, 'Smoot TV', that chronicles his NFL journey on and off the field
- Earned defensive MVP at Madison his junior and senior years

REGULAR SEASON STATISTICS

YEAR	TEAM	GP/GS	TKL	SOLO	ASST	SACKS	FF	FR	PD	TFL
2017	JAX	16/0	15	11	4	0.0	0	0	0	2
2018	JAX	8/0	4	3	1	0.0	0	0	0	0
2019	JAX	5/0	6	4	2	2.0	0	0	0	2
NFL totals: 3 yrs.		29/0	25	18	7	2.0	0	0	0	4

Single Game Career Highs

Tackles:

4 (11/26/17 at ARI)

Sacks:

2.0 (9/19/19 vs. TEN)

POSTSEASON CAREER STATISTICS


YEAR	TEAM	GP/GS	TKL	SOLO	ASST	SACKS	FF	FR	PD	TFL
2017	JAX	3/0	0	0	0	0.0	0	0	0	0
NFL totals: 3 yrs.		3/0	0	0	0	0.0	0	0	0	0

2019 GAME-BY-GAME STATISTICS

DATE	OPP	TKL	SOLO	ASST	SACKS	FF	FR	PD	TFL
09/08	vs. Kansas City	2	2	0	0.0	0	0	0	0
09/15	at Houston	1	0	1	0.0	0	0	0	0
09/19	vs. Tennessee	3	2	1	2.0	0	0	0	2
09/29	at Denver	0	0	0	0.0	0	0	0	0
10/06	at Carolina	0	0	0	0.0	0	0	0	0
10/13	vs. New Orleans								
10/20	at Cincinnati								
10/27	vs. N.Y. Jets								
11/03	vs. Houston								
BYE WEEK									
11/17	at Indianapolis								
11/24	at Tennessee								
12/01	vs. Tampa Bay								
12/08	vs. L.A. Chargers								
12/15	at Oakland								
12/22	at Atlanta								
12/29	vs. Indianapolis								
2019 totals:		6	4	2	2.0	0	0	0	2



87



GEOFF SWAIM

TIGHT END
6-4 | 260 LBS | 9-16-1993
TEXAS
CHICO, CALIFORNIA
ACQ: UNRESTRICTED FREE AGENT 2019
EXP: 5TH YEAR



TRANSACTIONS

Originally drafted by Dallas in the seventh round (246th overall) of the 2015 NFL Draft ... Signed with Jacksonville on 3/15/19

PRO (GAMES PLAYED/STARTED - 42/19)

Career totals include 47 receptions for 396 yards and one TD

2019 (w/ JAX - 5/1)

- **9/8 vs. K.C.:** Caught four passes for 17 yards in his Jaguars debut
- **9/15 at HOU:** Saw action at TE, hauling in three passes for 14 yards (4.7 avg.)
- **9/19 vs. TEN:** Hauled in one pass for eight yards
- **9/29 at DEN:** Made his first start of the season, registering three catches for 17 yards (5.7 avg.)
- **10/6 at CAR:** Caught one pass for 4 yards

2018 (w/ DAL - 9/9)

Played in nine games (all starts) and tallied a career-high 26 receptions for 242 yards and one TD prior to being placed on IR

- **9/30 vs. DET:** Caught three passes for 39 yards, including his first career TD
- **10/7 at HOU:** Totaled a career-high 55 receiving yards on three receptions (18.3)

2017 (w/ DAL - 15/2)

Played in a career-high 15 games - starting two - and finished with two catches for 25 yards while helping the club rush for 2,170 yards, its first back-to-back 2,000-yard rushing seasons since 1998-99

2016 (w/ DAL - 9/6)

Started six of the nine games he played, catching six passes for 69 yards before a pectoral injury landed him on IR

2015 (w/ DAL - 4/0)

Saw action in four games as a rookie

COLLEGE (AT TEXAS, 2013-14)

- Started all 13 games, spending most of his time helping block for a running game that rushed for 1,786 yards and seven TDs as a senior ... Totaled 13 catches for 84 yards
- Played at Butte College in Oroville, Calif. for two years prior to transferring to Texas

PERSONAL

- Earned all-selection and all-league honors as a senior linebacker at Pleasant Valley (Chico, Calif.) High School after totaling 124 tackles, 6.0 sacks and one INT as a senior

REGULAR SEASON STATISTICS

YEAR	TEAM	GP/GS	RECs	YDS	AVG.	LG	TD
2015	DAL	4/1	1	0	0.0	0	0
2016	DAL	9/6	6	69	11.5	28	0
2017	DAL	15/2	2	25	12.5	18	0
2018	DAL	9/9	26	242	9.3	43	1
2019	JAX	5/1	12	60	5.0	9	0
NFL totals: 5 yrs.		42/19	47	396	8.4	43	1

Single Game Career Highs

Receptions:
5 (9/23/18 at SEA)

Longest reception:
43 (10/7/18 at HOU)

Receiving yards:
55 (10/7/18 at HOU)

Receiving touchdowns:
1 (9/30/18 at DET)

2019 GAME-BY-GAME STATISTICS

DATE	OPP	RECs	YDS	AVG.	LG	TD
09/08	vs. Kansas City	4	17	4.3	5	0
09/15	at Houston	3	14	4.7	9	0
09/19	vs. Tennessee	1	8	8.0	8	0
09/29	at Denver	3	17	5.7	9	0
10/06	at Carolina	1	4	4.0	4	0
10/13	vs. New Orleans					
10/20	at Cincinnati					
10/27	vs. N.Y. Jets					
11/03	vs. Houston					
	BYE WEEK					
11/17	at Indianapolis					
11/24	at Tennessee					
12/01	vs. Tampa Bay					
12/08	vs. L.A. Chargers					
12/15	at Oakland					
12/22	at Atlanta					
12/29	vs. Indianapolis					
2019 totals:		12	60	5.0	9	0



75



JAWAAN TAYLOR

OFFENSIVE LINEMAN
6-5 | 312 LBS | 11-25-1997
FLORIDA
COCOA, FLORIDA
ACQ: SECOND ROUND OF 2019 DRAFT (35TH)
EXP: ROOKIE



TRANSACTIONS

Originally drafted by Jacksonville in the second round (35th overall) of the 2019 NFL Draft

PRO (GAMES PLAYED/STARTED - 5/5)

Rookie OL was drafted by Jacksonville in the second round (35th overall) of the 2019 NFL Draft

2019 (w/ JAX - 5/5)

- **9/8 vs. K.C.:** Started at RT in his NFL debut
- **9/15 at HOU:** Started at RT
- **9/19 vs. TEN:** Started at RT and played all 54 offensive snaps
- **9/29 at DEN:** Started at RT, aiding in RB **Leonard Fournette's** career-high 225 yards rushing and an average of 7.1 yards per carry and 269 total net rushing yards, the second-most in franchise history
- **10/6 at CAR:** Started at RT, helping RB **Leonard Fournette** eclipse the 100 yard mark in back-to-back games for the first time since his rookie season in 2017

COLLEGE (AT FLORIDA, 2016-18)

- Did not miss a game in his three-year career for the Gators, playing in all 37 games with 35 starts (33 at RT, 2 at LT)
- Was part of a Gator offensive line in 2018 that allowed 18 sacks, the 20th-fewest in the NCAA and third-fewest in the SEC, garnering Second Team All-SEC accolades from Athlon Sports
- Declared for the NFL Draft following his junior season

PERSONAL

- Attended Cocoa (Fla.) High School
- Member of the 2015 Florida Class 4A First Team All-State
- As a senior, helped his team to a 10-3 record and reach the Class 4A State Semifinals
- Son of Robert and **Wendy Taylor**

THE JAWAAN TAYLOR FILE

On what would surprise fans about him: I've been playing drums since I was six years old at my church. My grandmother was pastor of the church, so I picked it up and started playing. I play every time I go back to church.

On his hidden talent: Fishing.

On who is most responsible for getting him to this point: Family. My parents and my big brother. They're my support system.

On his nickname growing up: Growing up, my mom called me Waany after Juwan Howard.

On what animal he would be: Lion.

On what he would do if he didn't play football: I would love to work with kids. I also love sports broadcasting.

On the current Jaguars he looks up to: Cam Robinson, Taven Bryan and Calais Campbell

NOTE THE QUOTE: ON OL JAWAAN TAYLOR

"To be able to have Jawaan Taylor at the top of the second round, for us, you talk about something that really, legitimately made the draft and put us in the position where we would have two first rounders for our first two picks. To set that up and then to have Jawaan and be able to do something about that – move up three spots and take him. We just knew at the start of the second round that we could not afford to let him get away as long as he was sitting right there. We didn't think he would make it there, but he did."

- EVP of Football Operations **Tom Coughlin**



70



BRANDON THOMAS

OFFENSIVE LINEMAN
6-3 | 317 LBS | 2-18-1991
CLEMSON
SPARTANBURG, SOUTH CAROLINA
ACQ: FREE AGENT 2018
EXP: 2ND YEAR



TRANSACTIONS

Originally drafted in the third round (100th overall) by San Francisco in the 2014 NFL Draft ... Traded to Detroit on 8/29/16 ... Waived by Detroit on 9/3/16 ... Signed to the practice squad by Detroit on 9/4/16 ... Waived on 9/3/17 ... Signed to the practice squad by Detroit ... Released from the practice squad on 10/14/17 ... Signed to the practice squad by Jacksonville on 10/23/17 ... Released by Jacksonville from the practice squad on 11/23/17 ... Signed to the practice squad on 11/27/17 ... Signed with Jacksonville on 1/22/18 ... Waived on 7/31/18 ... Signed to the practice squad by Jacksonville on 10/16/18 ... Promoted to the 53-man roster on 12/22/18

PRO (GAMES PLAYED/STARTED - 0/0)

Has spent time with San Francisco, Detroit and Jacksonville

2019 (w/ JAX - 0/0)

- 9/8 vs. K.C.: Active, but did not play
- 9/15 at HOU: Active, but did not play
- 9/19 vs. TEN: Inactive
- 9/29 at DEN: Inactive
- 10/6 at CAR: Inactive

2018 (w/ JAX - 0/0)

Spent the offseason with Jacksonville before being waived and later signed to the practice squad prior to Week 7 ... Promoted to the 53-man roster prior to Week 16

- 12/23 at MIA: Inactive
- 12/30 at HOU: Did not play

2017 (DET, JAX - ps)

Spent time on Detroit's and Jacksonville's practice squads

2016 (DET - ps)

Spent the season on Detroit's practice squad

2015 (SF - 0/0)

Did not play

2014 (SF - 0/0)

Placed on injured/reserve to start the season

COLLEGE (AT CLEMSON 2009-13)

- Had 98 knockdowns in 2,765 snaps over 49 games (36 starts) in his career
- Two-time All-ACC selection

PERSONAL

- Attended Dorman (Spartanburg, S.C.) High School
- Member of the All-America 250 by PrepStar

12



DEDE WESTBROOK

WIDE RECEIVER
6-0 | 178 LBS | 11-21-1993
OKLAHOMA
CAMERON, TEXAS
ACQ: FOURTH ROUND OF 2017 DRAFT (110TH)
EXP: 3RD YEAR



TRANSACTIONS

Drafted by Jacksonville in the fourth round (110th overall) of the 2017 draft ... Placed on injured/reserve on 9/8/17 ... Activated to the 53-man roster on 11/18/17

PRO (GAMES PLAYED/STARTED - 28/18, 3/3)

Career totals include 116 receptions for 1,283 yards and seven TDs

2019 (w/ JAX - 5/4)

- **9/8 vs. K.C.:** Started at WR, hauling in five receptions for 30 yards (6.0 avg) and one TD
- **9/15 at HOU:** Started at WR and recorded one reception for 3 yards
- **9/19 vs. TEN:** Caught five passes for 46 yards (9.2 avg.)
- **9/29 at DEN:** Recorded a team-high five receptions for 66 yards (13.2 avg)
- **10/6 at CAR:** Hauled in seven receptions for 82 yards (11.7 avg.)

2018 (w/ JAX - 16/9)

Led the team with 66 receptions for 717 receiving yards and five receiving TDs ... Returned 19 punts for 266 yards (14.0 avg.)

- **9/16 vs. N.E.:** Recorded four receptions for 82 yards, including a career-long 61-yard TD reception, which stretched the lead to 18 with 7:35 remaining in the game
- **9/30 vs. NYJ:** Started at WR and led the team in receiving with nine receptions for a career-high 130 yards (14.4 rec. avg.) and rushed once for 11 yards ... First 100-yard receiving performance of his career
- **12/16 vs. WAS:** Caught three passes for 21 yards and rushed once for 20 yards ... Returned three punts for 84 yards, including a 74-yard punt return for a TD, which is tied for the third-longest punt return TD in franchise history

2017 (w/ JAX - 7/5, 5/3)

Activated to the 53-man active roster prior to the team's Week 11 game at Cleveland ... Totaled 27 receptions for 339 yards and one TD in seven games

- **11/26 at ARI:** Led the team with six receptions for 41 yards
- **12/3 vs. IND:** Made his first career start at WR and recorded six receptions for 78 yards
- **12/10 vs. SEA:** Started at WR and recorded five receptions for 81 yards and his first career TD, an 18-yard catch in the third quarter

COLLEGE (AT OKLAHOMA, 2015-16)

- Finished career ranked fourth in school history with nine 100-yard receiving games, tied for sixth with 21 TD receptions, seventh with 2,267 career receiving yards and 12th with 126 career receptions, despite playing just two seasons
- One of five Heisman Trophy finalists (along with former OU teammate and current Cleveland QB **Baker Mayfield**) in 2016
- Won the Biletnikoff Award in 2016, given to the nation's most outstanding receiver after he set the OU single-season record with 17 TDs
- Led all Power 5 players in receiving yards (1,524) and receiving TDs per game (1.31) while ranking third in receiving yards per game (117.2)
- Named Big 12 Offensive Newcomer of the Year by league's coaches in 2015
- Started his collegiate career at Blinn (Brenham, Texas) Community College, where he ranked second in the nation with 76 receptions and led junior college ranks with 1,487 yards and 13 TDs in eight games

PERSONAL

- Attended Cameron Yoe (Texas) High School
- Started his own clothing company, Go Crazy, which was inspired by his mother telling him to 'go crazy' in all of his life endeavors in order to be successful

REGULAR SEASON STATISTICS

YEAR	TEAM	GP/GS	RECs	YDS	AVG.	LG	TD
2017	JAX	7/5	27	339	12.6	29	1
2018	JAX	16/9	66	717	10.9	61t	5
2019	JAX	5/4	23	227	9.9	32	1
NFL totals: 3 yrs.		28/18	116	1,283	11.1	61t	7

Additional statistics: 11 carries for 104 yards rushing

Single Game Career Highs

Receptions:
9 (9/30/18 vs. NYJ)

Receiving yards:
130 (9/30/18 vs. NYJ)

Longest reception:
61t (9/16/18 vs. N.E.)

Receiving touchdowns:
1 (seven times, last: 9/8/19 vs. K.C.)

POSTSEASON CAREER STATISTICS

YEAR	TEAM	GP/GS	RECs	YDS	AVG.	LG	TD
2017	JAX	3/3	7	85	12.1	29	0
NFL totals: 2 yrs.		3/3	7	85	12.1	29	0

2019 GAME-BY-GAME STATISTICS

DATE	OPP	RECs	YDS	AVG.	LG	TD
09/08	vs. Kansas City	5	30	6.0	15t	1
09/15	at Houston	1	3	3.0	0	0
09/19	vs. Tennessee	5	46	9.2	28	0
09/29	at Denver	5	66	13.2	32	0
10/06	at Carolina	7	82	11.7	30	0
10/13	vs. New Orleans					
10/20	at Cincinnati					
10/27	vs. N.Y. Jets					
11/03	vs. Houston					
	BYE WEEK					
11/17	at Indianapolis					
11/24	at Tennessee					
12/01	vs. Tampa Bay					
12/08	vs. L.A. Chargers					
12/15	at Oakland					
12/22	at Atlanta					
12/29	vs. Indianapolis					
2019 totals:		23	227	9.9	32	1

PUNT RETURNS

DATE	GAME	NO.	YDS	AVG.	LG	TD
09/08	vs. Kansas City	0	0	0.0	0	0
09/15	at Houston	2	3	1.5	3	0
09/19	vs. Tennessee	2	11	5.5	9	0
09/29	at Denver	2	5	2.5	5	0
10/06	at Carolina	3	17	5.7	15	0
10/13	vs. New Orleans					
10/27	vs. N.Y. Jets					
11/03	vs. Houston					
	BYE WEEK					
11/17	at Indianapolis					
11/24	at Tennessee					
12/01	vs. Tampa Bay					
12/03	vs. Indianapolis					
12/08	vs. L.A. Chargers					
12/15	at Oakland					
12/22	at Atlanta					
12/29	vs. Indianapolis					
2019 totals:		9	36	4.0	15	0



56



QUINCY WILLIAMS

LINEBACKER
5-11 | 225 LBS | 8-28-1996
MURRAY STATE
BIRMINGHAM, ALABAMA
ACQ: THIRD ROUND OF 2019 DRAFT (98TH)
EXP: ROOKIE



TRANSACTIONS

Originally drafted by Jacksonville in the third round (98th overall) of the 2019 NFL Draft

PRO (GAMES PLAYED/STARTED - 5/5)

- Rookie LB was drafted by Jacksonville in the the third round (98th overall) of the 2019 NFL Draft
- Currently ranks second among rookies with 31 tackles in 2019

2019 (w/ JAX - 5/5)

- **9/8 vs. K.C.:** Made his NFL debut with a start at LB, registering four tackles and one TFL
- **9/15 at HOU:** Started at LB and led the team with eight tackles (six solo)
- **9/19 vs. TEN:** Started at LB, amassing eight tackles (four solo)
- **9/29 at DEN:** Started at WLB, posting eight tackles (four solo)
- **10/6 at CAR:** Started at WLB, collecting three tackles (one solo)

COLLEGE (AT MURRAY STATE, 2015-18)

- Played in 43 games at Murray State and registered 231 tackles (142 solo), 18 tackles for loss, nine passes defended, three forced fumbles, three INTs and one fumble recovery.
- Earned First-Team All-Ohio Valley Conference honors as a senior in 2018, recording a team-leading 111 tackles (78 solo), 9.5 tackles for loss, six passes defended, two INTs and two forced fumbles ... Williams' 7.1 solo tackles per game ranked second in the FCS
- Played in 11 games with 10 starts in 2017 as a junior, finishing fourth on the team with 57 tackles

PERSONAL

- Played at Wenonah (Ala.) High School and earned Birmingham Athletic Partnership Defensive Player of the Year as a senior
- Quincy Williams' younger brother, **Quinnen Williams**, attended Alabama and was selected by the New York Jets with the No. 3 overall selection in 2019
- Grew up swimming competitively and competed in the junior olympics

REGULAR SEASON STATISTICS

YEAR	TEAM	GP/GS	TKL	SOLO	ASST	SACKS	FF	FR	PD	TFL	INT
2019	JAX	5/5	31	19	12	0.0	0	0	0	1	0
NFL totals: 1 yr.		5/5	31	19	12	0.0	0	0	0	1	0

Single Game Career Highs

Tackles:

8 (three times; last: 9/29/19 at DEN)

Tackles for loss:

1 (9/8/19 vs. K.C.)

2019 GAME-BY-GAME STATISTICS

DATE	OPP	TKL	SOLO	ASST	SACKS	FF	FR	PD	TFL
09/08	vs. Kansas City	4	4	0	0.0	0	0	0	1
09/15	at Houston	8	6	2	0.0	0	0	0	0
09/19	vs. Tennessee	8	4	4	0.0	0	0	0	0
09/29	at Denver	8	4	4	0.0	0	0	0	0
10/06	at Carolina	3	1	2	0.0	0	0	0	0
10/13	vs. New Orleans								
10/20	at Cincinnati								
10/27	vs. N.Y. Jets								
11/03	vs. Houston								
	BYE WEEK								
11/17	at Indianapolis								
11/24	at Tennessee								
12/01	vs. Tampa Bay								
12/08	vs. L.A. Chargers								
12/15	at Oakland								
12/22	at Atlanta								
12/29	vs. Indianapolis								
2019 totals:		31	19	12	0.0	0	0	0	1

THE QUINCY WILLIAMS FILE

Hidden talents: Swimming and that I like to cook.

On the first thing he will buy with his first paycheck: I'm a huge car person, so probably a car.

On who is most responsible for getting him to this point: My grandad and my siblings. My grandad fought in the Vietnam War, so he has that "get it done" mindset.

On what animal he would be: I would probably be a shark because I love swimming and they are fierce.

On the best advice he ever received: "Get it done" from my grandad.

On what he would do if he didn't play football: I would want to do pharmaceutical sales. I like meeting new people, so that's why I would want to do sales.

NOTE THE QUOTE: ON LB QUINCY WILLIAMS

"Athletically, 4.51 [40-yard dash], 39.5 [inches] vertical jump, 10.4 [feet] standing broad jump, low, really low 4s in terms of his 20-yard shuttle. A guy who you see him on film and see him go sideline to sideline with hits. The obvious comparison is the ability to play on special teams, so we're excited about that ... He's a run-and-hit guy. Fast. Very athletic. You can visualize him as an outstanding special teamer. He has been in coverage. He really did play a lot like a strong safety."

- EVP of Football Operations **Tom Coughlin**



"People had their own opinions and all of that [when I was drafted]. I'm just here to answer the question of, 'Who is Quincy Williams?'"

- LB Quincy Williams

26



JARROD WILSON

SAFETY
6-2 | 210 LBS | 2-9-1994
MICHIGAN
AKRON, OHIO
ACQ: ROOKIE FREE AGENT 2016
EXP: 4TH YEAR



TRANSACTIONS

Originally signed by Jacksonville as an undrafted rookie on 5/1/16

PRO (GAMES PLAYED/STARTED - 52/7, 3/0)

Fourth-year S who has appeared in 52 games, making seven starts

2019 (w/ JAX - 5/5)

- **9/8 vs. K.C.:** Started at SS and recorded five tackles, tied for the team-lead
- **9/15 at HOU:** Started at SS, amassing eight tackles (four solo), including two TFL and added one pass defended
- **9/19 vs. TEN:** Started at FS and notched four tackles (two solo)
- **9/29 at DEN:** Started at FS, posting six tackles (four solo), also adding two special teams tackles
- **10/6 at CAR:** Started at FS, collecting four tackles (two solo) and one TFL

2018 (w/ JAX - 16/2)

Appeared in all 16 games for the second time in his career and recorded a career-high 16 tackles and two passes defended ... Added five special teams tackles

- **12/23 at MIA:** Made his first career start at SS and recorded three tackles
- **12/30 at HOU:** Started at SS and recorded six tackles, including one for a loss, and one pass defended

2017 (w/ JAX - 15/0, 3/0)

Saw action in 15 games and recorded eight special teams tackles

- **11/19 at CLE:** Saw action at S and on special teams, recovering one fumble in the third quarter on CLE S **Jabrill Peppers'** muffed punt
- **1/14 at PIT:** Recorded two passes defended in relief of S **Tashaun Gipson Sr.**, who left the game with a foot injury and did not return

2016 (w/ JAX - 16/0)

- **9/11 vs. GB:** Made his NFL and Jaguars debut and played 12 snaps on special teams

COLLEGE (AT MICHIGAN, 2012-15)

- Four-year letterman for the Wolverines
- Appeared in 48 games with 31 starts during his time in Ann Arbor
- Career totals include 169 tackles, seven passes defended, four INTs, four TFL, one forced fumble and one fumble recovery
- Named a 2015 All-Big Ten honorable mention
- As a senior in 2015, started all 13 games at safety
- As a junior in 2014, started 10 games at safety and totaled 50 tackles and one forced fumble
- Majored in general studies in the College of Literature, Science and the Arts

PERSONAL

- Attended Akron Buchtel (Ohio) High School where he played for former Michigan RB **Ricky Powers**
- Registered 71 tackles and three INTs, including one pick six, as a senior in 2011 en route to first-team All-State honors
- Also lettered in basketball
- His uncle, **Dave Young**, played at Purdue and for the Baltimore Colts

REGULAR SEASON STATISTICS

YEAR	TEAM	GP/GS	TKL	SOLO	ASST	SACKS	FF	FR	PD	INT
2016	JAX	16/0	2	2	0	0.0	0	0	0	0
2017	JAX	15/0	3	3	0	0.0	0	0	0	0
2018	JAX	16/2	16	14	2	0.0	1	0	2	0
2019	JAX	5/5	27	17	10	0.0	0	0	1	0
NFL totals: 4 yrs.		52/7	48	36	12	0.0	1	0	3	0

Single Game Career Highs

Tackles:

9 (9/15/19 at HOU)

Tackles for loss:

2 (9/15/19 at HOU)

Forced fumbles:

1 (11/25/18 at BUF)

Fumble recoveries:

1 (11/19/17 at CLE)

Passes defended:

1 (three times; last: 9/15/19 at HOU)

Additional statistics: Two special teams tackles in 2019

POSTSEASON CAREER STATISTICS

YEAR	TEAM	GP/GS	TKL	SOLO	ASST	SACKS	FF	FR	PD	INT
2017	JAX	3/0	0	0	0	0.0	0	0	2	0
NFL totals: 4 yrs.		3/0	0	0	0	0.0	0	0	2	0

2019 GAME-BY-GAME STATISTICS

DATE	OPP	TKL	SOLO	ASST	SACKS	FF	FR	PD	INT
09/08	vs. Kansas City	5	5	0	0.0	0	0	0	0
09/15	at Houston	8	4	4	0.0	0	0	1	0
09/19	vs. Tennessee	4	2	2	0.0	0	0	0	0
09/29	at Denver	6	4	2	0.0	0	0	0	0
10/06	at Carolina	4	2	2	0.0	0	0	0	0
10/13	vs. New Orleans								
10/20	at Cincinnati								
10/27	vs. N.Y. Jets								
11/03	vs. Houston								
BYE WEEK									
11/17	at Indianapolis								
11/24	at Tennessee								
12/01	vs. Tampa Bay								
12/08	vs. L.A. Chargers								
12/15	at Oakland								
12/22	at Atlanta								
12/29	vs. Indianapolis								
2019 totals:		27	17	10	0.0	0	0	1	0

Additional statistics: Two special teams tackles



42



ANDREW WINGARD

SAFETY
6-0 | 209 LBS | 12-5-1996
WYOMING
ARVADA, COLORADO
ACQ: ROOKIE FREE AGENT 2019
EXP: ROOKIE



TRANSACTIONS

Originally signed by Jacksonville as an undrafted rookie on May 10, 2019

PRO (GAMES PLAYED/STARTED - 5/0)

Rookie S is the only rookie free agent on the active 53-man roster who participated in Jacksonville's 2019 training camp

2019 (w/ JAX - 5/0)

Leads the team with five special teams tackles

- **9/8 vs. K.C.:** Made his NFL debut, seeing action at S and on special teams, and totaled one solo tackle and two special teams tackles
- **9/15 at HOU:** Saw action on special teams, making one tackle
- **9/19 vs. TEN:** Saw action on special teams, playing in 22 snaps
- **9/29 at DEN:** Saw action on special teams and assisted on one special teams tackle
- **10/6 at CAR:** Saw action on defense and special teams, assisting on a defensive tackle and recording a solo tackle on special teams

COLLEGE (AT WYOMING, 2015-18)

- Played at Wyoming from 2015-18 and finished second in school history with 454 tackles while adding 18 passes defended, 10 INTs and five forced fumbles
- Recorded 87 tackles (46 solo), three passes defended and two INTs as a senior in 2018, earning first-team All-Mountain West honors
- Named first-team All-Mountain West as a junior in 2017 after totaling 114 tackles and a career-high five INTs
- Recorded 131 total tackles in 2016, which ranked fourth in the FBS and first in the Mountain West
- Played in all 12 games (11 starts) as a freshman in 2015 and registered 122 total tackles
- His 6.9 solo tackles per game ranked No. 1 in the Mountain West and No. 4 in the NCAA

PERSONAL

- Attended Ralston Valley (Arvada, Colo.) High School and rushed for 1,653 yards on 190 carries in his senior season
- Earned first-team All-State honors after totaling 2,702 all-purpose yards
- Father, Dan, was a punter at the University of Nebraska
- Avid skier and golfer

REGULAR SEASON STATISTICS

YEAR	TEAM	GP/GS	TKL	SOLO	ASST	SACKS	FF	FR	PD	INT
2019	JAX	5/0	2	1	1	0.0	0	0	0	0
NFL totals: 1 yr.		5/0	2	1	1	0.0	0	0	0	0

Additional statistics: Five special teams tackles in 2019

2019 GAME-BY-GAME STATISTICS

DATE	OPP	TKL	SOLO	ASST	SACKS	FF	FR	PD	INT
09/08	vs. Kansas City	1	1	0	0.0	0	0	0	0
09/15	at Houston	0	0	0	0.0	0	0	0	0
09/19	vs. Tennessee	0	0	0	0.0	0	0	0	0
09/29	at Denver	0	0	0	0.0	0	0	0	0
10/06	at Carolina	1	0	1	0.0	0	0	0	0
10/13	vs. New Orleans								
10/20	at Cincinnati								
10/27	vs. N.Y. Jets								
11/03	vs. Houston								
	BYE WEEK								
11/17	at Indianapolis								
11/24	at Tennessee								
12/01	vs. Tampa Bay								
12/08	vs. L.A. Chargers								
12/15	at Oakland								
12/22	at Atlanta								
12/29	vs. Indianapolis								
2019 totals:		2	1	1	0.0	0	0	0	0





RECORD BOOK

TEAM RECORDS



WINS / LOSSES

REGULAR SEASON RECORD

172-217

HOME RECORD

104-90

ROAD RECORD

68-127

MOST CONSECUTIVE WINS

10/3/99 through 12/19/99	11
11/24/96 through 9/22/97	8
12/14/97 through 10/12/98	7
12/18/05 through 9/18/06	5
11/6/05 through 12/4/05	5

MOST CONSECUTIVE HOME WINS

9/29/96 through 11/30/97	13
10/17/99 through 9/17/00	7
11/5/17 through 9/16/18	6
12/18/05 through 11/5/06	6
9/13/98 through 12/6/98	6

MOST CONSECUTIVE ROAD WINS

9/19/99 through 12/19/99	7
11/20/05 through 12/25/05	4
12/14/97 through 9/27/98	4
Five streaks tied, last: 10/8/17 through 11/19/17	3

MOST CONSECUTIVE LOSSES

12/3/12 through 10/27/13	13
10/23/16 through 12/18/16	9
10/7/18 through 11/25/18	7
9/30/12 through 11/18/12	7
10/29/95 through 12/17/95	7

MOST CONSECUTIVE HOME LOSSES

12/9/12 through 11/17/13	7
9/16/12 through 11/8/12	5
10/23/16 through 12/11/16	4
10/5/08 through 11/23/08	4
12/1/02 through 9/14/03	4

MOST CONSECUTIVE ROAD LOSSES

12/29/13 through 11/8/15	13
10/21/12 through 10/13/13	10
10/29/95 through 11/17/96	10
12/29/02 through 12/28/03	9
Three streaks tied, last: 10/27/16 through 1/1/17	6

POSTSEASON RECORD

7-7

HOME POSTSEASON RECORD

3 - 1

AWAY POSTSEASON RECORD

4-6

SCORING

MOST POINTS SCORED IN A SEASON

2017	417
2007	411
1999	396
1997	394
1998	392

MOST POINTS SCORED IN A GAME

12/13/15 vs. Indianapolis	51
12/23/07 vs. Oakland	49
12/3/00 vs. Cleveland	48
12/17/17 vs. Tennessee	45
11/1/98 at Baltimore	45

MOST POINTS SCORED - FIRST QUARTER

vs. Philadelphia (W, 38-21, 10/12/97)	21
at New Orleans (L, 24-41, 11/4/07)	17
vs. Tennessee (W, 40-13, 1/1/06)	17
at Tennessee (W, 30-24, 11/2/97)	17
at Baltimore (L, 36-39, 9/10/00)	17

MOST POINTS SCORED - SECOND QUARTER

at Baltimore (W, 45-19, 11/1/98)	28
vs. Tampa Bay (W, 41-14, 12/11/11)	28
vs. Buffalo (W, 34-31, 10/25/15)	27
vs. Houston (W, 45-7, 12/17/17)	24
at Detroit (W, 38-14, 11/9/08)	21
vs. Pittsburgh (W, 21-3, 9/9/01)	21

MOST POINTS SCORED - THIRD QUARTER

vs. Seattle (W, 30-24, 12/10/17)	21
vs. Indianapolis (W, 51-16, 12/13/15)	21
vs. Oakland (W, 38-81, 12/12/10)	21
vs. Cleveland (W, 48-0, 12/3/00)	21
vs. Cincinnati (W, 30-13, 11/11/01)	21

MOST POINTS SCORED - FOURTH QUARTER

at Baltimore (W, 30-23, 11/28/99)	23
vs. Indianapolis (W, 51-16, 12/13/15)	21
vs. Houston (W, 37-17, 10/14/07)	21
at Houston (W, 38-20, 12/24/05)	21
vs. Indianapolis (L, 31-41, 12/10/95)	21

MOST POINTS SCORED - FIRST HALF

at Baltimore (W, 45-19, 11/1/98)	42
vs. Houston (W, 45-7, 12/17/17)	31
vs. Tampa Bay (W, 41-14, 12/11/11)	28
vs. Oakland (W, 49-11, 12/23/07)	28
vs. N.Y. Jets (W, 41-0, 10/8/06)	28

MOST POINTS SCORED - SECOND HALF

vs. Cleveland (W, 48-0, 12/3/00)	28
vs. Seattle (W, 30-24, 12/10/17)	27
vs. New Orleans (W, 41-23, 11/21/99)	24
at Pittsburgh (W, 30-9, 10/8/17)	23
at Arizona (L, 24-27, 11/26/17)	21
vs. Oakland (W, 49-11, 12/23/07)	21
at Dallas (W, 35-17, 10/31/10)	21

FEWEST POINTS SCORED IN A SEASON

2011	243
2018	245
2013	247
2012	255
2004	261

FEWEST POINTS SCORED IN A GAME

10/11/09 at Seattle	0
12/26/04 vs. Houston	0
12/17/95 at Detroit	0
9/8/13 vs. Kansas City	2
12 times, last: 9/29/13 vs. Indianapolis	3

FEWEST POINTS ALLOWED IN A SEASON

1999	217
2017	268
2005	269
2006	274
2004	280

FEWEST POINTS ALLOWED IN A GAME

vs. Indianapolis (W, 6-0, 12/2/18)	0
at Indianapolis (W, 27-0, 10/22/17)	0
vs. New York Jets (W, 41-0, 10/8/06)	0
vs. Pittsburgh (W, 9-0, 9/18/06)	0
vs. Houston (W, 27-0, 12/7/03)	0
vs. Cleveland (W, 48-0, 12/3/00)	0
vs. Cincinnati (W, 13-0, 9/17/00)	0

MOST POINTS ALLOWED IN A SEASON

2013	449
2015	448
2012	444
2010	419
1995	404

MOST POINTS ALLOWED IN A GAME

9/28/15 at New England	51
12/20/98 at Minnesota	50
11/12/95 vs. Seattle	47
09/22/13 at Seattle	45
Three games tied, last: 12/24/17 at San Francisco	44

MOST POINTS ALLOWED IN FIRST QUARTER

11/23/97 at Cincinnati	21
9/8/19 vs. Kansas City	17
10/17/17 vs. L.A. Rams	17
12/29/13 at Indianapolis	17
11/23/08 vs. Minnesota	17
11/4/07 at New Orleans	17

MOST POINTS ALLOWED IN SECOND QUARTER

Denver, 10/25/98	24
at Tennessee, 10/27/16	24
Seven times, last: 11/29/15 vs. San Diego	21

MOST POINTS ALLOWED IN THIRD QUARTER

at Tennessee, 9/17/17	17
at New England, 9/27/15	17
at Tennessee, 12/17/06	17
at Indianapolis, 9/21/03	17
at Baltimore, 9/10/00	15

MOST POINTS ALLOWED IN FOURTH QUARTER

Chicago, 10/7/12	28
Minnesota, 12/28/98	24
Six times, last: 12/24/17 at San Francisco	21

MOST POINTS IN A GAME, BOTH TEAMS

12/6/15; Jaguars (39), at Tennessee (42)	81
11/18/12; Jaguars (37), at Houston (43)	80
12/24/17; Jaguars (33) at San Francisco (44)	77
11/12/95; Jaguars (30), vs. Seattle (47)	77

FEWEST POINTS IN A GAME, BOTH TEAMS

12/2/18; Jaguars (6), vs. Indianapolis (0)	6
11/14/99; Jaguars (6), vs. Baltimore (3)	9
9/18/06; Jaguars (9), vs. Pittsburgh (0)	9
9/3/95; Jaguars (3), vs. Houston (10)	13
9/17/00; Jaguars (13), vs. Cincinnati (0)	13
11/16/03; Jaguars (3), at Ten. (10)	13
9/19/04; Jaguars (7), vs. Denver (6)	13
9/18/05; Jaguars (3), at Ind. (10)	13

TEAM RECORDS



SCORING

MOST POINTS IN THE FIRST QUARTER, BOTH TEAMS

11/4/07; Jaguars (17), at New Orleans (17).....	34
10/15/17; Jaguars (14), vs. L.A. Rams (17).....	31
11/23/97; Jaguars (7), at Cincinnati (21).....	28
9/8/19; Jaguars (7), vs. Kansas City (17).....	24
11/23/08; Jaguars (7), vs. Minnesota (17).....	24
11/2/97; Jaguars (17), at Tennessee (7).....	24

MOST POINTS IN THE SECOND QUARTER, BOTH TEAMS

10/25/15; Jaguars (27), vs. Buffalo (10).....	37
12/11/11; Jaguars (28), vs. Tampa Bay (7).....	35
12/17/09; Jaguars (14), vs. Indianapolis (21).....	35
11/1/98; Jaguars (28), at Baltimore (6).....	34
10/25/98; Jaguars (7), at Denver (24).....	31

MOST POINTS IN THE THIRD QUARTER, BOTH TEAMS

12/10/17; Jaguars (21), vs. Seattle (10).....	31
12/31/06; Jaguars (14), at Kansas City (14).....	28
12/12/10; Jaguars (21), vs. Oakland (7).....	28
9/22/13; Jaguars (10), at Seattle (14).....	24
Six times, last: 10/10/10; Jaguars (14) at Buffalo (7)	21

MOST POINTS IN THE FOURTH QUARTER, BOTH TEAMS

12/6/15; Jaguars (20), at Tennessee (21).....	41
12/23/00; Jaguars (15), at N.Y. Giants (21).....	36
12/24/17; Jaguars (14), at San Francisco (21).....	35
12/10/95; Jaguars (21), vs. Indianapolis (14).....	35
11/28/99; Jaguars (23), at Baltimore (7).....	30

MOST TOUCHDOWNS SCORED IN A SEASON

2007.....	50
2017.....	47
1998.....	47
2015.....	44
1997.....	43

MOST TOUCHDOWNS SCORED IN A GAME

vs. Oakland (W, 49-11, 12/23/07).....	7
vs. Indianapolis (W, 51-16, 12/13/15).....	7
Four times, last: at Tennessee (L, 39-42, 12/6/15).....	6

MOST TOUCHDOWNS ALLOWED IN A SEASON

2013.....	52
2015.....	51
2010.....	50
2012.....	48
1995.....	46

MOST TOUCHDOWNS ALLOWED IN A GAME

Eight times, last: 12/6/15 at Tennessee	6
---	---

MOST EXTRA POINTS SCORED IN A SEASON

2007.....	46
1998.....	45
1997.....	41
2006.....	41
2010.....	41

MOST EXTRA POINTS SCORED IN A GAME

12/23/07 vs. Oakland	7
11/1/98 at Baltimore	6
12/3/00 vs. Cleveland	6
12/13/15 vs. Indianapolis	6

MOST EXTRA POINTS ALLOWED IN A SEASON

2013.....	52
2010.....	48
2015.....	48
2012.....	46
1995.....	45

MOST EXTRA POINTS ALLOWED IN A GAME

Six times, last: 9/28/15 at New England	6
---	---

MOST TWO-POINT CONVERSIONS SCORED IN A SEASON

1996.....	5
1999.....	4
2004.....	4

MOST TWO-POINT CONVERSIONS SCORED IN A GAME

11/28/99 at Baltimore.....	2
----------------------------	---

MOST TWO-POINT CONVERSIONS ALLOWED IN A SEASON

2007.....	3
Six times, last: 2010	2

MOST TWO-POINT CONVERSIONS ALLOWED IN A GAME

In 22 games.....	1
------------------	---

MOST FIELD GOALS SCORED IN A SEASON

1997.....	31
1999.....	31
2017.....	30
1996.....	30
2000.....	29

MOST FIELD GOALS SCORED IN A GAME

Five times, last: 10/10/10 at Buffalo.....	5
--	---

MOST FIELD GOALS ALLOWED IN A SEASON

2016.....	38
2012.....	36
1998.....	30
1996.....	28
2001.....	28

MOST FIELD GOALS ALLOWED IN A GAME

12/1/02 vs. Pittsburgh.....	6
9/22/96 at New England	5
10/8/00 vs. Baltimore	5

MOST DEFENSIVE TDS IN A SEASON

2017.....	7
1999.....	3
2007.....	3
1998.....	2
2001.....	2
2005.....	2
2008.....	2
2011.....	2
2013.....	2
2015.....	2
2018.....	2

MOST DEFENSIVE TDS IN A GAME

10/8/17 at Pittsburgh.....	2
11/30/14 vs. New York Giants.....	2
10/25/15 vs. Buffalo.....	2
29 times, last: 12/23/18 at Miami.....	1

MOST OPPONENT DEFENSIVE TDS IN A SEASON

2015.....	7
2014.....	6
2012.....	5
1996.....	4
2004.....	4
2013.....	4

MOST OPPONENT DEFENSIVE TDS IN A GAME

12/17/06 at Tennessee.....	3
11/15/98 at Pittsburgh.....	2
10/7/12 vs. Chicago.....	2
12/30/12 at Tennessee.....	2
11/20/16 at Detroit	2

MOST SPECIAL TEAMS TDS IN A SEASON

1999.....	3
1995.....	2
1997.....	2
1998.....	2
2011.....	2

MOST SPECIAL TEAMS TDS IN A GAME

12/3/95 at Denver.....	2
------------------------	---

MOST OPPONENT SPECIAL TEAMS TDS IN A SEASON

2006.....	3
2000.....	2
2004.....	2
2005.....	2
2007.....	2
2009.....	2
2012.....	2

MOST OPPONENT SPECIAL TEAMS TDS IN A GAME

11/14/04 vs. Detroit	2
12/30/07 at Houston.....	2
12/30/12 at Tennessee.....	2

TEAM RECORDS



SCORING

LARGEST MARGIN OF VICTORY

12/3/00 vs. Cleveland (48-0).....	48
10/8/06 vs. New York Jets (41-0).....	41
12/17/17 vs. Houston (45-7).....	38
12/23/07 vs. Oakland (49-11).....	38
9/12/99 vs. San Francisco (41-3).....	38

LARGEST MARGIN OF DEFEAT

12/17/95 at Detroit (0-44).....	44
10/11/09 at Seattle (0-41).....	41
12/20/98 at Minnesota (10-50).....	40
10/7/12 at Chicago (3-41).....	38
Two times, last: 9/27/15 at New England (17-51).....	34

MOST CONSECUTIVE QUARTERS SCORED

12/2/07 at Indianapolis to 12/30/07 at Hou.....	19
10/3/99 at Pittsburgh to 11/7/99 at Atl.....	19



MOST CONSECUTIVE QUARTERS ALLOWING POINTS

9/11/11 at Ten. to 10/9/11 vs. Cin.....	16
12/30/01 vs. K.C. to 9/15/02 at K.C.....	14
10/3/10 vs. Ind. to 10/31/10 at Dal.....	14
12/9/12 vs. N.Y.J. to 12/30/12 at Ten.....	14
10/8/00 vs. Bal. to 10/29/00 at Dal.....	13
11/26/95 vs. Cin. to 12/17/95 at Det.....	13

MOST CONSECUTIVE QUARTERS HELD SCORELESS

12/26/04 vs. Hou. (4) & 1/2/05 at Oak. (1).....	5
9/8/13 vs. KC (3) & 9/15/13 at Oak. (1).....	4
12/17/95 at Detroit (4).....	4
10/11/09 at Seattle (4).....	4
9/18/11 at NYJ (3) & 9/25/11 at Car. (1).....	4

MOST CONSECUTIVE SHUTOUT QUARTERS BY DEFENSE

11/30/03 vs. TB (2) & 12/7/03 vs. HOU (4).....	6
10/22/17 at IND (4) & 11/5/17 vs. Cin (1).....	5
12/3/00 vs. CLE (4) & 12/10/00 vs. ARI (1).....	5
9/18/06 vs. PIT (4) & 9/24/06 at IND (1).....	5
10/8/06 vs. NYJ (4) & 10/22/06 at HOU (1).....	5
10/16/11 at PIT (2) & 10/24/11 vs. BAL (3).....	5

LONGEST SCORING DRIVE (YARDS)

10/8/17 at Pittsburgh (3 plays, TD).....	98
10/31/99 at Cincinnati (9 plays, TD).....	98
11/11/18 at Indianapolis (5 plays, TD).....	97
9/3/00 at Baltimore (15 plays, TD).....	97
Three times, last: 12/5/04 vs. Pittsburgh (9 plays, FG).....	96

LONGEST SCORING DRIVE (PLAYS)

12/16/07 at Pittsburgh (74 yards, TD).....	20
Six times, last 10/20/13 vs. San Diego (68 yards, FG).....	18

LONGEST SCORING DRIVE (TIME)

9/21/08 at Indianapolis (18 plays, 82 yds, FG)...	12:18
9/23/07 at Denver (18 plays, 80 yds, TD).....	11:44
12/2/07 at Indianapolis (16 plays, 84 yds, TD)...	11:10
10/7/07 at Kansas city (18 plays, 77 yds, FG)....	10:55
09/29/19 at Denver (16 plays, 75 yards, TD).....	10:24

SHORTEST SCORING DRIVE (YARDS)

1/1/12 vs. Indianapolis (4 plays, FG).....	-10
9/10/95 at Cincinnati (5 plays, FG).....	-7
10/24/11 vs. Baltimore (4 plays, FG).....	-3
11/5/06 vs. Tennessee (4 plays, FG).....	-2
10/1/06 at Washington (4 plays, FG).....	-1

SHORTEST SCORING DRIVE (TIME)

9/8/96 vs. Houston (1 play, 3 yards, TD).....	0:04
12/23/07 vs. Oakland (1 play, 2 yards, TD).....	0:04
9/19/19 VS. TENNESSEE (1 PLAY, 7 YARDS, TD)...	0:05
12/1/13 at Cleveland (1 play, 0 yd, FG).....	0:05
11/25/07 vs. Buffalo (1 play, 17 yd, TD).....	0:05
Two times, last: 12/3/00 vs. Cleveland (1 play, 8 yards, TD)....	0:06

POSSESSION / FIRST DOWNS

HIGHEST TIME OF POSSESSION

12/17/06 at Tennessee.....	44:22
10/18/09 vs. St. Louis.....	42:12
11/14/04 vs. Detroit.....	41:44
9/21/08 at Indianapolis.....	41:35
10/20/96 at St. Louis.....	41:34

HIGHEST OPPONENT TIME OF POSSESSION

9/6/12 vs. Houston.....	43:17
11/18/12 at Houston.....	41:40
11/1/09 at Tennessee.....	41:35

LOWEST TIME OF POSSESSION

9/6/12 vs. Houston.....	16:43
11/18/12 at Houston.....	18:20
11/1/09 at Tennessee.....	18:16

LOWEST OPPONENT TIME OF POSSESSION

12/17/06 at Tennessee.....	15:38
10/18/09 vs. St. Louis.....	17:48
11/14/04 vs. Detroit.....	18:16

MOST FIRST DOWNS -- SEASON

2017.....	332
1999.....	331
2010.....	330
2007.....	328
1995.....	325

MOST FIRST DOWNS -- GAME

10/20/96 at St. Louis.....	36
10/18/96 vs. St. Louis.....	33
12/24/17 at San Francisco.....	32
Three times, last: 12/24/05 at Houston.....	30

FEWEST FIRST DOWNS -- SEASON

2011.....	251
2012.....	269
2014.....	271
2013.....	271
2002.....	275

FEWEST FIRST DOWNS -- GAME

12/26/04 vs. Houston.....	6
9/19/04 vs. Denver.....	8
9/14/14 at Washington.....	8
Three times, last: 12/18/16 at Houston.....	9

MOST FIRST DOWNS ALLOWED -- SEASON

2012.....	364
2015.....	362
2013.....	353
2014.....	330
2002.....	324

MOST FIRST DOWNS ALLOWED -- GAME

11/18/12 at Houston.....	39
9/28/15 at New England.....	35
9/14/14 at Washington.....	32
11/4/07 at New Orleans.....	32
10/2/11 vs. New Orleans.....	30

FEWEST FIRST DOWNS ALLOWED -- SEASON

1999.....	248
2000.....	252
2017.....	257
2006.....	259
2011.....	272

TEAM RECORDS



FIRST DOWNS

FEWEST FIRST DOWNS ALLOWED -- GAME

12/3/00 vs. Cleveland	2
12/17/06 at Tennessee.....	5
12/7/03 vs. Houston.....	7
Three times, last: 11/5/17 vs. Cincinnati.....	8

MOST FIRST DOWNS, BOTH TEAMS -- GAME

12/24/17, Jaguars (32), at San Francisco (26)	58
10/7/18, Jaguars (29), at Kansas City (26)	55
11/18/12, Jaguars (17), at Houston (39) (OT).....	56
11/24/96, Jaguars (23), at Baltimore (29) (OT).....	52
11/21/99, Jaguars (30), vs. New Orleans (21).....	51

FEWEST FIRST DOWNS, BOTH TEAMS -- GAME

11/28/99, Jaguars (9), vs. Baltimore (13).....	22
11/27/11, Jaguars (14), vs. Houston (9).....	23
9/3/95, Jaguars (10), Houston (14).....	24

MOST FIRST DOWNS RUSHING -- SEASON

2010	148
2006	127
2007	127
2003	118
1999	117

MOST FIRST DOWNS, PENALTY -- GAME

12/5/13 vs. Houston	7
11/2/12 at Buffalo.....	7
11/25/18 at Buffalo.....	6
11/15/15 at Baltimore.....	6

FEWEST FIRST DOWNS, PENALTY -- SEASON

2002	14
2009	16
2000	16
1997	18
2006	18

FEWEST FIRST DOWNS, PENALTY -- GAME

83 times, last: 12/16/18 vs. Washington0

MOST FIRST DOWNS RUSHING, OPPONENT -- SEASON

2012	133
1995	121
2013	121
2014	107

MOST FIRST DOWNS RUSHING, OPPONENT -- GAME

9/16/12 vs. Houston	16
9/9/07 vs. Tennessee	15
12/2/12 at Buffalo.....	14
10/27/13 vs. San Francisco.....	14
12/1/02 vs. Pittsburgh.....	13

FEWEST FIRST DOWNS RUSHING, OPPONENT -- SEASON

1999	72
2011	73
2005	79

MOST FIRST DOWNS RUSHING -- GAME

12/5/10 at Tennessee.....	16
12/10/06 vs. Indianapolis.....	16
1/2/11 at Houston.....	15
11/28/10 at New York Giants.....	15
12/3/00 vs. Cleveland.....	15

FEWEST FIRST DOWNS RUSHING -- SEASON

2015	69
2013	71
2016	75
2012	76
2001	85

FEWEST FIRST DOWNS RUSHING -- GAME

9/29/13 vs. Indianapolis.....	0
11 times, last: 11/20/16 at Detroit.....	1

MOST FIRST DOWNS PASSING -- SEASON

2015	215
2016	207
1996	208
1999	194
Two times: 2017,2000.....	193

FEWEST FIRST DOWNS RUSHING, OPPONENT -- GAME

5 times, last: 9/20/15 vs. Miami0

MOST FIRST DOWNS PASSING, OPPONENT -- SEASON

2015	222
2014	200
2013	200
2012	194
2011	175

MOST FIRST DOWNS PASSING, OPPONENT -- GAME

11/18/12 at Houston.....	26
11/4/07 at New Orleans.....	25
10/3/10 vs. Indianapolis.....	23
9/21/14 vs. Indianapolis.....	22

FEWEST FIRST DOWNS PASSING, OPPONENT -- SEASON

2017	143
2006	143
2000	144
2005	158
2018	162

FEWEST FIRST DOWNS PASSING, OPPONENT -- GAME

12/3/00 vs. Cleveland.....	0
5 times, last: 12/17/06 vs. Miami.....	3

MOST FIRST DOWNS BY PENALTY, OPPONENT -- SEASON

2016	38
2015	38
2018	37
2012	37
2013	32

MOST FIRST DOWNS PASSING -- GAME

10/20/96 at St. Louis.....	24
9/16/18 vs. New England.....	22
10/7/18 at Kansas City.....	20
12/24/17 at San Francisco.....	20
11/28/99 at Baltimore.....	20

FEWEST FIRST DOWNS PASSING-- SEASON

2011	122
2006	147
1998	153
2014	154
2002	156

FEWEST FIRST DOWNS RUSHING -- GAME

12/2/18 vs. Indianapolis.....	2
12/26/04 vs. Houston.....	2
9/23/12 at Indianapolis.....	3
12/13/09 vs. Miami.....	3
10/29/06 at Philadelphia.....	3
12/20/98 at Minnesota.....	3

MOST FIRST DOWNS, PENALTY -- SEASON

2016	39
2017	38
2012	36
2005	34
2014	31

MOST FIRST DOWNS BY PENALTY, OPPONENT -- GAME

9/10/17 at Houston	8
11/18/18 vs. Pittsburgh.....	6
10/28/12 at Green Bay.....	6
10/16/05 at Pittsburgh.....	6
9/29/96 vs. Carolina.....	6

FEWEST FIRST DOWNS BY PENALTY, OPPONENT -- SEASON

2007	13
2009	16
1999	17

FEWEST FIRST DOWNS BY PENALTY, OPPONENT -- GAME

74 times, last: 10/29/18 vs. Philadelphia.....0



TEAM RECORDS



TOTAL NET YARDS

MOST NET YARDS GAINED -- SEASON

2017.....	5,855
1996.....	5,760
2007.....	5,719
2000.....	5,690
1999.....	5,586

MOST NET YARDS GAINED -- GAME

10/20/96 at St. Louis.....	538
9/20/98 vs. Baltimore.....	519
10/22/17 at Indianapolis.....	518
10/6/19 AT CAROLINA.....	507
9/30/18 vs. N.Y. Jets.....	503

FEWEST NET YARDS GAINED -- SEASON

2011.....	4,149
1995.....	4,495
2014.....	4,634
2013.....	4,701
2012.....	4,788

FEWEST NET YARDS GAINED -- GAME

9/16/12 vs. Houston.....	117
12/30/18 at Houston.....	119
12/26/04 vs. Houston.....	126
11/14/99 vs. Baltimore.....	132
9/3/95 vs. Houston.....	146

MOST NET YARDS ALLOWED -- SEASON

2012.....	6,088
2013.....	6,070
2015.....	6,000
2010.....	5,949
2014.....	5,932

MOST NET YARDS ALLOWED -- GAME

11/18/12 at Houston.....	653
11/4/07 at New Orleans.....	538
12/27/15 at New Orleans.....	537
9/25/00 at Indianapolis.....	533
9/21/14 vs Indianapolis.....	529

FEWEST NET YARDS ALLOWED -- SEASON

1999.....	4,334
2006.....	4,538
2017.....	4,578
2005.....	4,655
2003.....	4,657

FEWEST NET YARDS ALLOWED -- GAME

12/3/00 vs. Cleveland.....	53
12/17/06 at Tennessee.....	98
12/7/03 vs. Houston.....	124
10/24/11 vs. Baltimore.....	146
11/5/17 vs. Cincinnati.....	148

MOST NET YARDS GAINED, BOTH TEAMS -- SEASON

2015.....	11,581
2010.....	11,409
2009.....	11,022
2012.....	10,876
1996.....	10,845

MOST NET YARDS GAINED, BOTH TEAMS -- GAME

1,111, 11/18/12.....	Jaguars (458), at Houston (653)
970, 11/4/07.....	Jaguars (432) at New Orleans (538)
952, 10/6/19.....	JAGUARS (507) AT CAROLINA (445)
949, 12/27/15.....	Jaguars (412) at New Orleans (537)
926, 10/7/18.....	Jaguars (502) at Kansas City (424)

FEWEST NET YARDS GAINED, BOTH TEAMS -- SEASON

2018.....	8,927
2011.....	9,157
2005.....	9,804
2001.....	9,910
1995.....	10,010

FEWEST NET YARDS GAINED, BOTH TEAMS -- GAME

351, 10/24/11.....	Jaguars (205) vs. Baltimore (146)
374, 11/14/99.....	Jaguars (132) vs. Baltimore (242)
386, 9/3/95.....	Jaguars (146) vs. Houston (240)
420, 10/3/99.....	Jaguars (204) at Pittsburgh (216)
437, two times.....	last 12/16/18 vs. Washington

PASSING

MOST NET YARDS PASSING -- SEASON

1996.....	4,110
2015.....	4,108
2016.....	3,728
1997.....	3,704
2000.....	3,658

MOST NET YARDS PASSING -- GAME

10/20/96 at St. Louis.....	420
9/22/96 at New England (OT).....	413
10/7/18 at Kansas City.....	401
9/30/18 vs. New York Jets.....	377
9/16/18 vs. New England.....	377

FEWEST NET YARDS PASSING -- SEASON

2011.....	2,179
2002.....	2,762
1995.....	2,790
2006.....	2,882
2014.....	3,001

FEWEST NET YARDS PASSING -- GAME

12/16/18 VS. Washington.....	20
12/26/04 vs. Houston.....	31
9/3/95 vs. Houston.....	45
9/26/10 vs. Philadelphia.....	52
9/16/12 vs. Houston.....	52

MOST NET YARDS PASSING ALLOWED -- SEASON

2015.....	4,291
2010.....	4,004
2013.....	3,962
2014.....	3,899
2012.....	3,832

MOST NET YARDS PASSING ALLOWED -- GAME

11/18/12 at Houston.....	504
9/25/00 at Indianapolis.....	440
11/4/07 at New Orleans.....	435
12/27/15 at New Orleans.....	402
11/17/13 vs. Arizona.....	402

FEWEST NET YARDS PASSING ALLOWED -- SEASON

2017.....	2,718
1999.....	2,890
2005.....	2,946
2006.....	3,078
2018.....	3,113

FEWEST NET YARDS PASSING ALLOWED -- GAME

12/3/00 vs. Cleveland.....	-9
10/8/06 vs. New York Jets.....	45
9/24/17 vs. Baltimore.....	52
12/7/03 vs. Houston.....	54
12/17/06 at Tennessee.....	57

MOST NET YARDS PASSING, BOTH TEAMS -- SEASON

2015.....	8,399
1996.....	7,424
2013.....	7,403
1997.....	7,204
2016.....	7,172

MOST NET YARDS PASSING, BOTH TEAMS -- GAME

876, 11/18/12.....	Jaguars (372), at Houston (504)
779, 11/4/07.....	Jaguars (344), at New Orleans (435)
749, 12/27/15.....	Jaguars (347), at New Orleans (402)
725, 9/8/19.....	Jaguars (347) vs. Kansas City (378)
699, 10/7/18.....	Jaguars (401), at Kansas City (298)

FEWEST NET YARDS PASSING, BOTH TEAMS -- SEASON

2011.....	5,520
2006.....	5,960
2002.....	6,026
2005.....	6,136
2018.....	6,222

FEWEST NET YARDS PASSING, BOTH TEAMS -- GAME

125, 9/3/95.....	Jaguars (45), vs. Houston (80)
145, 12/26/04.....	Jaguars (31), vs. Houston (114)
156, 12/18/18.....	Jaguars (20), vs. Washington (136)
176, 10/8/16.....	Jaguars (131), vs. Washington (45)
179, 10/3/99.....	Jaguars (80), at Pittsburgh (99)

MOST GROSS YARDS PASSING -- SEASON

2015.....	4,428
1996.....	4,367
2000.....	3,947
2016.....	3,925
1997.....	3,922

MOST GROSS YARDS PASSING -- GAME

9/22/96 at New England (OT).....	432
10/7/18 at Kansas City.....	430
10/20/96 at St. Louis.....	421
9/30/18 vs. N.Y. Jets.....	388
9/10/00 at Baltimore.....	386

FEWEST GROSS YARDS PASSING -- SEASON

2011.....	2,510
2002.....	3,019
2006.....	3,060
1995.....	3,144
2004.....	3,315

FEWEST GROSS YARDS PASSING -- GAME

12/26/04 vs. Houston.....	54
12/16/18 vs. Washington.....	57
9/3/95 vs. Houston.....	69
9/16/12 vs. Houston.....	73
12/8/02 vs. Cleveland.....	76

MOST GROSS YARDS PASSING ALLOWED -- SEASON

2015.....	4,528
2010.....	4,193
2013.....	4,187
2014.....	4,172
2012.....	3,960

MOST GROSS YARDS PASSING ALLOWED -- GAME

11/18/12 at Houston.....	527
11/4/07 at New Orleans.....	445
9/25/00 at Indianapolis.....	440
11/17/13 vs. Arizona.....	419
12/27/15 at New Orleans.....	412

TEAM RECORDS



PASSING

FEWEST GROSS YARDS PASSING ALLOWED -- SEASON

2017	3,074
2005	3,223
1999	3,263
2006	3,278
2018	3,354

FEWEST GROSS YARDS PASSING ALLOWED -- GAME

12/3/00 vs. Cleveland	33
9/24/17 vs. Baltimore	64
10/8/06 vs. New York Jets	71
12/7/03 vs. Houston	71
9/9/07 vs. Tennessee	78

MOST PASSING ATTEMPTS -- SEASON

2016	626
2015	607
2013	592
2012	586
Two times: 2014, 1996	557

MOST PASSING ATTEMPTS -- GAME

10/7/18 at Kansas City	61
11/6/16 at Kansas City	54
10/10/04 at San Diego	54
10/18/15 vs. Houston	53
10/20/96 at St. Louis	52

FEWEST PASSING ATTEMPTS -- SEASON

2006	446
2002	462
1998	463
Three times: 2007, 2010, 2011	469

FEWEST PASSING ATTEMPTS -- GAME

10/13/02 at Tennessee	13
10/8/17 at Pittsburgh	14
12/10/06 vs. Indianapolis	14
12/8/02 vs. Cleveland	14
9/29/02 vs. N.Y. Jets	15

MOST PASSING ATTEMPTS, OPPONENT -- SEASON

2015	602
1998	577
2013	551
2016	551
2001	544

MOST PASSING ATTEMPTS, OPPONENT -- GAME

12/5/13 vs. Houston	58
12/2/18 at Houston	55
10/8/17 at Pittsburgh	55
11/18/12 at Houston	55
11/10/02 vs. Washington	51

FEWEST PASSING ATTEMPTS, OPPONENT -- SEASON

2000	458
2008	465
2005	482
2004	497
2018	499

FEWEST PASSING ATTEMPTS, OPPONENT -- GAME

1/3/10 at Cleveland	11
12/30/12 at Tennessee	15
12/17/06 at Tennessee	15
Three times, last: 10/1/00 vs. Pittsburgh	16

MOST PASS COMPLETIONS -- SEASON

2016	369
2015	355
1996	353
2013	349
2008	335

MOST PASS COMPLETIONS -- GAME

10/20/96 at St. Louis	37
10/10/06 at San Diego	36
10/7/18 at Kansas City	33
10/27/16 at Tennessee	33
Three times, last: 12/24/17 at San Francisco	32

FEWEST PASS COMPLETIONS -- SEASON

2011	240
2006	266
2002	268
1998	269
1995	275

FEWEST PASS COMPLETIONS -- GAME

10/13/02 at Tennessee	7
10/28/07 at Tampa Bay	7
3 times, last: 10/8/17 at Pittsburgh	8

MOST PASS COMPLETIONS, OPPONENT -- SEASON

2015	390
2014	355
2013	354
2001	354
Two times: 2009, 2016	345

MOST PASS COMPLETIONS, OPPONENT -- GAME

11/18/12 at Houston	43
11/4/07 at New Orleans	35
10/31/10 at Dallas	34
Six times, last: 12/2/18 vs. Indianapolis	33

FEWEST PASS COMPLETIONS, OPPONENT -- SEASON

2000	258
2005	285
2017	289
1996	290
1999	291

FEWEST PASS COMPLETIONS, OPPONENT -- GAME

1/3/10 at Cleveland	7
12/3/00 vs. Cleveland	7
11/17/96 at Pittsburgh	7
12/18/05 vs. San Francisco	8
12/17/06 at Tennessee	8

MOST TOUCHDOWN PASSES -- SEASON

2015	35
2007	28
2010	26
Two times: 1998, 2016	24

MOST TOUCHDOWN PASSES -- GAME

12/6/15 at Tennessee	5
9 times, last: 9/16/18 vs. New England	4

MOST TOUCHDOWN PASSES, OPPONENT -- SEASON

2015	29
2013	29
Three times: 1995, 2009, 2010	28

MOST TOUCHDOWN PASSES, OPPONENT -- GAME

12/26/99 at Tennessee	5
9/10/00 at Baltimore	5
11/18/12 at Houston	5
9/22/13 at Seattle	5
10 times, last: 9/18/16 at San Diego	4

MOST INTERCEPTIONS THROWN -- SEASON

2013	21
2010	21
1996	20
2015	18
2014	18

MOST INTERCEPTIONS THROWN -- GAME

10/20/96 at Tennessee	5
Six times, last: 10/7/18 at Kansas City	4

FEWEST INTERCEPTIONS THROWN-- SEASON

2005	6
2007	8
2002	9
1997	9
2009	10

FEWEST INTERCEPTIONS THROWN -- GAME

170 times, last: 12/23/18 at Miami	0
------------------------------------	---

MOST INTERCEPTIONS THROWN, OPPONENT -- SEASON

2017	21
2013	21
2010	21
1996	20
2014	18

MOST INTERCEPTIONS THROWN, OPPONENT -- GAME

10/8/17 at Pittsburgh	5
10/31/10 at Dallas	4
20 times, last: 11/18/18 vs. Pittsburgh	3

FEWEST INTERCEPTIONS THROWN, OPPONENT -- SEASON

2014	6
2016	7
2015	9
Two times, last: 2018	11

MOST TIMES SACKED -- SEASON

2014	71
2001	63
1995	57
2018	53
2015	51

MOST TIMES SACKED -- GAME

9/14/14 at Washington	10
12/14/14 at Baltimore	8
12/16/01 at Cleveland	8
12/9/01 at Cincinnati	8
10 times, last: 11/30/14 vs. New York Giants	7

MOST TIMES SACKED, OPPONENT -- SEASON

1999	57
2017	55
1997	48
2005	47
2014	45

TEAM RECORDS



PASSING

MOST TIMES SACKED, OPPONENT -- GAME

9/10/17 at Houston.....	10
10/22/17 at Indianapolis.....	10
9/19/19 VS. TENNESSEE.....	9
11/7/99 at Atlanta.....	9

FEWEST TIMES SACKED -- SEASON

2017.....	24
2003.....	28
2006.....	30
2007.....	31
Two times: 2004, 2005.....	32

FEWEST TIMES SACKED -- GAME

30 TIMES, LAST: 9/19/19 VS. TENNESSEE.....	0
---	----------

FEWEST TIMES SACKED, OPPONENT -- SEASON

2009.....	14
1995.....	17
2012.....	20
2003.....	24
2010.....	26

FEWEST TIMES SACKED, OPPONENT -- GAME

66 times, last: 9/29/19 at Denver.....	0
--	---

MOST CONSECUTIVE GAMES WITH A PASSING TD

9/13/15 vs. Carolina - 12/27/15 at New Orleans.....	15
9/10/95 at Cincinnati - 12/10/95 vs. Indianapolis.....	13
10/22/00 at Washington - 9/9/01 vs. Pittsburgh.....	10
10/28/07 at Tampa Bay - 12/30/07 at Houston.....	10

MOST CONSECUTIVE GAMES WITH A PASSING TD, OPPONENT

9/8/96 vs. Houston - 12/22/96 vs. Seattle.....	15
9/20/98 vs. Baltimore - 12/20/98 at Minnesota.....	13
12/16/07 at Pittsburgh - 11/16/08 vs. Tennessee.....	13
Three times: last, 12/14/14 at Baltimore - 11/15/15 at Baltimore.....	12

MOST 300-YARD PASSING GAMES BY AN INDIVIDUAL -- SEASON

2015.....	6
1996.....	6
2018.....	4
2017.....	4
2016.....	4

MOST 300-YARD PASSING GAMES BY AN INDIVIDUAL, OPPONENT -- SEASON

2015.....	5
2010.....	5
2013.....	4
2008.....	3
2007.....	3

RUSHING

MOST RUSHING YARDS -- SEASON

2006.....	2,541
2010.....	2,395
2007.....	2,391
2017.....	2,262
1998.....	2,101

MOST RUSHING YARDS -- GAME

12/10/06 vs. Indianapolis.....	375
9/29/19 AT DENVER.....	269
12/5/10 at Tennessee.....	258
10/14/07 vs. Houston.....	244
12/3/00 vs. Cleveland.....	244

FEWEST RUSHING YARDS -- SEASON

2013.....	1,260
2012.....	1,369
2015.....	1,473
2001.....	1,600
2016.....	1,631

FEWEST RUSHING YARDS -- GAME

10/2/05 vs. Denver.....	12
9/14/14 at Washington.....	25
10/1/00 vs. Pittsburgh.....	26
9/29/96 at New England (OT).....	29
12/30/18 at Houston.....	30

MOST RUSHING YARDS ALLOWED -- SEASON

2012.....	2,256
2013.....	2,108
2002.....	2,071
2014.....	2,033
1995.....	2,003

MOST RUSHING YARDS ALLOWED -- GAME

11/1/09 at Tennessee.....	305
10/6/19 AT CAROLINA.....	285
9/9/07 vs. Tennessee.....	282
12/6/18 at Tennessee.....	264
10/1/17 at New York Jets.....	256

FEWEST RUSHING YARDS ALLOWED -- SEASON

2003.....	1,406
1999.....	1,444
2006.....	1,460
2007.....	1,605
2001.....	1,611

FEWEST RUSHING YARDS ALLOWED -- GAME

10/7/07 at Kansas City.....	10
11/20/16 at Detroit.....	14
11/17/13 vs. Arizona.....	14
11/20/06 vs. N.Y. Giants.....	25
Two times, last: 11/18/18 vs. Pittsburgh.....	26

MOST RUSHING YARDS, BOTH TEAMS -- SEASON

2010.....	4,340
2002.....	4,160
2017.....	4,122
1998.....	4,102
2006.....	4,001

MOST RUSHING YARDS, BOTH TEAMS -- GAME

11/1/09, Jaguars (217), at Tennessee (305).....	522
1/2/11, Jaguars (198), at Houston (244).....	442
10/6/19, JAGUARS (149) AT CAROLINA (285).....	434
10/1/17, Jaguars (175), at New York Jets (256).....	431
10/30/05, Jaguars (221), at St. Louis (200).....	421

FEWEST RUSHING YARDS, BOTH TEAMS -- SEASON

2015.....	3,182
2001.....	3,211
2016.....	3,334
2013.....	3,368
1996.....	3,431

FEWEST RUSHING YARDS, BOTH TEAMS -- GAME

11/17/13, Jaguars (32), vs. Arizona (14).....	46
12/3/01, Jaguars (62), vs. Green Bay (37).....	99
11/20/05, Jaguars (49), at Tennessee (63).....	112
12/2/18, Jaguars (79), vs. Indianapolis (41).....	120
10/21/12, Jaguars (54) at Oakland (69).....	123

MOST RUSHING ATTEMPTS -- SEASON

2017.....	527
2007.....	522
1999.....	514
2006.....	513
2010.....	512

MOST RUSHING ATTEMPTS -- GAME

12/5/10 at Tennessee.....	53
11/14/04 vs. Detroit.....	50
9/21/08 at Indianapolis.....	48
Three times, last: 9/11/11 at Tennessee.....	47

FEWEST RUSHING ATTEMPTS -- SEASON

2015.....	354
2012.....	358
2001.....	372
2013.....	378

FEWEST RUSHING ATTEMPTS -- GAME

9/14/14 at Washington.....	10
Five times, last: 10/27/17 at Tennessee.....	11

MOST RUSHING ATTEMPTS, OPPONENT -- SEASON

2012.....	545
2013.....	507
1995.....	504
2014.....	499
2002.....	487

MOST RUSHING ATTEMPTS, OPPONENT -- GAME

1/3/10 at Cleveland.....	49
11/1/09 at Tennessee.....	49
9/9/07 vs. Tennessee.....	49
9/16/12 vs. Houston.....	48
12/2/12 at Buffalo.....	46

FEWEST RUSHING ATTEMPTS, OPPONENT -- SEASON

1999.....	373
2007.....	390
2010.....	416
2006.....	420
2008.....	428

FEWEST RUSHING ATTEMPTS, OPPONENT -- GAME

10/7/07 at Kansas City.....	10
11/7/99 at Atlanta.....	11
10/24/11 vs. Baltimore.....	12
10/5/03 vs. San Diego.....	13
9/11/11 vs. Tennessee.....	13

HIGHEST RUSHING AVERAGE -- SEASON

2006.....	4.95
2010.....	4.68
2002.....	4.59
2007.....	4.58
Two times: 2014, 2009.....	4.54

TEAM RECORDS



RUSHING

HIGHEST RUSHING AVERAGE -- GAME

11/1/09, 16 attempts, 217 yards	13.56
10/14/07, 26 attempts, 244 yards	9.38
12/10/06, 43 attempts, 375 yards	8.93
12/28/14, 14 attempts, 121 yards	8.64
10/12/1998, 23 attempts, 183 yards	8.09

LOWEST RUSHING AVERAGE -- SEASON

2013	3.33
1997	3.79
2012	3.82
1996	3.83
2005	3.90

LOWEST RUSHING AVG., OPPONENT - GAME

11/17/13 vs. Arizona	0.58
11/20/16 at Detroit	0.70
10/7/07 at K.C.	1.00
11/8/15 at N.Y. Jets	1.04
9/14/03 vs. Buffalo	1.34

MOST TOUCHDOWNS SCORED RUSHING - SEASON

23	2006
20	1997, 1999
19	1998, 2002, 2009

MOST TOUCHDOWNS SCORED RUSHING, OPPONENT - SEASON

20	2013
19	2010, 2012
17	1995, 2016

MOST TOUCHDOWNS SCORED RUSHING, OPPONENT - GAME

Five times, last: 12/6/18 at Tennessee	4
--	---

MOST 100-YARD RUSHING GAMES, INDIVIDUAL - SEASON

9	2000
8	1998
7	2003, 2006, 2007, 2010

MOST 100-YARD RUSHING GAMES, OPPONENT - SEASON

6	1998
5	2002, 2004, 2010
4	2011, 2012, 2015, 2018

MOST CONSECUTIVE GAMES WITH A RUSHING TD

11/21/99 vs. N.O. - 9/3/00 at CLE	8
11/12/06 vs. HOU - 12/31/06 at K.C.	8
9/8/02 vs. IND - 10/27/02 vs. HOU	7
11/11/07 at TEN - 12/23/07 vs. OAK	7
Five times, last: 12/18/16 at Hou - 9/24/17 vs BAL	6

MOST CONSECUTIVE GAMES WITH A RUSHING TD, OPPONENT

12/20/15 vs. ATL - 10/27/16 at TEN	10
11/17/02 vs. WAS - 12/29/02 at IND	7
10/28/01 at BAL - 12/9/01 at CIN	7
10/28/01 at BAL - 12/9/01 at CIN	7

HIGHEST RUSHING AVERAGE, OPPONENT -- SEASON

2010	4.68
1998	4.44
2017	4.34
2018	4.33
2002	4.25

HIGHEST RUSHING AVERAGE, OPPONENT -- GAME

10/6/19 AT CAROLINA, 27 ATTEMPTS, 285 YARDS	10.56
12/6/18 at Tennessee, 32 attempts, 264 yards	8.25
9/15/13 at Oakland, 34 attempts, 226 yards	6.65
10/6/02 vs. Philadelphia, 30 attempts, 199 yards	6.63
12/23/07 vs. Oakland, 17 attempts, 111 yards	6.53

LOWEST RUSHING AVERAGE, OPPONENT -- SEASON

2003	3.18
2001	3.43
2006	3.48
2015	3.68
1997	3.81

LOWEST RUSHING AVERAGE -- GAME

10/2/05 vs. Denver, 11 attempts, 12 yards	1.09
9/22/97 vs. Pittsburgh, 26 attempts, 40 yards	1.54
11/20/05 at Tennessee, 30 attempts, 49 yards	1.63
10/01/00 vs. Pittsburgh, 16 attempts, 26 yards	1.63
9/15/13 at Oakland, 19 attempts, 34 yards	1.79

RECEPTIONS

MOST RECEPTIONS - SEASON

2016	369
2015	355
1996	353
2013	349
2008	335

MOST RECEPTIONS - GAME

10/20/96 at St. Louis	37
10/10/04 at San Diego	36
10/7/18 at Kansas City	33
10/27/16 at Tennessee	33
Two times, last: 11/13/16 vs. Houston	32

MOST RECEPTIONS, OPPONENT - SEASON

2015	390
2014	355
2001, 2013	354
2009, 2016	345

MOST RECEPTIONS, OPPONENT - GAME

11/18/12 at Houston	43
11/4/07 at New Orleans	35
11/15/15 at Baltimore	34
10/31/10 at Dallas	34
Six times, last: 12/2/18 vs. Indianapolis	33

FEWEST RECEPTIONS - SEASON

2011	240
2006	266
2002	268
1998	269
1995	275

FEWEST RECEPTIONS - GAME

10/13/02 at Tennessee	7
10/28/07 at Tampa Bay	7
10/8/17 at Pittsburgh	8
12/10/06 vs. Indianapolis	8
9/19/04 vs. Denver	8

FEWEST RECEPTIONS, OPPONENT - SEASON

2000	258
2005	285
2017	289
1996, 1999	291

FEWEST RECEPTIONS, OPPONENT - GAME

11/17/96 at Pittsburgh	7
12/3/00 vs. Cleveland	7
1/3/10 at Cleveland	7
Three times, last: 11/25/18 at Buffalo	8

MOST RECEIVING YARDS - SEASON

2015	4,428
1996	4,367
2000	3,947
2016	3,925
1997	3,922

MOST RECEIVING YARDS - GAME

9/22/96 at New England (OT)	432
10/7/18 at Kansas City	430
10/20/96 at St. Louis	421
9/30/18 vs. New York Jets	388
9/10/00 at Baltimore	386

MOST RECEIVING YARDS, OPPONENT - SEASON

2015	4,528
2010	4,193
2013	4,187
2014	4,174
2012	3,960

MOST RECEIVING YARDS, OPPONENT - GAME

11/18/12 at Houston	527
11/4/07 at New Orleans	445
9/25/00 at Indianapolis	440
11/17/13 vs. Arizona	419
9/21/14 vs. Indianapolis	390

FEWEST RECEIVING YARDS - SEASON

2011	2,510
2002	3,019
2006	3,060
1995	3,114
2010	3,356

FEWEST RECEIVING YARDS - GAME

12/26/04 vs. Houston	54
12/16/18 vs. Washington	57
9/3/95 vs. Houston	69
9/16/12 vs. Houston	76
12/8/02 vs. Cleveland	73

FEWEST RECEIVING YARDS, OPPONENT - SEASON

2017	3,074
2005	3,223
1999	3,263
2006	3,278
2018	3,354

FEWEST RECEIVING YARDS, OPPONENT - GAME

12/3/00 vs. Cleveland	33
9/24/17 vs. Baltimore	64
10/8/06 vs. N.Y. Jets	71
12/7/03 vs. Houston	71
9/9/07 at Tennessee	78

MOST RECEIVING TOUCHDOWNS - SEASON

2015	35
2007	28
2010	26
2016	24
1998	24

TEAM RECORDS



RECEPTIONS

MOST RECEIVING TOUCHDOWNS - GAME

12/6/15 at Tennessee.....	5
Nine times, last: 9/16/18 vs. New England.....	4

MOST RECEIVING TOUCHDOWNS, OPPONENT - SEASON

2013, 2015.....	29
1995, 2009, 2010.....	28
2008.....	25

MOST RECEIVING TOUCHDOWNS, OPPONENT - GAME

9/22/13 at Seattle.....	5
11/18/12 at Houston.....	5
12/26/99 at Tennessee.....	5
9/10/00 at Baltimore.....	5
Ten times, last: 9/18/16 at San Diego.....	4

HIGHEST RECEIVING AVERAGE - SEASON

1997, 2015.....	12.5
1996, 1998.....	12.4
2007.....	12.1

HIGHEST RECEIVING AVERAGE - GAME

11/9/97 vs. Kansas City.....	22.1
11/18/12 at Houston.....	21.0
12/28/98 vs. Pittsburgh.....	19.2
9/22/96 at New England.....	18.8
10/22/17 at Indianapolis.....	18.3

HIGHEST RECEIVING AVERAGE, OPPONENT - SEASON

2000.....	13.2
2008, 2010.....	12.7
2000.....	12.2

HIGHEST RECEIVING AVERAGE, OPPONENT - GAME

11/16/97 vs. Tennessee.....	20.4
11/15/98 vs. Tampa Bay.....	19.4

MOST 100-YARD RECEIVING GAMES BY AN INDIVIDUAL - SEASON

1999, 2000.....	12
1996, 2015.....	9

PUNTING

MOST PUNTS - SEASON

2011.....	99
2014.....	96
2013.....	95
2012.....	92
2017.....	88

MOST PUNTS - GAME

9/8/13 vs. Kansas City.....	11
11/16/08 vs. Tennessee.....	10
11 times, last: 11/18/18 vs. Pittsburgh.....	9

FEWEST PUNTS - SEASON

2007.....	54
2010.....	57
1997.....	66
2008.....	67
1996, 2003.....	69

FEWEST PUNTS - GAME

10/10/10 at Buffalo.....	0
9/19/10 at San Diego.....	0
12/2/07 at Indianapolis.....	0
10/14/07 vs. Houston.....	0
10/20/96 at St. Louis.....	0

MOST PUNTING YARDS - SEASON

2014.....	4,464
2012.....	4,353
2013.....	4,338
2011.....	4,147
2018.....	3,872

FEWEST PUNTING YARDS - GAME

10/10/10 at Buffalo.....	0
9/19/10 at San Diego.....	0
12/2/07 at Indianapolis.....	0
10/14/07 vs. Houston.....	0
10/20/96 at St. Louis.....	0

MOST PUNTS, OPPONENT - SEASON

2017.....	100
1999.....	96
2006, 2000.....	90

MOST PUNTS, OPPONENT - GAME

12/3/00 vs. Cleveland.....	12
12/17/17 vs. Houston.....	11
12/4/16.....	11
Five times, last: 11/12/17 vs. LAC.....	10

FEWEST PUNTS, OPPONENT - GAME

9/28/15 at New England.....	0
Eight times, last: 12/11/16 vs. Minnesota.....	1

MOST PUNTING YARDS, OPPONENT - SEASON

2017.....	4,555
1999.....	3,976
2011.....	3,852

MOST PUNTING YARDS, OPPONENT - GAME

12/17/17 vs. Houston.....	518
12/3/00 vs. Cleveland.....	517
12/4/16 vs. Denver.....	506

FEWEST PUNTING YARDS, OPPONENT - SEASON

2002.....	2,518
1995.....	2,564

FEWEST PUNTING YARDS, OPPONENT - GAME

12/17/95 at Detroit.....	28
10/15/95 vs. Chicago.....	29

MOST PUNTS, BOTH TEAMS - SEASON

2017 (Jax: 88, Opp: 100).....	188
2011 (Jax: 99, Opp: 89).....	188
1999 (Jax: 78, Opp: 96).....	174
2013 (Jax: 95, Opp: 76).....	171

MOST PUNTS, BOTH TEAMS - GAME

9/8/13 (Jax: 11, K.C.: 10).....	21
11/27/11 (Jax: 9, Hou: 10).....	19
Three times, last: 11/16/08 (Jax: 10, Ten: 8).....	18

FEWEST PUNTS, BOTH TEAMS - SEASON

2007 (Jax: 54, Opp.: 66).....	120
2010 (Jax: 57, Opp.: 64).....	121

FEWEST PUNTS, BOTH TEAMS - GAME

10/15/95 (Jax: 1, Chi: 1).....	2
10/14/07 (Jax: 0, Hou: 2).....	2
12/2/07 (Jax: 0, Ind: 2).....	2
9/19/10 (Jax: 0, S.D.: 2).....	2

HIGHEST PUNTING AVERAGE - SEASON

2012.....	47.3
2016.....	46.6
2014.....	46.5
2015.....	46.3
2013.....	45.7

HIGHEST PUNTING AVERAGE - GAME

9/11/16 vs. Green Bay.....	62.5
9/21/08 vs. Indianapolis.....	60.0
12/23/12 vs. New England.....	56.3
10/19/97 at Dallas.....	53.8

HIGHEST PUNTING AVERAGE, OPPONENT - GAME

11/4/01 at Tennessee.....	57.5
10/23/16 vs. Oakland.....	54.6
9/10/06 vs. Dallas.....	53.2
12/2/99 vs. Pittsburgh.....	52.7

TEAM RECORDS



PUNT AND KICKOFF RETURNS

MOST KICKOFF RETURNS - SEASON

2010.....	80
1995, 2008.....	74
1996, 2003.....	67

MOST KICKOFF RETURNS - GAME

12/17/95 at Detroit.....	9
12/1/02 vs. Pittsburgh.....	8
11/12/95 vs. Seattle.....	8
20 times, last: 9/28/14 at San Diego.....	7

MOST KICKOFF RETURN YARDS - SEASON

2010.....	1,903
2008.....	1,678
1995.....	1,532
2009.....	1,492
1996.....	1,463

MOST KICKOFF RETURN YARDS - GAME

10/25/98 at Denver.....	223
12/17/95 at Detroit.....	209
12/26/99 at Tennessee.....	198
9/28/14 at San Diego.....	189
12/3/95 at Denver.....	181

HIGHEST KICKOFF RETURN AVERAGE - SEASON

2013.....	25.9
2014.....	24.0
2005.....	23.9
2010, 2016.....	23.8

MOST TOUCHDOWNS, KICKOFF RETURN - GAME

Eight times, last: 12/18/16 at Houston.....	1
---	---

MOST KICKOFF RETURNS, OPPONENT - SEASON

2000.....	73
2007.....	67
2001.....	64
2006.....	60
2002, 2010.....	59

MOST KICKOFF RETURNS, OPPONENT - GAME

10/10/10 at Buffalo.....	9
9/10/00 at Baltimore.....	9
12/10/00 vs. Arizona.....	9
12/3/00 vs. Cleveland.....	9
Three times, last: 12/23/07 vs. Oakland.....	8

HIGHEST KICKOFF RETURN AVERAGE - GAME (MIN. 4)

11/4/07 at New Orleans.....	40.5
10/10/10 at Buffalo.....	36.3
11/17/14 vs. Arizona.....	36.0
9/7/08 at Tennessee.....	34.5
9/12/10 vs. Denver.....	34.3

MOST KICKOFF RETURN YARDS, OPPONENT - SEASON

1998.....	1,858
1997.....	1,730
2000.....	1,523
2005.....	1,327
2007.....	1,323

MOST KICKOFF RETURN YARDS, OPPONENT - GAME

12/30/07 at Houston.....	234
12/10/00 vs. Arizona.....	213
10/10/10 at Buffalo.....	201
11/20/05 at Tennessee.....	196
1/1/06 vs. Tennessee.....	184

MOST TOUCHDOWNS, KICKOFF RETURN, OPPONENT - GAME

12/30/07 at Houston.....	2
Six times, last: 10/15/17 vs. L.A. Rams.....	1

MOST PUNT RETURNS - SEASON

2005.....	53
2000.....	46
2006.....	45
1999.....	45
1998.....	45

MOST PUNT RETURNS - GAME

11/12/17 vs. L.A. Chargers.....	7
12/26/10 vs. Washington.....	7
12/18/05 vs. San Francisco.....	7
12/13/05 vs. Baltimore.....	7
12/3/00 vs. Cleveland.....	7

MOST PUNT RETURN YARDS - SEASON

1998.....	581
1999.....	462
2005.....	415
1997.....	412
2004.....	405

HIGHEST PUNT RETURN AVERAGE - SEASON

1998.....	12.9
2015.....	11.6
1997.....	11.4
2002, 2003.....	11.1

HIGHEST PUNT RETURN AVERAGE - GAME (MIN. 3)

9/13/98 vs. Kansas City.....	44.7
11/5/17 vs. Cincinnati.....	29.3
12/16/18 vs. Washington.....	28.0
11/21/9 vs. New Orleans.....	27.7
11/23/97 at Cincinnati.....	26.3

MOST PUNT RETURNS, OPPONENT - SEASON

2014.....	52
2011.....	48
2013.....	47

MOST PUNT RETURNS, OPPONENT - GAME

11/27/11 vs. Houston.....	7
9/8/13 vs. Kansas City.....	7
9/14/14 at Washington.....	7

MOST PUNT RETURN YARDS, OPPONENT - SEASON

2012.....	495
2000.....	478
2014.....	464
2015.....	462
2004.....	429

MOST PUNT RETURN YARDS, OPPONENT - GAME

11/14/04 vs. Detroit.....	199
12/30/12 at Tennessee.....	160
11/26/06 at Buffalo.....	104
9/7/03 at Carolina.....	102
10/16/05 at Pittsburgh.....	94

HIGHEST PUNT RETURN AVG., OPPONENT - SEASON

2000.....	12.6
2012.....	12.4
2006.....	11.8

HIGHEST PUNT RETURN AVG., OPPONENT - GAME

11/14/04 vs. Detroit.....	33.2
10/16/05 at Pittsburgh.....	18.8
9/23/01 vs. Tennessee.....	17.4

INTERCEPTIONS

MOST INTERCEPTIONS - SEASON

2017.....	21
2006, 2007.....	20
1999, 2005.....	19

MOST INTERCEPTIONS - GAME

10/8/17 at Pittsburgh.....	5
10/31/10 at Dallas.....	4
21 times, last: 11/18/18 vs. Pittsburgh.....	3

MOST INTERCEPTIONS, OPPONENT - SEASON

2010, 2013.....	21
1996.....	20
2014, 2015.....	18

MOST INTERCEPTIONS, OPPONENT - GAME

10/20/96 at St. Louis.....	5
10/7/18 at Kansas City.....	4
9/18/11 at N.Y. Jets.....	4
11/21/10 vs. Cleveland.....	4
9/19/10 at San Diego.....	4
11/12/06 vs. Houston.....	4
12/17/95 at Detroit.....	4

MOST INTERCEPTION RETURN YARDS - SEASON

1999.....	330
2017.....	294
2006.....	280
2007.....	237

MOST INTERCEPTION RETURN YARDS - GAME

11/5/06 vs. Tennessee.....	110
10/8/17 at Pittsburgh.....	103
9/12/99 vs. San Francisco.....	93

MOST INTERCEPTION RETURN YARDS, OPPONENT - SEASON

2012.....	400
1996.....	370
2013.....	355

MOST INTERCEPTION RETURN YARDS, OPPONENT - GAME

10/20/96 at St. Louis.....	177
12/17/06 at Tennessee.....	153
12/30/12 at Tennessee.....	142

TEAM RECORDS



INTERCEPTIONS

MOST INTERCEPTIONS RETURNED FOR A TD - SEASON

1999.....	3
2005, 2007, 2008, 2017, 2018.....	2

MOST INTERCEPTIONS RETURNED FOR A TD - GAME

10/8/17 at Pittsburgh.....	2
15 times, last: 12/23/18 at Miami.....	1

MOST INTERCEPTIONS RETURNED FOR A TD, OPPONENT - SEASON

2012.....	5
2014, 2015.....	4
1996, 1998, 2013, 2016.....	3

MOST INTERCEPTIONS RETURNED FOR A TD, OPPONENT - GAME

10/26/14 vs. Miami.....	2
12/30/12 at Tennessee.....	2
10/7/12 at Chicago.....	2
12/17/06 at Tennessee.....	2
11/22/98 at Pittsburgh.....	2
29 times, last: 12/4/16 vs. Denver.....	1



SACKS

MOST SACKS - SEASON

1999.....	57
2017.....	55
1997.....	48
2005.....	47
2014.....	45

MOST SACKS - GAME

10/22/17 at Indianapolis.....	10
9/10/17 at Houston.....	10
9/19/19 VS. TENNESSEE.....	9
11/7/99 at Atlanta.....	9

MOST SACKS OPPONENT - SEASON

2014.....	71
2001.....	63
1995.....	57
2000.....	54
2018.....	53

MOST SACKS, OPPONENT - GAME

9/14/14 at Washington.....	10
1/3/16 at Houston.....	8
12/14/14 at Baltimore.....	8
12/9/01 at Cincinnati.....	8
12/16/01 at Cleveland.....	8

MOST SACK YARDS - SEASON

1999.....	373
2017.....	356
1997.....	331
2005.....	277
2014.....	275

MOST SACK YARDS - GAME

10/22/17 at Indianapolis.....	64
11/7/99 at Atlanta.....	63
9/19/19 VS. TENNESSEE.....	55
9/10/17 at Houston.....	54
12/21/97 at Oakland.....	52

MOST SACK YARDS, OPPONENT - SEASON

2014.....	450
2001.....	430
1995.....	354
2011.....	331
2012.....	327

MOST SACK YARDS, OPPONENT - GAME

10/25/98 at Denver.....	71
9/14/14 at Washington.....	70
12/14/14 at Baltimore.....	63
9/7/08 at Tennessee.....	59
1/3/16 at Houston.....	56

PENALTIES

MOST PENALTIES - SEASON

2016.....	129
1996.....	127
1995, 1998, 2005.....	121

MOST PENALTIES - GAME

9/22/96 at New England (OT).....	17
10/13/96 at N.Y. Jets.....	15
10/2/05 vs. Denver.....	15
Two times, last: 12/11/16 vs. Minnesota.....	14

FEWEST PENALTIES - SEASON

2009.....	70
2014.....	73
2007.....	76
2011.....	77
2010.....	83

FEWEST PENALTIES - GAME

12/1/02 vs. Pittsburgh.....	0
Five times, last: 12/27/09 at New England.....	1

MOST YARDS PENALIZED - SEASON

2016.....	1,187
2018.....	1,112
1996.....	1,006
2005.....	1,006
1995.....	970

MOST YARDS PENALIZED - GAME

9/22/96 at New England.....	148
12/2/16 vs. Indianapolis.....	145
10/13/96 vs. N.Y. Jets.....	123
Two times, last: 10/23/16 vs. Oakland.....	122

FEWEST YARDS PENALIZED - SEASON

2009.....	542
2014.....	573
2007.....	594
2010.....	675
2011.....	680

FEWEST YARDS PENALIZED - GAME

12/1/02 vs. Pittsburgh.....	0
12/22/96 vs. Atlanta.....	3
Three times, last: 12/27/09 at New England.....	5

MOST PENALTIES, OPPONENT - SEASON

2005.....	130
2004.....	118
2014.....	115
2015.....	114
2017.....	112

MOST PENALTIES, OPPONENT - GAME

1/1/06 vs. Tennessee.....	18
12/17/17 vs. Houston.....	14
12/5/13 vs. Houston.....	14
11/26/95 vs. Cincinnati.....	14
Three times, last: 11/15/18 at Buffalo.....	13

FEWEST PENALTIES, OPPONENTS - SEASON

2009.....	64
2006, 2008.....	80
2007.....	82
2010.....	85

FEWEST PENALTIES, OPPONENTS - GAME

11/19/17 at Cleveland.....	0
12/24/11 at Tennessee.....	0
12/14/97 at Buffalo.....	0
Nine times, last: 12/22/13 vs. Tennessee.....	1

MOST YARDS PENALIZED, OPPONENT - SEASON

2005.....	1,055
2017.....	1,050
2015.....	989
2004.....	966
1995.....	958

MOST YARDS PENALIZED, OPPONENT - GAME

12/5/13 vs. Houston.....	177
10/12/05 vs. Miami.....	149
1/1/06 vs. Tennessee.....	140
Two times, last: 10/5/08 vs. Pittsburgh.....	129

FEWEST YARDS PENALIZED, OPPONENT - SEASON

2009.....	498
2007.....	636
2006.....	684
2008.....	691
2002.....	717

FEWEST YARDS PENALIZED, OPPONENT - GAME

11/19/17 at Cleveland.....	0
12/24/11 at Tennessee.....	0
12/14/97 at Buffalo.....	0
12/22/13 vs. Tennessee.....	4
Two times, last: 11/29/09 at San Francisco.....	5

TEAM RECORDS



SERVICE

SEASONS

Brad Meester (2000-13).....	14
Mercedes Lewis (2006-17)	12
Josh Scobee (2004-14)	11
Fred Taylor (1998-2008).....	11
Jimmy Smith (1995-2005).....	11
Rashean Mathis (2003-12).....	10
Rob Meier (2000-08).....	9
Greg Jones (2004-12).....	9
Daryl Smith (2004-12).....	9
David Garrard (2002-10).....	9
Maurice Williams (2001-09).....	9
Paul Spicer (2000-08).....	9
Donovin Darius (1998-2006).....	9
Mark Brunell (1995-2003)	9
Maurice Jones-Drew (2006-13)	8
Vince Manuwai (2003-10).....	8
John Henderson (2002-09).....	8
Joe Zelenka (2001-08).....	8
Kyle Brady (1999-2006)	8
Tony Brackens (1996-2003).....	8
ABRY JONES (2013-19)	7
Tony Boselli (1995-2001)	7
Mike Hollis (1995-2001).....	7

GAMES PLAYED

Brad Meester (2000-13).....	209
Jimmy Smith (1995-2005).....	171
Mercedes Lewis (2006-17)	170
Josh Scobee (2004-14)	168
Fred Taylor (1998-2008).....	140
Rob Meier (2000-08).....	138
Rashean Mathis (2003-12).....	137
Joe Zelenka (2001-08).....	128
Daryl Smith (2004-12).....	126
John Henderson (2002-09).....	124

CONSECUTIVE GAMES PLAYED

Joe Zelenka (2001-08).....	128
Josh Scobee (2007-14).....	119
Tyson Alualu (2010-15).....	96
Bryan Barker (1995-2000).....	96
Brad Meester (2000-05).....	92
Brad Meester (2008-13).....	89
Jimmy Smith (1995-2000).....	88
Marcus Stroud (2001-06).....	86
John Henderson (2002-06).....	82
Mike Hollis (1995-2000).....	82

GAMES STARTED

Brad Meester (2000-13).....	209
Mercedes Lewis (2006-17)	157
Jimmy Smith (1995-2005).....	150
Fred Taylor (1998-2008).....	136
Rashean Mathis (2003-12).....	129
Daryl Smith (2004-12).....	124
John Henderson (2002-09).....	120
Mark Brunell (1995-2003).....	117
Donovin Darius (1998-2006).....	115
Kyle Brady (1999-2006)	110

CONSECUTIVE GAMES STARTED

Brad Meester (Sept. 3, 2000-Dec. 4, 2005).....	92
Brad Meester (Oct. 26, 2008-Dec. 22, 2013).....	89
Rashean Mathis (Sept. 7, 2003-Nov. 25, 2007)	74
Blake Bortles (Sept. 28, 2014-Nov. 25, 2018)	72
Vince Manuwai (Nov. 30, 2003-Dec. 23, 2007).....	68
Marcus Stroud (Sept. 8, 2002-Oct. 1, 2006)	68
Tyson Alualu (Sept. 12, 2011-Dec. 29, 2013)	64
Maurice Williams (Sept. 7, 2003-Dec. 31, 2006)	64
Chris Naeole (Sept. 8, 2002-Dec. 24, 2005).....	63
Uche Nwaneri (Oct. 4, 2009-Dec. 23, 2012).....	60

SCORING

POINTS

Josh Scobee (2004-14)	1,022
Mike Hollis (1995-2001).....	764
Maurice Jones-Drew (2006-13)	486
Fred Taylor (1998-2008).....	424
Jimmy Smith (1995-2005).....	418
Jason Myers (2015-17)	268
James Stewart (1995-99).....	228
JOSH LAMBO (2017-19)	200
Mercedes Lewis (2006-17)	200
Keenan McCardell (1996-2001).....	190

CONSECUTIVE GAMES SCORING

Mike Hollis (Dec. 24, 1995-Sept. 10, 2000).....	67
Josh Scobee (Jan. 2, 2005-Oct. 4, 2009).....	61
Josh Scobee (Oct. 18, 2009-Oct. 28, 2012)	50
Jason Myers (Sept. 13, 2015-Oct. 15, 2017).....	38
Josh Scobee (Sept. 15, 2013-Dec. 28, 2014)	31
Mike Hollis (Oct. 16, 2000-Dec. 30, 2001).....	25
JOSH LAMBO (Oct. 22, 2015 - Nov. 25, 2018).....	21
Seth Marler (Sept. 7, 2003-Dec. 28, 2003).....	16
Josh Scobee (Sept. 12-Dec. 19, 2004).....	14
Mike Hollis (Sept. 3-Dec. 10, 1995).....	14
Several players tied	8

TOUCHDOWNS

Maurice Jones-Drew (2006-13)	81
Fred Taylor (1998-2008)	70
Jimmy Smith (1995-2005)	69
James Stewart (1995-99).....	38
Mercedes Lewis (2006-17)	33
Keenan McCardell (1996-2001)	30
Allen Robinson (2014-17)	22
Allen Hurns (2014-17).....	21
Stacey Mack (1999-2002).....	20
Reggie Williams (2004-08).....	18
David Garrard (2002-10).....	17

CONSECUTIVE GAMES SCORING TD

Fred Taylor (Sept. 20-Nov. 22, 1998).....	8
Maurice Jones-Drew (Nov. 12-Dec. 31, 2006).....	8
Allen Hurns (Sept. 27-Nov. 15, 2015).....	7
Fred Taylor (Nov. 12-Dec. 23, 2000).....	7
LEONARD FOURNETTE (Sept. 10-Oct. 15, 2017).....	6
Allen Robinson (Nov. 29-Dec. 27, 2015).....	5
Maurice Jones-Drew (Oct. 18-Nov. 22, 2009)	5
Maurice Jones-Drew (Nov. 4-Dec. 2, 2007).....	5
Mercedes Lewis (Dec. 1-22, 2013).....	4
Several players tied	4

FIELD GOALS MADE

Josh Scobee (2004-14)	235
Mike Hollis (1995-2001).....	175
Jason Myers (2015-17)	64
JOSH LAMBO (2017-19).....	50
Seth Marler (2003)	20
John Carney (2007)	9
Tim Seder (2002)	8
Danny Boyd (2002)	5
Hayden Epstein (2002).....	5
Steve Lindsey (1999-2000).....	5
Kai Forbath (2018).....	4

CONSECUTIVE FIELD GOALS MADE

JOSH LAMBO (Nov. 19, 2017-Nov. 11, 2018)	24
Josh Scobee (Nov. 27, 2011-Nov. 4, 2012).....	20
Mike Hollis (Nov. 1, 1998-Sept. 19, 1999).....	20
Jason Myers (Nov. 15, 2015-Sept. 11, 2016).....	16
Mike Hollis (Oct. 12-Nov. 30, 1997).....	16
Josh Scobee (Sept. 11-Nov. 13, 2011).....	15
Josh Scobee (Oct. 1-Nov. 26, 2006).....	15
JOSH LAMBO (DEC. 2, 2018-OCT. 6, 2019).....	14
Josh Scobee (Dec. 23, 2012-Nov. 10, 2013)	14
Josh Scobee (Sept. 12-Nov. 14, 2010).....	14

CONSECUTIVE GAMES SCORING FG

Josh Scobee (Nov. 14, 2010-Oct. 24, 2011).....	15
JOSH LAMBO (Oct. 22 - Sept. 30, 2018)	14
Josh Scobee (Oct. 29, 2006-Dec. 16, 2007)	13
Mike Hollis (Sept. 12-Nov. 21, 1999).....	10
Josh Scobee (Nov. 24, 2013-Sept. 21, 2014).....	9
Josh Scobee (Sept. 15-Nov. 10, 2013)	8
Josh Scobee (Jan. 3-Oct. 24, 2010).....	8
Josh Scobee (Nov. 13, 2005-Jan. 1, 2006).....	8
Seth Marler (Sept. 7-Nov. 2, 2003).....	8
Mike Hollis (Dec. 24, 1995-Oct. 13, 1996).....	8

FIELD GOAL PERCENTAGE (MIN. 25 FGA)

JOSH LAMBO (2017-19).....	94.3
Jason Myers (2015-17)	81.0
Josh Scobee (2004-14)	80.8
Mike Hollis (1995-2001).....	80.6

EXTRA POINTS MADE

Josh Scobee (2004-14)	317
Mike Hollis (1995-2001).....	239
Jason Myers (2015-17)	76
JOSH LAMBO (2017-19).....	50
Seth Marler (2003)	30
John Carney (2007)	20
Hayden Epstein (2002).....	13
Tim Seder (2002)	11
Danny Boyd (2002)	7
Steve Lindsey (1999-2000).....	5
Kai Forbath (2018).....	3

LONGEST FIELD GOALS

Josh Scobee (Oct. 3, 2010 vs. Ind.)	59
Jason Myers (Sept. 20, 2015 vs. Mia.).....	58
JOSH LAMBO (Oct. 28, 2018 vs. Phi.)	57
JOSH LAMBO (Nov. 5, 2017 vs. Cin.)	56
Jason Myers (Dec. 24, 2016 vs. Ten.).....	56
Josh Lambo (Nov. 11, 2018 at Ind.).....	55
Josh Scobee (Dec. 15, 2013 vs. Buf.).....	55
Josh Scobee (Sept. 18, 2011 at NYJ).....	55

CONSECUTIVE EXTRA POINTS MADE

Mike Hollis (Oct. 22, 1995-Dec. 9, 2001)	220
Josh Scobee (Nov. 8, 2009-Jan. 1, 2012).....	82
Josh Scobee (Sept. 12, 2004-Jan. 1, 2006)	59
Josh Scobee (Dec. 16, 2007-Nov. 1, 2009).....	58
Josh Scobee (Sept. 10, 2006-Dec. 16, 2007).....	55
Josh Scobee (Sept. 16, 2012-Dec. 22, 2013)	39
Seth Marler (Sept. 7-Dec. 28, 2003).....	30

TEAM RECORDS




PASSING

PASSING YARDS

Mark Brunell (1995-2003)	25,698
Blake Bortles (2014-18)	17,646
David Garrard (2002-10)	16,003
Byron Leftwich (2003-06)	9,042
Chad Henne (2012-17)	5,817
Blaine Gabbert (2011-13)	4,357
GARDNER MINSHEW II (2019)	1,279
Quinn Gray (2005-07)	1,252
Steve Beuerlein (1995)	952
Jonathan Quinn (1998-2001)	748

CONSECUTIVE PASS COMPLETIONS

David Garrard (Nov. 14-21, 2010)	17
Byron Leftwich (Oct. 17-24, 2004)	15
GARDNER MINSHEW II (SEPT. 8, 2019)	13
Mark Brunell (Sept. 7, 2003 at Car.)	13
Mark Brunell (Oct. 6, 1996 at N.O.)	13



PASS ATTEMPTS

Mark Brunell (1995-2003)	3,616
Blake Bortles (2014-18)	2,632
David Garrard (2002-10)	2,281
Byron Leftwich (2003-06)	1,344
Chad Henne (2012-17)	891
Blaine Gabbert (2011-13)	777
Quinn Gray (2005-07)	180
GARDNER MINSHEW II (2019)	165
Steve Beuerlein (1995)	142
Cody Kessler (2018)	131

TOUCHDOWN PASSES

Mark Brunell (1995-2003)	144
Blake Bortles (2014-18)	103
David Garrard (2002-10)	89
Byron Leftwich (2003-06)	51
Chad Henne (2012-17)	27
Blaine Gabbert (2011-13)	22
Quinn Gray (2005-07)	12
GARDNER MINSHEW II (2019)	9
Jamie Martin (1998-2000)	4
Steve Beuerlein (1995)	4
Jonathan Quinn (1998-2001)	3

INTERCEPTIONS THROWN

Mark Brunell (1995-2003)	86
Blake Bortles (2014-18)	75
David Garrard (2002-10)	54
Byron Leftwich (2003-06)	36
Chad Henne (2012-17)	26
Blaine Gabbert (2011-13)	24
Steve Beuerlein (1995)	7
Quinn Gray (2005-07)	5
Luke McCown (2009-11)	4
Jonathan Quinn (1998-2001)	4

INTERCEPTION % (MIN. 125 ATTEMPTS)

GARDNER MINSHEW II (2019)	0.61
Cody Kessler (2018)	1.53
David Garrard (2002-10)	2.37
Mark Brunell (1995-2003)	2.38
Byron Leftwich (2003-06)	2.68
Quinn Gray (2005-07)	2.78
Blake Bortles (2014-18)	2.85
Chad Henne (2012-17)	2.92

LONGEST PASSING TOUCHDOWNS

Blake Bortles (Dec. 27, 2015 at N.O.)	90
Byron Leftwich (Sept. 28, 2003 at Hou.)	84
Chad Henne (Nov. 18, 2012 at Hou.)	81
Blake Bortles (Nov. 11, 2018 at Ind.)	80
Blake Bortles (Dec. 13, 2015 vs. Ind.)	80
Blaine Gabbert (Sept. 23, 2012 at Ind.)	80
Quinn Gray (Nov. 4, 2007 at N.O.)	80
Mark Brunell (Sept. 15, 2002 at K.C.)	79
Mark Brunell (Nov. 1, 1998 at Bal.)	78
Blake Bortles (Dec. 10, 2017 vs. Sea)	75

300-YARD PASSING GAMES

Mark Brunell (1995-2003)	22
Blake Bortles (2014-18)	20
David Garrard (2002-10)	6
Chad Henne (2012-17)	5
Byron Leftwich (2003-06)	4
Quinn Gray (2003-07)	2

400-YARD PASSING GAMES

Mark Brunell (1995-2003)	2
Blake Bortles (2014-18)	1

PASS COMPLETIONS

Mark Brunell (1995-2003)	2,184
Blake Bortles (2014-18)	1,561
David Garrard (2002-10)	1,406
Byron Leftwich (2003-06)	789
Chad Henne (2012-17)	513
Blaine Gabbert (2011-13)	414
GARDNER MINSHEW II (2019)	110
Quinn Gray (2005-07)	101
Cody Kessler (2018)	85
Steve Beuerlein (1995)	71
Jonathan Quinn (1998-2001)	66

CONSECUTIVE GAMES WITH TD PASS

Blake Bortles (Sept. 13-Dec. 27, 2015)	15
Mark Brunell (Oct. 7, 2001-Sept. 15, 2002)	14
Byron Leftwich (Nov. 30, 2003-Oct. 24, 2004)	12
Blake Bortles (Sept. 11-Nov. 27, 2016)	11
Mark Brunell (Oct. 22-Sept. 1, 2001)	10
David Garrard (Dec. 17, 2006-Oct. 14, 2007)	8
Byron Leftwich (Sept. 25-Nov. 20, 2005)	8
Mark Brunell (Oct. 19-Dec. 7, 1997)	8
Mark Brunell (Sept. 17-Nov. 12, 1995)	8
Two players tied	7

CONSECUTIVE GAMES WITH NO INTs

David Garrard (Sept. 9-Nov. 25, 2007)	8
David Garrard (Dec. 11, 2005-Nov. 5, 2006)	6
Mark Brunell (Oct. 11-Nov. 14, 1999)	5
Mark Brunell (Dec. 1, 1996-Sept. 22, 1997)	5
Several players tied	4

CONSECUTIVE PASSES WITH NO INTs

David Garrard (Sept. 9-Nov. 25, 2007)	209
David Garrard (Dec. 4, 2005-Nov. 12, 2006)	175
Mark Brunell (Nov. 24, 1996-Sept. 28, 1997)	172
David Garrard (Nov. 22-Dec. 17, 2009)	155
Mark Brunell (Oct. 3-Nov. 21, 1999)	148

PASSER RATING (MIN. 200 ATTEMPTS)

David Garrard (2002-10)	85.8
Mark Brunell (1995-2003)	85.4
Blake Bortles (2014-18)	80.6
Byron Leftwich (2003-06)	80.5
Chad Henne (2012-17)	75.4
Blaine Gabbert (2011-13)	66.4

COMPLETION % (MIN. 125 ATTEMPTS)

GARDNER MINSHEW II (2019)	66.67
Cody Kessler (2018)	64.89
David Garrard (2002-10)	61.64
Mark Brunell (1995-2003)	60.40
Blake Bortles (2014-18)	59.31
Byron Leftwich (2003-06)	58.71
Chad Henne (2012-17)	57.71
Quinn Gray (2005-07)	56.11
Blaine Gabbert (2011-13)	53.28
Jonathan Quinn (1998-2001)	52.80



TEAM RECORDS



RUSHING

RUSHING YARDS

Fred Taylor (1998-2008)	11,271
Maurice Jones-Drew (2006-13)	8,071
James Stewart (1995-99)	2,951
Mark Brunell (1995-2003)	2,219
LEONARD FOURNETTE (2017-19)	1,991
T.J. Yeldon (2015-18)	1,872
Blake Bortles (2014-18)	1,775
David Garrard (2002-10)	1,746
Stacey Mack (1999-2002)	1,498
Natrone Means (1996-97)	1,330

CONSECUTIVE GAMES WITH RUSHING TD

Maurice Jones-Drew (Nov. 12-Dec. 31, 2006)	8
Maurice Jones-Drew (Oct. 18-Nov. 22, 2009)	5
Maurice Jones-Drew (Nov. 11-Dec. 2, 2007)	4
Fred Taylor (Dec. 3-23, 2000)	4
Fred Taylor (Dec. 13, 1999-Jan. 2, 2000)	4
James Stewart (Nov. 21-Dec. 13, 1999)	4
Fred Taylor (Nov. 1-22, 1998)	4
Natrone Means (Nov. 9-30, 1997)	4

RUSHING ATTEMPTS

Fred Taylor (1998-2008)	2,428
Maurice Jones-Drew (2006-13)	1,804
James Stewart (1995-99)	765
LEONARD FOURNETTE (2017-19)	496
T.J. Yeldon (2015-18)	465
Mark Brunell (1995-2003)	429
Natrone Means (1996-97)	396
David Garrard (2002-10)	380
Stacey Mack (1999-2002)	372
Blake Bortles (2014-18)	281
Greg Jones (2004-12)	270

RUSHING TOUCHDOWNS

Maurice Jones-Drew (2006-13)	68
Fred Taylor (1998-2008)	62
James Stewart (1995-99)	33
Stacey Mack (1999-2002)	19
David Garrard (2002-10)	17
LEONARD FOURNETTE (2017-19)	15
Mark Brunell (1995-2003)	14
Natrone Means (1996-97)	11
Greg Jones (2004-12)	10
Blake Bortles (2014-18)	8
Byron Leftwich (2003-06)	8

RUSHING AVERAGE (MIN. 100 ATTEMPTS)

Blake Bortles (2014-18)	6.32
Mark Brunell (1995-2003)	5.17
Fred Taylor (1998-2008)	4.64
David Garrard (2002-10)	4.59
Maurice Jones-Drew (2006-13)	4.47
Rashad Jennings (2009-12)	4.21
Jordan Todman (2012-14)	4.05
T.J. Yeldon (2015-18)	4.03
Stacey Mack (1999-2002)	4.03
Denard Robinson (2013-16)	4.02

LONGEST RUNS FROM SCRIMMAGE

LEONARD FOURNETTE (Oct. 8, 2017 at Pit.)	90t
LEONARD FOURNETTE (Sept. 29, 2019 at DEN)	81
Maurice Jones-Drew (Nov. 1, 2009 at Ten.)	80t
Fred Taylor (Dec. 9, 2007 vs. Car.)	80t
Maurice Jones-Drew (Nov. 1, 2009 at Ten.)	79t
Fred Taylor (Oct. 12, 1998 vs. Mia.)	77t
Fred Taylor (Oct. 14, 2007 vs. Hou.)	76
Fred Taylor (Dec. 10, 2006 vs. Ind.)	76
LEONARD FOURNETTE (Oct. 15, 2017 vs. LAR) ...	75t

LONGEST RUSHING TDs

LEONARD FOURNETTE (Oct. 8, 2017 at Pit.)	90
Maurice Jones-Drew (Nov. 1, 2009 at Ten.)	80
Fred Taylor (Dec. 9, 2007 vs. Car.)	80
Maurice Jones-Drew (Nov. 1, 2009 at Ten.)	79
Fred Taylor (Oct. 12, 1998 vs. Mia.)	77
LEONARD FOURNETTE (Oct. 15, 2017 vs. LAR)	75

RECEIVING

RECEPTIONS

Jimmy Smith (1995-2005)	862
Keenan McCardell (1996-2001)	499
Mercedes Lewis (2006-17)	375
Maurice Jones-Drew (2006-13)	335
Fred Taylor (1998-2008)	286
Kyle Brady (1999-2006)	241
Allen Robinson (2014-17)	202
Pete Mitchell (1995-2002)	191
Reggie Williams (2004-08)	189
Allen Hurns (2014-17)	179

CONSECUTIVE GAMES WITH RECEPTION

Jimmy Smith (Oct. 29, 1995-Dec. 17, 2000)	86
Jimmy Smith (Sept. 9, 2001-Jan. 1, 2006)	76
Maurice Jones-Drew (Dec. 10, 2006-Dec. 19, 2010)	65
Keenan McCardell (Dec. 28, 1998-Jan. 6, 2002)	49
Keenan McCardell (Sept. 1, 1996-Dec. 13, 1998)	45
Allen Robinson (Sept. 7, 2014-Sept. 10, 2017)	43
Allen Hurns (Sept. 7, 2014-Oct. 27, 2016)	38
Mercedes Lewis (Sept. 12, 2010-Sept. 9, 2012)	32

RECEIVING YARDS

Jimmy Smith (1995-2005)	12,287
Keenan McCardell (1996-2001)	6,393
Mercedes Lewis (2006-16)	4,502
Maurice Jones-Drew (2006-13)	2,873
Allen Robinson (2014-17)	2,848
Allen Hurns (2014-17)	2,631
Kyle Brady (1999-2006)	2,500
Fred Taylor (1998-2008)	2,361
Cecil Shorts III (2011-14)	2,343
Reggie Williams (2004-08)	2,322
Matt Jones (2005-08)	2,153

CONSECUTIVE GAMES WITH REC. TD

Allen Hurns (Sept. 27-Nov. 15, 2015)	7
Allen Robinson (Nov. 29-Dec. 27, 2015)	5
Julius Thomas (Nov. 19-Dec. 13, 2015)	4
Mercedes Lewis (Dec. 1-22, 2013)	4
Cecil Shorts III (Nov. 8-Dec. 2, 2012)	4
Reggie Williams (Dec. 9-30, 2007)	4
Several players tied	3


RECEIVING TOUCHDOWNS

Jimmy Smith (1995-2005)	67
Mercedes Lewis (2006-17)	33
Keenan McCardell (1996-2001)	30
Allen Robinson (2014-17)	22
Allen Hurns (2014-17)	21
Reggie Williams (2004-08)	18
Ernest Wilford (2004-10)	15
Matt Jones (2005-08)	15
Mike Sims-Walker (2008-11)	14
Kyle Brady (1999-2006)	13

YARDS PER RECEPTION (MIN. 100 RECEPTIONS)

Jimmy Smith (1995-2005)	14.25
Allen Hurns (2014-17)	14.10
Allen Robinson (2014-17)	14.10
Ernest Wilford (2004-10)	13.86
Mike Sims-Walker (2008-11)	13.49
Cecil Shorts III (2011-14)	13.31
Matt Jones (2005-08)	12.97
Keenan McCardell (1996-2001)	12.81

*An active streak



TEAM RECORDS



RECEIVING



200-YARD RECEIVING GAMES

Jimmy Smith (1995-2005).....	2
------------------------------	---

100-YARD RECEIVING GAMES

Jimmy Smith (1995-2005).....	46
Keenan McCardell (1996-2001)	19
Allen Robinson (2014-17)	8
Allen Hurns (2014-17).....	8
Cecil Shorts III (2011-14).....	7
Matt Jones (2005-08)	6
Mike Sims-Walker (2008-10).....	6
KEELAN COLE (2017-19).....	3
Justin Blackmon (2012-13)	3

LONGEST RECEPTIONS

Allen Robinson (Dec. 27, 2015 at N.O.).....	90t
Troy Edwards (Sept. 28, 2003 at Hou.)	84t
Justin Blackmon (Nov. 18, 2012 at Hou.)	81t
Allen Hurns (Dec. 13, 2015 vs. IND.).....	80t
Cecil Shorts III (Sept. 23, 2012 at Ind.)	80t
Reggie Williams (Nov. 4, 2007 at N.O.)	80t
Patrick Johnson (Sept. 15, 2002 at K.C.)	79t

CONSECUTIVE 100-YARD GAMES

Jimmy Smith (Oct. 24-Nov. 14, 2004)	3
Jimmy Smith (Dec. 19, 1999-Jan. 2, 2000)	3
Jimmy Smith (Nov. 21-Dec. 2, 1999).....	3
Jimmy Smith (Sept. 12-26, 1999).....	3
Jimmy Smith (Nov. 29-Dec. 13, 1998).....	3
Jimmy Smith (Nov. 9-23, 1997)	3
Jimmy Smith (Aug. 31-Sept. 22, 1997)	3
Several players tied	2

LONGEST RECEIVING TDs

Allen Robinson (Dec. 27, 2015 at N.O.).....	90
Troy Edwards (Sept. 28, 2003 at Hou.)	84
Justin Blackmon (Nov. 18, 2012 at Hou.)	81
Allen Hurns (Dec. 13, 2015 vs. Ind.).....	80
Cecil Shorts III (Sept. 23, 2012 at Ind.)	80
Reggie Williams (Nov. 4, 2007 at N.O.)	80
Patrick Johnson (Sept. 15, 2002 at K.C.)	79
Fred Taylor (Nov. 1, 1998 at Bal.).....	78
KEELAN COLE (Dec. 10, 2017 vs. Sea.).....	75

YARDAGE

SCRIMMAGE YARDS

Fred Taylor (1998-2008)	13,632
Jimmy Smith (1995-2005)	12,286
Maurice Jones-Drew (2006-13)	10,944
Keenan McCardell (1996-2001)	6,393
Mercedes Lewis (2006-17)	4,502
James Stewart (1995-99)	3,804
T.J. Yeldon (2015-18).....	3,174
Allen Robinson (2014-17)	2,848
Allen Hurns (2014-17).....	2,631
LEONARD FOURNETTE (2017-19).....	2,621

ALL-PURPOSE YARDS

Fred Taylor (1998-2008)	13,640
Maurice Jones-Drew (2006-13)	13,110
Jimmy Smith (1995-2005).....	12,875
Keenan McCardell (1996-2001)	6,499
Mercedes Lewis (2006-17)	4,502
James Stewart (1995-99)	3,793
Reggie Barlow (1996-2000).....	3,687
Mike Thomas (2009-12).....	3,276
T.J. Yeldon (2015-18).....	3,174
Allen Robinson (2014-17)	2,848
Allen Hurns (2014-17).....	2,631

PUNTING

PUNTS

Bryan Barker (1995-2000).....	456
Chris Hanson (2001-06)	424
Bryan Anger (2012-15).....	360
Adam Podlesh (2007-10).....	229
Brad Nortman (2016-17).....	164
LOGAN COOKE (2018-19).....	110
Nick Harris (2011)	72
Mark Royals (2003)	45
Matt Turk (2011)	27

LONGEST PUNTS

Bryan Barker (Oct. 11, 1999 at N.Y. Jets).....	83
Brad Nortman (Oct. 2, 2016 vs. Ind.).....	78
Adam Podlesh (Oct. 28, 2007 at T.B.).....	76
Chris Hanson (Nov. 20, 2005 at Ten.).....	74
Bryan Anger (Oct. 4, 2012 vs. Det.).....	73
LOGAN COOKE (Dec. 16, 2017 vs. Was.).....	72
Bryan Anger (Dec. 14, 2014 at Bal.).....	69
Chris Hanson (Sept. 12, 2004 at Buf.).....	69
Brad Nortman (Dec. 18, 2016 at Hou.).....	67
Brad Nortman (Sept. 11, 2016 vs. G.B.).....	67
Bryan Anger (Nov. 30, 2014 vs. N.Y. Giants).....	66

PUNT YARDS

Bryan Barker (1995-2000).....	19,849
Chris Hanson (2001-06).....	18,190
Bryan Anger (2012-15).....	16,855
Adam Podlesh (2007-10).....	9,751
Brad Nortman (2016-17).....	7,424
LOGAN COOKE (2018-19).....	4,974
Nick Harris (2011)	3,075
Mark Royals (2003)	1,852
Matt Turk (2011)	1,072

INSIDE THE 20 (MIN. 100 PUNTS)

Bryan Barker (1995-2000).....	151
Chris Hanson (2001-06).....	136
Bryan Anger (2011-15).....	113
Adam Podlesh (2007-10).....	75

GROSS AVERAGE (MIN. 100 PUNTS)

Bryan Anger (2012-15).....	46.8
Brad Nortman (2016-17).....	45.3
LOGAN COOKE (2018-19).....	45.2
Bryan Barker (1995-2000).....	43.5
Chris Hanson (2001-06)	42.9

NET AVERAGE (MIN. 100 PUNTS)

LOGAN COOKE (2018-19).....	42.1
Bryan Anger (2012-15).....	40.5
Brad Nortman (2016-17).....	39.2
Adam Podlesh (2007-10).....	37.8
Bryan Barker (1995-2000)	37.2

CONSECUTIVE PUNTS WITHOUT BLOCK

Bryan Barker (1995-2000)	456
Adam Podlesh (2007-10).....	229
Chris Hanson (2001-03)	168

FEWEST TOUCHBACKS (MIN. 100 PUNTS)

LOGAN COOKE (2018-19).....	7
Brad Nortman (2016-17).....	17
Adam Podlesh (2007-10).....	19
Bryan Anger (2012-15).....	27
Bryan Barker (1995-2000)	43

TEAM RECORDS



RETURNS

KICKOFF RETURNS

Maurice Jones-Drew (2006-13)	79
Deji Karim (2010-11)	77
Brian Witherspoon (2008-09)	76
Reggie Barlow (1996-2000)	70
Jordan Todman (2012-14)	68
Willie Jackson (1995-97)	58
David Allen (2003-04)	52
Derrick Wimbush (2005-06)	47
Elvis Joseph (2001-02)	44
Corey Grant (2015-18)	41

LONGEST KICKOFF RETURNS

MARQISE LEE (DEC. 18, 2016 AT HOU.)	100t
Maurice Jones-Drew (Nov. 4, 2007 at N.O.)	100t
Alvis Whitted (Dec. 26, 1999 at Ten.)	98t
Elvis Joseph (Nov. 18, 2001 at Pit.)	85t
Maurice Jones-Drew (Dec. 10, 2006 vs. Ind.)	93t
Reggie Barlow (Dec. 7, 1997 vs. N.E.)	92t

PUNT RETURN YARDS

Reggie Barlow (1996-2000)	1,581
Alvin Pearman (2005-08)	693
Mike Thomas (2009-12)	620
David Allen (2003-04)	468
Rashad Greene Sr. (2015-18)	448
Ace Sanders (2013-14)	367
Chris Hudson (1995-98)	348
Jaydon Mickens (2017-18)	346
Damon Gibson (2001-02)	333
DEDE WESTBROOK (2017-19)	321

KICKOFF RETURN YARDS

Maurice Jones-Drew (2006-12)	2,054
Deji Karim (2010-11)	1,900
Brian Witherspoon (2008-09)	1,818
Jordan Todman (2012-14)	1,762
Reggie Barlow (1996-2000)	1,634
Willie Jackson (1995-97)	1,206
Derrick Wimbush (2005-06)	1,136
David Allen (2003-04)	1,041
Elvis Joseph (2001-02)	990
Corey Grant (2015-18)	967

KICK RETURN AVERAGE (MIN. 50 RETURNS)

Maurice Jones-Drew (2006-13)	26.00
Jordan Todman (2012-14)	25.91
Deji Karim (2010-11)	24.68
Brian Witherspoon (2008-09)	23.92
Reggie Barlow (1996-2000)	23.34
Willie Jackson (1995-97)	20.79

PUNT RETURN AVERAGE (MIN. 25 RETURNS)

Bobby Shaw (2002)	12.40
David Allen (2003-04)	11.14
DEDE WESTBROOK (2017-19)	11.07
Rashad Greene SR. (2015-18)	10.93
Chris Hudson (1995-98)	10.88
Reggie Barlow (1996-2000)	10.83
Jermaine Lewis (2003-04)	9.71
Jaydon Mickens (2017-18)	8.87
Alvin Pearman (2005-08)	8.56
Damon Gibson (2001-02)	8.54

PUNT RETURN TOUCHDOWNS

Reggie Barlow (1996-2000)	2
DEDE WESTBROOK (2017-19)	1
Jaydon Mickens (2017-18)	1
Rashad Greene Sr. (2015-18)	1
Mike Thomas (2009-12)	1
Bobby Shaw (2002)	1

KICKOFF RETURN TOUCHDOWNS

Maurice Jones-Drew (2006-11)	2
MARQISE LEE (2014-2019)	1
Derrick Wimbush (2005-06)	1
Jimmy Smith (1995-2005)	1
Elvis Joseph (2001-02)	1
Alvis Whitted (1998-2001)	1
Reggie Barlow (1996-2000)	1



PUNT RETURNS

Reggie Barlow (1996-2000)	146
Alvin Pearman (2005-08)	81
Mike Thomas (2009-12)	75
Ace Sanders (2013-14)	57
David Allen (2003-04)	42
Rashad Greene Sr. (2015-18)	41
Damon Gibson (2001-02)	39
Jaydon Mickens (2017-18)	39
Chris Hudson (1995-98)	32
Dennis Northcutt (2007-08)	31
DEDE WESTBROOK (2017-19)	29

LONGEST PUNT RETURNS

Reggie Barlow (Sept. 13, 1998 vs. K.C.)	85t
Mike Thomas (Dec. 18, 2010 at Ind.)	78t
DEDE WESTBROOK (DEC. 16, 2018 VS. WAS.)	74t
Reggie Barlow (Nov. 21, 1999 vs. N.O.)	74t
Rashad Greene Sr. (Dec. 13, 2015 vs. Ind.)	73t
Jaydon Mickens (Dec. 10, 2017 vs. Sea.)	72
Bobby Shaw (Oct. 6, 2002 vs. Phi.)	69t
Jaydon Mickens (Nov. 5, 2017 vs. Cin.)	63t



DEFENSE

INTERCEPTIONS

Rashean Mathis (2003-12)	30
Aaron Beasley (1996-2001)	15
Donovin Darius (1998-2006)	14
Derek Cox (2009-12)	12
Paul Posluszny (2011-17)	11
JALEN RAMSEY (2016-19)	10
Telvin Smith (2014-18)	9
Mike Peterson (2003-08)	8
Chris Hudson (1995-98)	8
A.J. BOUYE (2017-19)	7
Reggie Nelson (2007-09)	7
Deon Grant (2004-06)	7
Marlon McCree (2001-03)	7
Jason Craft (1999-2003)	7

LONGEST INTERCEPTION RETURNS

Aaron Beasley (Sept. 12, 1999 vs. S.F.)	93t
Rashean Mathis (Oct. 5, 2008 vs. Pit.)	72t
Tashaun Gipson (Sept. 10, 2017 at Hou.)	67
Rashean Mathis (Sept. 21, 2008 at Ind.)	61t
Paul Posluszny (Oct. 13, 2013 at Den.)	59t

CONSECUTIVE GAMES WITH INT

Brian Williams (Oct. 14-Nov. 11, 2007)	3
JALEN RAMSEY (Dec. 3-10, 2017)	2
JALEN RAMSEY (Dec. 18-24, 2016)	2
Geno Hayes (Dec. 5-15, 2013)	2
Derek Cox (Oct. 7-21, 2012)	2
Morgan Trent (Dec. 24, 2011-Jan. 1, 2012)	2
Rashean Mathis (Dec. 31, 2006-Sept. 9, 2007)	2
Gerald Sensabaugh (Dec. 3-10, 2006)	2
Rashean Mathis (Sept. 10-18, 2006)	2
Rashean Mathis (Oct. 16-30, 2005)	2
Donovin Darius (Nov. 21-28, 2004)	2
Mike Peterson (Nov. 23-30, 2003)	2
Marlon McCree (Dec. 1-8, 2002)	2
Marlon McCree (Nov. 10-17, 2002)	2
Donovin Darius (Oct. 31-Nov. 7, 1999)	2
Chris Hudson (Sept. 20-27, 1998)	2
Chris Hudson (Nov. 2-9, 1997)	2
James Williams (Nov. 26-Dec. 3, 1995)	2

INTs RETURNED FOR TOUCHDOWN

Rashean Mathis (2003-12)	3
Telvin Smith (2014-18)	3
Aaron Beasley (1996-2001)	2
Several players tied	1



TEAM RECORDS



DEFENSE

SACKS

Tony Brackens (1996-2003).....	55.0
Joel Smeenge (1995-2000).....	34.0
YANNICK NGAKOUE (2016-19).....	31.5
John Henderson (2002-09).....	29.0
Paul Spicer (2001-08).....	28.5
Kevin Hardy (1996-2001).....	28.5

CONSECUTIVE GAMES WITH SACK

Tony Brackens (Nov. 11-Dec. 30, 2001)	8
YANNICK NGAKOUE (Sept. 18-Oct. 16, 2016).....	4
Gary Walker (Oct. 18-Nov. 11, 2001).....	4
Tony Brackens (Nov. 28-Dec. 19, 1999)	4
Kevin Hardy (Oct. 11-Nov. 7, 1999)	4
Tony Brackens (Sept. 22-Oct. 12, 1997)	4

TACKLES

Daryl Smith (2004-12).....	1,089
Paul Posluszny (2011-17).....	973
Donovin Darius (1998-2006).....	858
Mike Peterson (2003-08).....	837
Kevin Hardy (1996-2001).....	789
Telvin Smith (2014-18).....	580
John Henderson (2002-09).....	563
Rashean Mathis (2003-12).....	554

TAKEAWAYS

Rashean Mathis (2003-12).....	35
Donovin Darius (1998-2006).....	20
Tony Brackens (1996-2003).....	18
Aaron Beasley (1996-2001).....	18



FUMBLES



FUMBLES

Mark Brunell (1995-2003)	51
Blake Bortles (2014-18).....	46
David Garrard (2002-10).....	44
Fred Taylor (1998-2008)	25
Byron Leftwich (2003-06).....	25
Maurice Jones-Drew (2006-13)	22
Blaine Gabbert (2011-13)	21

FUMBLES LOST

David Garrard (2002-10).....	21
Blake Bortles (2014-18).....	20
Mark Brunell (1995-2003)	18
Fred Taylor (1998-2008)	12
Maurice Jones-Drew (2006-13)	10
Byron Leftwich (2003-06).....	10

LONGEST FUMBLE RECOVERY RETURNS

Aaron Beasley (Nov. 8, 1998 vs. Cin.)	90t
Donovin Darius (Nov. 1, 1998 at Bal.).....	83t
Daryl Smith (Oct. 14, 2007 vs. Hou.)	77t
YANNICK NGAKOUE (Dec. 31, 2017 at Ten.)	67t
Ainsley Battles (Dec. 3, 2001 vs. G.B.).....	60t
Dante Fowler Jr. (Sept. 10, 2017 at Hou.)	53t

FORCED FUMBLES

Tony Brackens (1996-2003).....	28
YANNICK NGAKOUE (2016-19).....	11
Daryl Smith (2004-12).....	9
Joel Smeenge (1995-2000).....	9
Aaron Beasley (1996-2001)	8
Kevin Hardy (1996-2001).....	8
Marcus Stroud (2001-07).....	7
Donovin Darius (1998-2006).....	7
Akin Ayodele (2002-05)	7

OPPONENT FUMBLE RECOVERIES

Tony Brackens (1996-2003).....	13
Donovin Darius (1998-2006).....	6
Fernando Bryant (1999-2003).....	6
Kevin Hardy (1996-2001).....	6
Bryan Schwartz (1995-99).....	6
Travis Davis (1995-98).....	6

BLOCKS

BLOCKED FIELD GOALS

Marcus Stroud (2001-07).....	2
Clyde Simmons (1996-97).....	2
CALAIS CAMPBELL (2017-19).....	1
Tyson Alualu (2010-16)	1
Chris Clemons (2014-15).....	1
Rashean Mathis (2003-10).....	1
John Henderson (2002-09).....	1

BLOCKED PUNTS

Donovin Darius (1998-2006).....	2
Dave Thomas (1995-99).....	2

BLOCKED FIELD GOAL RETURNS

Chris Hudson (Sept. 22, 1997 vs. Pit.)	1
Mickey Washington (Dec. 1, 1996 vs. Cin.).....	1

BLOCKED EXTRA POINTS

TELVIN SMITH (Dec. 31, 2017 at Ten.).....	1
Jalen Myrick (Dec. 24, 2017 at S.F.)	1
Sen'Derrick Marks (Nov. 20, 2016 at Det.)	1
Tony Brackens (Oct. 5, 1997 vs. Cin.).....	1
Clyde Simmons (Sept. 22, 1996 at N.E.)	1

BLOCKED PUNT RETURNS

Mike Harris (Dec. 30, 2012 at Ten.)	1
Zach Potter (Dec. 15, 2011 at Atl.).....	1
Alvis Whitted (Nov. 1, 1998 at Bal.)	1
Jimmy Smith (Dec. 3, 1995 at Den.).....	1

SINGLE-SEASON RECORDS



SCORING

POINTS

Mike Hollis (1997)	134
Mike Hollis (1999)	130
Josh Scobee (2006)	119
Mike Hollis (1996)	117
Jason Myers (2016)	110
Jason Myers (2015)	110
Mike Hollis (1998)	108
Josh Scobee (2010)	107
Josh Scobee (2005)	107

TOUCHDOWNS

Fred Taylor (1998)	17
Maurice Jones-Drew (2009)	16
Maurice Jones-Drew (2006)	16
Allen Robinson (2015)	14
Maurice Jones-Drew (2008)	14
Fred Taylor (2000)	14
James Stewart (1999)	13
Maurice Jones-Drew (2011)	11
Several players tied	10

FIELD GOALS

Mike Hollis (1999)	31
Mike Hollis (1997)	31
Mike Hollis (1996)	30
Jason Myers (2016)	27
Jason Myers (2015)	26
Josh Scobee (2006)	26
Josh Scobee (2012)	25
Josh Scobee (2000)	24
Mike Hollis (2000)	24

FIELD GOAL % (MIN. 25 ATTEMPTS)

Mike Hollis (2000)	92.3
Josh Scobee (2013)	92.0
Josh Scobee (2011)	92.0
Josh Scobee (2012)	89.3
Jason Myers (2015)	86.7
Mike Hollis (1997)	86.1
Mike Hollis (1996)	83.3
Mike Hollis (1999)	81.6
Josh Scobee (2006)	81.3
Mike Hollis (1998)	80.8



EXTRA POINTS

Mike Hollis (1998)	45
Josh Scobee (2010)	41
Josh Scobee (2006)	41
Mike Hollis (1997)	41
Josh Scobee (2005)	38
Mike Hollis (1999)	37
Josh Scobee (2008)	33
Mike Hollis (2000)	33
Jason Myers (2015)	32
Several players tied	30

PASSING

PASSING YARDS

Blake Bortles (2015)	4,428
Mark Brunell (1996) *Led NFL*	4,367
Blake Bortles (2016)	3,925
Blake Bortles (2017)	3,687
Mark Brunell (2000)	3,640
David Garrard (2008)	3,620
David Garrard (2009)	3,597
Mark Brunell (2001)	3,309
Mark Brunell (1997)	3,281
Chad Henne (2013)	3,241

PASS ATTEMPTS

Blake Bortles (2016)	625
Blake Bortles (2015)	606
Mark Brunell (1996)	557
David Garrard (2008)	535
Blake Bortles (2017)	523
David Garrard (2009)	516
Mark Brunell (2000)	512
Chad Henne (2013)	503
Blake Bortles (2014)	489
Mark Brunell (2001)	473

PASS COMPLETIONS

Blake Bortles (2016)	368
Blake Bortles (2015)	355
Mark Brunell (1996)	353
David Garrard (2008)	335
Blake Bortles (2017)	315
David Garrard (2009)	314
Mark Brunell (2000)	311
Chad Henne (2013)	305
Mark Brunell (2001)	289
Blake Bortles (2014)	280

TOUCHDOWN PASSES

Blake Bortles (2015)	35
Blake Bortles (2016)	23
David Garrard (2010)	23
Blake Bortles (2017)	21
Mark Brunell (2000)	20
Mark Brunell (1998)	20
Mark Brunell (2001)	19
Mark Brunell (1996)	19
David Garrard (2007)	18
Mark Brunell (1997)	18

INTERCEPTIONS

Mark Brunell (1996)	20
Blake Bortles (2015)	18
Blake Bortles (2014)	17
Blake Bortles (2016)	16
Byron Leftwich (2003)	16
David Garrard (2010)	15
Chad Henne (2013)	14
Mark Brunell (2000)	14
Blake Bortles (2017)	13
David Garrard (2008)	13
Mark Brunell (2001)	13

INTERCEPTION % (MIN. 300 ATTEMPTS)

David Garrard (2007)	0.92
Mark Brunell (1997)	1.61
Byron Leftwich (2005)	1.66
Mark Brunell (2002)	1.68
David Garrard (2009)	1.94
Mark Brunell (1995)	2.02
Mark Brunell (1999)	2.04
Byron Leftwich (2004)	2.27
David Garrard (2008)	2.43

COMPLETION % (MIN. 300 ATTEMPTS)

David Garrard (2010)	64.48
David Garrard (2007)	64.00
Mark Brunell (1996)	63.38
David Garrard (2008)	62.6
Mark Brunell (2001)	61.10
David Garrard (2009)	60.85
Mark Brunell (2000)	60.74
Mark Brunell (1997)	60.69

PASSER RATING (MIN. 300 ATTEMPTS)

David Garrard (2007)	102.2
Mark Brunell (1997)	91.2
David Garrard (2010)	90.8
Mark Brunell (1998)	89.9
Byron Leftwich (2005)	89.3
Blake Bortles (2015)	88.2
Mark Brunell (2002)	85.7
Blake Bortles (2017)	84.7
Mark Brunell (2001)	84.1

AVG. GAIN PER ATTEMPT (MIN. 300 ATTEMPTS)

Mark Brunell (1996) *Led NFL*	7.84
David Garrard (2007)	7.72
Mark Brunell (1997)	7.54
David Garrard (2010)	7.47
Mark Brunell (1998)	7.35
Blake Bortles (2015)	7.31
Mark Brunell (2000)	7.11
Blake Bortles (2017)	7.05
Byron Leftwich (2005)	7.03
Mark Brunell (2001)	7.00

400-YARD PASSING GAMES

Mark Brunell (1996)	2
Blake Bortles (2018)	1

300-YARD PASSING GAMES

Blake Bortles (2015)	6
Mark Brunell (1996)	6
Blake Bortles (2016)	5
Blake Bortles (2018)	4
Blake Bortles (2017)	4
Blake Bortles (2017)	4

SINGLE-SEASON RECORDS



RUSHING

RUSHING YARDS

Maurice Jones-Drew (2011) *Led NFL*	1,606
Fred Taylor (2003)	1,572
Fred Taylor (2000)	1,399
Maurice Jones-Drew (2009)	1,391
Maurice Jones-Drew (2010)	1,324
Fred Taylor (2002)	1,314
Fred Taylor (2004)	1,224
Fred Taylor (1998)	1,223
Fred Taylor (2007)	1,202
Fred Taylor (2006)	1,146

RUSHING ATTEMPTS

Fred Taylor (2003)	345
Maurice Jones-Drew (2011)	343
Maurice Jones-Drew (2009)	312
Maurice Jones-Drew (2010)	299
Fred Taylor (2000)	292
Fred Taylor (2002)	287
LEONARD FOURNETTE (2017)	268
Fred Taylor (1998)	264
Fred Taylor (2004)	260
James Stewart (1999)	249

RUSHING TOUCHDOWNS

Maurice Jones-Drew (2009)	15
Fred Taylor (1998)	14
Maurice Jones-Drew (2006)	13
James Stewart (1999)	13
Maurice Jones-Drew (2008)	12
Fred Taylor (2000)	12
LEONARD FOURNETTE (2017)	9
Maurice Jones-Drew (2007)	9
Stacey Mack (2002)	9
Stacey Mack (2001)	9
Natrone Means (1997)	9

RUSHING AVERAGE (MIN. 150 ATTEMPTS)

Maurice Jones-Drew (2006)	5.67
Fred Taylor (2007)	5.39
Fred Taylor (2006)	4.96
Fred Taylor (2000)	4.79
Fred Taylor (2004)	4.71
Maurice Jones-Drew (2011)	4.68
Fred Taylor (1998)	4.63
Maurice Jones-Drew (2007)	4.60
Fred Taylor (1999)	4.60
Fred Taylor (2002)	4.58

200-YARD RUSHING GAMES

LEONARD FOURNETTE (2019)	1
Fred Taylor (2000)	1



100-YARD RUSHING GAMES

Fred Taylor (2000)	9
Maurice Jones-Drew (2010)	7
Fred Taylor (2003)	7
Maurice Jones-Drew (2011)	6
Fred Taylor (1998)	6
LEONARD FOURNETTE (2017)	5
Maurice Jones-Drew (2009)	5
Fred Taylor (2007)	5
Fred Taylor (2004)	5
Fred Taylor (2002)	5
Fred Taylor (2006)	4

RECEIVING

RECEPTIONS

Jimmy Smith (1999) *Led NFL*	116
Jimmy Smith (2001)	112
Keenan McCardell (2000)	94
Keenan McCardell (2001)	93
Jimmy Smith (2000)	91
Keenan McCardell (1997)	85
Keenan McCardell (1996)	85
Jimmy Smith (1996)	83
Jimmy Smith (1997)	82
Several players tied	80

RECEIVING YARDS

Jimmy Smith (1999)	1,636
Allen Robinson (2015)	1,400
Jimmy Smith (2001)	1,373
Jimmy Smith (1997)	1,324
Jimmy Smith (1996)	1,244
Jimmy Smith (2000)	1,213
Keenan McCardell (2000)	1,207
Jimmy Smith (1998)	1,182
Jimmy Smith (2004)	1,172
Keenan McCardell (1997)	1,164
Keenan McCardell (1996)	1,129
Keenan McCardell (2001)	1,110
Allen Hurns (2015)	1,031
Jimmy Smith (2002)	1,027
Jimmy Smith (2005)	1,023

YARDS PER RECEPTION (MIN. 50 RECEPTIONS)

Cecil Shorts III (2012)	17.80
Allen Robinson (2015)	17.50
Jimmy Smith (1997)	16.15
Allen Hurns (2015)	16.11
Jimmy Smith (2004)	15.84
Jimmy Smith (1998)	15.15
Jimmy Smith (1996)	14.99

RECEIVING TOUCHDOWNS

Allen Robinson (2015) *Led NFL*	14
Allen Hurns (2015)	10
Mercedes Lewis (2010)	10
Reggie Williams (2007)	10
Jimmy Smith (2001)	8
Jimmy Smith (2000)	8
Jimmy Smith (1998)	8

200-YARD RECEIVING GAMES

Justin Blackmon (2012)	1
Jimmy Smith (2000)	1
Jimmy Smith (1999)	1
Keenan McCardell (1996)	1

100-YARD RECEIVING GAMES

Jimmy Smith (1999)	9
Allen Robinson (2015)	6
Jimmy Smith (2001)	6
Jimmy Smith (1997)	6
Keenan McCardell (2000)	5
Jimmy Smith (2000)	5
Jimmy Smith (1998)	5



YARDAGE

SCRIMMAGE YARDS

Maurice Jones-Drew (2011)	1,980
Fred Taylor (2003)	1,942
Maurice Jones-Drew (2009)	1,765
Fred Taylor (2002)	1,722
Fred Taylor (1998)	1,644
Maurice Jones-Drew (2010)	1,641
Fred Taylor (2000)	1,639
Jimmy Smith (1999)	1,636
Fred Taylor (2004)	1,569
Allen Robinson (2015)	1,400

ALL-PURPOSE YARDS

Maurice Jones-Drew (2006)	2,250
Maurice Jones-Drew (2007)	2,014
Maurice Jones-Drew (2011)	1,964
Fred Taylor (2003)	1,942
Maurice Jones-Drew (2009)	1,881
Maurice Jones-Drew (2008)	1,739
Fred Taylor (2002)	1,722
Fred Taylor (1998)	1,653
Maurice Jones-Drew (2010)	1,641
Fred Taylor (2000)	1,638



SINGLE-SEASON RECORDS



PUNTING

PUNTS

Bryan Anger (2013)	95
Bryan Anger (2014)	94
Bryan Anger (2012)	91
Brad Nortman (2017)	87
LOGAN COOKE (2018)	86
Bryan Barker (1998)	85
Chris Hanson (2004)	84
Chris Hanson (2005)	82
Chris Hanson (2001)	82
Bryan Barker (1995)	82

GROSS AVERAGE (MIN. 50 PUNTS)

Bryan Anger (2012) *NFL rookie record*	47.8
Bryan Anger (2014)	47.5
Brad Nortman (2016)	46.6
Bryan Anger (2015)	46.3
Bryan Anger (2013)	45.7
LOGAN COOKE (2018)	45.0
Bryan Barker (1998)	45.0

NET AVERAGE (MIN. 50 PUNTS)

LOGAN COOKE (2018)	41.3
Bryan Anger (2012) *NFL rookie record*	40.8
Bryan Anger (2013)	40.5
Bryan Anger (2014)	39.6
Brad Nortman (2016)	39.5
Brad Nortman (2017)	39.4
Bryan Anger (2015)	39.5

INSIDE THE 20 (MIN. 50 PUNTS)

LOGAN COOKE (2018)	37
Chris Hanson (2005)	33
Bryan Barker (1999)	32
Bryan Anger (2013)	31
Bryan Anger (2012)	31

TOUCHBACKS (MIN. 50 PUNTS)

Adam Podlesh (2007)	2
Bryan Anger (2015)	4
Several players tied	5



KICKOFF RETURNS

Brian Witherspoon (2008)	52
Deji Karim (2010)	50
David Allen (2003)	41
Derrick Wimbush (2005)	39
Jordan Todman (2014)	38
Shyrone Stith (2000)	33
Willie Jackson (1997)	32
Maurice Jones-Drew (2007)	31
Maurice Jones-Drew (2006)	31
Reggie Barlow (1998)	30

KICKOFF RETURN TOUCHDOWNS

MARQISE LEE (2016)	1
Maurice Jones-Drew (2007)	1
Several players tied	1

PUNT RETURNS

Alvin Pearman (2005)	49
Reggie Barlow (1998)	43
Damon Gibson (2001)	38
Reggie Barlow (1999)	38
Reggie Barlow (1997)	36
Mike Thomas (2010)	34
Ace Sanders (2014)	32
Chris Hudson (2006)	32
Chris Hudson (1996)	32
Reggie Barlow (2000)	29

PUNT RETURN AVERAGE (MIN. 15 RETURNS)

Rashad Greene Sr. (2015)	16.72
DEDE WESTBROOK (2018)	14.00
Reggie Barlow (1998)	12.91
Bobby Shaw (2002)	12.40
David Allen (2003)	12.00
Reggie Barlow (1997)	11.44
Brian Witherspoon (2008)	11.29
Reggie Barlow (1999)	10.89
Chris Hudson (1996)	10.88
Mike Thomas (2010)	10.53

KICKOFF RETURN YARDS

Brian Witherspoon (2008)	1,250
Deji Karim (2010)	1,248
Jordan Todman (2014)	972
Derrick Wimbush (2005)	955
Maurice Jones-Drew (2006)	860
David Allen (2003)	831
Maurice Jones-Drew (2007)	811
Shyrone Stith (2000)	785
Reggie Barlow (1998)	747
Jordan Todman (2013)	712

KICKOFF RETURN AVERAGE (MIN. 25 RETURNS)

Maurice Jones-Drew (2006)	27.74
Jordan Todman (2013)	27.38
Maurice Jones-Drew (2007)	26.16
Jordan Todman (2014)	25.58
Deji Karim (2010)	24.96
Corey Grant (2017)	24.90
Reggie Barlow (1998)	24.90
Mike Thomas (2009)	24.77

PUNT RETURN YARDS

Reggie Barlow (1998)	555
Reggie Barlow (1999)	414
Reggie Barlow (1997)	412
Alvin Pearman (2005)	410
Mike Thomas (2010)	358
Chris Hudson (1996)	348
Damon Gibson (2001)	333
David Allen (2003)	324
Bobby Shaw (2002)	310
Rashad Greene (2015)	301

PUNT RETURN TOUCHDOWNS

DEDE WESTBROOK (2018)	1
Jaydon Mickens (2017)	1
Rashad Greene Sr. (2015)	1
Mike Thomas (2010)	1
Bobby Shaw (2002)	1
Reggie Barlow (1998, 1999)	1

DEFENSE

INTERCEPTIONS

Rashean Mathis (2006)	8
A.J. BOUYE (2017)	6
Marlon McCree (2002)	6
Aaron Beasley (1999)	6
Nelson (2007)	5
Rashean Mathis (2005)	5
Donovin Darius (2004)	5
Rashean Mathis (2004)	5
Deon Figures (1997)	5
Several players tied	4

INTs RETURNED FOR TOUCHDOWN

Rashean Mathis (2008)	2
Aaron Beasley (1999)	2
Several players tied	1

SACKS

CALAIS CAMPBELL (2017)	14.5
YANNICK NGAOUÉ (2017)	12.0
Tony Brackens (1999)	12.0
Tony Brackens (2001)	11.0
CALAIS CAMPBELL (2018)	10.5
Kevin Hardy (1999)	10.5

TACKLES

Paul Posluszny (2012)	231
Hardy Nickerson (2001)	230
Russell Allen (2012)	201
Paul Posluszny (2011)	192
Mike Peterson (2005)	190
Wali Rainer (2002)	188
Kevin Hardy (1998)	186
Mike Peterson (2004)	178

SINGLE-SEASON RECORDS



DEFENSE & FUMBLES

TAKEAWAYS

Donovin Darius (2004)	9
Rashean Mathis (2006)	8
Marlon McCree (2002)	6
Aaron Beasley (1999)	6

FORCED FUMBLES

Tony Brackens (1999)	8
YANNICK NGAOUE (2017)	6
Tony Brackens (1997)	6

FUMBLES

Blake Bortles (2015)	14
Blaine Gabbert (2011)	14
David Garrard (2009)	14
Mark Brunell (1996)	13
David Garrard (2010)	11
Byron Leftwich (2003)	11

OPPONENT FUMBLE RECOVERIES

Donovin Darius (2004)	4
Bryan Schwartz (1998)	4

FUMBLES LOST

David Garrard (2009)	8
Blake Bortles (2016)	6
Byron Leftwich (2003)	6
Blake Bortles (2015)	5
Blaine Gabbert (2011)	5
Blake Bortles (2018)	4
David Garrard (2010)	4
Several players tied	3

SINGLE-GAME RECORDS

SCORING

POINTS

James Stewart (Oct. 12, 1997 vs. Phi.)	30
Maurice Jones-Drew (Dec. 11, 2011 vs. T.B.)	24
Fred Taylor (Nov. 19, 2000 at Pit.)	24
Several players tied	18

FIELD GOALS

Josh Scobee (Oct. 10, 2010 at Buf.)	5
Josh Scobee (Nov. 25, 2007 vs. Buf.)	5
Mike Hollis (Sept. 10, 2000 at Bal.)	5
Mike Hollis (Nov. 30, 1997 vs. Bal.)	5
Mike Hollis (Dec. 1, 1996 vs. Cin.)	5
Several players tied	4

TOUCHDOWNS

James Stewart (Oct. 12, 1997 vs. Phi.)	5
Maurice Jones-Drew (Dec. 11, 2011 vs. T.B.)	4
Fred Taylor (Nov. 19, 2000 at Pit.)	4
Several players tied	3

EXTRA POINTS

Josh Scobee (Dec. 23, 2007 vs. Oak.)	7
JOSH LAMBO (Dec. 17, 2017 vs. Hou.)	6
Mike Hollis (Dec. 3, 2000 vs. Cle.)	6
Mike Hollis (Nov. 1, 1998 at Bal.)	6
Several players tied	5



PASSING

PASSING YARDS

Mark Brunell (Sept. 22, 1996 at N.E.)	432
Blake Bortles (Oct. 7, 2018 at K.C.)	430
Mark Brunell (Oct. 20, 1996 at STL)	421
Blake Bortles (Sept. 30, 2018 vs. NYJ)	388
Mark Brunell (Sept. 10, 2000 at Bal.)	386
Blake Bortles (Dec. 24, 2017 at S.F.)	382
Blake Bortles (Nov. 8, 2015 at NYJ)	381
Blake Bortles (Sept. 16, 2018 vs. N.E.)	377
Mark Brunell (Sept. 20, 1998 vs. Bal.)	376
GARDNER MINSHEW II (OCT. 6, 2019 AT CAR) ...	374
Blake Bortles (Dec. 27, 2015 at N.O.)	368
Byron Leftwich (Oct. 10, 2004 at S.D.)	357

PASSING TDs

Blake Bortles (Dec. 6, 2015 at Ten.)	5
Blake Bortles (Sept. 16, 2018)	4
Blake Bortles (Sept. 24, 2017 vs. Bal.)	4
Blake Bortles (Oct. 11, 2015 at T.B.)	4
Chad Henne (Nov. 18, 2012 at Hou.)	4
David Garrard (Oct. 31, 2010 at Dal.)	4
Quinn Gray (Dec. 30, 2007 at Hou.)	4
Mark Brunell (Nov. 29, 1998 at Cin.)	4

PASS ATTEMPTS

Blake Bortles (Oct. 7, 2018 at K.C.)	61
Blake Bortles (Oct. 27, 2016 vs. Ten.)	54
Byron Leftwich (Oct. 10, 2004 at S.D.)	54
Blake Bortles (Oct. 18, 2015 vs. Hou.)	53
Mark Brunell (Oct. 20, 1996 at STL)	52
Blake Bortles (Nov. 12, 2017 vs. LAC)	51
Chad Henne (Dec. 29, 2013 at Ind.)	51
Chad Henne (Dec. 23, 2012 vs. N.E.)	51
Blake Bortles (Dec. 24, 2017 at S.F.)	50
Blake Bortles (Oct. 4, 2015 at Ind.)	50
Mark Brunell (Sept. 10, 2000 at Bal.)	50

INTERCEPTIONS

Mark Brunell (Oct. 20, 1996 at STL)	5
Blake Bortles (Oct. 7, 2018 at K.C.)	4
Luke McCown (Sept. 18, 2011 at NYJ)	4
David Garrard (Sept. 19, 2010 at S.D.)	4
David Garrard (Nov. 12, 2006 vs. Hou.)	4
Several players tied	3

AVG. GAIN PER ATTEMPT (MIN. 20 ATTEMPTS)

David Garrard (Oct. 21, 2010 at Dal.)	12.38
Rob Johnson (Aug. 31, 1997 at Bal.)	12.25
Byron Leftwich (Oct. 5, 2003 vs. S.D.)	12.00
Mark Brunell (Nov. 1, 1998 at Bal.)	11.85
Mark Brunell (Nov. 21, 1999 vs. N.O.)	11.70
Mark Brunell (Sept. 22, 1996 at N.E.)	11.08

PASS COMPLETIONS

Mark Brunell (Oct. 20, 1996 at STL)	37
Byron Leftwich (Oct. 10, 2004 at S.D.)	36
Blake Bortles (Oct. 7, 2018 at K.C.)	33
Blake Bortles (Oct. 27, 2016 at Ten.)	33
Blake Bortles (Dec. 24, 2017 at S.F.)	32
Blake Bortles (Oct. 12, 2014 at Ten.)	32
Blake Bortles (Nov. 13, 2016 vs. Hou.)	32
Blake Bortles (Nov. 29, 2015 vs. S.D.)	30
Blake Bortles (OCT. 18, 2015 vs Hou.)	30
Chad Henne (Dec. 29, 2013 at Ind.)	30
David Garrard (Oct. 18, 2009 vs. STL)	30
Mark Brunell (Oct. 15, 1995 vs. Chi)	30

COMPLETION % (MIN. 20 ATTEMPTS)

GARDNER MINSHEW II (SEPT. 8, 2019 VS. K.C.).....	88.0
Mark Brunell (Sept. 7, 2003 at Car.)	85.2
Mark Brunell (Oct. 29, 2000 at Dal.)	83.3
Rob Johnson (Aug. 31, 1997 at Bal.)	83.3
David Garrard (Dec. 2, 2007 at Ind.)	82.8
David Garrard (Oct. 31, 2010 at Dal.)	81.0
David Garrard (Oct. 10, 2010 at Buf.)	80.0
Mark Brunell (Oct. 6, 1996 at N.O.)	80.0

SINGLE-GAME RECORDS



RUSHING

RUSHING YARDS

Fred Taylor (Nov. 19, 2000 at Pit.).....	234
LEONARD FOURNETTE (Sept. 29, 2019 at Den.)..	225
Fred Taylor (Dec. 21, 2003 vs. N.O.).....	194
Maurice Jones-Drew (Dec. 5, 2010 at Ten.).....	186
Fred Taylor (Dec. 6, 1998 vs. Det.).....	183
LEONARD FOURNETTE (Oct. 8, 2017 at Pit.).....	181
Fred Taylor (Dec. 3, 2000 vs. Cle.).....	181
Maurice Jones-Drew (Sept. 23, 2012 at Ind.).....	177
Maurice Jones-Drew (Nov. 1, 2009 at Ten.).....	177
Maurice Jones-Drew (Jan. 1, 2012 vs. Ind.).....	169

RUSHING TOUCHDOWNS

James Stewart (Oct. 12, 1997 vs. Phi.).....	5
Maurice Jones-Drew (Oct. 18, 2009 vs. STL).....	3
Maurice Jones-Drew (Sept. 27, 2009 at Hou.).....	3
Fred Taylor (Dec. 3, 2000 vs. Cle.).....	3
Fred Taylor (Nov. 19, 2000 at Pit.).....	3
Fred Taylor (Nov. 15, 1998 vs. T.B.).....	3
Several players tied	2

RUSHING ATTEMPTS

Fred Taylor (Dec. 21, 2003 vs. N.O.).....	34
Maurice Jones-Drew (Oct. 18, 2009 vs. STL).....	33
Fred Taylor (Nov. 23, 2003 at NYJ).....	32
Fred Taylor (Dec. 17, 2000 at Cin.).....	32
Fred Taylor (Dec. 6, 1998 vs. Det.).....	32
Maurice Jones-Drew (Dec. 5, 2010 at Ten.).....	31
Fred Taylor (Oct. 29, 2000 at Dal.).....	31
Several players tied	30

RUSHING AVERAGE (MIN. 10 ATTEMPTS)

Maurice Jones-Drew (Dec. 10, 2006 vs. Ind.).....	11.07
Maurice Jones-Drew (Oct. 14, 2007 vs. Hou.).....	10.42
Fred Taylor (Oct. 31, 1999 at Cin.).....	8.53
Maurice Jones-Drew (Sept. 24, 2006 at Ind.).....	7.92
Stacey Mack (Dec. 30, 2001 vs. K.C.).....	7.81
Fred Taylor (Nov. 19, 2000 at Pit.).....	7.80
LEONARD FOURNETTE (Sept. 29, 2019 at Den.) ..	7.76



RECEIVING & YARDAGE

RECEPTIONS

Keenan McCardell (Oct. 20, 1996 at STL).....	16
Jimmy Smith (Sept. 10, 2000 at Bal.).....	15
Justin Blackmon (Oct. 13, 2013 at Den.).....	14
Jimmy Smith (Jan. 2, 2000 vs. Cin.).....	14
Allen Hurns (Oct. 4, 2015 at Ind.).....	11
Keenan McCardell (Dec. 23, 2000 at NYG).....	11
Keenan McCardell (Oct. 1, 2000 vs. Pit.).....	11
Keenan McCardell (Dec. 7, 1997 vs. N.E.).....	11
Several players tied	10

RECEIVING TDs

Marcedes Lewis (Sept. 24, 2017 vs. Bal.).....	3
Allen Robinson (Dec. 6, 2015 at Ten.).....	3
Jimmy Smith (Sept. 10, 2000 at Bal.).....	3
Several players tied	2

YARDS PER RECEPTION (MIN. 4 RECEPTIONS)

DJ CHARK JR. (SEPT. 8, 2019 VS. K.C.).....	36.5
Justin Blackmon (Nov. 18, 2012 at Hou.).....	33.7
Ernest Wilford (Dec. 24, 2005 at tHou.).....	29.5
Andre Rison (Sept. 22, 1996 at N.E.).....	28.8

RECEIVING YARDS

Jimmy Smith (Sept. 10, 2000 at Bal.).....	291
Justin Blackmon (Nov. 18, 2012 at Hou.).....	236
Keenan McCardell (Oct. 20, 1996 at STL).....	232
Jimmy Smith (Nov. 21, 1999 vs. N.O.).....	220
Justin Blackmon (Oct. 13, 2013 at Den.).....	190
KEELAN COLE (Dec. 17, 2017 vs. Hou.).....	186
Jimmy Smith (Jan. 2, 2000 vs. Cin.).....	165
DJ CHARK JR. (OCT. 6, 2019 AT CAR).....	164
Jimmy Smith (Sept. 22, 1997 vs. Pit.).....	164
Jimmy Smith (Dec. 1, 1996 vs. Cin.).....	162

SCRIMMAGE YARDS

Jimmy Smith (Sept. 10, 2000 at Bal.).....	291
Fred Taylor (Nov. 19, 2000 at Pit.).....	248
LEONARD FOURNETTE (Sept. 29, 2019 at Den.)..	245
Fred Taylor (Sept. 29, 2002 vs. NYJ).....	237
Justin Blackmon (Nov. 18, 2012 at Hou.).....	236
Keenan McCardell (Oct. 20, 1996 at Stl.).....	232
Fred Taylor (Dec. 21, 2003 at N.O.).....	225
Maurice Jones-Drew (Nov. 21, 2010 vs. Cle.).....	220
Jimmy Smith (Nov. 21, 1999 vs. N.O.).....	220
Fred Taylor (Sept. 20, 1998 vs. Bal.).....	213



ALL-PURPOSE YARDS

Maurice Jones-Drew (Dec. 10, 2006 vs. Ind.).....	303
Jimmy Smith (Sept. 10, 2000 at Bal.).....	291
Maurice Jones-Drew (Oct. 14, 2007 vs. Hou.).....	260
Fred Taylor (Nov. 19, 2000 at Pit.).....	248
LEONARD FOURNETTE (Sept. 29, 2019 at Den.)..	245
Maurice Jones-Drew (Sept. 24, 2006 at Ind.).....	244
Fred Taylor (Sept. 29, 2002 vs. NYJ).....	237
Justin Blackmon (Nov. 18, 2012 at Hou.).....	236
Keenan McCardell (Oct. 20, 1996 at Stl.).....	232
Fred Taylor (Dec. 21, 2003 vs. N.O.).....	225

PUNTING

PUNTS

Bryan Anger (Sept. 8, 2013 vs. K.C.).....	11
Adam Podlesh (Nov. 16, 2008 vs. Ten.).....	10
Several players tied	9

PUNTS INSIDE 20

Bryan Barker (Nov. 14, 1999 vs. Bal.).....	8
Bryan Anger (Nov. 17, 2013 vs. Ari.).....	6
Bryan Barker (Oct. 3, 1999 vs. Pit.).....	6

GROSS AVERAGE (MIN. 4 PUNTS)

Bryan Anger (Dec. 23, 2012 vs. N.E.).....	56.3
Bryan Anger (Oct. 11, 2015 at T.B.).....	55.3
Brad Nortman (Oct. 16, 2016 at Chi.).....	55.0
Bryan Barker (Oct. 19, 1997 at Dal.).....	53.8
Brad Nortman (Oct. 2, 2016 vs. Ind.).....	53.6
Bryan Anger (Sept. 9, 2012 at Min.).....	53.5
Bryan Anger (Sept. 23, 2012 at Ind.).....	53.5

NET AVERAGE (MIN. 4 PUNTS)

Brad Nortman (Oct. 16, 2016 at Chi.).....	52.2
Bryan Anger (Nov. 4, 2012 vs. Det.).....	50.5
LOGAN COOKE (Dec. 16, 2018 vs. Was.).....	50.2
Adam Podlesh (Dec. 23, 2007 vs. Oak.).....	49.8
Chris Hanson (Nov. 10, 2002 vs. Was.).....	48.2



SINGLE-GAME RECORDS



RETURNS

KICKOFF RETURNS

Deji Karim (Oct. 18, 2010 vs. Ten.)	7
Jermaine Lewis (Oct. 10, 2004 at S.D.)	7
Curtis Marsh (Nov. 12, 1995 vs. Sea.)	7
Several players tied	6

KICKOFF RETURN AVERAGE (MIN. 3 RETURNS)

Maurice Jones-Drew (Nov. 4, 2007 at N.O.)	47.33
Derrick Wimbush (Nov. 27, 2005 at Ari.)	46.00
Brian Witherspoon (Sept. 7, 2008 at Ten.)	41.33
Randy Jordan (Oct. 13, 1996 vs. NYJ)	39.67
Tiquan Underwood (Sept. 12, 2010 vs. Den.)	38.33

KICKOFF RETURN YARDS

Reggie Barlow (Oct. 25, 1998 at Den.)	206
Jordan Todman (Sept. 28, 2014 at S.D.)	174
Jordan Todman (Nov. 2, 2014 at Cin.)	173
Curtis Marsh (Nov. 12, 1995 vs. Sea.)	169
Deji Karim (Oct. 18, 2010 vs. Ten.)	168
Reggie Barlow (Dec. 7, 1997 vs. N.E.)	157
Rashad Jennings (Nov. 18, 2012 at Hou.)	149
David Allen (Dec. 14, 2003 at N.E.)	147
Alvis Whitted (Dec. 26, 1999 at Ten.)	147
Mike Thomas (Nov. 1, 2009 at Ten.)	146

KICKOFF RETURN TDs

Marqise Lee (Dec. 18, 2016 at Hou.)	1
Maurice Jones-Drew (Nov. 4, 2007 at N.O.)	1
Maurice Jones-Drew (Dec. 10, 2006 vs. Ind.)	1
Derrick Wimbush (Nov. 27, 2005 at Ari.)	1
Elvis Joseph (Nov. 18, 2001 at Pit.)	1
Alvis Whitted (Dec. 26, 1999 at Ten.)	1
Reggie Barlow (Dec. 7, 1997 vs. N.E.)	1

PUNT RETURN YARDS

Reggie Barlow (Sept. 13, 1998 vs. K.C.)	134
Mike Thomas (Dec. 19, 2010 at Ind.)	99
DEDE WESTBROOK (Dec. 16, 2018 vs. Was.)	84
Jaydon Mickens (Dec. 10, 2017 vs. Sea.)	82
Desmond Howard (Sept. 24, 1995 vs. G.B.)	82
Reggie Barlow (Sept. 20, 1998 vs. Bal.)	81
Reggie Barlow (Nov. 21, 1999 vs. N.O.)	80
Reggie Barlow (Nov. 23, 1997 at Cin.)	79
Jermaine Lewis (Sept. 19, 2004 vs. Den.)	78
Rashad Greene Sr. (Nov. 19, 2015 vs. Ten.)	76
Reggie Barlow (Nov. 2, 1997 at Ten.)	76

PUNT RETURN YARD AVG.

Reggie Barlow (Sept. 13, 1998 vs. K.C.)	44.67
DEDE WESTBROOK (Dec. 16, 2018 vs. Was.)	28.00
Reggie Barlow (Nov. 23, 1997 at Cin.)	26.33
Reggie Barlow (Nov. 2, 1997 at Ten.)	25.33
Mike Thomas (Dec. 19, 2010 at Ind.)	24.75
Reggie Barlow (Nov. 29, 1998 at Cin.)	23.00
Brian Witherspoon (Nov. 29, 2009 at S.F.)	21.00
Desmond Howard (Sept. 24, 1995 vs. G.B.)	20.50



PUNT RETURNS

Alvin Pearman (Dec. 18, 2005 vs. S.F.)	7
Alvin Pearman (Nov. 13, 2005 vs. Bal.)	7
Ace Sanders (Nov. 17, 2013 vs. Ari.)	6
Mike Thomas (Oct. 24, 2011 vs. Bal.)	6
David Allen (Dec. 7, 2003 vs. Hou.)	6
Reggie Barlow (Dec. 3, 2000 vs. Cle.)	6
R. Jay Soward (Oct. 8, 2000 vs. Bal.)	6
Reggie Barlow (Nov. 14, 1999 vs. Bal.)	6
Reggie Barlow (Sept. 20, 1998 vs. Bal.)	6
Several players tied	5

PUNT RETURN TDs

DEDE WESTBROOK (Dec. 16, 2018 vs. Was.)	1
Jaydon Mickens (Nov. 5, 2017 vs. Cin.)	1
Rashad Greene Sr. (Dec. 13, 2015 vs. Ind.)	1
Mike Thomas (Dec. 19, 2010 at Ind.)	1
Bobby Shaw (Oct. 6, 2002 vs. Phi.)	1
Reggie Barlow (Nov. 21, 1999 vs. N.O.)	1
Reggie Barlow (Sept. 13, 1998 vs. K.C.)	1

DEFENSE, FUMBLES & BLOCKS

INTERCEPTIONS

JALEN RAMSEY (Nov. 18, 2018 vs. Pit)	2
A.J. BOUYE (Dec. 10, 2017 vs. Sea.)	2
Tashaun Gipson (Oct. 8, 2017 at Pit.)	2
Davon House (Nov. 15, 2015 at Bal.)	2
Derek Cox (Oct. 31, 2010 at Dal.)	2
Rashean Mathis (Nov. 5, 2006 vs. Ten.)	2
Rashean Mathis (Sept. 18, 2006 vs. Pit.)	2
Terry Cousin (Nov. 13, 2005 vs. Bal.)	2
Rashean Mathis (Oct. 30, 2005 at STL)	2
Donovin Darius (Jan. 2, 2005 at Oak.)	2
Rashean Mathis (Dec. 19, 2004 at G.B.)	2
Marlon McCree (Sept. 15, 2002 at K.C.)	2
Rayna Stewart (Sept. 10, 2000 at Bal.)	2
Aaron Beasley (Sept. 12, 1999 vs. S.F.)	2
Deon Figures (Aug. 31, 1997 at Bal.)	2

OPPONENT FUMBLE RECOVERIES

Telvin Smith (Nov. 23, 2014 at Ind.)	2
Tony Brackens (Sept. 29, 1996 vs. Car.)	2
Darren Carrington (Oct. 1, 1995 at Hou.)	2

TACKLES

Hardy Nickerson (Nov. 25, 2001 vs. Bal.)	23
Russell Allen (Sept. 16, 2012 vs. Hou.)	22
Wali Rainer (Oct. 13, 2002 at Ten.)	22
T.J. Slaughter (Nov. 25, 2001 vs. Bal.)	22
Paul Posluszny (Dec. 19, 2012 at Mia.)	21
Bryan Schwartz (Dec. 17, 1995 at Det.)	21
Russell Allen (Nov. 18, 2012 at Hou.)	20
Daryl Smith (Dec. 18, 2010 at Ind.)	20
Kevin Hardy (Nov. 1, 1998 at Bal.)	20

INTs RETURNED FOR TOUCHDOWN

Telvin Smith (Dec. 23, 2018 at Mia.)	1
MYLES JACK (Sept. 9, 2018 at NYG)	1
Barry Church (Oct. 8, 2017 at Pit.)	1
Telvin Smith (Oct. 8, 2017 at Pit.)	1
JALEN RAMSEY (Dec. 24, 2016 vs. Ten.)	1
Telvin Smith (Oct. 25, 2015 vs. Buf.)	1
Dwayne Gratz (Dec. 28, 2014 at Hou.)	1
Paul Posluszny (Oct. 13, 2013 at Den.)	1
Rashean Mathis (Sept. 21, 2008 at Ind.)	1
Rashean Mathis (Oct. 5, 2008 vs. Pit.)	1
Clint Ingram (Dec. 9, 2007 vs. Car.)	1
Aaron Glenn (Oct. 28, 2007 at T.B.)	1
Scott Starks (Nov. 5, 2006 vs. Ten.)	1
Mike Peterson (Nov. 13, 2005 vs. Bal.)	1
Rashean Mathis (Oct. 16, 2005 at Pit.)	1
Tony Brackens (Nov. 28, 1999 at Bal.)	1
Aaron Beasley (Sept. 26, 1999 vs. Ten.)	1
Aaron Beasley (Sept. 12, 1999 vs. S.F.)	1
Mickey Washington (Oct. 22, 1995 at Cle.)	1

SACKS

CALAIS CAMPBELL (Sept. 10, 2017 at Hou.)	4.0
CALAIS CAMPBELL (SEPT. 19, 2019 VS. TEN.)	3.0
Chris Clemons (Nov. 23, 2014 at Ind.)	3.0
Paul Spicer (Sept. 25, 2005 at NYJ)	3.0
John Henderson (Oct. 6, 2002 vs. Phi.)	3.0
Kelvin Prichett (Oct. 5, 1997 vs. Cin.)	3.0

TAKEAWAYS

Darren Carrington (Oct. 1, 1995 at Hou.)	3
--	---

FORCED FUMBLES

Tony Brackens (Oct. 3, 1999 vs. Pit.)	3
Several players tied	2

BLOCKED FIELD GOALS

Tyson Alualu (Dec. 27, 2015 at N.O.)	1
Chris Clemons (Sept. 13, 2015 vs. Car.)	1
Rashean Mathis (Oct. 2, 2005 vs. Den.)	1
John Henderson (Dec. 8, 2002 vs. Cle.)	1
Marcus Stroud (Sept. 8, 2002 vs. Ind.)	1
Marcus Stroud (Dec. 3, 2001 vs. G.B.)	1
Clyde Simmons (Sept. 22, 1997 vs. Pit.)	1
Clyde Simmons (Dec. 1, 1996 vs. Cin.)	1

BLOCKED PUNTS

Dan Skuta (Jan. 1, 2017 at Ind.)	1
Hayes Pullard III (Nov. 29, 2015 vs. S.D.)	1
J.T. Thomas (Sept. 8, 2013 vs. K.C.)	1
Mike Harris (Dec. 30, 2012 at Ten.)	1
Kassim Osgood (Dec. 15, 2011 at Atl.)	1
Rashad Jennings (Sept. 19, 2010 at S.D.)	1
Jorge Cordova (Dec. 10, 2006 vs. Ind.)	1
Gerald Sensabaugh (Oct. 8, 2006 vs. NYJ)	1
Derrick Wimbush (Oct. 9, 2005 vs. Cin.)	1
Eric Westmoreland (Oct. 27, 2002 vs. Hou.)	1
Donovin Darius (Sept. 10, 2001 vs. Pit.)	1
Donovin Darius (Oct. 1, 2000 vs. Pit.)	1
Dave Thomas (Nov. 14, 1999 vs. Bal.)	1
Alvis Whitted (Nov. 1, 1998 at Bal.)	1
Dave Thomas (Oct. 12, 1997 vs. Phi.)	1
Mike Dumas (Dec. 3, 1995 at Den.)	1

ROOKIE RECORDS



SCORING & PASSING

POINTS (SEASON)

Fred Taylor (1998).....	102
Maurice Jones-Drew (2006).....	96
Josh Scobee (2004).....	93
Seth Marler (2003).....	90
LEONARD FOURNETTE (2017).....	79
Allen Hurns (2014).....	36
Justin Blackmon (2012).....	32
Willie Jackson (1995).....	32
Matt Jones (2005).....	30
Hayden Epstein (2002).....	28

TOUCHDOWNS (SEASON)

Fred Taylor (1998).....	17
Maurice Jones-Drew (2006).....	16
LEONARD FOURNETTE (2017).....	9
Allen Hurns (2014).....	6
Matt Jones (2005).....	5
Justin Blackmon (2012).....	5
Greg Jones (2004).....	3
LaBrandon Toefield (2003).....	3
Elvis Joseph (2001).....	3
James Stewart (1995).....	3

PASSING YARDS (SEASON)

Blake Bortles (2014).....	2,908
Byron Leftwich (2003).....	2,819
Blaine Gabbert (2011).....	2,214
GARDNER MINSHEW II.....	1,279
Jonathan Quinn (1998).....	387
David Garrard (2002).....	231
LaBrandon Toefield (2003).....	32
Rob Johnson (1995).....	24
Ace Sanders (2013).....	21

PASSING YARDS (GAME)

GARDNER MINSHEW II (OCT. 6, 2019 AT CAR).....	374
Blake Bortles (Oct. 12, 2014 at Ten.).....	336
Byron Leftwich (Oct. 5, 2003 vs. S.D.).....	336
Blake Bortles (Nov. 9, 2014 vs. Dal.).....	290
Byron Leftwich (Dec. 14, 2003).....	288
GARDNER MINSHEW II (SEPT. 8, 2019 VS. K.C.).....	275
Byron Leftwich (Oct. 12, 2003).....	256
Blake Bortles (Sept. 28, 2014 at S.D.).....	254
Blake Bortles (Nov. 2, 2014 at Cin.).....	247
Byron Leftwich (Sept. 28, 2003 at Hou.).....	231

PASS ATTEMPTS (SEASON)

Blake Bortles (2014).....	475
Byron Leftwich (2003).....	418
Blaine Gabbert (2011).....	413
GARDNER MINSHEW II.....	165
Jonathan Quinn (1998).....	64
David Garrard (2002).....	46
Rob Johnson (1995).....	7
Matt Jones (2005).....	3
LaBrandon Toefield (2003).....	2

PASS ATTEMPTS (GAME)

Blake Bortles (Oct. 12, 2014 at Ten.).....	46
GARDNER MINSHEW II (OCT. 6, 2019 AT CAR).....	44
Byron Leftwich (Oct. 12, 2003 vs. Mia.).....	42
Blaine Gabbert (Dec. 24, 2011 at Ten.).....	42
Blaine Gabbert (Oct. 2, 2011 vs. N.O.).....	42
Blaine Gabbert (Nov. 20, 2011 at Cle.).....	41
Byron Leftwich (Dec. 14, 2003 at N.E.).....	40
Blake Bortles (Dec. 14, 2014 at Bal.).....	37
Blake Bortles (Dec. 7, 2014 vs. Hou.).....	39

PASS COMPLETIONS (SEASON)

Blake Bortles (2014).....	280
Byron Leftwich (2003).....	239
Blaine Gabbert (2011).....	210
GARDNER MINSHEW II.....	110
Jonathan Quinn (1998).....	34
David Garrard (2002).....	23
Rob Johnson (1995).....	3
Matt Jones (2005).....	2

PASS COMPLETIONS (GAME)

Blake Bortles (Oct. 12, 2014 at Ten.).....	32
Blake Bortles (Sept. 28, 2014 at S.D.).....	29
GARDNER MINSHEW II (OCT. 6, 2019 AT CAR).....	26
Byron Leftwich (Oct. 12, 2003 vs. Mia.).....	24
GARDNER MINSHEW II (SEPT. 15, 2019 AT HOU).....	23
GARDNER MINSHEW II (SEPT. 8, 2019 VS. K.C.).....	22
Blake Bortles (Nov. 9, 2014 vs. Dal.).....	22
Blake Bortles (Nov. 2, 2014 at Cin.).....	22
Blake Bortles (Oct. 5, 2014 vs. Pit.).....	22
Blaine Gabbert (Nov. 20, 2011 at Cle.).....	22
Byron Leftwich (Nov. 2, 2003 at Bal.).....	22

PASSING TDs (SEASON)

Byron Leftwich (2003).....	14
Blaine Gabbert (2011).....	12
Blake Bortles (2014).....	11
GARDNER MINSHEW II.....	9
Jonathan Quinn (1998).....	2
David Garrard (2002).....	1
Ace Sanders (2013).....	1

PASSING TDs (GAME)

GARDNER MINSHEW II (OCT. 6, 2019 AT CAR).....	2
GARDNER MINSHEW II (SEPT. 29, 2019 AT DEN).....	2
GARDNER MINSHEW II (SEPT. 19, 2019 VS. TEN).....	2
GARDNER MINSHEW II (SEPT. 8, 2019 VS. K.C.).....	2
Blake Bortles (Nov. 2, 2014 at Cin.).....	2
Blake Bortles (Sept. 21, 2014 vs. Ind.).....	2
Blaine Gabbert (Dec. 11, 2011 vs. T.B.).....	2
Blaine Gabbert (Dec. 5, 2011 vs. S.D.).....	2
Byron Leftwich (Oct. 5, 2003 vs. S.D.).....	2

INTERCEPTIONS (SEASON)

Blake Bortles (2014).....	17
Byron Leftwich (2003).....	16
Blaine Gabbert (2011).....	11
Jonathan Quinn (1998).....	3
David Garrard (2002).....	2
GARDNER MINSHEW II.....	1
Rob Johnson (1995).....	1

INTERCEPTIONS (GAME)

Blake Bortles (Oct. 19, 2014 vs. Cle.).....	3
Byron Leftwich (Oct. 12, 2003 vs. Mia.).....	3
Byron Leftwich (Sept. 28, 2003 at Hou.).....	3
Several players tied.....	2



RUSHING

RUSHING YARDS (SEASON)

Fred Taylor (1998).....	1,223
LEONARD FOURNETTE (2017).....	1,040
Maurice Jones-Drew (2006).....	941
T.J. Yeldon (2015).....	740
James Stewart (1995).....	525
Blake Bortles (2014).....	419
Elvis Joseph (2001).....	294
LaBrandon Toefield (2003).....	212
Rashad Jennings (2009).....	202
Greg Jones (2004).....	162
Deji Karim (2010).....	160

RUSHING YARDS (GAME)

Fred Taylor (Dec. 6, 1998 vs. Det.).....	183
LEONARD FOURNETTE (OCT. 8, 2017 AT PIT.).....	181
Maurice Jones-Drew (Dec. 10, 2006 vs. Ind.).....	166
Maurice Jones-Drew (Dec. 24, 2006 vs. N.E.).....	131
LEONARD FOURNETTE (OCT. 15, 2017 VS. LAR) ..	130
Fred Taylor (Nov. 15, 1998 vs. T.B.).....	128
Fred Taylor (Sept. 20, 1998 vs. Bal.).....	128
Fred Taylor (Nov. 8, 1998 vs. Cin.).....	118
Fred Taylor (Sept. 27, 1998 at Ten.).....	116
T.J. Yeldon (Oct. 25, 2015 vs. Buf.).....	115

RUSHING ATTEMPTS (SEASON)

LEONARD FOURNETTE (2017).....	268
Fred Taylor (2003).....	264
T.J. Yeldon (2015).....	182
Maurice Jones-Drew (2006).....	166
James Stewart (1995).....	137
Elvis Joseph (2001).....	68
Greg Jones (2004).....	62
Blake Bortles (2014).....	56
LaBrandon Toefield (2003).....	53
Blaine Gabbert (2011).....	48

ROOKIE RECORDS



RUSHING

RUSHING ATTEMPTS (GAME)

Fred Taylor (Dec. 6, 1998 vs. Det.)	32
LEONARD FOURNETTE (Oct. 8, 2017 at Pit.)	28
LEONARD FOURNETTE (Nov. 19, 2017 at Cle.)	28
Fred Taylor (Nov. 8, 1998 vs. Cin.)	27
LEONARD FOURNETTE (Sept. 10, 2017 at Hou.)	26
Maurice Jones-Drew (Dec. 17, 2006 at Ten.)	25
Fred Taylor (Sept. 27, 1998 at Ten.)	25
T.J. Yeldon (Sept. 20, 2015 vs. Mia.)	25
LEONARD FOURNETTE (Dec. 10, 2017 vs. Sea.)	24
LEONARD FOURNETTE (Oct. 1, 2017 at NYJ)	24
Fred Taylor (Dec. 20, 1998 at Min.)	23
Fred Taylor (Sept. 20, 1998 vs. Bal.)	23

RUSHING TDs (SEASON)

Fred Taylor (1998)	14
Maurice Jones-Drew (2006)	13
LEONARD FOURNETTE (2017)	9
Greg Jones (2004)	3
T.J. Yeldon (2015)	2
Storm Johnson (2014)	2
Byron Leftwich (2003)	2
LaBrandon Toefield (2003)	2
David Garrard (2002)	2
James Stewart (1995)	2

RUSHING TDs (GAME)

Fred Taylor (Nov. 15, 1998 vs. T.B.)	3
LEONARD FOURNETTE (Oct. 8, 2017)	2
Maurice Jones-Drew (Dec. 24, 2006 vs. N.E.)	2
Maurice Jones-Drew (Dec. 10, 2006 vs. Ind.)	2
Maurice Jones-Drew (Oct. 8, 2006 vs. NYJ)	2
David Garrard (Oct. 13, 2002 at Ten.)	2
Fred Taylor (Oct. 12, 1998 vs. Mia.)	2
Fred Taylor (Dec. 6, 1998 vs. Det.)	2
Several players tied	1

RECEIVING & YARDAGE

RECEPTIONS (SEASON)

Justin Blackmon (2012)	64
Willie Jackson (1995)	53
Allen Hurns (2014)	51
Ace Sanders (2013)	51
Allen Robinson (2014)	48
Mike Thomas (2009)	48
Maurice Jones-Drew (2006)	46
Fred Taylor (1998)	44
KEELAN COLE (2017)	42
Pete Mitchell (1995)	41

RECEIVING TDs (SEASON)

Allen Hurns (2014)	6
Justin Blackmon (2012)	5
Matt Jones (2005)	5
Willie Jackson (1995)	5
KEELAN COLE (2017)	3
Fred Taylor (1998)	3
Several players tied	2

SCRIMMAGE YARDS (SEASON)

Fred Taylor (1998)	1,644
Maurice Jones-Drew (2006)	1,377
LEONARD FOURNETTE (2017)	1,342
T.J. Yeldon (2015)	1,019
Justin Blackmon (2012)	888
KEELAN COLE (2017)	748
James Stewart (1995)	715
Allen Hurns (2014)	677

RECEPTIONS (GAME)

Pete Mitchell (Nov. 19, 1995 at T.B.)	10
Fred Taylor (Sept. 20, 1998 vs. Bal.)	9
Allen Robinson (Oct. 12, 2014 at Ten.)	8
Ace Sanders (Dec. 1, 2013 at Cle.)	8
Ace Sanders (Nov. 17, 2013 vs. Ari.)	8
Zach Miller (Jan. 3, 2010 at Cle.)	8
Several players tied	7

YARDS/REC. (SEASON) (MIN. 25 RECEPTIONS)

KEELAN COLE (2017)	17.80
Justin Blackmon (2012)	13.52
Allen Hurns (2014)	13.27
Pete Mitchell (1995)	12.85
Matt Jones (2005)	12.00
Allen Robinson (2014)	11.42
Marqise Lee (2014)	11.41
Willie Jackson (1995)	11.11
Reggie Williams (2004)	9.93
Fred Taylor (1998)	9.57
Ace Sanders (2013)	9.49

ALL-PURPOSE YARDS (SEASON)

Maurice Jones-Drew (2006)	2,250
Fred Taylor (1998)	1,653
Brian Witherspoon (2008)	1,442
Deji Karim (2010)	1,418
LEONARD FOURNETTE (2017)	1,342
Mike Thomas (2009)	1,301
David Allen (2003)	1,223

RECEIVING YARDS (SEASON)

Justin Blackmon (2012)	865
KEELAN COLE (2017)	748
Allen Hurns (2014)	677
Willie Jackson (1995)	589
Allen Robinson (2014)	548
Pete Mitchell (1995)	527
Ace Sanders (2013)	484
Mike Thomas (2009)	453
Maurice Jones-Drew (2006)	436
Matt Jones (2005)	432

YARDS/REC. (GAME) (MIN. 4 RECEPTIONS)

Justin Blackmon (Nov. 18, 2012 at Hou.)	33.71
Allen Hurns (Sept. 7, 2014 at Phi.)	27.50
KEELAN COLE (Dec. 17, 2017 vs. Hou.)	26.6
Matt Jones (Nov. 13, 2005 vs. Bal.)	23.40
Willie Jackson (Dec. 24, 1995 vs. Cle.)	20.25
T.J. Yeldon (Dec. 6, 2015 at Ten.)	19.75
Willie Jackson (Dec. 10, 1995 vs. Ind.)	18.83
Allen Robinson (Sept. 14, 2014 at Was.)	18.75

100-YARD RECEIVING GAMES (SEASON)

KEELAN COLE (2017)	2
Allen Hurns (2014)	2
Justin Blackmon (2012)	1
Matt Jones (2005)	1
Pete Mitchell (1995)	1

DEFENSE

SACKS (SEASON)

YANNICK NGAKOU (2016)	8.0
Tony Brackens (1996)	7.0
John Henderson (2002)	6.5
Kevin Hardy (1996)	5.5
Tyson Alualu (2010)	3.5
Derrick Harvey (2008)	3.5
Bobby McCray (2004)	3.5
JOSH ALLEN (2019)	3.0
Chris Smith (2014)	3.0
Akin Ayodele (2002)	3.0
Larry Smith (1999)	3.0

INTERCEPTIONS (SEASON)

Reggie Nelson (2007)	5
Derek Cox (2009)	4
Several players tied	2

TACKLES (SEASON)

Bryan Schwartz (1995)	161
Kevin Hardy (1996)	130
Clint Ingram (2006)	117
Akin Ayodele (2002)	108
T.J. Slaughter (2000)	108

TACKLES (GAME)

Bryan Schwartz (Dec. 17, 1995 at Det.)	21
Bryan Schwartz (Dec. 24, 1995 vs. Cle.)	19
Bryan Schwartz (Dec. 10, 1995 vs. Ind.)	17

TAKEAWAYS (SEASON)

Derek Cox (2009)	5
Reggie Nelson (2007)	5
Fernando Bryant (1999)	5



OPPONENT RECORDS



SCORING

POINTS

Derrick Henry, Tennessee (12/6/18)	24
Jeff Reed, Pittsburgh (12/1/02)	19

TOUCHDOWNS

Derrick Henry, Tennessee (12/6/18)	4
Several players tied (C. McCaffrey, CAR, 2019)	3

PASSING

PASSING YARDS

Matt Schaub, Hou. (11/18/12)	527
Drew Brees, N.O. (11/4/07)	445
Peyton Manning, Ind. (9/25/00)	440
Carson Palmer, Ari. (11/17/13)	419
Drew Brees, N.O. (12/27/15)	412

PASS ATTEMPTS

Matt Schaub, Hou. (11/16/12)	55
Andrew Luck, Ind. (12/2/18)	52
Vinny Testaverde, Bal. (11/24/96)	50
Rich Gannon, K.C. (11/9/97)	50
Shane Matthews, Was. (11/10/02)	50
Peyton Manning, Ind. (12/10/06)	50

INTERCEPTIONS THROWN

Ben Roethlisberger, Pit. (10/8/17)	5
Jon Kitna, Dal. (10/31/10)	4
Several players tied (J. Russell, Oak. 2007)	3

TOUCHDOWN PASSES

Steve McNair, Ten. (12/26/99)	5
Tony Banks, Bal. (9/10/00)	5
Matt Schaub, Hou. (11/18/12)	5
Several players tied (P. Rivers, S.D., 2015)	4

PASS COMPLETIONS

Matt Schaub, Hou. (11/18/12)	43
Drew Brees, N.O. (11/4/07)	35
Jon Kitna, Dal. (10/31/10)	34
Joe Flacco, Bal. (11/15/15)	33
Three players tied	33

YARDAGE

SCRIMMAGE YARDS

Andre Johnson, Hou. (11/18/12)	273
Josh Gordon, Cle. (12/1/13)	261
Chris Johnson, Ten. (11/1/09)	239
Derrick Henry, Ten. (12/6/18)	238
Christian McCaffrey, Car. (1-/6/19)	237

RUSHING

RUSHING YARDS

Derrick Henry, Ten. (12/6/18)	238
Chris Johnson, Ten. (11/1/09)	228
Arian Foster, Hou. (1/2/10)	180
Steven Jackson, Stl. (10/30/05)	179
Christian McCaffrey, Car. (10/6/19)	176
Shawn Alexander, Sea. (10/7/01)	176

RUSHING ATTEMPTS

Terry Allen, Was. (9/28/97)	36
Several players tied (A. Foster, Hou., 2011)	33

LONGEST RUSHING TDs

Chris Johnson, Ten. (11/1/09)	89
Marcus Mariota, Ten. (12/6/15)	87
Joey Galloway, Sea. (11/12/95)	86
LeSean McCoy, Buf. (11/27/16)	75
Bilal Powell, NYJ (10/1/17)	75

RUSHING TOUCHDOWNS

Derrick Henry, Ten. (12/6/18)	4
-------------------------------------	---

ALL-PURPOSE YARDS

Andre Johnson, Hou. (11/18/12)	273
Ridel Anthony, T.B. (11/15/98)	269
Josh Gordon, Cle. (12/1/13)	261
Eddy Drummond, Det. (11/14/04)	257
Andre Davis, Hou. (12/30/07)	254

KICKING

FIELD GOALS

Jeff Reed, Pit. (12/1/02)	6
Adam Vinatieri, N.E. (9/22/96)	5
Matt Stover, Bal. (10/8/00)	5

LONGEST FIELD GOALS

Jason Elam, Den. (10/25/98)	63
Blair Walsh, Min. (9/9/12)	55
Ryan Longwell, Min. (11/23/08)	54
Several players tied (N. Rackers, Hou., 2011)	53

EXTRA POINTS

Several players tied (P. Dawson, S.F., 2013)	6
--	---

MOST BLOCKED KICKS (FGs, PATs)

Several players tied (Z. Smith, Bal., 2015)	1
---	---

RECEIVING

RECEPTIONS

Reggie Wayne, Ind. (10/3/10)	15
Tim Brown, Oak. (12/21/97)	14
David Boston, S.D. (10/5/03)	14
Andre Johnson, Hou. (11/18/12)	14
Several players tied (A. Johnson, Hou. 2013)	13

RECEIVING YARDS

Andre Johnson, Hou. (11/18/12)	273
Josh Gordon, Cle. (12/1/13)	261
Albert Connell, Was. (10/22/00)	211
Sammy Watkins, K.C. (9/8/19)	198
Terrell Owens, Buf. (11/22/09)	197

LONGEST RECEPTIONS

Terrell Owens, Buf. (11/22/09)	98
Josh Gordon, Cle. (12/1/13)	95
Michael Floyd, Ari. (11/17/13)	91
Kevin Curtis, Stl. (10/30/05)	83
Kenny Britt, Ten. (9/11/11)	80

RECEIVING TOUCHDOWNS

Several players tied (S. Watkins, K.C., 2019)	3
---	---

PUNTING

PUNTS

Chris Gardocki, Cle. (12/3/00)	12
Several players tied (B. Hartmann, Hou., 2011)	10

LONGEST PUNTS

Brian Moorman, Buf. (9/12/04)	80
Josh Miller, Pit. (12/2/99)	75
Kyle Larson, Cin. (10/9/05)	75
Craig Hentrich, Ten. (11/5/06)	73

INSIDE THE 20 (MIN. 5 PUNTS)

Several players tied (D. Colquitt, K.C., 2013)	5
--	---

GROSS AVERAGE (MIN. 4 PUNTS)

Craig Hentrich, Ten. (11/4/01)	57.5
Mat McBriar, Dal. (9/10/06)	53.2
Josh Miller, Pit. (12/2/99)	52.7

OPPONENT RECORDS



DEFENSE

SACKS

Ryan Kerrigan, Was. (9/14/14).....	4.0
Connor Barwin, Hou. (11/27/11).....	4.0
John Abraham, Atl. (12/15/11).....	3.5
Whitney Mercilus, Hou. (1/3/16).....	3.5

TACKLES

Steven Tulloch, Ten. (12/5/10).....	17
Keith Brooking, Atl. (12/28/03).....	15
Jonathan Joseph, Cin. (11/2/08).....	15
Jerod Mayo, N.E. (12/27/09).....	15

INTERCEPTIONS

Samari Rolle, Ten. (12/26/99).....	3
Several players tied (M.Williams, NYJ, 2015).....	2

LONGEST INTERCEPTION RETURN TDs

Anthony Henry, Cle. (12/16/01).....	97t
Anthony Parker, Stl. (10/20/96).....	92t
Adam Jones, Ten. (12/17/06).....	83t
Matt Giordano, Stl. (10/6/12).....	82t

RETURNS

PUNT RETURNS

Jacoby Jones, Hou. (11/27/11).....	7
Dexter McCluster, K.C. (9/8/13).....	7
Several players tied (T. Holliday, Hou., 2012).....	6

PUNT RETURN YARDS

Eddie Drummond, Det. (11/14/04).....	199
Darius Reynaud, Ten. (12/30/12).....	160
Jacoby Jones, Hou. (11/27/11).....	116
Roscoe Parrish, Buf. (11/26/06).....	104

LONGEST PUNT RETURNS

Eddie Drummond, Det. (11/14/04).....	83t
Peter Warrick, Cin. (12/17/00).....	82t
Terrence Wilkins, Ind. (9/24/06).....	82t
Roscoe Parrish, Buf. (11/26/06).....	82t

KICKOFF RETURNS

MarTey Jenkins, Ari. (12/10/00).....	8
Nate Jacquet, Min. (12/23/01).....	8
Justin Miller, NYJ (10/8/06).....	8

KICKOFF RETURN YARDS

Andre Davis, Hou. (12/30/07).....	234
Glyn Milburn, Chi. (9/6/98).....	197
Adam Jones, Ten. (11/20/05).....	196

LONGEST KICKOFF RETURNS

Andre Davis, Hou. (12/30/07).....	104t
Pharoh Cooper, LAR (10/15/17).....	103t
Andre Davis, Hou. (12/30/07).....	97t
Aaron Bailey, Ind. (12/10/95).....	95t
Chad Simpson, Ind. (12/17/09).....	93t

