



WEEK ONE
NEW ORLEANS, LA.
1:00 PM EST





CAROLINA PANTHERS AT NEW ORLEANS SAINTS



SEPTEMBER 8, 2024 • 1:00 P.M. ET
NEW ORLEANS, LA • CAESARS SUPERDOME

THE MATCHUP

- The Morgan-Canales era begins in Carolina as the Panthers kick off the 2024 regular season against the NFC South rival Saints on September 8. This will be the second-consecutive season that the Panthers will open their season on the road.
- Dave Canales brings 14 seasons of NFL experience to Carolina. He comes to the Panthers from the Tampa Bay Buccaneers, where he spent one season as the team's offensive coordinator. Canales spent his first 13 years in the NFL with the Seattle Seahawks (2010-22).
- The Panthers, coming off a 31-26 win over the Bills, enter the regular season with a 1-2 record in the preseason. They were one of two offenses in the NFL without a turnover (Seahawks) and one of six teams to score on every redzone trip (Saints, Bengals, Jaguars, Ravens, Bills) during the preseason.
- The Saints are led by third-year Head Coach Dennis Allen, who led the team to a 9-8 record last season. The Saints finished second in the NFC South in 2023.
- This will mark the 59th regular season matchup between the two divisional foes with New Orleans leading 30-28. The Saints also led the series in New Orleans 15-14. The two teams last met in Week 14 last season, a 28-6 win for the Saints.
- The Panthers face the Saints to open up the regular season for just the third time in team history and for the first time since 2005. The Saints have won both of their previous Week 1 matchups against the Panthers.

SERIES

ALL-TIME SERIES (REGULAR SEASON)
58 matchups | New Orleans leads 30-28

LAST REGULAR SEASON GAME
12/10/23 | Carolina 6 vs New Orleans 28

SERIES RECORD AT NEW ORLEANS
New Orleans leads 15-14

2024 SCHEDULE

HOME AWAY

PS 1		PATRIOTS	AUG 8 L, 3-17
PS 2		JETS	AUG 17 L, 12-15
PS 3		BILLS	AUG 24 W, 31-26
WK 1		SAINTS	SEP 8 1:00PM
WK 2		CHARGERS	SEP 15 1:00PM
WK 3		RAIDERS	SEP 22 4:05PM
WK 4		BENGALS	SEP 29 1:00PM
WK 5		BEARS	OCT 6 1:00PM
WK 6		FALCONS	OCT 13 4:25PM
WK 7		COMMANDERS	OCT 20 4:05PM
WK 8		BRONCOS	OCT 27 4:25PM
WK 9		SAINTS	NOV 3 1:00PM
WK 10		GIANTS	NOV 10 9:30AM
WK 12		CHIEFS	NOV 24 1:00PM
WK 13		BUCCANEERS	DEC 1 4:05PM
WK 14		EAGLES	DEC 8 1:00PM
WK 15		COWBOYS	DEC 15 1:00PM
WK 16		CARDINALS	DEC 22 4:05PM
WK 17		BUCCANEERS	DEC 29 1:00PM
WK 18		FALCONS	TBD

2024 OFFSEASON REGAP

- The Carolina Panthers began a busy offseason with the hiring of **President of Football Operations/General Manager Dan Morgan** on January 22 and **Head Coach Dave Canales** on January 25.
- Morgan, a former Panthers first-round draft pick from 2001, was promoted from Assistant General Manager on January 22, 2024, a title he held with the Panthers for three seasons (2021-23). Prior to returning to the Carolinas in 2021, Morgan spent three years (2018-20) with the Bills as their Director of Player Personnel and eight seasons with the Seahawks, serving in multiple capacities.
- Canales' first season in Carolina will mark his 15th season as a coach in the NFL. In his lone season as offensive coordinator with the Buccaneers, several players recorded career-highs as the team won the NFC South division and reached the divisional round of the playoffs after defeating the reigning NFC champion, the Philadelphia Eagles, in the Wild Card round. He joined the Buccaneers after spending 13 seasons with the Seattle Seahawks (2010-22), where he helped the organization to 10 playoff appearances, two conference championships and a Super Bowl XLVIII title.
- Continuity was key along the defensive staff, as all 2023 coaches along that side of the ball return for the 2024 season. Led by **defensive coordinator Ejiro Evero**, the unit finished fourth in total defense in his first season with the Panthers (2023). His unit allowed 293.9 yards per game, the third lowest in a season in franchise history, and over 50 fewer yards per game than the previous season. The defense's 171.5 passing yards per game set a franchise record and was third-fewest in the NFL.
- Newly appointed at the helm, Morgan and staff brought key additions to the roster this offseason, trading for **wide receiver Diontae Johnson** and signing key free agents including **offensive linemen Robert Hunt** and **Damien Lewis**, **outside linebacker Jadeveon Clowney**, **linebacker Josey Jewell**, **defensive linemen A'Shawn Robinson** and **DJ Wonnum**, **safety Jordan Fuller** and **cornerback Dane Jackson**.

BROADCAST INFORMATION



TELEVISION
FOX

Play by Play - Chris Myers
Analyst - Mark Schlereth
Sideline - Jen Hale



RADIO
WRFX 99.7 FM

Play by Play - Anish Shroff
Analyst - Jake Delhomme
Analyst - Luke Kuechly
Sideline - Sharon Thorstland
Host - Jim Szoke



SPANISH RADIO
Play by Play - Jaime Moreno
Analyst - Antonio Ramos

PANTHERS COMMUNICATIONS DEPARTMENT

Bruce Speight *Vice President - Communications*
Chris Brannon *Communications Coordinator*
Dillon Love *Communications Coordinator*

MeKayla Gough *Communications Intern*
Charlie Rock *Communications Intern*
Media Website: www.NFL.OMG.com



2023 TEAM STATISTICS

PANTHERS

SAINTS

265.3 (32nd)
23 (31st)
104.1 (20th)
4.0 (23rd)
7 (T-30th)
161.2 (32nd)
5.5 (32nd)
13 (T-30th)
65.0 (T-30th)
34.1% (27th)
13.9 (T-31st)

OFFENSE
Total Yards Per Game
Total Touchdowns
Rushing Yards Per Game
Rushing Yards Per Attempt
Rushing Touchdowns
Net Passing Yards Per Game
Passing Yards Per Attempt
Passing Touchdowns
Sacks Allowed
Third Down Efficiency
Points Per Game

337.2 (14th)
44 (T-8th)
102.5 (21st)
3.6 (31st)
13 (18th)
234.7 (22nd)
6.9 (17th)
28 (T-8th)
35.0 (8th)
38.7% (15th)
22.4 (9th)

293.9 (4th)
122.4 (23rd)
4.1 (12th)
171.5 (3rd)
27.0 (32nd)
77 (21st)
11 (32nd)
8 (T-27th)
38.0% (15th)
24.5 (29th)

DEFENSE
Total Yards Allowed Per Game
Rushing Yards Per Game
Rushing Yards Per Attempt
Passing Net Yards Per Game
Sacks
Tackles For Loss
Takeaways
Interceptions
Third Down Efficiency
Points Allowed Per Game

327.2 (13th)
119.9 (22nd)
4.4 (22nd)
207.3 (10th)
34.0 (28th)
69 (32nd)
29 (4th)
18 (T-3rd)
34.5% (4th)
19.2 (8th)

PANTHERS BESTS AGAINST THE SAINTS

PANTHERS BESTS IN WEEK 1 MATCHUPS

PASSING

Passing Yards..... 335 - Kerry Collins (11/26/95)
Passing TDs 5 - 2x, last by Cam Newton (12/6/15)
Passer Rating..... 129.2 - 2x, last by Cam Newton (9/16/12)

RUSHING

Rushing Yards..... 210 - DeAngelo Williams (12/30/12)
Rushing TDs..... 3 - Mike Tolbert (12/30/12)

RECEIVING

Receptions..... 10 - 3x, last by Greg Olsen (12/7/14)
Receiving Yards..... 192 - Muhsin Muhammad (9/13/98)
Receiving TDs 2 - 9x, last by DJ Moore (10/25/20)

DEFENSE

Tackles 24 - Luke Kuechly (12/22/13)
Interceptions..... 2 - 3x, last by Terry Cousin (12/29/02)
Sacks..... 3.0 - Greg Hardy (12/22/13)

TEAM SCORING

Most Points..... 45 - 6 TDs, 1 FGs (1/2/00)
Most Touchdowns 6 - 5 Receiving, 1 Return (1/2/00)
Most Field Goals..... 6/6 - (12/5/04)

PASSING

Passing Yards..... 442 - Cam Newton (9/11/11)
Passing TDs 3 - 2x, last by Jake Delhomme (9/9/07)
Passer Rating..... 125.4 - Jake Delhomme (9/9/07)

RUSHING

Rushing Yards..... 134 - Anthony Johnson (8/31/97)
Rushing TDs..... 2 - 2x, last by Christian McCaffrey (9/13/20)

RECEIVING

Receptions..... 10 - Christian McCaffrey (9/8/19)
Receiving Yards..... 187 - Steve Smith Sr. (9/11/11)
Receiving TDs 2 - 2x, last by Steve Smith Sr. (9/11/11)

DEFENSE

Tackles 16 - Thomas Davis Sr. (9/13/09)
Interceptions..... 2 - Charles Godfrey (9/12/10)
Sacks..... 3.0 - 3x, last by Mike Rucker (9/7/03)

TEAM SCORING

Most Points..... 30 - 3 TDs, 3 FGs, 1 2-Pt (9/13/20)
Most Touchdowns 3 - 7x, last 2 Rushing, 1 Receiving 9/11/22)
Most Field Goals..... 5/5 - (9/1/96)

NOTABLE WEEK 1 PLAYER STATS

19 ADAM THIELEN

Since 2016, WR Adam Thielen ranks sixth in the NFL with 606 receiving yards in Week 1 matchups (eight games). His 42 receptions in the same span rank eighth and he's tied for the third-most receiving touchdowns with five.

MOST RECEIVING YARDS IN WEEK 1 MATCHUPS SINCE 2016 (NFL)

Rank	Player	YDs
1	Tyreek Hill	879
2	Stefon Diggs	655
3	Davante Adams	640
4	Brandin Cooks	613
5	Keenan Allen	608
6	Adam Thielen	606

MOST RECEPTIONS IN WEEK 1 MATCHUPS SINCE 2016 (NFL)

Rank	Player	RECs
1	DeAndre Hopkins	55
2	Stefon Diggs	54
3	Tyreek Hill	52
T-4	Davante Adams	50
T-4	Michael Thomas	50
T-4	Keenan Allen	50
7	Amari Cooper	47
8	Adam Thielen	42

MOST RECEIVING TOUCHDOWNS IN WEEK 1 MATCHUPS SINCE 2016 (NFL)

Rank	Player	REC TDs
1	Tyreek Hill	8
2	DeAndre Hopkins	6
T-3	Adam Thielen	5
T-3	Stefon Diggs	5
T-3	Mike Evans	5
T-3	Davante Adams	5

54

SHAQ THOMPSON

Since 2016, LB Shaq Thompson is tied for seventh in the NFL with 56 tackles in Week 1 matchups (eight games).

MOST TOTAL TACKLES IN WEEK 1 MATCHUPS SINCE 2016 (NFL)

Rank	Player	TKLs
1	Bobby Wagner	73
T-2	Lavonte David	60
T-2	Demario Davis	60
T-2	Budda Baker	60
T-5	Jordan Hicks	59
T-5	Eric Kendricks	59
T-7	Shaq Thompson	56
T-7	Myles Jack	56

25

XAVIER WOODS

Since 2019, S Xavier Woods ranks fourth league-wide amongst safeties in tackles (37).

MOST TOTAL TACKLES BY SAFETIES IN WEEK 1 MATCHUPS SINCE 2019 (NFL)

Rank	Player	TKLs
1	Budda Baker	49
2	Jonathan Abram	39
3	Marcus Maye	38
4	Xavier Woods	37
5	Minkah Fitzpatrick	35

20

JORDAN FULLER

Since entering the NFL in 2020, S Jordan Fuller ranks seventh league-wide amongst safeties with 29 total tackles.

MOST TOTAL TACKLES BY SAFETIES IN WEEK 1 MATCHUPS SINCE 2020 (NFL)

Rank	Player	TKLs
1	Budda Baker	41
2	Jonathan Abram	34
3	Marcus Maye	33
T-4	Kevin Byard III	31
T-4	DeShon Elliott	31
6	Minch Fitzpatrick	30
7	Jordan Fuller	29
8	Antoine Winfield Jr.	28

95

DERRICK BROWN

Since entering the NFL in 2020, DE Derrick Brown ranks fifth league-wide with 19 tackles in Week 1 matchups (four games). His eight tackles in 2023's season opener against the Falcons is tied for the fifth-most tackles in a season opener for a defensive end since 2020.

MOST TOTAL TACKLES BY DEFENSIVE ENDS IN WEEK 1 MATCHUPS SINCE 2020 (NFL)

Rank	Player	TKLs
T-1	Maxx Crosby	23
T-1	Sam Hubbard	23
3	Josh Hines-Allen	21
4	Derrick Brown	19
5	Nick Bosa	17
T-6	Danielle Hunter	16
T-6	Cam Jordan	16
8	Leonard Williams	15

MOST TOTAL TACKLES BY DEFENSIVE ENDS IN A SINGLE WEEK 1 MATCHUP SINCE 2020 (NFL)

Rank	Player	Year	TKLs
1	Aldon Smith	2020	11
T-2	Josh Hines-Allen	2023	10
T-2	Maxx Crosby	2022	10
4	Sam Hubbard	2020	9
T-5	Derrick Brown	2023	8
T-5	Sam Hubbard	2023	8
T-5	Harrison Phillips	2023	8
T-5	Justin Hollins	2021	8

NOTABLE WEEK 1 TEAM STATS

179.5

Since 2005, the Panthers have allowed the least passing yards per game league-wide in Week 1 matchups with 179.5.

FEWEST PASSING YARDS ALLOWED PER GAME IN WEEK 1 MATCHUPS SINCE 2005 (NFL)

Rank	Team	Opp. PYds/G
1	<i>Panthers</i>	179.5
2	Eagles	196.8
3	Ravens	197.2
4	Bills	204.2
5	Broncos	206.4

7.2%

Since 2005, the Panthers have the seventh-highest sacks per attempt rate in the NFL in Week 1 Matchups with 7.2%

MOST SACKS PER ATTEMPT RATE IN WEEK 1 MATCHUPS SINCE 2005 (NFL)

Rank	Team	Sack%/G
1	Titans	8.5%
2	Steelers	8.2%
3	Eagles	8.0%
4	Chargers	7.5%
T-5	49ers	7.4%
T-5	Ravens	7.4%
7	<i>Panthers</i>	7.2%

18.4

Since 2005, the Panthers have allowed the fifth-fewest first downs per game league-wide in Week 1 matchups with 18.4 per game.

FEWEST FIRST DOWNS ALLOWED PER GAME IN WEEK 1 MATCHUPS SINCE 2005 (NFL)

Rank	Team	Opp. 1st/G
1	Ravens	15.6
2	Eagles	17.5
3	Bears	17.6
4	Titans	18.3
5	<i>Panthers</i>	18.4

39.0

Since 2010, the Panthers rank tied for fourth league-wide in Week 1 matchups in sacks with 39.0.

MOST TOTAL SACKS IN WEEK 1 MATCHUPS SINCE 2010 (NFL)

Rank	Team	Sacks
1	Ravens	46.0
2	Steelers	42.0
3	Packers	40.0
T-4	<i>Panthers</i>	39.0
T-4	49ers	39.0
T-4	Titans	39.0

44.2%

Since 2015, Carolina ranks eighth league-wide in Week 1 matchups with 44.2% third down conversion percentage.

HIGHEST THIRD DOWN CONVERSION PERCENTAGE IN WEEK 1 MATCHUPS SINCE 2015 (NFL)

Rank	Team	3rdDn%
1	Chargers	49.2%
2	Patriots	48.3%
3	Rams	46.8%
4	Raiders	46.3%
T-5	Eagles	45.8%
T-5	Broncos	45.8%
7	Chiefs	44.3%
8	<i>Panthers</i>	44.2%

301.5

Since 2005, the Panthers have allowed the third-least yards per game league-wide in Week One Matchups with 301.5.

FEWEST YARDS ALLOWED PER GAME IN WEEK 1 MATCHUPS SINCE 2005 (NFL)

Rank	Team	Opp. Yds/G
1	Ravens	271.5
2	Eagles	292.3
3	<i>Panthers</i>	301.5
4	49ers	305.5
5	Bills	305.7



122.2

Since 2015, the Panthers rank fifth league-wide in Week 1 matchups with 122.2 rushing yards per game.

MOST RUSHING YARDS PER GAME IN WEEK 1 MATCHUPS SINCE 2015 (NFL)

Rank	Team	RshYds/G
1	Browns	141.6
2	49ers	137.4
3	Ravens	129.8
4	Chargers	124.1
5	<i>Panthers</i>	122.2

2024 PRESEASON RECAP



WEEK 1	1	2	3	4	TOTAL
	0	0	0	3	3
	0	7	0	10	17

NO RUSHING ZONE

- The Panthers defense allowed just 38 rushing yards in the first half against the Patriots. In 2023, the Panthers held five teams under 50 yards in the first half and ranked 12th in total yards per rush allowed (4.1).

Fewest First Half Rushing Yards Allowed (Panthers -2023)

Rk.	Opp.	Week	Opp. 1st Half Rushing Yards
1	@JAX	17	27
2	@TEN	12	30
3	ATL	15	41
4	TB	18	45
5	HOU	8	49



WEEK 2	1	2	3	4	TOTAL
	0	3	6	6	15
	3	0	3	6	12

STANDING TALL

- The Panthers defense allowed just nine passing yards in the first quarter and 18 in the first half. They both would have been tied for the second-fewest passing yards allowed by the Panthers in 2023. The Jets finished the game with just 85 total net passing yards, which would have been the fewest net passing yards allowed by the Panthers a season ago.

Fewest First Quarter Passing Yards Allowed (Panthers - 2023) Fewest First Half Passing Yards Allowed (Panthers - 2023) Fewest Net Passing Yards Allowed (Panthers - 2023)

Rk.	Team	Week	1st Quarter Net Passing Yards	Rk.	Team	Week	1st Half Net Passing Yards	Rk.	Team	Week	Net Passing Yards
1	@ATL	1	-22	1	@ATL	1	0	1	@ATL	1	91
2	MIN	4	9	2	@NO	14	41	2	@NO	14	110
3	@NO	14	24	3	HOU	8	54	3	TB	18	115
4	ATL	15	25	4	NO	2	80	4	HOU	8	119
5	IND	9	29	5	TB	18	86	5	IND	9	120

WEEK 3	1	2	3	4	TOTAL
	7	10	8	6	31
	3	8	8	7	26

ROLLING ON OFFENSE

- In his preseason debut, QB Bryce Young connected with TE Jordan Matthews on the opening drive of the game, capping off a 12-play, 85-yard drive (6:48). Young went six-of-eight on the drive, throwing for 70 yards, earning a 140.6 passer rating. The Panthers totaled 414 yards of total offense against the Bills, the most since Week 16 of the 2022 season against the Detroit Lions (570).

- The Panthers were one of two teams to finish the 2024 preseason with no turnovers (Seahawks).

Most Total Yards of Offense (Panthers - Since 2022)

Rk.	Team	Date	Total Yards of Offense
1	DET	12/24/22	570
2	@ATL	10/30/22	478
3	@TB	1/1/23	400
4	GB	12/24/23	394
5	@SEA	9/24/23	378



THE HEAD COACHES



DAVE CANALES

1st season
15th season
0-0 (.000)
0-0 (.000)

Years as HC w/ current team
NFL Coaching Experience
Regular Season Record as HC
Postseason Record as HC

Dave Canales was hired as the head coach of the Carolina Panthers on January 25, 2024, becoming the seventh head coach in the history of the franchise. Canales comes to Carolina having spent his first 13 seasons in the NFL with the Seattle Seahawks (2010-22) in various roles on the offensive side of the ball prior to serving as the offensive coordinator for the Tampa Bay Buccaneers a season ago in 2023.

In his lone season as offensive coordinator with the Buccaneers, several players recorded career-highs as the team won the NFC South division and reached the divisional round of the playoffs after defeating the reigning NFC champion, the Philadelphia Eagles, in the Wild Card round. Quarterback Baker Mayfield set career-highs in passing yards (4,044), completion percentage (64.3%), touchdowns (28) and completions (364). He was one of just two quarterbacks in the NFL to throw 27+ touchdowns and 10-or-fewer interceptions on the season. Running back Rachaad White set career-highs in rushing yards (990) and ranked third among NFL running backs with 549 receiving yards. Wide Receiver Mike Evans reached the 1,000-yard mark for the 10th consecutive season and became the first player ever to record 60+ receptions in each of his first 10-career seasons. He and Chris Godwin were one-of-three pairs of teammates in 2023 to record at least 75 receptions and 950 receiving yards.

He joined the Buccaneers after spending the past 13 seasons with the Seattle Seahawks (2010-22), where he helped the organization to 10 playoff appearances, two conference championships and a Super Bowl XLVIII title. Canales originally joined the Seahawks as an offensive quality control coach (2010-12) before being elevated to assistant quarterbacks coach (2013-14) and later wide receivers coach (2015-17), quarterbacks coach (2018-19, 2022) and pass game coordinator (2020-21).

As quarterbacks coach in 2022, Canales instructed Geno Smith to his first career Pro Bowl selection, in addition to receiving Comeback Player of the Year honors from the Associated Press and Pro Football Writers of America (PFWA). Smith was also named the NFL's Most Improved Player by the PFWA after leading the NFL with a 69.8% completion percentage and setting career highs in completions (399), passing yards (4,282) and passing touchdowns (30).

Prior to his time in Seattle, Canales spent one season as an assistant strength coach and video assistant at the University of Southern California in 2009, while also working with the quarterbacks. He made the jump to USC from El Camino (California) College (2006-08), where he was the tight ends coach and special teams coordinator before coaching the quarterbacks in his final season. During that time, he worked as a part-time coach at the annual Pete Carroll football camps where he built a relationship with Carroll. Canales began his coaching career as the head freshman/sophomore coach and offensive coordinator at his alma mater, Carson High School, from 2004-05. He played wide receiver at Azusa Pacific University from 1999-2003, being named team captain twice, and earned his degree in business administration in 2003.

A native of Carson, California, Canales and his wife, Lizzy, have four children: Ashby, Benjamin, Beatrice and Amaya.

CANALES COACHING HISTORY

2004-05	Carson High School (Calif.)	Fresh/Soph Head Coach
2006-07	El Camino College	Tight Ends/Special Teams
2008	El Camino College	Quarterbacks
2010-12	Seattle Seahawks	Offensive Quality Control
2013-14	Seattle Seahawks	Assistant Quarterbacks/ Offensive Quality Control
2015-17	Seattle Seahawks	Wide Receivers
2018-19	Seattle Seahawks	Quarterbacks
2020-21	Seattle Seahawks	Offensive Passing Game Coordinator
2022	Seattle Seahawks	Quarterbacks
2023	Tampa Bay Buccaneers	Offensive Coordinator
2024	Carolina Panthers	Head Coach



DENNIS ALLEN

3rd season
23rd season
24-46 (.343)
0-0 (.000)

The Saints hired Dennis Allen as the 17th head coach in franchise history on Feb. 8, 2022. Now in his 29th year coaching and 23rd in the NFL, Allen has spent 14 seasons in New Orleans in two stints, including the last eight as the teams defensive coordinator (2016-21) and head coach (2022-24).

Allen was promoted to head coach after spending the past six and a half seasons as the defensive coordinator of the Saints, a time of prosperity when the team has enjoyed five consecutive winning seasons and also captured four straight NFC South division titles from 2017-20.

During his tenure as an assistant under Payton in New Orleans (2006-10, 2015-21), Allen has been part of staffs that have qualified for the playoffs seven times, captured the NFC South division title six times, reached the NFC Championship game three times and won the Super Bowl XLIV championship.

Allen's defenses have ranked in the top 10 in yards per game and in the top five in opponent points per game each of the past two seasons. During his 16 seasons coaching a position, serving as a defensive coordinator and as a head coach, he has coached 10 players to a total of 21 Pro Bowl selections.

In 2021, Allen's defensive unit boasted two Pro Bowl selections (defensive end Cameron Jordan and cornerback Marshon Lattimore) and one Associated Press All-Pro selection (linebacker Demario Davis), ranked first in the NFL in opponent red zone touchdown percentage (43.5), second in opponent first downs (304) and opponent rushing first downs (84), fourth in scoring defense (19.7 points per game), opponent net yards per play (5.08) and run defense (93.5 yards per game), seventh in total defense (318.2 net yards per game) and eighth in sacks (46). New Orleans' current streak of 22 regular/season/postseason contests without allowing a 100-yard rusher is the longest in the NFL.

Allen served as head coach of the Oakland Raiders from 2012-14 and as defensive coordinator of the Denver Broncos in 2011. Prior to his first stint in New Orleans from 2006-10, Allen was also an assistant in Atlanta from 2002-05.

Allen worked as the secondary coach for the University of Tulsa (2000-01) before heading to the NFL. Prior to his stint at Tulsa, Allen was on the coaching staff for four years (1996-99) at his alma mater, Texas A&M, as a graduate assistant working primarily with the school's secondary.

A native of Hurst, Texas, Allen earned four letters for Texas A&M as a safety from 1992-95 and started the final 21 games of his career. Allen was signed as an undrafted free agent by the Buffalo Bills and competed in their training camp in 1996. He and his wife Allison have a daughter, Layla, and a son, Garrison.

ALLEN COACHING HISTORY

1996-99	Texas A&M	Graduate Assistant
2000-01	Tulsa	Secondary
2002-03	Atlanta Falcons	Defensive Quality Control
2004-05	Atlanta Falcons	Defensive Assistant
2006-07	New Orleans Saints	Assistant Defensive Line
2008-10	New Orleans Saints	Secondary
2011	Denver Broncos	Defensive Coordinator
2012-14	Oakland Raiders	Head Coach
2015	New Orleans Saints	Defensive Assistant/Interim Defensive Coordinator
2016-21	New Orleans Saints	Defensive Coordinator
2022-24	New Orleans Saints	Head Coach

WEEK 1 CONNECTIONS VS. SAINTS

HOMETOWN TIES

Panthers **OLB K'Lavon Chaisson** (2017-19) and **G Damien Lewis** (2018-19) both attended LSU while **G Robert Hunt** went to college at Louisiana-Lafayette (2015-19). **S Xavier Woods** grew up in Monroe, La. and attended Louisiana-Lafayette (2015-19).

Saints **WR A.T. Perry** (2018-22) attended Wake Forest, **LB D'Marco Jackson** (2017-21) went to school at Appalachian State and **C Lucas Patrick** went to Duke (2011-15). **T Nick Saldiveri** grew up in Waxhaw, N.C. and **T Oli Udoh** grew up in Fayetteville, N.C. and went to Elon (2014-18). **QB Spencer Rattler** (2022-23) and **FB Adam Prentice** (2020) both went to the University of South Carolina while **DT Bryan Bresee** attended Clemson (2020-22).

FORMER SAINTS

QB Andy Dalton.....	2022
DT Shy Tuttle.....	2019-22
SDA Dom Capers.....	1986-91 (DBs)

NFL CONNECTIONS

K Eddy Piñeiro (2018) <i>STC Tracy Smith (2015-17 aST)</i> <i>WRs Rob Moore (2015-17 WRs)</i> <i>RBs Bernie Parmalee (2015-17 RBs)</i> <i>GMC George Li (2011-17*)</i> <i>aST Daren Bates (2016 player)</i>		TE Foster Moreau (2019-22) QB Derek Carr (2014-22) <i>HC Dennis Allen (2012-14 HC)</i>
DE A'Shawn Robinson (2016-19) <i>DLs Todd Wash (2021-22 DLs)</i> <i>SDA Dom Capers (2021 SDA)</i>		CB Will Harris (2019-23) RB Jamaal Williams (2021-22)
QB Andy Dalton (2020) S Xavier Woods (2017-20)		WR Cedrick Wilson Jr. (2018-21)
G Robert Hunt (2020-23)		WR Cedrick Wilson Jr. (2022-23)
T Yosh Nijman (2019-23) <i>SDA Dom Capers (2009-17)</i>		C Lucas Patrick (2016-21) RB Jamaal Williams (2017-20)
aHC/RGC Harold Goodwin (2013-17 OC)		S Tyrann Mathieu (2013-17)
OLB Jadeveon Clowney (2014-18) <i>STC Tracy Smith (2018-20*)</i>		S Tyrann Mathieu (2018)
WR David Moore (2022)		C Lucas Patrick (2022-23)
WR Adam Thielen (2013-22) S Xavier Woods (2021) <i>SDA Dom Capers (2020 SDA)</i>		T Oli Udoh (2019-23) <i>SOA Rick Dennison (2019-21*)</i>
K Eddy Piñeiro (2021)		DT Nathan Shepherd (2018-22)
aDBs DeAngelo Hall (2004-07 player)		<i>HC Dennis Allen (2002-05*)</i> <i>TEs Clancy Baron (2004-06*)</i>
CB Tariq Castro-Fields (2022-23)		DT John Ridgeway (2022-23) DE Chase Young (2020-23)
Saf Bert Watts (2012 SA) <i>TEs Pat McPherson (1998-2008*)</i>		<i>TEs Clancy Barone (2009-16*)</i> <i>SOA Rick Dennison (1995-2009*)</i>
DLs Todd Wash (2013-20*)		OLs John Benton (2016 aOLs)
OLBs Tem Lukabu (2016-17 DQC)		OLs John Benton (2017-20 aOLs)

COLLEGE CONNECTIONS

OLBs Tem Lukabu (2018 LBs)		LB Willie Gay (2017-19)
S Jordan Fuller (2016-19)		WR Chris Olave (2018-21) LB Peter Werner (2017-20) DE Chase Young (2017-19) CB Marshon Lattimore (2014-16)
OC Brad Izdik (2014-18 GA) LBs Peter Hansen (2014-19 ILBs)		CB Paulson Adebo (2017-20)
QB Bryce Young (2020-22) DT LaBryan Ray (2017-21) DE A'Shawn Robinson (2013-15)		CB Kool-Aid McKinstry (2021-23) RB Alvin Kamara (2013)
TE Ja'Tavion Sanders (2021-23)		LB Jaylan Ford (2020-23)
TE Tommy Tremble (2018-20)		DE Isaiah Foskey (2019-22)
DPGC Jonathan Cooley (2015-16 GA)		T Landon Young (2016-20)
CB Tariq Castro-Fields (2017-21) RB Miles Sanders (2016-18) S Nick Scott (2014-18)		TE Juwan Johnson (2015-18)
G Damien Lewis (2018-19) OLB K'Lavon Chaisson (2017-19)		TE Foster Moreau (2015-18)
DT Nick Thurman (2013-17)		DE Payton Turner (2017-20)
OLB D.J. Johnson (2018-22)		TE Juwan Johnson (2019)
G Brady Christensen (2017-20)		TE Dallin Holker (2018-22)
WR Xavier Legette (2019-23) S Jammie Robinson (2019-20) CB Jaycee Horn (2018-20)		QB Spencer Rattler (2022-23) FB Adam Prentice (2020)
DT Shy Tuttle (2015-18)		CB Alontae Taylor (2018-21) RB Alvin Kamara (2015-16)

* - HELD MULTIPLE TITLES DURING TENURE
COACHES ITALICIZED

2024 NEW FACES



**JADEVEON
CLOWNEY**

6'5" // 255
SOUTH CAROLINA
ROCK HILL, S.C.

7
OLB

EXP: 11 • Previous Team: RAVENS

A former No. 1 overall pick, Clowney joins the Panthers following one season with the Ravens (2023). He has notched 363 tackles (248 solo) with 52.5 sacks, 99 tackles for loss and 128 quarterback hits over his 10-year career and ranks tied for 12th in tackles for loss since entering the league. Last season, he appeared in all 17 games for the Ravens, recording 43 tackles (24 solo) with 9.5 sacks, nine tackles for loss and 19 quarterback hits.



**JORDAN
FULLER**

6'2" // 203
OHIO STATE
OLD TAPPAN, N.J.

20
S

EXP: 5 • Previous Team: RAMS

Fuller begins his first season with the Panthers after spending the entirety of his career with the Rams (2020-23). A Super Bowl LVI champion, he has tallied 277 tackles (173 solo) with 17 passes defended and seven interceptions in 48 career games (46 starts). Fuller notched 93 tackles (60 solo) while logging a career-high eight passes defended and tying a career-high with three interceptions in 2023 while leading the Rams in forced fumbles (3).



**ROBERT
HUNT**

6'6" // 335
LOUISIANA - LAFAYETTE
BURKEVILLE, TEXAS

50
G

EXP: 5 • Previous Team: DOLPHINS

Hunt joins the Panthers after spending the last four seasons with the Miami Dolphins (2020-23). He appeared in 11 games in 2023 and, per to PFF, allowed just five pressures, one quarterback hit, and 1.0 sack. He was part of an offense that ranked first in yards per game (401.3) and passing yards per game (265.5), second in yards per play (6.5), tied-for-second in points scored per game (27.5) and tied-for-fourth in sacks allowed (31).



**DANE
JACKSON**

5'11" // 180
PITTSBURGH
CORAOPOLIS, PA.

23
CB

EXP: 5 • Previous Team: BILLS

Jackson arrives in Carolina after four seasons in Buffalo (2020-23). In 52 games with the Bills, Jackson logged 146 tackles (124 solo) with 28 passes defended, three interceptions and two forced fumbles. His best year came in 2022 when he started 14 of 15 games for the Bills and set career-highs in tackles (57), solo tackles (49), interceptions (2) and passes defended (12).



**JOSEY
JEWELL**

6'2" // 236
IOWA
DECORAH, IOWA

47
LB

EXP: 7 • Previous Team: BRONCOS

After spending six seasons with the Broncos (2018-23), Jewell enters his first season with the Panthers. He has recorded 440 tackles (253 solo) with 9.0 sacks, 21 tackles for loss, 15 passes defended, 14 quarterback hits and two interceptions over his 78 career games. While in Denver, Jewell ranked second on the team in total tackles, trailing only Justin Simmons (505), and notched at least 100 tackles in three seasons (2020, 2022, 2023).



**DIONTAE
JOHNSON**

5'10" // 183
TOLEDO
RUSKIN, FLA.

5
WR

EXP: 6 • Previous Team: STEELERS

Johnson comes to Carolina after spending the previous five seasons in Pittsburgh (2019-23). The 2021 Pro Bowler has caught 391 passes for 4,363 yards with 25 touchdowns over 77 career games (67 starts). Johnson has also rushed 19 times for 134 yards and returned 28 punts for 306 yards with one touchdown. Since 2019, he ranks 13th in the NFL in catches, 19th in receiving yards and tied for 25th in receiving touchdowns.



**DAMIEN
LEWIS**

6'2" // 327
LSU
CANTON, MISS.

68
G

EXP: 5 • Previous Team: SEAHAWKS

Reuniting with Coach Canales, Lewis enters his first year with the Panthers after spending four seasons with the Seahawks (2020-23). In 2023, he started and appeared in 16 games at left guard and, according to PFF, allowed just three sacks and committed four penalties on 931 offensive snaps this past season.



**A'SHAWN
ROBINSON**

6'4" // 330
ALABAMA
FORT WORTH, TEXAS

94
DE

EXP: 9 • Previous Team: GIANTS

Robinson comes to Carolina following one season with the Giants (2023). Over 110 career games, he has recorded 355 tackles (215 solo) with 7.0 sacks, 26 tackles for loss, 21 quarterback hits, 19 passes defended, five forced fumbles and three fumble recoveries. A Super Bowl LVI champion with the Rams, Robinson ranks 18th in total tackles among defensive linemen since 2016.



**D.J.
WONNUM**

6'5" // 258
SOUTH CAROLINA
STONE MOUNTAIN, GA.

98
OLB

EXP: 5 • Previous Team: VIKINGS

Wonnum joins the Panthers after spending four seasons with the Vikings (2020-23). In 62 games, he has notched 165 tackles (100 solo) with 23.0 sacks, 49 quarterback hits, 24 tackles for loss, 11 passes defended, three forced fumbles and one fumble recovery. In 2023, he played in 15 games with 14 starts and recorded career highs in tackles (62) and passes defended (six) and tied his single-season career high in sacks (8.0).

NEW FACES - DRAFT PICKS

R1 XAVIER 32 LEGETTE WR / SOUTH CAROLINA

LEGETTE PLAYED FIVE YEARS AT SOUTH CAROLINA (2019-23), APPEARING IN 53 GAMES WITH 32 STARTS. THE MULLINS, S.C. NATIVE LOGGED 113 CAREER RECEPTIONS FOR 1,678 YARDS AND 12 RECEIVING TOUCHDOWNS WHILE WITH SOUTH CAROLINA. HE ALSO HAD 29 KICKOFF RETURNS AND AVERAGED 26.4 YARDS PER RETURN. HIS 113 CAREER RECEPTIONS RANK 15TH IN SCHOOL HISTORY. LEGETTE WAS NAMED SECOND-TEAM ALL-SEC IN 2023 AFTER LEADING THE GAMECOCKS WITH 71 CATCHES FOR 1,255 YARDS AND SEVEN TOUCHDOWNS. HE ALSO RANKED SECOND IN THE SEC AND EIGHTH IN THE COUNTRY AFTER AVERAGING 104.6 RECEIVING YARDS PER GAME. LEGETTE'S 1,255 RECEIVING YARDS WERE THE SECOND-HIGHEST SINGLE-SEASON MARK IN SCHOOL HISTORY, WHILE HIS 71 RECEPTIONS WERE TIED FOR FIFTH.



R2 JONATHAN 46 BROOKS RB / TEXAS

BROOKS APPEARED IN 22 GAMES WITH EIGHT STARTS OVER THREE SEASONS AT TEXAS (2021-23). HE HAD 238 CARRIES FOR 1,479 YARDS AND 16 TOUCHDOWNS DURING HIS CAREER. IN 2023, BROOKS WAS A DOAK WALKER AWARD SEMIFINALIST AND WAS NAMED SECOND-TEAM ALL-BIG 12 AFTER RUSHING 187 TIMES FOR 1,139 YARDS WITH 10 TOUCHDOWNS AND CATCHING 25 PASSES FOR 286 YARDS WITH ONE TOUCHDOWN. HIS 1,139 RUSHING YARDS ON THE YEAR WERE THE 14TH-MOST IN A SEASON IN PROGRAM HISTORY. PRIOR TO SUSTAINING A SEASON-ENDING ACL INJURY, THROUGH THE FIRST 10 GAMES OF THE SEASON, BROOKS RANKED SIXTH IN THE NATION IN RUSHING YARDS (1,139), SEVENTH IN RUSHING YARDS PER GAME (113.9) AND SIXTH IN ALL-PURPOSE YARDS PER GAME (142.5).



R3 *TREVIN*
72 *WALLACE*
LB / KENTUCKY

OVER THREE SEASONS AT KENTUCKY (2021-23), WALLACE PLAYED IN 36 GAMES WITH 19 STARTS, TOTALING 166 CAREER TACKLES (93 SOLO), 18 TACKLES FOR LOSS, 10.0 SACKS, THREE INTERCEPTIONS AND TWO FORCED FUMBLES. HE FINISHED HIS JUNIOR SEASON IN 2023 RANKED SECOND ON THE TEAM WITH 80 TOTAL TACKLES, 8.5 TACKLES FOR LOSS AND 5.5 SACKS. WALLACE ALSO RANKED 13TH IN THE SEC AVERAGING 6.67 TACKLES PER GAME AND HAD FIVE CAREER GAMES WITH DOUBLE-FIGURE TACKLES, FOUR COMING DURING THE 2023 SEASON.



R4 *JA'TAVION*
101 *SANDERS*
TE / TEXAS



SANDERS PLAYED THREE SEASONS AT TEXAS (2021-23), APPEARING IN 39 GAMES WITH 27 STARTS. HE LEFT AUSTIN AS THE ALL-TIME LEADER AMONG TIGHT ENDS IN RECEPTIONS (99). SANDERS ALSO RANKED SECOND ALL-TIME AMONG TIGHT ENDS IN RECEIVING YARDS (1,295) AND SIXTH IN RECEIVING TOUCHDOWNS (SEVEN). AS A JUNIOR, HE EARNED FIRST-TEAM ALL-BIG 12 HONORS AND WAS A JOHN MACKEY AWARD SEMIFINALIST AFTER STARTING IN ALL 14 GAMES, RECORDING 45 CATCHES FOR 682 YARDS WITH TWO TOUCHDOWNS. HE IS THE ONLY TEXAS TIGHT END IN SCHOOL HISTORY WITH MULTIPLE GAMES ECLIPSING 100-YARD RECEIVING, WITH THREE COMING IN 2023. HIS 45 CATCHES IN 2023 WERE TIED FOR THE THIRD-MOST IN A SEASON IN SCHOOL HISTORY AMONG TIGHT ENDS.

R5 CHAU
157 SMITH-WADE
CB / WASHINGTON STATE

SMITH-WADE APPEARED IN 32 GAMES WITH 19 STARTS DURING HIS FOUR SEASONS AT WASHINGTON STATE (2020-23), FINISHING HIS CAREER WITH 102 TOTAL TACKLES (71 SOLO), SIX TACKLES FOR LOSS, THREE FORCED FUMBLES, 18 PASSES DEFENSED AND THREE INTERCEPTIONS. THE DENVER NATIVE STARTED THE FIRST SEVEN GAMES OF 2023 BEFORE MISSING THE FINAL FIVE DUE TO INJURY, POSTING 36 TACKLES (23 SOLO), TWO TACKLES FOR LOSS AND SIX PASSES DEFENSED. HE RECORDED A SEASON-HIGH SEVEN TACKLES ON TWO OCCASIONS (WEEK 1 AT COLORADO STATE, WEEK 4 VS. OREGON STATE). SMITH-WADE WAS NAMED ALL-PAC 12 CONFERENCE HONORABLE MENTION AFTER RECORDING 43 TACKLES (32 SOLO) WITH TWO TACKLES FOR LOSS, THREE FORCED FUMBLES AND ONE FUMBLE RECOVERY.




R6 JADEN
200 CRUMEDY
DL / MISSISSIPPI STATE

OVER SIX SEASONS AT MISSISSIPPI STATE (2018-23), CRUMEDY PLAYED IN 53 GAMES WITH 47 STARTS. HE TOTALED 119 TACKLES (39 SOLO) WITH 16 TACKLES FOR LOSS AND 8.5 SACKS, FIVE PASSES DEFENSED, ONE FUMBLE RECOVERY AND ONE BLOCKED FIELD GOAL. CRUMEDY STARTED 12 GAMES IN 2023, RECORDING A CAREER-HIGH 35 TACKLES AND 2.5 SACKS. HIS 16 QUARTERBACK HURRIES ON THE YEAR ALSO RANKED FIFTH AMONGST ALL SEC DEFENSIVE LINEMEN. IN 2022, HE STARTED AND PLAYED IN FIVE GAMES, NOTCHING 15 TACKLES WITH FIVE TACKLES FOR LOSS AND 2.0 SACKS, INCLUDING A SEASON-HIGH FOUR TACKLES AGAINST GEORGIA.



PANTHERS COORDINATORS



BRAD
IDZIK

OFFENSIVE COORDINATOR

Brad Idzik begins his first season with Carolina as offensive coordinator, joining the Panthers after one season in Tampa Bay as the wide receivers coach. Idzik has worked with Head Coach Dave Canales for the past five seasons with the Buccaneers and Seahawks.

With Idzik in Tampa Bay (2023), wide receivers Mike Evans and Chris Godwin became one of just three sets of teammates that season to record at least 75 receptions and 950 receiving yards. Evans also became the first player ever to record 60+ receptions in each of his first 10 seasons and reached the 1,000-yard mark for the 10th consecutive year.

In four seasons as a member of the Seahawks staff, Idzik served as assistant wide receivers coach (2019-20, '22) and offensive quality control/assistant quarterbacks coach (2021). Seattle wide receivers Tyler Lockett and DK Metcalf amassed more than 1,000 yards receiving six times, as both set franchise records in 2020: Lockett with 100 receptions and Metcalf with 1,303 yards. Overall, the wide receiver group recorded the second-most receiving touchdowns (92), the third-most air yards per target (11.6), the seventh-highest receiving percentage (65.7%), and the 10th-most total receiving yards (11,053) in the NFL in that span.


Additionally, the Seahawks ranked first in completion percentage (67.6), third in touchdown-to-interception ratio (3.45), third in passer rating (103.3), fourth in yards per pass attempt (7.7), fifth in passing touchdowns (131), seventh in yards per play (5.75) and ninth in points per game (25.2). As assistant quarterbacks coach (2021), Russell Wilson earned Pro Bowl honors passing for 3,113 yards and 25 touchdowns in 14 starts.

Idzik played wide receiver for three seasons at Wake Forest University (2011-14), after beginning at Lehigh (2010). A native of Palm Harbor, Fla., he graduated from Wake Forest in 2014 with a degree in mathematical business with a minor in global trade and commerce, which he completed after a sabbatical term at Cambridge University in England. He later earned a Master of Liberal Arts degree in 2019 from Stanford, where he began his coaching career as a graduate assistant (2014-18).

His father, John Idzik, Jr., was a long-time NFL personnel executive, including general manager of the New York Jets (2013-14). His grandfather, John Idzik, was a coach in the NFL, CFL, and college, including three years as the head coach at the University of Detroit.



PANTHERS COORDINATORS



**EJIRO
EVERO**

DEFENSIVE COORDINATOR



Ejiro Evero (pronounced: AY-jer-OH eh-VARE-oh) enters his second season as defensive coordinator with the Carolina Panthers. Over the past two seasons, Evero's defenses have ranked in the top 10 each year, including fourth in his first season in Carolina.

Finishing fourth in total defense in his first season with the Panthers (2023), Evero's unit allowed 293.9 yards per game, the third lowest in a season in franchise history, and over 50 fewer yards per game than the previous season. The defense's 171.5 passing yards per game set a franchise record and was third-fewest in the NFL. Under his guidance, defensive tackle Derrick Brown was named to his first Pro Bowl and set an NFL record for most tackles by a defensive lineman in a season with a career high 103. Brown was the only player in the NFL to record 100+ tackles, 15+ quarterback hits and seven+ tackles for loss.

Under Evero's watch, the 2022 Broncos defense ranked seventh in the NFL in total defense (320.0 yards per game), 10th in rushing defense, and second in opponent third down conversion percentage (34.1%). The team also finished in the top 10 in opponent points per drive (seventh – 1.71), opponent red zone touchdown rate (seventh – 51.1%), and defensive three-and-out percentage (fourth – 37.9).

A pair of Broncos' defensive backs – cornerback Patrick Surtain II and safety Justin Simmons – garnered postseason accolades. Surtain received first-team All-Pro honors and was named a starter for the AFC Pro Bowl team, while Simmons earned second-team All-Pro honors for his efforts. Surtain II with two interceptions and 10 passes defended in his second year, while Simmons finished the season with a career-high six interceptions, tied for the most in the NFL.

Prior to Denver, Evero spent five seasons with the Los Angeles Rams (2017-21), serving as secondary coach/pass game coordinator (2021) and safeties coach (2017-20). In those seasons, the defense collected a combined 82 interceptions, which ranked tied for second in the league over that span. The club tallied 18 interceptions in consecutive seasons from 2017-18 and featured four safeties who combined for 12 picks in those two years.

During their Super Bowl-winning season (2021), Evero's secondary ranked tied for third in interceptions (19) and had 10 different players record at least one pick. Cornerback Jalen Ramsey and safety Taylor Rapp tied for the team lead in interceptions (4) and ranked tied for sixth in the NFC. Ramsey earned his second career All-Pro selection and third career Pro Bowl. Among playoff teams that season, the Rams allowed just 18.8 points per game and ranked second in total yards per game (282.3) and third in passing yards per contest (222.0) while generating at least one interception in each of the team's first three playoff games.

As a defensive quality control coach for Green Bay (2016), Evero coached under then-Packers defensive coordinator and former Panthers head coach, Dom Capers, whom he later reunited with in Denver (2022) and in Carolina (2023).


In San Francisco for five seasons (2011-15), Evero started as a quality control coach (2011), before he worked as an offensive assistant (2012-13), switching sides of the ball as a defensive assistant (2014-15) for his final two years there. He spent one season (2010) at the University of Redlands (Calif.) as special teams coordinator/defensive backs coach.

Evero broke into the NFL as a defensive quality control coach for Tampa Bay for three seasons (2007-09). He began his coaching career as an assistant coach at his alma mater, the University of California-Davis (2005-06).

A four-year letterman at UC Davis (1999-2000, '02-03), Evero started at safety for three seasons. He was a two-time captain for the Aggies and was twice named a Division II All American (2002-03).

In addition to his undergraduate degree, Evero earned his master's degree in business administration from National University in 2006.

PANTHERS COORDINATORS



TRACY
SMITH

SPECIAL TEAMS COORDINATOR



Tracy Smith begins his first season with Carolina as special teams coordinator, joining the Panthers after serving the last three seasons as assistant special teams coach for the Seattle Seahawks (2021-23). Smith has been on NFL staffs the last 15 seasons, coaching special teams for 14.

Over Smith's three seasons with the Seahawks (2021-23), Seattle's special teams ranked in the top 10 in a number of categories including: net punting average (fifth), kickoff return average (5th), and field goals made (t-ninth), while their punt and kickoff coverage teams in ranked first and sixth in that span respectively.

Under Smith, kicker Jason Myers was selected to the Pro Bowl (2022) and made a franchise-record 37 consecutive field goals (11/11/19-09/26/21), tied for the fifth-longest streak in NFL history, while punter Michael Dickson finished with the seventh best net punting average overall, including second in 2022 and third in 2023. Nick Bellore was selected to the Pro Bowl as a special teams player (2023) and finished their three seasons together with 41 tackles on special teams, the second most in that span.

Joining the Texans as the assistant special teams coordinator (2018-19), Smith was then elevated to special teams coordinator (2020). Over his three seasons in Houston the Texans ranked fifth in field goals made and 10th in punt return average, while also hold opponents to the second lowest kickoff return average and the fourth lowest punt return average. Smith spent three seasons coaching the Oakland Raiders (2015-17), with the special teams unit ranking fourth in punts inside of the 20-yard line, fifth in punting average, fifth in net punting average, eighth in kickoff return yards, ninth in punt returns and 10th in punting yards over that span.

With San Francisco (2012-14), Smith helped produce one of the top units in the NFL as the 49ers ranked in the top 10 in field goals made (ninth) and opponents punt return average (ninth) during that span. San Francisco also ranked in the top five in net punting average (fourth) and gross punting average (third). Punter Andy Lee earned All Pro honors after he led the NFL with a 43.2 net punting average (2012), while kicker Phil Dawson set a franchise record with 27 consecutive field goals made (2013).

Before his initial stint in Seattle as a coaching assistant (2011), Smith's first NFL experience came with the Browns (2009-10), where he helped Cleveland lead the NFL in kickoff coverage, finished fifth in punt coverage and sent Josh Cribbs to the Pro Bowl as a kick returner in 2010.

Before making the jump to the NFL, Smith coached tight ends at Utah State (2006-08), and as the offensive graduate assistant at LSU working with the team's quarterbacks (2005), after starting at Stephen F. Austin (2004), where he worked with the tight ends in addition to serving as the team's video coordinator.

A native of Beaumont, Texas, Smith received a bachelor's degree in business while working for the athletic department's video staff at LSU.

Smith has a son, Troy, and he and his wife, Megan, have a daughter, Lane, and two sons, Bo, and Mack. His father, Carl, was an NFL assistant coach for 34 seasons, including the last five seasons together in Houston and Seattle.

REACHABLE MILESTONES IN 2024

19 ADAM THIELEN

WR Adam Thielen needs 127 receiving yards to pass Drew Pearson for fourth all-time in receiving yards among undrafted players in the common-draft era. Last season, Thielen became just the fifth undrafted player in the common-draft era with at least 7,500 career receiving yards. He also needs just two receptions to enter the top 75 all-time list for receptions and two receiving first downs to enter the top 70 all-time (since 1994).

MOST RECEIVING YARDS BY UNDRAFTED PLAYERS (SINCE 1970)

Rank	Player	YDs
1	Antonio Gates	11,841
2	Rod Smith	11,389
3	Wes Welker	9,924
4	Drew Pearson	7,822
5	Adam Thielen	7,696

MOST RECEPTIONS ALL-TIME (NFL HISTORY)

Rank	Player	RECs
74	Charley Taylor	649
75	DeSean Jackson	641
76	T.Y. Hilton	638
T-77	Adam Thielen	637
T-77	Michael Crabtree	637

MOST RECEIVING FIRST DOWNS (NFL HISTORY SINCE 1994)

Rank	Player	REC 1STs
70	Jarvis Landry	406
T-71	Plaxico Burress	404
T-71	Andre Rison	404
73	Zach Ertz	398
74	Adam Thielen	397

72

TAYLOR MOTON

T Taylor Moton has played in 115 consecutive games and counting as a Carolina Panther. His streak ranks third in franchise history, and first among non-specialists.

MOST CONSECUTIVE GAMES PLAYED (CAROLINA PANTHERS HISTORY)

Rank	Player	GP
1	J.J. Jansen	243
2	Jason Kyle	128
3	Taylor Moton	115
4	Jason Baker	112
5	John Kasay	101

4

EDDY PIÑEIRO

K Eddy Piñeiro (47) needs 18 extra points made to pass Joey Slye (64) for the third-most extra points made in Panthers history.

MOST EXTRA POINTS MADE (CAROLINA PANTHERS HISTORY)

Rank	Player	XPM
1	John Kasay	429
2	Graham Gano	247
3	Joey Slye	64
4	Eddy Piñeiro	47
5	Olindo Mare	44

10

JOHNNY HEKKER

P Johnny Hekker (354) needs 20 punts inside the 20 to pass Matt Turk (373) for 11th place all-time in NFL history (since 1976).

MOST PUNTS LANDING INSIDE 20 (NFL HISTORY SINCE 1976)

Rank	Player	In20
8	Brett Kern	396
9	Sean Landeta	381
10	Donnie Jones	379
11	Matt Turk	373
12	Johnny Hekker	354

95

DERRICK BROWN

DE Derrick Brown (245) needs 36 tackles to pass Kawann Short (280) for the fourth-most tackles by a defensive lineman in Panthers history.

MOST TOTAL TACKLES BY A DEFENSIVE LINEMAN (CAROLINA PANTHERS HISTORY)

Rank	Player	TKLs
1	Julius Peppers	441
2	Mike Rucker	419
3	Charles Johnson	323
4	Kawann Short	280
5	Derrick Brown	245

54

SHAQ THOMPSON

LB Shaq Thompson (706) needs 66 tackles to pass S Mike Minter (771) for third all-time in Panthers history.

MOST TOTAL TACKLES (CAROLINA PANTHERS HISTORY)

Rank	Player	TKLs
1	Luke Kuechly	1,092
2	Thomas Davis Sr.	1,077
3	Mike Minter	771
4	Shaq Thompson	706
5	Jon Beason	580

2023 SEASON NOTES

BY THE NUMBERS

1 OF 1

DT Derrick Brown set an NFL record for the most tackles by a defensive lineman in a season (according to StatsPass, since 1994) with a career-high 103, surpassing Dolphins DT Christian Wilkins' 2022 total of 98. He was the only player in the NFL in 2023 to record 100+ tackles, 15+ quarterback hits and 7+ tackles for loss.

8

QB Bryce Young recorded 20+ completions in eight-consecutive games to start his rookie season, ranking second all-time behind Justin Herbert (15-straight games, 2020).

59

RB Chuba Hubbard's 59 rushing first downs tied for the fifth-most in the NFL this season and ranked third in franchise history for a single season. He set career-highs in rushing attempts (238), rushing yards (902), receptions (39) and receiving yards (233).

26.5

The Panthers finished second in the NFL averaging 26.5 yards per kickoff return. They were also one of four teams to average at least 26 yards per kickoff return (Texans, Patriots, Seahawks).

100/1K

WR Adam Thielen became just the fourth Carolina Panther in franchise history to record 100+ receptions and 1,000+ receiving yards in a single season. He finished the season leading the team with 103 receptions and 1,014 receiving yards. Thielen is one of only six players in NFL history aged 33 or older to record 100+ receptions and 1,000+ yards in a season (Larry Fitzgerald did it twice).

293.9

The Panthers defense allowed 293.9 yards per game in 2023, which was the fourth-lowest allowed in the NFL and third-lowest allowed in a season in franchise history.

171.5

The Panthers defense allowed 171.5 passing yards per game last season, which was the lowest a Panthers defense allowed in a season in franchise history and third-lowest in the league in 2023.

115

T Taylor Moton once again played in every game in 2023 season, bringing his total to 115 consecutive games played as a Carolina Panther over his seven-year career. His streak ranks third in franchise history and first among non-specialists (JJ Jansen, 243; Jason Kyle, 128).

4.9

The Panthers defensive unit ranked sixth in the league limiting opponents to 4.9 yards per play.

SEASON HIGHLIGHTS

• The Carolina Panthers defense finished the season ranked near the top of several categories both in the NFL and franchise history. The unit allowed the fourth-fewest yards per game in the NFL, 293.9, which also ranks as the third-fewest allowed in a season in franchise history.

Category	NFL Rank	Franchise Rank
Yards Per Game (293.9)	4th	3rd
Yards Per Play (4.9)	6th	6th
Passing Yards Per Game (171.5)	3rd	1st
Passing TDs Allowed (19)	t-4th	t-9th

• **DE Derrick Brown** had a season for the record books, setting an NFL record for the most tackles by a defensive lineman in a season (according to StatsPass, since 1994) with a career-high 103. Brown is the only defensive lineman in NFL history to record 100+ tackles, 15+ quarterback hits and 7+ tackles for loss in a single season.

Rank	Player (Year)	Total Tackles
1.	Derrick Brown, CAR (2023)	103
2.	Christian Wilkins, MIA (2022)	98
3.	Anthony Spencer, DAL (2012)	95
T-4.	Harrison Phillips, MIN (2023)	92
T-4.	Ted Washington, BUF (1996)	92

• **WR Adam Thielen** proved age is only a number in his first season as a Panther, recording the most receptions in a player's first year with the team in franchise history (103) which also ties Steve Smith for the third-most receptions in a single season. He became just the fourth Panther to record 100+ receptions and 1,000+ receiving yards in a single season. At age 33, Thielen became one of just six players all-time in the NFL to record 100+ receptions and 1,000+ yards at the age of 33 or older (Larry Fitzgerald did it twice).

Rank	Player (Year)	Receptions	Yards
1.	Christian McCaffrey (2019)	116	1,005
2.	Christian McCaffrey (2018)	107	867
T-3.	Steve Smith (2005)	103	1,563
T-3.	Adam Thielen (2023)	103	1,014

• **QB Bryce Young** led two game-winning drives in the fourth quarter as time expired in 2023, resulting in a Week 8 victory against the Houston Texans and a Week 15 win against the Atlanta Falcons. His 1,038 passing yards in the fourth quarters of games were tied for the fifth-most in the NFL.

Rank	Player (Team)	Fourth Quarter Passing Yards
1.	Jared Goff (DET)	1,284
2.	Baker Mayfield (TB)	1,272
3.	Jordan Love (GB)	1,190
4.	Russell Wilson (DEN)	1,045
T-5.	Bryce Young (CAR)	1,038
T-5.	C.J. Stroud (HOU)	1,038

2023 NOTES TO KNOW

245 TACKLES

In Week 15, DE Derrick Brown passed Kris Jenkins for fifth all-time in Panther history in tackles by a defensive lineman.

MOST TACKLES BY A DEFENSIVE LINEMAN (PANTHERS HISTORY)

Rank	Player	TKLS
1	Julius Peppers	441
2	Mike Rucker	419
3	Charles Johnson	323
4	Kawann Short	280
5	<i>Derrick Brown</i>	<i>245</i>
6	Kris Jenkins	216
7	Greg Hardy	198
8	Mario Addison	197

637 REC

WR Adam Thielen (637) ranks fourth all-time in receptions among undrafted players in the common-draft era.

RECEPTIONS BY AN UNDRAFTED FREE AGENT (NFL HISTORY)

Rank	Player	REC
1	Antonio Gates	955
2	Wes Welker	903
3	Rod Smith	849
4	<i>Adam Thielen</i>	<i>637</i>
5	Danny Amendola	617

MR. RELIABLE

WR Adam Thielen finished tied for fourth in the NFL with 30 third-down receptions (323 yards). He ranked eighth in the NFC in receptions resulting in a first down (56).

THIRD DOWN RECEPTIONS (NFL)

Rank	Player	3DR
1	CeeDee Lamb (DAL)	36
2	D.J. Moore (CHI)	33
3	Chris Godwin (TB)	32
T-4	<i>Adam Thielen (CAR)</i>	<i>30</i>
T-4	A.J. Brown (PHI)	30

RETURN MAN

RB Raheem Blackshear finished second in the NFL averaging 26.9 yards per kickoff return among all players with at least 15 returns.

KICK RETURN YARDS (NFL)

Rank	Player	Yd/KR
1	Velus Jones Jr. (CHI)	27.2
2	<i>Raheem Blackshear (CAR)</i>	<i>26.9</i>
3	Marvin Mims Jr. (DEN)	26.5
T-4	Keisean Nixon (GB)	26.1
T-4	Jamal Agnew (JAX)	26.1

7,696 YARDS

In Week 14, WR Adam Thielen (7,696) became the fifth undrafted player in the common-draft era with at least 7,500 career receiving yards.

RECEIVING YARDS BY AN UNDRAFTED FREE AGENT (NFL HISTORY)

Rank	Player	Yds
1	Antonio Gates	11,841
2	Rod Smith	11,389
3	Wes Welker	9,924
4	Drew Pearson	7,822
5	<i>Adam Thielen</i>	<i>7,696</i>

SURE HANDS

WR Adam Thielen ranked sixth among wide receivers with a 75.2% catch percentage (catches per target).

CATCH PERCENTAGE (NFL WIDE RECEIVERS)

Rank	Player	CTCH%
1	Khalil Shakir (BUF)	86.7
2	Kalif Raymond (DET)	79.5
3	Nelson Agholor (BAL)	77.8
4	Rashee Rice (KC)	77.5
5	Wan'Dale Robinson (NYG)	76.9
6	<i>Adam Thielen (CAR)</i>	<i>75.2</i>
7	Amon-Ra St. Brown (DET)	74.6

58 FGs

In Week 15, K Eddy Piñeiro passed Joey Slye for third-most field goals Panthers history.

CAREER FIELD GOALS (PANTHERS HISTORY)

Rank	Player	FGs
1	John Kasay	351
2	Graham Gano	165
3	<i>Eddy Piñeiro</i>	<i>58</i>
4	Joey Slye	54

43.0 YARDS

P Johnny Hekker ranked ninth league-wide averaging 43.0 net yards per punt.

NET YARDS PER PUNT (NFL)

Rank	Player	NYd/P
1	A.J. Cole (LV)	45.1
2	Bryan Anger (DAL)	44.9
3	Michael Dickson (SEA)	44.1
4	Cameron Johnston (HOU)	44.0
5	Braden Mann (PHI)	43.9
6	Ryan Stonehouse (TEN)	43.9
7	Logan Cooke (JAX)	43.8
8	Blake Gillikin (ARI)	43.6
9	<i>Johnny Hekker (CAR)</i>	<i>43.0</i>
10	Mitch Wishnowsky (SF)	42.7

103 CATCHES

WR Adam Thielen (103) finished 2023 tied for third in Panthers history for receptions in a single season.

RECEPTIONS IN A SEASON (PANTHERS HISTORY)

Rank	Player	Year	REC
1	Christian McCaffrey	2019	116
2	Christian McCaffrey	2018	107
T-3	<i>Adam Thielen</i>	<i>2023</i>	<i>103</i>
T-3	Steve Smith	2005	103
5	Muhsin Muhammad	2000	102

2023 NOTES TO KNOW

NOTABLE INDIVIDUAL MILESTONES & RECORDS

19 ADAM THIELEN

FRANCHISE RECORDS SINGLE SEASON

- Recorded the most receptions in a player's first season with the Panthers (103).
- Became the fourth player in franchise history to record 100+ receptions and 1,000+ receiving yards in a single season.

95 DERRICK BROWN

NFL RECORDS SINGLE SEASON

- Most tackles by a defensive lineman in season with 103 (according to StatsPass, since 1994).

FRANCHISE RECORDS SINGLE SEASON

- Most tackles by a defensive lineman in a season.

SINGLE-SEASON CAREER-HIGHS

- Total tackles (103)
- Solo tackles (57)
- Assisted tackles (46)

9 BRYCE YOUNG

NFL RECORDS SINGLE SEASON

- Recorded 20+ completions in eight-consecutive games to start his rookie career which ranks second all-time behind Justin Herbert (15).

2023 HONORS & AWARDS



PRO BOWL DE DERRICK BROWN



PRO BOWL THIRD ALTERNATE P JOHNNY HECKER & LS JJ JANSEN



WEEK 15 NFC SPECIAL TEAMS PLAYER OF THE WEEK K EDDY PIÑEIRO



ART ROONEY SPORTSMANSHIP AWARD NOMINEE WR ADAM THIELEN

DEFENSIVE NOTES - DE DERRICK BROWN

95 DERRICK BROWN

DB IN THE RECORD BOOKS



• **DE Derrick Brown** set an NFL record for the most tackles by a defensive lineman in a season (according to StatsPass, since 1994) with a career-high 103, surpassing Dolphins DT Christian Wilkins' 2022 total of 98. He added seven tackles for loss, 15 quarterback hits (career-high) and two sacks.

• He recorded 7+ tackles in seven games this season which led all defensive linemen in 2023. He was the only defensive lineman in the league to record multiple 10+ tackle games this season (10 in Week 10 at Chicago and 10 in Week 14 at New Orleans). According to TruMedia, he was one of just three defensive linemen to play at least 900 defensive snaps this season (Maxx Crosby, 1,037 and Aidan Hutchinson, 935).

• Brown was the only player in the NFL this season to record 100+ tackles, 15+ quarterback hits and 7+ tackles for loss. According to TruMedia, Brown is one of just six players and the only defensive lineman to ever record such numbers (Bobby Wagner-2016, Devin White-2020-22, Demario Davis-2017, Lawrence Timmons-2012, James Harrison-2008,2010).

• Among defensive linemen in franchise history, Brown ranks fifth in tackles (245), sixth in tackles for loss (28), sixth in quarterback hits (48) and tied for fourth in passes defended (21).

• Against the New Orleans Saints in Week 14, Brown posted his second 10-tackle game of the season and surpassed Mike Rucker's franchise record for most tackles in a season by a defensive lineman (67), which Brown tied last season. Brown finished the game with 10 tackles, one quarterback hit, one pass defended and one interception. He became just the third defensive lineman in NFL history to record 10+ tackles, one interception and one pass defended in a single game (Mathias Kiwanuka, 2011 and Michael Bankston, 1995).

SINGLE-SEASON DL TACKLE LEADERS (NFL SINCE 1994)

Rk.	Player	Year	TKLs
1	Derrick Brown CAR	2023	103
2	Christian Wilkins MIA	2022	98
3	Anthony Spencer DAL	2012	95
T-4	Harrison Phillips MIN	2023	92
T-4	Ted Washington BUF	1996	92

LEAGUE OF HIS OWN

DERRICK BROWN IS THE ONLY DEFENSIVE LINEMAN IN NFL HISTORY TO RECORD AT LEAST 100+ TACKLES, 7+ TACKLES FOR LOSS AND 15+ QUARTERBACK HITS

100+ TACKLES

7+ TFL

15+ QB HITS

245 TACKLES

DE Derrick Brown (245) ranks fifth all-time in Panther history for tackles by a defensive lineman.

MOST TACKLES BY A DEFENSIVE LINEMAN (PANTHERS HISTORY)

Rk.	Player	TKL
1	Julius Peppers	441
2	Mike Rucker	419
3	Charles Johnson	323
4	Kawann Short	280
5	Derrick Brown	245
6	Kris Jenkins	216
7	Greg Hardy	198
8	Mario Addison	197
9	Sean Gilbert	184
10	Brenston Buckner	170

NUMBERS DON'T LIE

Brown has played in 66 games since entering the NFL in 2020. He ranks near the top in many categories for Panthers defensive linemen in their first 66 career games with the team.

TOTAL TACKLES			TACKLES FOR LOSS		
1	Derrick Brown (2020-)	245	1	Greg Hardy (2010-13)	44
2	Julius Peppers (2002-05)	231	2	Charles Johnson (2008-11)	42
3	Greg Hardy (2010-13)	198	3	Kawann Short (2013-16)	36
4	Kawann Short (2013-16)	184	4	Derrick Brown (2020-)	28
5	Mike Rucker (1999-2004)	172	5	Star Lotulelei (2013-16)	26

QB HITS			PASSES DEFENDED		
1	Greg Hardy (2010-13)	69	1	Julius Peppers (2002-05)	29
2	Kawann Short (2013-16)	56	2	Derrick Brown (2020-)	21
3	Charles Johnson (2008-11)	49	3	Charles Johnson (2008-11)	16
4	Derrick Brown (2020-)	48	4	Greg Hardy (2010-13)	14
5	Mario Addison (2012-15)	40	5t	Kawann Short (2013-16)	10

DEFENSIVE NOTES - CB JAYCEE HORN | OLB JADEVEON CLOWNEY

8

JAYCEE HORN

SEATBELT

- Fourth-year CB Jaycee Horn played in six games last season, dealing with several injuries throughout the year. He finished the season with 27 total tackles and registered five passes defended.
- In Week 14 against his father Joe Horn's former team, the New Orleans Saints, he recorded a career-high seven tackles.
- In the final game of the 2023 season against Tampa Bay, Horn tied a career-high recording three passes defended. He previously recorded three passes defended against the New Orleans Saints in Week 3 of the 2022 season.
- Over the course of six games played, Horn allowed just 18 completions and 170 receiving yards on 31 targets.



7 JADEVEON CLOWNEY

THE RETURN HOME

- The Rock Hill, S.C. native enters his 11th season this year, returning home to play for the Carolina Panthers. OLB Jadeveon Clowney comes to Carolina after a season with the Baltimore Ravens, where he recorded 43 total tackles, including nine tackles for loss and 9.5 sacks.
- In his career, the three-time Pro Bowler has recorded 363 total tackles, including 99 tackles for loss and 52.5 sacks. He has also scored four defensive touchdowns in his career (one via interception, three fumble recoveries).
- According to TruMedia, the former first-overall pick is joined by Panther great, Julius Peppers, as the only two players in NFL history to record at least 360 total tackles, 50.0 sacks, 95 tackles for loss and score at least four defensive touchdowns.
- He is one of just 10 active players to have at least 360 total tackles, 50 defensive sacks and 95 tackles for loss. Clowney currently ranks 11th league-wide among active players with 99 tackles for loss.
- Clowney owns two of the NFL's three single-game outputs of at least four tackles for loss, two sacks and one fumble recovery for a touchdown since data became available in 2000. He did so in consecutive seasons, against the Patriots in 2017 (9/24/17 at New England) and against the Colts in 2018 (9/30/18) (Jason Gildon is the other player to do so, 12/23/01).

JADEVEON CLOWNEY ENTERS THE 2024 SEASON RANKED 11TH LEAGUE-WIDE AMONG ACTIVE PLAYERS WITH 99 TACKLES FOR LOSS

Rk.	Player	TFL
1	Calais Campbell	175
2	Von Miller	164
3	Lavonte David	160
4	Cameron Jordan	153
5	Khalil Mack	136
6	Brandon Graham	120
7	Cameron Heyward	118
8t	T.J. Watt	107
8t	Danielle Hunter	107
10	Demario Davis	105
11	Jadeveon Clowney	99

CLOWNEY IS ONE OF JUST 10 ACTIVE PLAYERS TO HAVE AT LEAST 360 TACKLES, 50 SACKS AND 95 TACKLES FOR LOSS

360+ TACKLES
50+ SACKS
95+ TFL

OFFENSIVE NOTES - WR ADAM THIELEN

19 ADAM THIELEN

ADAM TO THE RECORD BOOKS

• WR Adam Thielen had one of the best seasons in a wide receiver's inaugural season with the Carolina Panthers. Thielen recorded 103 receptions for 1,014 yards and four touchdowns, becoming only the fourth player in Panthers history and first by a player in their first season with the team to record at least 100 receptions and 1,000 yards in a season. His 103 receptions rank first in Panthers history in a player's first year with the club. Thielen also tied for third in Panthers history in receptions in a single season and tied-for-first among wide receivers.

MOST RECEPTIONS IN A PLAYER'S FIRST SEASON WITH THE PANTHERS

Rank	Year	Name	Rec.	Yds.	Avg.
1	2023	Adam Thielen	103	1,014	9.8
2	2020	Robbie Chosen	95	1,096	11.5
3	2017	Christian McCaffrey	80	651	8.1
4	2014	Kelvin Benjamin	73	1,008	13.8
5	2006	Keyshawn Johnson	70	815	11.6

MOST RECEPTIONS IN A SEASON (PANTHERS HISTORY)

Rank	Year	Name	Rec.	Yds.	Avg.
1	2019	Christian McCaffrey	116	1,005	8.7
2	2018	Christian McCaffrey	107	867	8.1
T-3	2023	Adam Thielen	103	1,014	9.8
T-3	2005	Steve Smith	103	1,563	15.2
5	2000	Muhsin Muhammad	102	1,183	11.6

STILL GOING STRONG

• In his age 33 season, Thielen became one-of-six players in NFL history to record at least 100 receptions in their age 33-or-older seasons (ARI WR Larry Fitzgerald did it twice). His 103 receptions ties for fifth in NFL history.

MOST RECEPTIONS IN A SEASON BY A PLAYER 33 YEARS OLD OR OLDER (AGE AS OF SEPT. 1 OF THE SEASON)

Rank	Team	Year	Player	Age	Rec.
1	ARI	2017	Larry Fitzgerald	34	109
2	SF	1996	Jerry Rice	33	108
3	ARI	2016	Larry Fitzgerald	33	107
4	IND	2012	Reggie Wayne	33	106
T-5	CAR	2023	Adam Thielen	33	103
T-5	BAL	2007	Derrick Mason	33	103



SURE HANDS

• Thielen had some of the surest hands in the sport in 2023. He caught 103 passes on 137 targets for a 75.2% receptions percentage. Among all wide receivers to see at least 100 targets, Thielen's reception percentage ranks second in the NFL.

HIGHEST RECEPTION PERCENTAGE BY A WIDE RECEIVER, (MIN. 100 TARGETS), 2023 SEASON

Rank	Team	Name	Rec.	Tar.	Rec%.
1	KC	Rashee Rice	79	102	77.5
2	CAR	Adam Thielen	103	137	75.2
3	DAL	CeeDee Lamb	135	181	74.6
4	HOU	Nico Collins	80	109	73.4
5	DET	Amon-Ra St. Brown	119	164	72.6

HIGHLY RANKED

• Thielen had one of the best seasons by a wide receiver in the NFC, ranking highly in a number of categories

Category	Number	NFC Rank
Third Down Receptions	30	T-4th
Receptions	103	5th
Receptions Per Game	6.1	6th
First Down Receptions	56	8th
Reception Percentage	75.2%	14th
Receiving Yards	1,014	14th
Receiving Yards Per Game	59.6	14th

2023 OFFENSIVE NOTES - QB BRYCE YOUNG RB CHUBA HUBBARD

9 BRYCE YOUNG

BY9

- QB Bryce Young finished his rookie season completing 315 of his 527 passes (59.8%) for 2,877 yards and 11 touchdowns. His 2,877 yards ranks third in franchise history among rookie quarterbacks behind Cam Newton (4,051 in 2011) and Chris Weinke (2,931 in 2001).
- Young recorded 20+ completions in eight consecutive games to start his rookie season which ranks second all-time behind Justin Herbert who did so in 15-straight games in 2020.
- Young led two game-winning drives in the fourth quarter as time expired resulting in a Week 8 victory over the Houston Texans and a Week 15 victory against the Atlanta Falcons. His 1,038 passing yards in the fourth quarters of this season tied for the fifth-most in the NFL.
- In Week 16 against the Green Bay Packers, Young completed 23 of his 36 attempts for a career-high 312 yards. Young ranked near the top of several Week 16 passing categories for his performance, including: sixth in passing yards (312), sixth in yards per attempt (8.7) and sixth in passer rating among qualified quarterbacks (110.0).

CONSECUTIVE GAMES OF 20+ COMPLETIONS TO START A ROOKIE SEASON

Rk.	Player	Year	Team	Streak
1	Justin Herbert	2020	LAC	15
2	Bryce Young	2023	CAR	8
3	Kyler Murray	2019	ARI	6
T-4	Mac Jones	2021	NE	5
T-4	Andrew Luck	2012	IND	5



30 CHUBA HUBBARD

RUN CHUBA RUN

- RB Chuba Hubbard finished 2023 setting career-highs in rushing attempts (238), rushing yards (902), receptions (39) and receiving yards (233). His 59 rushing first downs tied for the fifth-most in the NFL this season and ranked third in franchise history for a single season. He led the team with 1,135 scrimmage yards.
- Over the last 10 weeks of 2023, Hubbard ranked ninth league-wide in rushing yards (632) and third in rushing attempts (169).
- In Week 13 against the Tampa Bay Buccaneers, Hubbard eclipsed the 100-yard mark finishing the game with 104 rushing yards on 25 carries and two touchdowns. It marked the Panthers only 100-yard rusher of the season. The Buccaneers defense finished the season ranked fifth in rushing yards allowed per game (95.3) and only allowed one other 100-yard rusher this season (D'Andre Swift, 130 in Week 3).
- Hubbard was efficient in the passing game as well, ranking fourth in the league in reception percentage per target (88.6%) after hauling in 39 receptions on 44 targets.
- A native of Alberta, Canada, Hubbard now ranks third all-time in rushing yards (1,980) among Canadian-born players in NFL history.

NFL RUSHING LEADERS 2023 WEEKS 9-18

Player	Carries	Yards	RshTD
1 - Christian McCaffrey SF	135	807	5
2 - Najee Harris PIT	171	722	7
3 - Devin Singletary HOU	167	715	4
4 - Kyren Williams LAR	131	688	6
5 - Rachaad White TB	180	685	5
6 - James Connor ARI	140	676	5
7 - Derrick Henry TEN	160	641	9
8 - James Cook BUF	135	636	1
9 - Chuba Hubbard CAR	169	632	4
10 - David Montgomery DET	125	630	7

SPECIAL TEAMS NOTES

4 **EDDY** *PINEIRO*

- **K Eddy Piñeiro** has made 31-consecutive field goals at Bank of America Stadium, which ranks as the second-longest in Panthers history behind Graham Gano's 41-straight conversions from 2016-18. It is also the longest active streak for a kicker in their home stadium in the NFL.
- In Week 16 against the Green Bay Packers, Piñeiro kicked a 52-yard field goal and is now 10-for-12 (83.3 percent) on 50+ yard field goal attempts in his career. Since 2019, of kickers with at least 10 field goal attempts of 50+ yards, Piñeiro's 83.3 conversion percentage ranks second in the NFL. His five field goals of 50+ yards this season ranks third in team history.
- Piñeiro earned NFC Special Teams Player of the Week after going three-for-three on field goal attempts in Week 15 against the Atlanta Falcons, including a 23-yard walk-off field goal to secure the victory. It was his second 23-yard walk-off field goal this season (Week 8 against the Houston Texans).
- In Week 4 against the Minnesota Vikings, Piñeiro converted a career-long 56-yard field goal as time expired in the first half, which is good for the third-longest field goal in franchise history behind Graham Gano's 63-yarder in 2018 and Zane Gonzalez's 57-yarder in 2021.
- Since 2019, Piñeiro is 89-for-100 (89.0 percent) on field goal attempts. His 89.0 field goal percentage ranks third in NFL history among kickers with at least 100 field goal attempts.

58 FGS

K Eddy Pineiro (58) ranks third in Panthers history in field goals made.

FIELD GOALS MADE (PANTHER HISTORY)

Rank	Player	FGs
1	John Kasay	351
2	Graham Gano	165
3	<i>Eddy Pineiro</i>	58
4	Joey Slye	54
5	Joe Nedney	26

44 ^{JJ} **JANSEN**

- A cornerstone on special teams for the Panthers, **LS JJ Jansen** has played in every game during his 15-year career as a Panther dating back to 2009 and is the longest tenured Panther with 243 games played.
- Among active players, Jansen's 243 games played ranks sixth in the NFL.

10 **JOHNNY** *HEKKER*

- **P Johnny Hekker** has recorded 354 punts inside the 20, good for 12th-most in NFL history.
- Hekker finished the 2023 season ranked ninth in the NFL with a 43.0 net punting average. His 11 punts inside the 10 tied for fifth in the NFL and his 5 punts inside the 5 tied for second.

3 **RAHEEM** *BLACKSHEAR*

- Among all players with at least 15 kick returns in 2023, **RB Raheem Blackshear's** 26.9 return average ranked second and his 430 kickoff return yards ranked sixth.
- In Week 16 against the Packers, Blackshear returned five kickoffs for 114 return yards, the 10th-most yards a returner recorded in a game this season.
- Against the Texans in Week 8, he returned three kickoffs for 107 yards, including a 52-yard return. His 52-yard return is the ninth-longest return in the league this season.



UNOFFICIAL DEPTH CHART

(As of September 3, 2024)

OFFENSE

WR	5 Diontae Johnson	<u>17 Xavier Legette</u>	83 David Moore
LT	79 Ikem Ekwonu	77 Yosh Nijman	
LG	68 Damien Lewis	62 Chandler Zavala	
C	63 Austin Corbett	70 Brady Christensen	<u>60 Andrew Raym</u>
RG	50 Robert Hunt	<u>61 Jarrett Kingston</u>	
RT	72 Taylor Moton	77 Yosh Nijman	
TE	82 Tommy Tremble	<u>0 Ja'Tavion Sanders</u>	
TE	80 Ian Thomas	81 Jordan Matthews	
WR	19 Adam Thielen	15 Jonathan Mingo	
QB	9 Bryce Young	14 Andy Dalton	
RB	30 Chuba Hubbard	6 Miles Sanders	3 Raheem Blackshear

DEFENSE

DE	95 Derrick Brown		
DT	99 Shy Tuttle	91 Nick Thurman	
DE	94 A'Shawn Robinson	93 LaBryan Ray	
OLB	7 Jadeveon Clowney	<u>43 Jamie Sheriff</u>	
LB	54 Shaq Thompson	53 Claudin Cherehus	
LB	47 Josey Jewell	<u>56 Trevin Wallace</u>	49 Jon Rhattigan
OLB	52 D.J. Johnson	46 Eku Leota	
CB	8 Jaycee Horn	13 Troy Hill	29 Tariq Castro-Fields
CB	2 Michael Jackson	<u>26 Chau Smith-Wade</u>	<u>27 Shemar Bartholomew</u> 12 Keenan Isaac
S	25 Xavier Woods	21 Nick Scott	
S	20 Jordan Fuller	22 Jammie Robinson	

SPECIALISTS

KR	3 Raheem Blackshear	83 David Moore
PR	3 Raheem Blackshear	83 David Moore
LS	44 JJ Jansen	
P	10 Johnny Hekker	
K	4 Eddy Piñeiro	

PRONUNCIATION GUIDE

Claudin Cherehus	SHER-uh-lus	Taylor Moton	MOAT-in
Jadeveon Clowney	juh-DAY-vee-uhn	Yosh Nijman	rhymes with Josh, NY-man
Austin Corbett	CORE-bit	Eddy Piñeiro	pin-YERO
Ikem Ekwonu	EE-kem eck-WAHN-oo	Jammie Robinson	JAY-mee
Chuba Hubbard	CHEW-ba	Chau Smith-Wade	Shaw
Josey Jewell	JOE-zee	Adam Thielen	THEE-lin
Xavier Legette	ex-ZAVE-yerr / lee-GETT	Xavier Woods	ECK-zay-vee-er
Eku Leota	EK-oo lee-OH-tuh	Chandler Zavala	zuh-VAWL-uh

ALPHABETICAL ROSTER

NO.	NAME	POS	HT	WT	DOB	EXP	COLLEGE	HOMETOWN	HOW ACQ	GP	GS	DNP	IA
27	Bartholomew, Shemar	CB	6-1	200	6/6/2000	R	Georgia Southern	Houston, TX	WV-24 NYJ	0	0	0	0
3	Blackshear, Raheem	RB	5-9	190	6/5/1998	3	Virginia Tech	Philadelphia, Pa.	FA-22	0	0	0	0
95	Brown, Derrick	DE	6-5	320	4/15/1998	5	Auburn	Buford, Ga.	D1-20	0	0	0	0
29	Castro-Fields, Tariq	CB	6-1	197	1/14/1999	3	Penn State	Upper Marlboro, Md.	WV-24 WAS	0	0	0	0
53	Cherelus, Claudin	LB	6-2	230	2/9/1999	2	Alcorn State	Golden Gate, Fla.	WV-23 NYJ	0	0	0	0
70	Christensen, Brady	G	6-6	300	9/27/1996	4	BYU	Bountiful, Utah	D3a-21	0	0	0	0
7	Clowney, Jadeveon	OLB	6-5	255	2/14/1993	11	South Carolina	Rock Hill, S.C.	FA-24	0	0	0	0
63	Corbett, Austin	C	6-4	305	9/5/1995	7	Nevada	Sparks, Nev.	UFA-22 LAR	0	0	0	0
14	Dalton, Andy	QB	6-2	220	10/29/1987	14	TCU	Katy, Texas	FA-23	0	0	0	0
79	Ekwonu, Ikem	T	6-4	320	10/31/2000	3	North Carolina State	Charlotte, N.C.	D1-22	0	0	0	0
20	Fuller, Jordan	S	6-2	203	3/4/1998	5	Oio State	Old Tappan, N.J.	FA-24	0	0	0	0
10	Hekker, Johnny	P	6-5	225	2/8/1990	13	Oregon State	Bothell, Wash.	FA-22	0	0	0	0
13	Hill, Troy	CB	5-11	180	8/29/1991	9	Oregon	Youngstown, Ohio	FA-23	0	0	0	0
8	Horn, Jaycee	CB	6-1	200	11/26/1999	4	South Carolina	Alpharetta, Ga.	D1-21	0	0	0	0
30	Hubbard, Chuba	RB	6-1	210	6/11/1999	4	Oklahoma State	Alberta, Canada	D4-21	0	0	0	0
50	Hunt, Robert	G	6-6	335	8/25/1996	5	Louisiana-Lafayette	Burkeville, Texas	FA-24	0	0	0	0
12	Isaac, Keenan	CB	6-3	190	2/17/2000	1	Alabama State	Midfield, AL	WV-24 TB	0	0	0	0
2	Jackson, Michael	CB	6-1	212	1/10/1997	4	Miami	Birmingham, Ala.	TR-24 SEA	0	0	0	0
44	Jansen, JJ	LS	6-2	235	1/20/1986	17	Notre Dame	Phoenix, Ariz.	TR-09 GB	0	0	0	0
47	Jewell, Josey	LB	6-2	236	12/25/1994	7	Iowa	Decorah, Iowa	FA-24	0	0	0	0
52	Johnson, D.J.	OLB	6-4	270	10/29/1998	2	Oregon	Sacramento, Calif.	D3-23	0	0	0	0
5	Johnson, Diontae	WR	5-10	183	7/5/1996	6	Toledo	Ruskin, Fla.	TR-24 PIT	0	0	0	0
61	Kingston, Jarrett	T	6-4	308	12/21/1999	R	Southern California	Anderson, Calif.	WV-24 SF	0	0	0	0
17	Legette, Xavier	WR	6-3	227	1/29/2001	R	South Carolina	Mullins, S.C.	D1-24	0	0	0	0
46	Leota, Eku	OLB	6-4	257	5/11/1999	2	Auburn	Asheville, N.C.	FA-23	0	0	0	0
68	Lewis, Damien	G	6-2	327	3/21/1997	5	LSU	Canton, Miss.	FA-24	0	0	0	0
81	Matthews, Jordan	TE	6-3	236	7/16/1992	8	Vanderbilt	Madison, Ala.	FA-23	0	0	0	0
15	Mingo, Jonathan	WR	6-2	225	4/20/2001	2	Mississippi	Brandon, Miss.	D2-23	0	0	0	0
83	Moore, David	WR	6-0	220	1/15/1995	7	East Central (Okla.)	Gainesville, Texas	FA-24	0	0	0	0
72	Moton, Taylor	T	6-5	325	8/14/1994	8	Western Michigan	Okemos, Mich.	D2b-17	0	0	0	0
77	Nijman, Yosh	T	6-7	314	1/2/1996	5	Virginia Tech	Maplewood, N.J.	FA-24	0	0	0	0
4	Pineiro, Eddy	K	5-11	190	9/13/1995	7	Florida	Miami, Fla.	FA-22	0	0	0	0
93	Ray, LaByran	DE	6-4	290	12/5/1997	2	Alabama	Madison, Ala.	FA-23	0	0	0	0
60	Raym, Andrew	C	6-4	327	5/2/2001	R	Oklahoma	Broken Arrow, Okla.	UDFA-24	0	0	0	0
49	Rhattigan, Jon	LB	6-0	239	2/2/1999	4	Army	Naperville, Ill.	WV-24 SEA	0	0	0	0
94	Robinson, A'Shawn	DE	6-4	330	3/21/1995	9	Alabama	Fort Worth, Texas	FA-24	0	0	0	0
22	Robinson, Jammie	S	5-11	195	1/24/2001	2	Florida State	Cordele, Ga.	D5-23	0	0	0	0
0	Sanders, Ja'Tavion	TE	6-4	243	3/27/2003	R	Texas	Denton, Texas	D4-24	0	0	0	0
6	Sanders, Miles	RB	5-11	211	5/1/1997	6	Penn State	Pittsburgh, Pa.	FA-23	0	0	0	0
21	Scott, Nick	S	5-11	201	5/17/1995	6	Penn State	Fairfax, Va.	FA-24	0	0	0	0
43	Sheriff, Jamie	OLB	6-1	254	8/18/2000	R	South Alabama	Terry, Miss.	WV-24 SEA	0	0	0	0
26	Smith-Wade, Chau	CB	5-11	176	9/17/2002	R	Washington State	Denver, Colo.	D5-24	0	0	0	0
19	Thielen, Adam	WR	6-2	200	8/22/1990	11	Minnesota State	Detroit Lakes, Minn.	FA-23	0	0	0	0
80	Thomas, Ian	TE	6-4	260	6/6/1996	7	Indiana	Baltimore, Md.	D4a-18	0	0	0	0
54	Thompson, Shaq	LB	6-0	230	4/21/1994	10	Washington	Sacramento, Calif.	D1-15	0	0	0	0
91	Thurman, Nick	DT	6-4	295	6/12/1995	3	Houston	Dallas, Texas	FA-23	0	0	0	0
82	Tremble, Tommy	TE	6-4	250	6/2/2000	4	Notre Dame	Peachtree Corners, Ga.	D3b-21	0	0	0	0
99	Tuttle, Shy	DT	6-3	300	10/20/1995	6	Tennessee	Welcome, N.C.	FA-23	0	0	0	0
56	Wallace, Trevin	LB	6-1	237	2/22/2003	R	Kentucky	Jesup, Ga.	D3-24	0	0	0	0
25	Woods, Xavier	S	5-11	200	7/26/1995	8	Louisiana Tech	West Monroe, La.	UFA-22 MIN	0	0	0	0
9	Young, Bryce	QB	5-10	204	7/25/2001	2	Alabama	Pasadena, Calif.	D1-23	0	0	0	0
62	Zavala, Chandler	G	6-5	325	4/2/1999	2	North Carolina State	Boynton Beach, Fla.	D4-23	0	0	0	0

Injured Reserve (4)

96	Crumedy, Jaden	DT	6-5	305	7/30/2000	R	Mississippi State	Hattiesburg, Miss.	D6-24	0	0	0	0
42	Franklin Jr., Sam	S	6-3	210	2/2/1996	5	Temple	Crystal River, Fla.	FA-20	0	0	0	0
48	Gill, Cam	OLB	6-3	240	12/14/1997	5	Wagner	Douglasville, GA	FA-24	0	0	0	0
23	Jackson, Dane	CB	5-11	180	11/29/1996	5	Pittsburgh	Coraopolis, Pa.	FA-24	0	0	0	0

International Player Pathway/PS Exemption (1)

86	Olatoke, Praise	WR	6-2	197	6/23/2000	R	Ohio State	Glasgow, Scotland	FA-24	0	0	0	0
----	-----------------	----	-----	-----	-----------	---	------------	-------------------	-------	---	---	---	---

Practice Squad (15)

34	Boone, Mike	RB	5-10	205	7/30/1995	7	Cincinnati	Macclenny, Fla.	FA-23	0	0	0	0
88	Cain, Deon	WR	6-2	202	8/9/1996	2	Clemson	Tampa, FL	FA-24	0	0	0	0
65	Carter, Ja'Tyre	OL	6-3	311	1/15/1999	3	Southern	White Castle, La.	FA-24	0	0	0	0
18	Coker, Jalen	WR	6-3	213	10/30/2001	R	Holy Cross	Sterling, Va.	UDFA-24	0	0	0	0
55	Dyson, Kenny	OLB	6-3	235	6/27/2001	R	Bryant	Stamford, Conn.	UDFA-24	0	0	0	0
84	Franks, Felipe	TE	6-6	241	12/22/1997	3	Arkansas	Crawfordville, Fla.	FA-24	0	0	0	0
48	Incoom, Thomas	OLB	6-4	265	2/1/1999	2	Central Michigan	Stone Mountain, Ga.	FA-24	0	0	0	0
41	Jackson, Tarron	OLB	6-2	254	6/22/1998	3	Coastal Carolina	Aiken, SC	FA-24	0	0	0	0
32	Johnson Jr., Lonnie	S	6-2	213	11/4/1995	6	Kentucky	Gary, Ind.	FA-24	0	0	0	0
78	Peavy, Jayden	DT	6-5	308	9/3/1999	1	Texas A&M	Bellaire, Texas	FA-24	0	0	0	0
16	Plummer, Jack	QB	6-5	215	10/21/1999	R	Louisville	Gilbert, Ariz.	UDFA-24	0	0	0	0
36	Richardson, Demani	S	6-1	215	10/7/2000	R	Texas A&M	Waxahachie, Texas	UDFA-24	0	0	0	0
97	Smith, T.J.	DL	6-3	300	4/19/1997	3	Arkansas	Moultrie, Ga.	UFA-24	0	0	0	0
73	Walton, Brandon	OL	6-5	300	3/18/1998	3	Florida Atlantic	Largo, FL	FA-24	0	0	0	0
57	Wooten, Chandler	LB	6-3	232	4/25/1999	3	Auburn	Acworth, Ga.	FA-22	0	0	0	0

Reserve/PUP (2)

38	Barno, Amaré	OLB	6-6	245	4/26/1999	3	Virginia Tech	Blythewood, S.C.	D6a-22	0	0	0	0
98	Wonnum, D.J.	OLB	6-5	258	10/31/1997	5	South Carolina	Stone Mountain, Ga.	FA-24	0	0	0	0

NUMERICAL ROSTER

NO.	NAME	POS	HT	WT	DOB	EXP	COLLEGE	HOMETOWN	HOW ACQ	GP	GS	DNP	IA
0	Sanders, Ja'Tavion	TE	6-4	243	3/27/2003	R	Texas	Denton, Texas	D4-24	0	0	0	0
2	Jackson, Michael	CB	6-1	212	1/10/1997	4	Miami	Birmingham, Ala.	TR-24 SEA	0	0	0	0
3	Blackshear, Raheem	RB	5-9	190	6/5/1998	3	Virginia Tech	Philadelphia, Pa.	FA-22	0	0	0	0
4	Pineiro, Eddy	K	5-11	190	9/13/1995	7	Florida	Miami, Fla.	FA-22	0	0	0	0
5	Johnson, Dontae	WR	5-10	183	7/5/1996	6	Toledo	Ruskin, Fla.	TR-24 PIT	0	0	0	0
6	Sanders, Miles	RB	5-11	211	5/1/1997	6	Penn State	Pittsburgh, Pa.	FA-23	0	0	0	0
7	Clowney, Jadeveon	OLB	6-5	255	2/14/1993	11	South Carolina	Rock Hill, S.C.	FA-24	0	0	0	0
8	Horn, Jaycee	CB	6-1	200	11/26/1999	4	South Carolina	Alpharetta, Ga.	D1-21	0	0	0	0
9	Young, Bryce	CB	5-10	204	7/25/2001	2	Alabama	Pasadena, Calif.	D1-23	0	0	0	0
10	Hekker, Johnny	P	6-5	225	2/8/1990	13	Oregon State	Bothell, Wash.	FA-22	0	0	0	0
12	Isaac, Keenan	CB	6-3	190	2/17/2000	1	Alabama State	Midfield, AL	WV-24 TB	0	0	0	0
13	Hill, Troy	CB	5-11	180	8/29/1991	9	Oregon	Youngstown, Ohio	FA-23	0	0	0	0
14	Dalton, Andy	CB	6-2	220	10/29/1987	14	TCU	Katy, Texas	FA-23	0	0	0	0
15	Mingo, Jonathan	WR	6-2	225	4/20/2001	2	Mississippi	Brandon, Miss.	D2-23	0	0	0	0
17	Legette, Xavier	WR	6-3	227	1/29/2001	R	South Carolina	Mullins, S.C.	D1-24	0	0	0	0
19	Thielen, Adam	WR	6-2	200	8/22/1990	11	Minnesota State	Detroit Lakes, Minn.	FA-23	0	0	0	0
20	Fuller, Jordan	S	6-2	203	3/4/1998	5	Ohio State	Old Tappan, N.J.	FA-24	0	0	0	0
21	Scott, Nick	S	5-11	201	5/17/1995	6	Penn State	Fairfax, Va.	FA-24	0	0	0	0
22	Robinson, Jammie	S	5-11	195	1/24/2001	2	Florida State	Cordele, Ga.	D5-23	0	0	0	0
25	Woods, Xavier	S	5-11	200	7/26/1995	8	Louisiana Tech	West Monroe, La.	UFA-22 MIN	0	0	0	0
26	Smith-Wade, Chau	CB	5-11	176	9/17/2002	R	Washington State	Denver, Colo.	D5-24	0	0	0	0
27	Bartholomew, Shemar	CB	6-1	200	6/6/2000	R	Georgia Southern	Houston, TX	WV-24 NYJ	0	0	0	0
29	Castro-Fields, Tariq	CB	6-1	197	1/14/1999	3	Penn State	Upper Marlboro, Md.	WV-24 WAS	0	0	0	0
30	Hubbard, Chuba	RB	6-1	210	6/11/1999	4	Oklahoma State	Alberta, Canada	D4-21	0	0	0	0
43	Sheriff, Jamie	OLB	6-1	254	8/18/2000	R	South Alabama	Terry, Miss.	WV-24 SEA	0	0	0	0
44	Jansen, JJ	LS	6-2	235	1/20/1986	17	Notre Dame	Phoenix, Ariz.	TR-09 GB	0	0	0	0
46	Leota, Eku	OLB	6-4	257	5/11/1999	2	Auburn	Asheville, N.C.	FA-23	0	0	0	0
47	Jewell, Josey	LB	6-2	236	12/25/1994	7	Iowa	Decorah, Iowa	FA-24	0	0	0	0
49	Rhattigan, Jon	LB	6-0	239	2/2/1999	4	Army	Naperville, Ill.	WV-24 SEA	0	0	0	0
50	Hunt, Robert	G	6-6	335	8/25/1996	5	Louisiana-Lafayette	Burkeville, Texas	FA-24	0	0	0	0
52	Johnson, D.J.	OLB	6-4	270	10/29/1998	2	Oregon	Sacramento, Calif.	D3-23	0	0	0	0
53	Cherelus, Claudin	LB	6-2	230	2/9/1999	2	Alcorn State	Golden Gate, Fla.	WV-23 NYJ	0	0	0	0
54	Thompson, Shaq	LB	6-0	230	4/21/1994	10	Washington	Sacramento, Calif.	D1-15	0	0	0	0
56	Wallace, Trevin	LB	6-1	237	2/22/2003	R	Kentucky	Jesup, Ga.	D3-24	0	0	0	0
60	Raym, Andrew	C	6-4	327	5/2/2001	R	Oklahoma	Broken Arrow, Okla.	UDFA-24	0	0	0	0
61	Kingston, Jarrett	T	6-4	308	12/21/1999	R	Southern California	Anderson, Calif.	WV-25 SF	0	0	0	0
62	Zavala, Chandler	G	6-5	325	4/2/1999	2	North Carolina State	Boynton Beach, Fla.	D4-23	0	0	0	0
63	Corbett, Austin	C	6-4	305	9/5/1995	7	Nevada	Sparks, Nev.	UFA-22 LAR	0	0	0	0
68	Lewis, Damien	G	6-2	327	3/21/1997	5	LSU	Canton, Miss.	FA-24	0	0	0	0
70	Christensen, Brady	G	6-6	300	9/27/1996	4	BYU	Bountiful, Utah	D3a-21	0	0	0	0
72	Moton, Taylor	T	6-5	325	8/14/1994	8	Western Michigan	Okemos, Mich.	D2b-17	0	0	0	0
77	Nijman, Yosh	T	6-7	314	1/2/1996	5	Virginia Tech	Maplewood, N.J.	FA-24	0	0	0	0
79	Ekwonu, Ikem	T	6-4	320	10/31/2000	3	North Carolina State	Charlotte, N.C.	D1-22	0	0	0	0
80	Thomas, Ian	TE	6-4	260	6/6/1996	7	Indiana	Baltimore, Md.	D4a-18	0	0	0	0
81	Matthews, Jordan	TE	6-3	236	7/16/1992	8	Vanderbilt	Madison, Ala.	FA-23	0	0	0	0
82	Tremble, Tommy	TE	6-4	250	6/2/2000	4	Notre Dame	Peachtree Corners, Ga.	D3b-21	0	0	0	0
83	Moore, David	WR	6-0	220	1/15/1995	7	East Central (Okla.)	Gainesville, Texas	FA-24	0	0	0	0
91	Thurman, Nick	DT	6-4	295	6/12/1995	3	Houston	Dallas, Texas	FA-23	0	0	0	0
93	Ray, LaBryan	DE	6-4	290	12/5/1997	2	Alabama	Madison, Ala.	FA-23	0	0	0	0
94	Robinson, A'Shawn	DE	6-4	330	3/21/1995	9	Alabama	Fort Worth, Texas	FA-24	0	0	0	0
95	Brown, Derrick	DE	6-5	320	4/15/1998	5	Auburn	Buford, Ga.	D1-20	0	0	0	0
99	Tuttle, Shy	DT	6-3	300	10/20/1995	6	Tennessee	Welcome, N.C.	FA-23	0	0	0	0

Injured Reserve (4)

23	Jackson, Dane	CB	5-11	180	11/29/1996	5	Pittsburgh	Coraopolis, Pa.	FA-24	0	0	0	0
42	Franklin Jr., Sam	S	6-3	210	2/2/1996	5	Temple	Crystal River, Fla.	FA-20	0	0	0	0
48	Gill, Cam	OLB	6-3	240	12/14/1997	5	Wagner	Douglasville, GA	FA-24	0	0	0	0
96	Crumedy, Jaden	DT	6-5	305	7/30/2000	R	Mississippi State	Hattiesburg, Miss.	D6-24	0	0	0	0

International Player Pathway/PS Exemption (1)

86	Olatoko, Praise	WR	6-2	197	6/23/2000	R	Ohio State	Glasgow, Scotland	FA-24	0	0	0	0
----	-----------------	----	-----	-----	-----------	---	------------	-------------------	-------	---	---	---	---

Practice Squad (15)

16	Plummer, Jack	QB	6-5	215	10/21/1999	R	Louisville	Gilbert, Ariz.	UDFA-24	0	0	0	0
18	Coker, Jalen	WR	6-3	213	10/30/2001	R	Holy Cross	Sterling, Va.	UDFA-24	0	0	0	0
32	Johnson Jr., Lonnie	S	6-2	213	11/4/1995	6	Kentucky	Gary, Ind.	FA-24	0	0	0	0
34	Boone, Mike	RB	5-10	205	7/30/1995	7	Cincinnati	Macclenny, Fla.	FA-23	0	0	0	0
36	Richardson, Demani	S	6-1	215	10/7/2000	R	Texas A&M	Waxahachie, Texas	UDFA-24	0	0	0	0
41	Jackson, Tarron	OLB	6-2	254	6/22/1998	3	Coastal Carolina	Aiken, SC	FA-24	0	0	0	0
48	Incoom, Thomas	LB	6-4	265	2/1/1999	2	Central Michigan	Stone Mountain, Ga.	FA-24	0	0	0	0
55	Dyson, Kenny	OLB	6-3	235	6/27/2001	R	Bryant	Stamford, Conn.	UDFA-24	0	0	0	0
57	Wooten, Chandler	LB	6-3	232	4/25/1999	3	Auburn	Acworth, Ga.	FA-22	0	0	0	0
65	Carter, Ja'Tyre	OL	6-3	311	1/15/1999	3	Southern	White Castle, La.	FA-24	0	0	0	0
73	Walton, Brandon	OL	6-5	300	3/18/1998	3	Florida Atlantic	Largo, FL	FA-24	0	0	0	0
78	Peavy, Jayden	DT	6-5	308	9/3/1999	1	Texas A&M	Bellaire, Texas	FA-24	0	0	0	0
84	Franks, Felipe	TE	6-6	241	12/22/1997	3	Arkansas	Crawfordville, Fla.	FA-24	0	0	0	0
88	Cain, Deon	WR	6-2	202	8/9/1996	2	Clemson	Tampa, FL	FA-24	0	0	0	0
97	Smith, T.J.	DL	6-3	300	4/19/1997	3	Arkansas	Moultrie, Ga.	FA-24	0	0	0	0

Reserve/PUP (2)

38	Barno, Amare	OLB	6-6	245	4/26/1999	3	Virginia Tech	Blythewood, S.C.	D6a-22	0	0	0	0
98	Wonnum, D.J.	OLB	6-5	258	10/31/1997	5	South Carolina	Stone Mountain, Ga.	FA-24	0	0	0	0

POSITIONAL ROSTER

NO.	NAME	POS.	HT.	WT.	AGE	EXP.	COLLEGE	HOMETOWN	HOW ACQ.
QUARTERBACKS (3)									
9	Young, Bryce	QB	5-10	204	23	2	Alabama	Pasadena, Calif.	D1-23
14	Dalton, Andy	QB	6-2	220	36	14	TCU	Katy, Texas	FA-23
16	Plummer, Jack (PS)	QB	6-5	215	24	R	Louisville	Gilbert, Ariz.	UDFA-24
RUNNING BACKS (5)									
3	Blackshear, Raheem	RB	5-9	190	26	3	Virginia Tech	Philadelphia, Pa.	FA-22
6	Sanders, Miles	RB	5-11	211	27	6	Penn State	Pittsburgh, Pa.	FA-23
24	Brooks, Jonathan (R/NFI)	RB	6-0	207	21	R	Texas	Hallettsville, Texas	D2-24
30	Hubbard, Chuba	RB	6-1	210	25	4	Oklahoma State	Alberta, Canada	D4-21
34	Boone, Mike (PS)	RB	5-10	205	29	7	Cincinnati	Macclenny, Fla.	FA-23
WIDE RECEIVERS (8)									
5	Johnson, Diontae	WR	5-10	183	28	6	Toledo	Ruskin, Fla.	TR-24 PIT
15	Mingo, Jonathan	WR	6-2	225	23	2	Mississippi	Brandon, Miss.	D2-23
17	Legette, Xavier	WR	6-3	227	23	R	South Carolina	Mullins, S.C.	D1-24
18	Coker, Jalen (PS)	WR	6-3	213	22	R	Holy Cross	Sterling, Va.	UDFA-24
19	Thielen, Adam	WR	6-2	200	34	11	Minnesota State	Detroit Lakes, Minn.	FA-23
83	Moore, David	WR	6-0	220	29	7	East Central (Okla.)	Gainesville, Texas	FA-24
86	Olatoko, Praise (IPP)	WR	6-2	197	24	R	Ohio State	Glasgow, Scotland	FA-24
88	Cain, Deon (PS)	WR	6-2	202	28	2	Clemson	Tampa, FL	FA-24
TIGHT ENDS (5)									
0	Sanders, Ja'Tavion	TE	6-4	243	21	R	Texas	Denton, Texas	D4-24
80	Sanders, Ian	TE	6-4	260	28	7	Indiana	Baltimore, Md.	D4a-18
81	Matthews, Jordan	TE	6-3	236	32	8	Vanderbilt	Madison, Ala.	FA-23
82	Tremble, Tommy	TE	6-4	250	24	4	Notre Dame	Peachtree Corners, Ga.	D3b-21
84	Franks, Felipe (PS)	TE	6-6	241	26	3	Arkansas	Crawfordville, Fla.	FA-24
OFFENSIVE LINE (12)									
50	Hunt, Robert	G	6-6	335	28	5	Louisiana-Lafayette	Burkeville, Texas	FA-24
60	Rayn, Andrew	C	6-4	327	23	R	Oklahoma	Broken Arrow, Okla.	UDFA-24
61	Kingston, Jarrett	T	6-4	308	24	R	South Carolina	Anderson, Calif.	WW-24 SF
62	Zavala, Chandler	T	6-5	325	25	2	North Carolina State	Boynton Beach, Fla.	D4-23
63	Corbett, Austin	C	6-4	305	28	7	Nevada	Sparks, Nev.	UFA-22 LAR
65	Carter, Ja'Tyre (PS)	OL	6-3	311	25	3	Southern	White Castle, La.	FA-24
68	Lewis, Damien	G	6-2	327	27	5	LSU	Canton, Miss.	FA-24
70	Christensen, Brady	G	6-6	300	27	4	BYU	Bountiful, Utah	D3a-21
72	Moton, Taylor	T	6-5	325	30	8	Western Michigan	Okemos, Mich.	D2b-17
73	Walton, Brandon (PS)	OL	6-5	300	26	3	Florida Atlantic	Largo, FL	FA-24
77	Nijman, Yosh	T	6-7	314	28	5	Virginia Tech	Maplewood, N.J.	FA-24
79	Ekwonu, Ikem	T	6-4	320	23	3	North Carolina State	Charlotte, N.C.	D1-22
LINEBACKERS (16)									
7	Clowey, Jadevon	OLB	6-5	255	31	11	South Carolina	Rock Hill, S.C.	FA-24
38	Barno, Amaré (R/PUP)	OLB	6-6	245	25	3	Virginia Tech	Byfthewood, S.C.	D6a-22
41	Jackson, Tarron (PS)	OLB	6-2	254	26	3	Coastal Carolina	Aiken, SC	FA-24
43	Sheriff, Jamie	OLB	6-1	254	24	R	South Alabama	Terry, Miss.	WW-24 SEA
46	Leota, Eku	OLB	6-4	257	25	2	Auburn	Asheville, N.C.	FA-23
47	Jewell, Josey	LB	6-2	236	29	7	Iowa	Decorah, Iowa	FA-24
48	Gill, Cam (IR)	OLB	6-3	240	26	5	Wagner	Douglasville, Ga.	FA-24
48	Incom, Thomas (PS)	OLB	6-4	265	25	2	Central Michigan	Stone Mountain, Ga.	FA-24
49	Rhattigan, Jon	LB	6-0	239	25	4	Army	Naperville, Ill.	WW-24 SEA
52	Johnson, D.J.	OLB	6-4	270	25	2	Oregon	Sacramento, Calif.	D3-23
53	Cherelus, Claudin	LB	6-2	230	25	2	Alcorn State	Golden Gate, Va.	WW-23 NWJ
54	Thompson, Shaq	LB	6-0	230	30	10	Washington	Sacramento, Calif.	D1-15
55	Dyson, Kenny (PS)	OLB	6-3	235	23	R	Bryant	Stamford, Conn.	UDFA-24
56	Wallace, Trevin	LB	6-1	237	21	R	Kentucky	Jesup, Ga.	D3-24
57	Wooten, Chandler (PS)	LB	6-3	232	25	3	Auburn	Acworth, Ga.	FA-22
98	Wonnum, D.J. (R/PUP)	OLB	6-5	258	26	5	South Carolina	Stone Mountain, Ga.	FA-24
DEFENSIVE BACKS (15)									
2	Jackson, Michael	CB	6-1	212	27	4	Miami	Birmingham, Ala.	TR-24 SEA
8	Horn, Jaycee	CB	6-1	200	24	4	South Carolina	Alpharetta, Ga.	D1-21
12	Isaac, Keenan	CB	6-3	190	24	1	Alabama State	Midfield, AL	WW-24 TB
13	Hill, Troy	CB	5-11	180	33	9	Oregon	Youngstown, Ohio	FA-23
20	Fuller, Jordan	S	6-2	203	26	5	Ohio State	Old Tappan, N.J.	FA-24
21	Scott, Nick	S	5-11	201	29	6	Penn State	Fairfax, Va.	FA-24
22	Robinson, Jammie	S	5-11	195	23	2	Florida State	Cordele, Ga.	D5-23
23	Jackson, Dane (IR)	CB	5-11	180	27	5	Pittsburgh	Coraopolis, Pa.	FA-24
25	Woods, Xavier	S	5-11	200	29	8	Louisiana Tech	West Monroe, La.	UFA-22 MIN
26	Smith-Wade, Chau	CB	5-11	176	21	R	Washington State	Denver, Colo.	D5-24
27	Bartholomew, Shemar	CB	6-1	200	24	R	Georgia Southern	Houston, TX	WW-24 NYJ
29	Castro-Fields, Tariq	CB	6-1	197	25	3	Penn State	Upper Marlboro, Md.	WW-24 WAS
32	Johnson Jr., Luanie (PS)	S	6-2	213	28	6	Kentucky	Gary, Ind.	FA-24
36	Richardson, Demani (PS)	S	6-1	215	23	5	Texas A&M	Waxahachie, Texas	UDFA-24
42	Franklin Jr., Sam (IR)	S	6-3	210	28	5	Temple	Crystal River, Fla.	FA-20
DEFENSIVE LINE (8)									
78	Peavy, Jayden (PS)	DT	6-5	308	25	1	Texas A&M	Bellaire, Texas	FA-24
81	Thurman, Nick	DT	6-4	295	29	3	Houston	Dallas, Texas	FA-23
93	Ray, LaBryan	DE	6-4	290	26	2	Alabama	Madison, Ala.	FA-23
94	Brown, A'Shawn	DE	6-4	330	29	9	Alabama	Fort Worth, Texas	FA-24
95	Brown, Darnick	DE	6-5	320	26	5	Auburn	Burford, Ga.	D1-20
96	Crumedy, Jaden (IR)	DL	6-5	305	24	R	Mississippi State	Bolt, Ga.	D6-24
97	Smith, T.J. (PS)	DT	6-3	300	27	3	Arkansas	Moultrie, Ga.	FA-24
99	Tuttle, Shy	DT	6-3	300	28	6	Tennessee	Welcome, N.C.	FA-23
SPECIALISTS (3)									
4	Pineiro, Eddy	K	5-11	190	28	7	Florida	Miami, Fla.	FA-22
10	Hekker, Johnny	P	6-5	225	34	13	Oregon State	Bothell, Wash.	FA-22
44	Jansen, JJ	LS	6-2	235	38	17	Notre Dame	Phoenix, Ariz.	TR-09 GB

HOW BUILT

YEAR	DRAFTEES (17)	FREE AGENTS (23)	COLLEGE FREE AGENTS		TRADES/WAIVERS (9)	PRACTICE SQUAD (0)	SUP. DRAFT (0)
			(1)				
2009					LS JJ Jansen (TR-09 GB)		
2015	LB Shaq Thompson (1)						
2017	T Taylor Moton (2)						
2018	TE Ian Thomas (4)						
2020	DE Derrick Brown (1)						
2021	CB Jaycee Horn (1) G Brady Christensen (3) TE Tommy Tremble (3) RB Chuba Hubbard (4)						
2022	T Ikem Ekwonu (1)	RB Raheem Blackshear (FA-22) C Austin Corbett (UFA-22 LAR) P Johnny Hekker (FA-22) K Eddy Piñeiro (FA-22)					
2023	QB Bryce Young (1) WR Jonathan Mingo (2) G Chandler Zavala (4) S Jammie Robinson (5)	QB Andy Dalton (FA-23) CB Troy Hill (FA-23) OLB Eku Leota (FA-23) TE Jordan Matthews (FA-23) DE LaBryan Ray (FA-23) RB Miles Sanders (FA-23) WR Adam Thielen (FA-23) DT Nick Thurman (FA-23) DT Shy Tuttle (FA-23)			LB Claudin Chelrus (WV-23 NYJ)		
2024	WR Xavier Legette (1) LB Trevin Wallace (3) TE Ja'Tavion Sanders (4) CB Chau Smith-Wade (5)	OLB Jadeveon Clowney (FA-24) S Jordan Fuller (FA-24) G Robert Hunt (FA-24) CB Michael Jackson (TR-24 SEA) LB Josey Jewell (FA-24) G Damien Lewis (FA-24) WR David Moore (FA-24) T Yosh Nijman (FA-24) DE A'Shawn Robinson (FA-24) S Nick Scott (FA-24)	C Andrew Raym (UDFA-24)		CB Shemar Bartholomew (WV-24 NYJ) CB Tariq Castro-Fields (WV-24 WAS) CB Keenan Isaac (WV-24 TB) WR Diontae Johnson (TR-24 PIT) T Jarrett Kingston (WV-24 SF) LB Jon Rhattigan (WV-24 SEA) OLB Jamie Sheriff (WV-24 SEA)		

TRANSACTIONS

DATE	POS.	NAME	TRANSACTION	DATE	POS.	NAME	TRANSACTION
3-Sep	OT	Tyler Smith	Waived	27-Aug	QB	Jack Plummer	Waived
3-Sep	OLB	K'Lavon Chaisson	Waived	27-Aug	LB	Lulji Vilain	Waived
2-Sep	LB	Tae Davis	Waived	27-Aug	TE	Feleipe Franks	Waived
2-Sep	OT	Badara Traore	Waived	27-Aug	WR	Mike Strachan	Waived
2-Sep	WR	Praise Olatoke	Signed/Practice Squad	26-Aug	WR	Tayvion Robinson	Waived
30-Aug	OT	Brandon Walton	Signed/Practice Squad	22-Aug	OL	Badara Traore	Released/injury settlement
30-Aug	WR	Deon Cain	Signed/Practice Squad	22-Aug	LB	Aaron Beasley	Signed
30-Aug	DT	Walter Palmore	Waived	22-Aug	LB	Michael Barrett	Traded to Seattle Seahawks
30-Aug	S	Alex Cook	Waived	22-Aug	DB	Michael Jackson	Acquired via trade
30-Aug	G	Mason Brooks	Waived	21-Aug	OL	Nash Jesen	Released/injury settlement
29-Aug	TE	Jordan Matthews	Signed to active roster	19-Aug	WR	Tayvion Robinson	Waived
29-Aug	CB	Lonnie Johnson Jr.	Signed/Practice Squad	19-Aug	RB	Dillon Johnson	Waived
29-Aug	LB	Thomas Incoom	Signed/Practice Squad	19-Aug	CB	Lamar Jackson	Waived
29-Aug	DE	Tarron Jackson	Signed/Practice Squad	19-Aug	QB	Jake Luton	Placed on injured reserve
29-Aug	TE	Feleipe Franks	Signed/Practice Squad	19-Aug	CB	Anthony Brown	Placed on injured reserve
29-Aug	DT	Jayden Peevy	Signed/Practice Squad	19-Aug	RB	Jaden Shirden	Signed
29-Aug	WR	Jalen Coker	Signed/Practice Squad	19-Aug	WR	Sam Pinckney	Signed
29-Aug	S	Demani Richardson	Signed/Practice Squad	19-Aug	CB	Willie Drew	Signed
29-Aug	G	Ja'Tyre Carter	Signed/Practice Squad	19-Aug	CB	Qunadre Mosley	Signed
28-Aug	G	Mason Brooks	Signed/Practice Squad	19-Aug	CB	Chris Wilcox	Signed
28-Aug	QB	Jack Plummer	Signed/Practice Squad	17-Aug	WR	Deven Thompkins	Released/injury settlement
28-Aug	DT	Walter Palmore	Signed/Practice Squad	16-Aug	LB	Jackson Mitchell	Waived
28-Aug	DT	T.J. Smith	Signed/Practice Squad	16-Aug	OL	Ike Boettger	Signed
28-Aug	OLB	Chandler Wooten	Signed/Practice Squad	15-Aug	OL	Mason Brooks	Claimed off waivers
28-Aug	S	Alex Cook	Signed/Practice Squad	15-Aug	OL	Nash Jesen	Waived
28-Aug	RB	Mike Boone	Signed/Practice Squad	14-Aug	DL	Kemoko Turay	Waived
28-Aug	TE	Jordan Matthews	Signed/Practice Squad	14-Aug	S	Clayton Isbell	Waived
28-Aug	OLB	Kenny Dyson	Signed/Practice Squad	14-Aug	S	Rudy Ford	Signed
28-Aug	G	Jarrett Kingston	Claimed off waivers	13-Aug	TE	Curtis Hodges	Released/injury settlement
28-Aug	LB	Jon Rhattigan	Claimed off waivers	13-Aug	OL	J.D. DiRenzo	Released/injury settlement
28-Aug	DT	Jamie Sheriff	Claimed off waivers	11-Aug	K	Harrison Mevis	Waived
28-Aug	CB	Tariq Castro-Fields	Claimed off waivers	11-Aug	OT	Tyler Smith	Signed
28-Aug	CB	Shemar Bartholomew	Claimed off waivers	11-Aug	WR	Deven Thompkins	Waived/injured
28-Aug	CB	Keenan Isaac	Claimed off waivers	11-Aug	CB	Willie Drew	Waived
28-Aug	S	Demani Richardson	Waived	11-Aug	RB	Jaden Shirden	Waived
28-Aug	WR	Jalen Coker	Waived	11-Aug	WR	Tayvion Robinson	Signed
28-Aug	DT	Jayden Peevy	Waived	11-Aug	OL	Jack Anderson	Signed
28-Aug	CB	D'Shawn Jamison	Waived	11-Aug	DT	Walter Palmore	Signed
28-Aug	G	Cade Mays	Waived	10-Aug	DT	Jayden Peevy	Signed
28-Aug	WR	Ihmir Smith-Marsette	Waived	8-Aug	TE	Stephen Sullivan	Released/injury settlement
28-Aug	QB	Jake Luton	Waived	8-Aug	DB	Caden Sterns	Waived/failed physical
28-Aug	CB	Lamar Jackson	Waived	6-Aug	G	J.D. DiRenzo	Waived/injured
27-Aug	RB	Jonathan Brooks	Placed on reserve/non-football injury	6-Aug	DB	Caden Sterns	Claimed off waivers
27-Aug	OLB	D.J. Wonnum	Placed on active/physically unable to perform list	5-Aug	WR	Tayvion Robinson	Waived
27-Aug	LB	Amare Barno	Placed on active/physically unable to perform list	5-Aug	TE	Jesper Horsted	Signed
27-Aug	CB	Willie Drew	Waived	5-Aug	DE	Kemoko Turay	Placed on injured reserve
27-Aug	T	Ricky Lee III	Waived	4-Aug	QB	Jake Luton	Signed
27-Aug	DT	Walter Palmore	Waived	4-Aug	WR	Devin Carter	Waived/injured
27-Aug	DT	T.J. Smith	Waived	3-Aug	TE	Jacob Hollister	Signed
27-Aug	G	Ike Boettger	Waived	3-Aug	CB	Kiondre Thomas	Waived
27-Aug	TE	Jacob Hollister	Waived	3-Aug	CB	Anthony Brown	Signed
27-Aug	TE	Jesper Horsted	Waived	3-Aug	TE	Curtis Hodges	Waived/injured
27-Aug	CB	Qunadre Mosely	Waived	3-Aug	S	Clayton Isbell	Signed
27-Aug	CB	Chris Wilcox	Waived	1-Aug	TE	Stephen Sullivan	Placed on injured reserve
27-Aug	TE	Jeremiah Crawford	Waived	1-Aug	TE	Curtis Hodges	Signed
27-Aug	S	Alex Cook	Waived	31-Jul	WR	Daewood Davis	Signed
27-Aug	LB	Aaron Beasley	Waived	31-Jul	RB	Dillon Johnson	Signed
27-Aug	DT	Ulumoo Ale	Waived	30-Jul	WR	Tayvion Robinson	Signed
27-Aug	DT	Junior Aho	Waived	30-Jul	RB	Rashaad Penny	Placed on reserve/retired
27-Aug	TE	Jordan Matthews	Waived	26-Jul	WR	Sam Pinckney	Waived
27-Aug	WR	Terrace Marshall Jr.	Waived	26-Jul	OT	Christian Duffie	Waived
27-Aug	G	Jack Anderson	Waived	26-Jul	S	Clayton Isbell	Waived
27-Aug	WR	Sam Pinckney	Waived	26-Jul	WR	Cam Sims	Placed on active/physically unable to perform list
27-Aug	S	Rudy Ford	Waived	26-Jul	WR	Devin Carter	Signed
27-Aug	RB	Jaden Shirden	Waived	26-Jul	CB	Kiondre Thomas	Signed
27-Aug	LB	Chandler Wooten	Waived	26-Jul	TE	Feleipe Franks	Signed
27-Aug	RB	Mike Boone	Waived	26-Jul	OLB	Kemoko Turay	Signed
27-Aug	DE	Derrick McLendon	Waived	25-Jul	DT	Popo Aumavae	Waived
27-Aug	G	Mason Brooks	Waived	25-Jul	WR	Deven Thompkins	Signed
27-Aug	OLB	Kenny Dyson	Waived	23-Jul	CB	Chau Smith-Wade	Activated from active/physically unable to perform
27-Aug	CB	Dicaprio Bootle	Waived	23-Jul	WR	Jalen Coker	Activated from active/physically unable to perform

TRANSACTIONS

DATE	POS.	NAME	TRANSACTION	DATE	POS.	NAME	TRANSACTION
20-Jul	WR	Cam Sims	Placed on active/physically unable to perform list	27-Apr	TE	Ja'Tavion Sanders	Drafted 101st overall
20-Jul	CB	Chau Smith-Wade	Placed on active/physically unable to perform list	26-Apr	LB	Trevin Wallace	Drafted 72nd overall
19-Jul	WR	Jalen Coker	Placed on active/physically unable to perform list	26-Apr	RB	Jonathon Brooks	Drafted 46th overall
19-Jul	OLB	Amare Barno	Placed on active/physically unable to perform list	26-Apr	CB	Jaycee Horn	Picked up fifth-year option
19-Jul	OT	Yosh Nijman	Placed on active/physically unable to perform list	25-Apr	WR	Xavier Legette	Drafted 32nd overall
19-Jul	OLB	DJ Wonnum	Placed on active/physically unable to perform list	29-Mar	LB	Tae Davis	Agreed to terms
19-Jul	RB	Jonathon Brooks	Placed on active/non-football injury list	27-Mar	OLB	Jadeveon Clowney	Agreed to terms
18-Jun	WR	Daewood Davis	Signed	27-Mar	S	Sam Franklin Jr.	Agreed to terms
20-May	DE	Junior Aho	Signed	22-Mar	S	Nick Scott	Agreed to terms
13-May	OLB	Cam Gill	Signed	19-Feb	WR	David Moore	Agreed to terms
13-May	DE	TJ Smith	Signed	18-Mar	T	Yosh Nijman	Agreed to terms
11-May	TE	Kevin Foelsch	Waived	16-Mar	OLB	K'Lavon Chaisson	Agreed to terms
11-May	CB	Deshawn Gaddie	Waived	15-Mar	S	Jordan Fuller	Signed
11-May	DE	Darius Hodges	Waived	14-Mar	OLB	DJ Wonnum	Agreed to terms
10-May	DT	Ulumoo Ale	Signed to active roster	13-Mar	C	Bradley Bozeman	Released
10-May	RB	Jaden Shirden	Signed to active roster	13-Mar	S	Vonn Bell	Released
10-May	S	Demani Richardson	Signed to active roster	13-Mar	TE	Hayden Hurst	Released
10-May	C	Andrew Raym	Signed to active roster	13-Mar	G	Robert Hunt	Agreed to terms
10-May	QB	Jack Plummer	Signed to active roster	13-Mar	G	Damien Lewis	Agreed to terms
10-May	WR	Sam Pinkney	Signed to active roster	13-Mar	DT	A'Shawn Robinson	Agreed to terms
10-May	LB	Jackson Mitchell	Signed to active roster	13-Mar	LB	Josey Jewell	Agreed to terms
10-May	K	Harrison Mevis	Signed to active roster	13-Mar	CB	Dane Jackson	Agreed to terms
10-May	OLB	Derrick McLendon	Signed to active roster	13-Mar	OLB	Brian Burns	Traded to New York Giants
10-May	S	Clayton Isbell	Signed to active roster	13-Mar	WR	Diontae Johnson	Acquired via trade
10-May	DE	Darius Hodges	Signed to active roster	13-Mar	CB	Donte Jackson	Traded to Pittsburgh Steelers
10-May	CB	DeShawn Gaddie	Signed to active roster	13-Mar	RB	Raheem Blackshear	Tendered offer
10-May	TE	Kevin Foelsch	Signed to active roster	13-Mar	CB	Troy Hill	Agreed to terms
10-May	OLB	Kenny Dyson	Signed to active roster	12-Mar	WR	Ihmir Smith-Marsette	Agreed to terms
10-May	OT	Christian Duffie	Signed to active roster	11-Mar	LS	JJ Jansen	Re-signed
10-May	CB	Willie Drew	Signed to active roster	8-Jan	TE	Stephen Sullivan	Signed one-year extension
10-May	OT	Jeremiah Crawford	Signed to active roster	8-Jan	DE	LaBryan Ray	Signed one-year extension
10-May	WR	Jalen Coker	Signed to active roster	8-Jan	DT	Nick Thurman	Signed one-year extension
10-May	DE	Popo Aumavae	Signed to active roster	8-Jan	RB	Tarik Cohen	Signed to reserve/future contract
10-May	CB	AJ Parker	Released	8-Jan	RB	Mike Boone	Signed to reserve/future contract
10-May	DT	Raequan Williams	Released	8-Jan	RB	Spencer Brown	Signed to reserve/future contract
10-May	OL	Iim Manning	Released	8-Jan	WR	Jalen Camp	Signed to reserve/future contract
10-May	WR	Jalen Camp	Released	8-Jan	WR	Cam Sims	Signed to reserve/future contract
10-May	TE	Chris Pierce	Released	8-Jan	TE	Jordan Matthews	Signed to reserve/future contract
10-May	RB	Spencer Brown	Released	8-Jan	TE	Chris Pierce	Signed to reserve/future contract
10-May	RB	Tarik Cohen	Released	8-Jan	T	Badara Traore	Signed to reserve/future contract
9-May	LB	Michael Barrett	Signed rookie contract	8-Jan	DE	Raequan Williams	Signed to reserve/future contract
9-May	DT	Jaden Crumedy	Signed rookie contract	8-Jan	CB	AJ Parker	Signed to reserve/future contract
9-May	CB	Chau Smith	Signed rookie contract	8-Jan	CB	Lamar Jackson	Signed to reserve/future contract
9-May	TE	Ja'Tavion Sanders	Signed rookie contract	2-Jan	K	Matthew Wright	Signed to practice squad
9-May	LB	Trevin Wallace	Signed rookie contract	2-Jan	WR	Jonathan Mingo	Placed on injured reserve
9-May	RB	Jonathon Brooks	Signed rookie contract	2-Jan	G	JD DiRenzo	Signed to active roster
9-May	WR	Xavier Legette	Signed rookie contract	2-Jan	RB	Mike Boone	Signed to practice squad
6-May	RB	Rashaad Penny	Agreed to terms				
27-Apr	LB	Michael Barrett	Drafted 240th overall				
27-Apr	DT	Jaden Crumedy	Drafted 200th overall				
27-Apr	CB	Chau Smith	Drafted 157st overall				

2024 TEAM STATS

CAROLINA PANTHERS / PRESEASON WEEK 4 / THROUGH SATURDAY, AUGUST 24, 2024

WON 1, LOST 2

08/08	L	3-17	at New England	64,628
08/17	L	12-15	N.Y. Jets	71,205
08/24	W	31-26	at Buffalo	69,797

2024 TEAM STATISTICS

		CAR	OPP.
FIRST DOWNS		41	51
Rushing	13	26	
Passing	26	21	
Penalty	2	4	
Third Down-Made/Att	13/38	16/41	
Third Down Efficiency	34.2%	39.0%	
Fourth Down-Made/Att	3/5	1/2	
Fourth Down Efficiency	60.0%	50.0%	
TOTAL NET YARDS	721	796	
Avg. Per Game	240.3	263.3	
Total Plays	164	178	
Avg. Per Play	4.4	4.5	
NET YARDS RUSHING	236	394	
Avg. Per Game	78.7	131.3	
Total Rushes	69	85	
Avg. Per Rush	3.4	4.6	
NET YARDS PASSING	485	402	
Avg. Per Game	161.7	134.0	
Sacked/Yards Lost	8/48	6/57	
Gross Yards	533	459	
Attempts/Completions	87/58	87/54	
Pct. of Completion	66.7%	62.1%	
Had Intercepted	0	1	
PUNTS/AVERAGE	17/47.1	13/49.3	
Net Punting Average	39.1	43.8	
PUNT RETURN/AVG.	6/8.5	8/11.9	
KICKOFF RETURN/AVG.	11/25.5	6/28.8	
INTERCEPTION RETURN/AVG.	1/29.0	0/0.0	
PENALTIES/YARDS	24/166	16/135	
FUMBLER/BALL LOST	2/0	2/0	
TOUCHDOWNS	5	5	
Rushing	2	3	
Passing	3	2	
Returns	0	0	
EXTRA POINTS/ATTEMPTS	2/2	3/3	
TWO POINT CONVERSION/ATT.	1/2	2/2	
FIELD GOALS/ATTEMPTS	4/4	7/8	
AVG. TIME OF POSSESSION	28:28	31:32	

SCORE BY PERIODS	Q1	Q2	Q3	Q4	OT	PTS
TEAM	10	10	11	15	0	46
OPponents	3	18	14	23	0	58

SCORING	TD	RU	PA	RT	K-PAT	FG	2PT	S	PTS
E. Pireiro	0	0	0	0	2/2	3/3	0	0	11
M. Boone	1	1	0	0	0/0	0/0	0	0	6
J. Coker	1	0	1	0	0/0	0/0	0	0	6
D. Johnson	1	1	0	0	0/0	0/0	0	0	6
T. Marshall Jr.	1	0	1	0	0/0	0/0	0	0	6
J. Matthews	1	0	1	0	0/0	0/0	0	0	6
H. Mevis	0	0	0	0	0/0	1/1	0	0	3
D. Moore	0	0	0	0	0/0	0/0	1	0	2
TEAM	5	2	3	0	2/2	4/4	1	0	46
OPponents	5	3	2	0	3/3	7/8	2	0	58

2-PT Conv: D. Moore 1, TM 1-2, OPP 2-2

H. Mevis: (4LG) (-) (-) E. Pireiro: (-) (3SG, 3AG) (4SG)

OPP: (43G) (36G) (39G, 52G, 24G, 45G) (31G, 51WR)

SACKS: T. Smith 2.0, D. McLendon 1.0, D. Johnson 1.0, C. Gill 1.0, J. Aho 0.5, L. Vilain 0.5, TM 6.0, OPP 8.0

PASSING	ATT	CMP	YDS	CMP%	YDS/ATT	TD	TD%	INT	INT%	LONG	SACK	LOST	RATING
J. Plummer	68	43	406	63.2	6.0	2	2.9	0	0.0	38	7	48	89.5
J. Lutton	11	9	57	81.8	5.2	0	0.0	0	0.0	13	0	0	88.3
E. Young	8	6	70	75.0	8.8	1	12.5	0	0.0	21	1	0	140.6
TEAM	87	58	533	66.7	6.1	3	3.4	0	0.0	38	8	48	94.7
OPponents	87	54	459	62.1	5.3	2	2.3	1	1.1	38	6	57	78.7

RUSHING	NO.	YDS	AVG	LONG	TD
D. Johnson	20	89	4.5	22	1
M. Boone	18	76	4.2	12	1
J. Shirden	17	47	2.8	9	0
C. Hubbard	3	15	5.0	6	0
M. Sanders	3	6	2.0	3	0
J. Mingo	2	2	1.0	6	0
J. Plummer	6	1	0.2	4	0
TEAM	69	236	3.4	22	2
OPponents	85	394	4.6	20	3

RECEIVING	TAR	NO.	YDS	AVG	LONG	TD
L. Smith-Marsette	11	9	43	4.8	8	0
T. Marshall Jr.	10	5	53	10.6	15	1
J. Coker	8	5	71	14.2	36	1
J. Matthews	7	7	68	9.7	28	1
D. Moore	7	2	28	14.0	23	0
M. Boone	5	4	23	5.8	10	0
J. Hollister	4	4	27	6.8	9	0
F. Franks	4	3	12	4.0	7	0
J. Mingo	4	2	7	3.5	4	0
M. Strachan	4	1	7	7.0	7	0
J. Horsted	3	3	64	21.3	38	0
J. Shirden	3	3	42	14.0	28	0
J. Sanders	3	3	35	11.7	14	0
D. Johnson	3	3	3	1.0	5	0
D. Johnson	2	1	17	17.0	17	0
A. Thielen	1	1	21	21.0	21	0
S. Pinckney	1	1	7	7.0	7	0
D. Thompkins	1	1	5	5.0	5	0
X. Legette	1	0	0	0.0	0	0
TEAM	82	58	533	9.2	38	3
OPponents	95	54	459	8.5	38	2

INTERCEPTIONS	NO.	YDS	AVG	LONG	TD
D. Richardson	1	29	29.0	29	0
TEAM	1	29	29.0	29	0

FUMBLES	FUM	LST	FF	REC	TD
J. Plummer	2	0	0	1	0
C. Zavala	0	0	0	1	0
TEAM	2	0	0	2	0
OPponents	2	0	0	2	0

PUNTING	NO.	YDS	AVG	NET	TB	IN	LG	B
J. Hekker	17	800	47.1	39.1	2	1	58	0
TEAM	17	800	47.1	39.1	2	1	58	0
OPponents	13	641	49.3	43.8	1	5	59	0

PUNT RETURNS	RET	FC	YDS	AVG	LONG	TD
L. Smith-Marsette	5	2	44	8.8	21	0
D. Moore	1	3	7	7.0	7	0
TEAM	6	5	51	8.5	21	0
OPponents	8	5	95	11.9	31	0

KICKOFF RETURNS	NO.	YDS	AVG	LONG	TD
L. Smith-Marsette	4	114	28.5	46	0
D. Moore	4	85	21.3	29	0
D. Jamison	3	81	27.0	29	0
TEAM	11	280	25.5	46	0
OPponents	6	173	28.8	63	0

FIELD GOALS	1-19	20-29	30-39	40-49	50+
H. Mevis	0/0	0/0	0/0	1/1	0/0
E. Pireiro	0/0	0/0	2/2	1/1	0/0
TEAM	0/0	0/0	2/2	2/2	0/0
OPponents	0/0	1/1	3/3	2/2	1/2

2023 DEFENSIVE STATS

2023 REGULAR SEASON CAROLINA PANTHERS DEFENSIVE STATS (THROUGH WEEK 4)

POS	PLAYER	TOTAL	TKL.	AST.	TFL	SACKS	PRES	FR	FF	INT.	PD
LB	F. Luvu	125	66	59	10	5.5	11	0	2	0	5
DE	D. Brown	103	57	46	7	2.0	15	0	0	1	6
S	V. Bell	68	42	26	0	0.0	1	0	0	1	2
S	X. Woods	61	39	22	4	0.0	0	1	0	2	7
CB	D. Jackson	59	49	10	5	0.0	0	0	1	0	5
LB	K. Grugier-Hill	51	28	23	2	1.0	1	0	0	1	2
OLB	B. Burns	50	32	18	16	8.0	18	1	1	0	2
CB	T. Hill	47	29	18	3	0.0	0	0	1	1	6
DT	S. Tuttle	43	19	24	1	0.5	1	0	0	0	5
CB	C. Henderson	39	31	8	3	1.0	1	0	0	0	2
OLB	Y. Gross-Matos	36	19	17	7	4.5	10	0	0	0	0
LB	D. Jones	35	22	13	4	1.0	1	0	0	1	6
DE	D. Williams	33	13	20	2	1.0	7	0	0	0	1
DT	N. Thurman	31	13	18	2	0.0	1	0	0	0	0
S	J. Chinn	28	16	12	2	1.0	1	0	0	0	1
CB	J. Horn	27	21	6	1	0.0	0	0	0	0	5
S	S. Franklin Jr.	23	14	9	0	0.0	0	0	0	1	3
DE	L. Ray	19	7	12	0	0.0	0	0	0	0	0
OLB	A. Barno	17	11	6	1	0.0	0	0	0	0	0
OLB	M. Haynes Sr.	16	13	3	3	1.0	2	0	0	0	0
OLB	D. Johnson	14	4	10	1	0.0	0	0	0	0	1
CB	D. Bootle	11	11	0	0	0.0	0	0	0	0	2
S	J. Robinson	11	7	4	0	0.0	0	0	0	0	0
S	A. Cook	9	5	4	1	0.0	0	0	0	0	0
OLB	J. Houston	9	5	4	2	0.5	3	0	0	0	1
LB	S. Thompson	8	6	2	0	0.0	0	0	0	0	0
CB	D. Long Jr.	7	5	2	0	0.0	0	0	0	0	0
CB	S. Griffin	6	5	1	0	0.0	0	0	0	0	1
S	M. Farley	5	4	1	0	0.0	0	0	0	0	0
CB	D. Jamison	5	3	2	0	0.0	0	0	0	0	1
LB	C. Wooten	5	0	5	0	0.0	0	0	0	0	0
CB	A. Parker	4	1	3	0	0.0	0	0	0	0	0
DE	C. Wormley	4	1	3	0	0.0	0	0	0	0	0
OLB	E. Leota	3	2	1	0	0.0	1	0	0	0	0
PANTHERS TOTALS		1,012	600	412	77	27.0	74	2	5	8	64
OPP. TOTALS		1,070	667	403	95	63.0	128	9	17	10	59

Ast.—Assist, TFL—Tackle for a Loss, Int.—Interception, FR—Fumble Recovery, FF—Forced Fumble, PD—Pass Defense

2023 PANTHERS SPECIAL TEAMS			
POS.	PLAYER	TKL	AST. COMB.
S	S. Franklin Jr.	6	1 7
S	J. Robinson	4	2 6
LB	K. Grugier-Hill	3	2 5
CB	D. Jamison	3	2 5
LB	T. Davis	2	3 5
S	M. Farley	4	0 4
OLB	A. Barno	2	2 4
CB	D. Bootle	3	0 3
TE	T. Tremble	2	1 3
LB	C. Wooten	2	1 3
S	J. Chinn	2	0 2
OLB	D. Johnson	2	0 2
TE	G. Ricci	2	0 2
S	A. Cook	1	1 2
LS	J. Jansen	1	1 2
WR	I. Smith-Marsette	1	1 2
CB	T. Hill	1	0 1
TE	S. Sullivan	1	0 1
TE	I. Thomas	1	0 1
OLB	E. Leota	0	1 1
WR	L. Shenault Jr.	0	1 1
TOTALS		43	19 62

DEFENSIVE STATS BY RANK											
SACKS			INTERCEPTIONS			TACKLES FOR LOSS		PASSES DEFENSED		PRES	
PLAYER	NO.	NO.	PLAYER	NO.	NO.	PLAYER	NO.	PLAYER	NO.	PLAYER	NO.
B. Burns	8.0	X. Woods	2	B. Burns	16	X. Woods	7	B. Burns	18		
F. Luvu	5.5	V. Bell	1	F. Luvu	10	D. Brown	6	D. Brown	15		
Y. Gross-Matos	4.5	D. Brown	1	D. Brown	7	T. Hill	6	F. Luvu	11		
D. Brown	2.0	S. Franklin Jr.	1	Y. Gross-Matos	7	D. Jones	6	Y. Gross-Matos	10		
J. Chinn	1.0	K. Grugier-Hill	1	D. Jackson	5	J. Horn	5	D. Williams	7		
K. Grugier-Hill	1.0	T. Hill	1	D. Jones	4	D. Jackson	5	J. Houston	3		
M. Haynes Sr.	1.0	D. Jones	1	X. Woods	4	F. Luvu	5	M. Haynes Sr.	2		
C. Henderson	1.0			M. Haynes Sr.	3	S. Tuttle	5	V. Bell	1		
D. Jones	1.0			C. Henderson	3	S. Franklin Jr.	3	J. Chinn	1		
D. Williams	1.0			T. Hill	3	V. Bell	2	K. Grugier-Hill	1		
J. Houston	0.5			J. Chinn	2	D. Bootle	2	C. Henderson	1		
S. Tuttle	0.5			K. Grugier-Hill	2	B. Burns	2	D. Jones	1		
				J. Houston	2	K. Grugier-Hill	2	E. Leota	1		
				N. Thurman	2	C. Henderson	2	N. Thurman	1		
				D. Williams	2	J. Chinn	1	S. Tuttle	1		
				A. Barno	1	S. Griffin	1				
				A. Cook	1	J. Houston	1				
				J. Horn	1	D. Jamison	1				
				D. Johnson	1	D. Johnson	1				
				S. Tuttle	1	D. Williams	1				

GAME-BY-GAME OFFENSE

2023 REGULAR SEASON PANTHERS GAME-BY-GAME OFFENSE

	09/10 @ ATL	09/18 NO	09/24 @ SEA	10/01 MIN	10/08 @ DET	10/15 @ MIA	10/29 HOU	11/05 IND	11/09 @ CHI	11/19 DAL	11/26 @ TEN	12/03 @ TB	12/10 NO	12/17 ATL	12/24 GB	12/31 @ JAX	01/07 TB	Totals
FIRST DOWNS																		
Total	20	14	23	20	26	21	20	17	12	13	19	15	16	17	26	7	11	297
Rushing	9	4	3	7	7	6	3	10	4	6	8	7	11	8	2	2	8	111
Passing	9	8	17	11	15	13	11	7	6	7	7	7	4	7	14	5	2	150
Penalty	2	2	3	2	4	2	6	0	2	0	4	1	1	2	4	0	1	36
THIRD DOWNS																		
Attempts	14	14	19	14	10	14	14	16	15	15	16	15	20	15	13	13	12	249
Converted	5	4	10	5	5	5	5	7	3	5	6	3	8	5	6	1	2	85
Percentage	35.7	28.6	52.6	35.7	50.0	35.7	35.7	43.8	20.0	33.3	37.5	20.0	40.0	33.3	46.2	7.7	16.7	34.1
FOURTH DOWNS																		
Attempts	2	1	1	3	1	4	2	3	3	3	3	3	7	2	2	6	2	48
Converted	0	1	0	2	1	0	1	2	3	3	2	1	1	0	1	3	2	23
Percentage	0.0	100.0	0.0	66.7	100.0	0.0	50.0	66.7	100.0	100.0	66.7	33.3	14.3	0.0	50.0	50.0	100.0	47.9
TOT. OFFENSE																		
Net Yards	281	239	378	232	342	296	224	275	213	187	258	282	303	283	394	124	199	4,510
Plays	72	56	75	68	65	68	61	71	57	59	67	69	79	63	63	53	50	1,096
Avg./Play	3.9	4.3	5.0	3.4	5.3	4.4	3.7	3.9	3.7	3.2	3.9	4.1	3.8	4.5	6.3	2.3	4.0	4.1
RUSHING																		
Net Yards	154	100	44	83	99	108	44	138	43	110	96	133	204	129	96	57	131	1,769
Rush. Att.	32	19	14	31	23	25	24	28	16	23	32	34	39	36	25	15	29	445
Avg./Att.	4.8	5.3	3.1	2.7	4.3	4.3	1.8	4.9	2.7	4.8	3.0	3.9	5.2	3.6	3.8	3.8	4.5	4.0
PASSING																		
Net Yards	127	139	334	149	243	188	180	137	170	77	162	149	99	154	298	67	68	2,741
Attempts	38	33	58	32	41	39	31	39	38	29	31	31	36	24	36	32	18	586
Completions	20	22	34	25	25	24	22	24	21	16	18	15	13	18	23	19	11	350
Intercepted	2	0	0	0	2	0	0	3	0	1	0	1	0	0	0	1	0	10
Gross Yards	146	153	361	204	247	224	235	173	185	123	194	178	137	167	312	112	94	3,245
Sacked	2.0	4.0	3.0	5.0	1.0	4.0	6.0	4.0	3.0	7.0	4.0	4.0	4.0	3.0	2.0	6.0	3.0	65.0
Yards Lost	19	14	27	55	4	36	55	36	15	46	32	29	38	13	14	45	26	504
ADVANCES																		
Rushes	32	19	14	31	23	25	24	28	16	23	32	34	39	36	25	15	29	445
Completions	20	22	34	25	25	24	22	24	21	16	18	15	13	18	23	19	11	350
Totals	52	41	48	56	48	49	46	52	37	39	50	49	52	54	48	34	40	795
Total Drives	12	11	12	9	10	11	10	12	9	10	10	13	12	10	10	10	9	180
PENALTIES																		
Number	9	6	13	6	7	3	3	10	5	8	4	7	4	4	8	3	3	103
Yards	66	35	82	80	45	11	20	81	45	90	35	62	27	35	87	24	20	845
FUMBLES																		
Number	2	1	0	2	2	1	0	1	1	2	1	2	3	2	2	0	2	24
Lost	1	1	0	1	1	0	0	0	0	1	1	0	2	0	0	0	2	10
PUNTING																		
Yards	266	239	246	229	114	189	203	174	272	282	367	86	235	151	297	246	3,838	
Punts	5	5	5	5	3	4	4	4	6	5	6	8	2	5	3	6	6	82
Net Avg.	52.4	44.6	41.0	40.0	38.0	47.3	44.5	40.8	43.3	44.4	41.0	43.3	31.5	41.2	48.3	43.3	41.0	43.0
Gross Avg.	53.2	47.8	49.2	45.8	38.0	47.3	50.8	43.5	45.3	48.4	47.0	45.9	43.0	47.0	50.3	49.5	41.0	46.8
SCORING																		
Points	10	17	27	13	24	21	15	13	13	10	10	18	6	9	30	0	0	236
Q1	0	3	3	7	0	14	0	0	7	0	0	0	0	0	3	0	0	37
Q2	7	0	10	6	10	0	6	3	3	3	3	3	3	7	0	0	0	67
Q3	3	3	0	0	0	0	6	7	0	7	7	7	3	0	6	0	0	49
Q4	0	11	14	0	14	7	3	3	3	0	0	8	0	6	14	0	0	83
OT	0	0	0	0	0	0	0	0	0	0	0	0	0	0	0	0	0	0
TD Rushing	0	0	1	0	0	1	0	0	0	0	1	2	0	0	2	0	0	7
TD Passing	1	1	2	0	3	1	1	1	0	1	0	0	0	0	2	0	0	13
TD KO Returns	0	0	0	0	0	0	0	0	0	0	0	0	0	0	0	0	0	0
TD Punt Returns	0	0	0	0	0	0	0	0	1	0	0	0	0	0	0	0	0	1
TD Sp. Teams	0	0	0	0	0	0	0	0	0	0	0	0	0	0	0	0	0	0
TD Def. Returns	0	0	0	1	0	1	0	0	0	0	0	0	0	0	0	0	0	2
FG Attempts	1	3	3	2	1	1	3	2	3	1	1	1	3	3	1	0	1	30
FG Made	1	3	2	2	1	0	3	2	2	1	1	1	2	3	1	0	0	25
Safety	0	0	0	0	0	0	0	0	0	0	0	0	0	0	0	0	0	0
2-Pt Attempts	0	1	0	0	0	0	0	0	0	0	0	1	0	0	1	0	0	3
2-Pt Made	0	1	0	0	0	0	0	0	0	0	1	0	0	1	0	0	0	3
Time of Possession	34:41	27:11	29:32	38:29	28:45	30:44	30:29	31:09	26:29	28:39	33:49	33:42	34:50	33:56	31:21	26:31	28:36	528:53

GAME-BY-GAME DEFENSE

2023 REGULAR SEASON PANTHERS GAME-BY-GAME DEFENSE

	09/10 @ ATL	09/18 NO	09/24 @ SEA	10/01 MIN	10/08 @ DET	10/15 @ MIA	10/29 HOU	11/05 IND	11/09 @ CHI	11/19 DAL	11/26 @ TEN	12/03 @ TB	12/10 @ NO	12/17 ATL	12/24 GB	12/31 @ JAX	01/07 TB	Totals
FIRST DOWNS																		
Total	13	23	27	14	23	23	16	17	21	23	15	15	14	12	25	16	14	311
Rushing	7	10	10	4	11	8	6	5	10	7	6	6	5	3	10	6	8	122
Passing	6	11	14	9	11	14	10	7	10	11	9	7	8	8	12	9	6	162
Penalty	0	2	3	1	1	1	0	5	1	5	0	2	1	1	3	1	0	27
THIRD DOWNS																		
Attempts	10	16	13	8	10	13	12	13	15	16	11	15	10	13	14	16	16	221
Converted	2	7	3	1	4	7	5	4	6	7	2	6	3	6	8	7	6	84
Percentage	20.0	43.8	23.1	12.5	40.0	53.8	41.7	30.8	40.0	43.8	18.2	40.0	30.0	46.2	57.1	43.8	37.5	38.0
FOURTH DOWNS																		
Attempts	0	0	1	2	2	0	1	0	1	0	1	0	0	1	0	1	0	10
Converted	0	0	1	1	1	0	1	0	1	0	1	0	0	0	0	1	0	7
Percentage	0	0	100.0	50.0	50.0	0	100.0	0	100.0	0	100.0	0	0	0.0	0	100.0	0	70.0
TOT. OFFENSE																		
Net Yards	221	341	425	265	377	424	229	198	295	311	264	322	207	204	369	317	228	4,997
Plays	48	74	71	44	60	65	56	57	70	68	53	58	52	51	63	62	64	1,016
Avg./Play	4.6	4.6	6.0	6.0	6.3	6.5	4.1	3.5	4.2	4.6	5.0	5.6	4.0	4.0	5.9	5.1	3.6	4.9
RUSHING																		
Net Yards	130	134	146	135	159	162	110	78	133	107	80	128	97	52	162	155	113	2,081
Rush. Att.	26	33	33	23	30	33	30	30	37	27	24	28	25	31	34	35	29	508
Avg./Att.	5.0	4.1	4.4	5.9	5.3	4.9	3.7	2.6	3.6	4.0	3.3	4.6	3.9	1.7	4.8	4.4	3.9	4.1
PASSING																		
Net Yards	91	207	279	130	218	262	119	120	162	204	184	194	110	152	207	162	115	2,916
Attempts	18	37	36	19	28	32	24	26	33	41	28	29	26	20	28	24	32	481
Completions	15	22	23	12	20	21	16	17	20	27	18	14	18	12	17	17	20	309
Intercepted	0	1	1	2	0	1	0	0	0	0	0	1	1	1	0	0	0	8
Gross Yards	115	236	296	139	236	262	140	127	162	204	185	202	119	152	219	178	137	3,109
Sacked	4.0	4.0	2.0	2.0	2.0	0.0	2.0	1.0	0.0	0.0	1.0	1.0	1.0	0.0	1.0	3.0	3.0	27.0
Yards Lost	24	29	17	9	18	0	21	7	0	0	1	8	9	0	12	16	22	193
ADVANCES																		
Rushes	26	33	33	23	30	33	30	30	37	27	24	28	25	31	34	35	29	508
Completions	15	22	23	12	20	21	16	17	20	27	18	14	18	12	17	17	20	309
Totals	41	55	56	35	50	54	46	47	57	54	42	42	43	43	51	52	49	817
Total Drives	13	11	13	9	11	12	9	9	11	9	11	13	11	10	10	11	10	183
PENALTIES																		
Number	6	3	8	7	5	3	10	5	7	5	8	5	3	4	6	1	3	89
Yards	43	32	82	37	35	25	70	25	44	45	53	36	30	25	67	15	15	679
FUMBLES																		
Number	1	0	0	1	0	1	1	1	0	0	0	0	0	3	1	0	1	10
Lost	0	0	0	0	0	0	1	1	0	0	0	0	0	1	0	0	0	3
PUNTING																		
Yards	337	210	93	216	88	194	287	241	280	176	376	369	200	198	142	140	330	3,877
Punts	7	5	2	4	2	4	6	5	6	3	7	8	5	5	3	3	6	81
Net Avg.	46.1	35.0	48.0	45.3	42.5	43.3	45.8	41.8	30.2	47.3	46.7	39.9	39.8	39.6	47.3	43.7	39.8	41.9
Gross Avg.	48.1	42.0	46.5	54.0	44.0	48.5	47.8	48.2	46.7	58.7	53.7	46.1	40.0	39.6	47.3	46.7	55.0	47.9
SCORING																		
Points	24	20	37	21	42	42	13	27	16	33	17	21	28	7	33	26	9	416
Q1	0	3	3	0	14	0	0	0	3	7	7	7	0	0	7	3	0	54
Q2	7	3	9	7	14	21	7	20	6	10	10	0	14	7	16	6	6	163
Q3	3	7	10	14	0	7	6	0	7	0	0	7	0	0	0	10	0	71
Q4	14	7	15	0	14	14	0	7	0	16	0	7	14	0	10	7	3	128
OT	0	0	0	0	0	0	0	0	0	0	0	0	0	0	0	0	0	0
TD Rushing	2	2	2	0	3	3	2	0	1	2	2	1	2	2	2	2	0	25
TD Passing	1	0	1	2	3	3	0	1	0	2	0	1	2	1	2	0	0	19
TD KO Returns	0	0	0	0	0	0	0	0	0	0	0	0	0	0	0	0	0	0
TD Punt Returns	0	0	0	0	0	0	0	0	0	0	0	0	0	0	0	0	0	0
TD Sp. Teams	0	0	0	0	0	0	0	0	0	0	0	0	1	0	0	0	0	1
TD Def. Returns	0	0	0	1	0	0	0	2	0	1	0	0	0	0	0	0	0	4
FG Attempts	1	2	5	0	0	0	0	2	3	2	1	0	1	0	2	4	3	26
FG Made	1	2	5	0	0	0	0	2	3	2	1	0	0	0	2	4	3	25
Safety	0	0	0	0	0	0	0	0	0	0	0	0	0	0	0	0	0	0
2-Pt Attempts	0	0	1	0	0	0	1	0	0	0	0	0	0	0	0	0	0	2
2-Pt Made	0	0	1	0	0	0	0	0	0	0	0	0	0	0	0	0	0	1
Time of Possession	25:19	32:49	30:28	21:31	31:15	29:16	29:31	28:51	33:31	31:21	26:11	26:18	25:10	26:04	28:39	33:29	31:24	491:07

SCORING BREAKDOWN & TURNOVER SUMMARY

(AS OF SEP 3, 2024, 6:36 PM EDT)													2024 : REGULAR SEASON				
DATE	OPPONENT	W/L/T	PANTHERS							OPPONENTS						POINT DIFF	OVERALL RECORD
			1ST	2ND	3RD	4TH	OT	TOTAL	1ST	2ND	3RD	4TH	OT	TOTAL			
09/10	at Atlanta	L	0	7	3	0	--	10	0	7	3	14	--	24	-14	0-1	
09/18	New Orleans	L	3	0	3	11	--	17	3	3	7	7	--	20	-3	0-2	
09/24	at Seattle	L	3	10	0	14	--	27	3	9	10	15	--	37	-10	0-3	
10/01	Minnesota	L	7	6	0	0	--	13	0	7	14	0	--	21	-8	0-4	
10/08	at Detroit	L	0	10	0	14	--	24	14	14	0	14	--	42	-18	0-5	
10/15	at Miami	L	14	0	0	7	--	21	0	21	7	14	--	42	-21	0-6	
10/29	Houston	W	0	6	6	3	--	15	0	7	6	0	--	13	+2	1-6	
11/05	Indianapolis	L	0	3	7	3	--	13	0	20	0	7	--	27	-14	1-7	
11/09	at Chicago	L	7	3	0	3	--	13	3	6	7	0	--	16	-3	1-8	
11/19	Dallas	L	0	3	7	0	--	10	7	10	0	16	--	33	-23	1-9	
11/26	at Tennessee	L	0	3	7	0	--	10	7	10	0	0	--	17	-7	1-10	
12/03	at Tampa Bay	L	0	3	7	8	--	18	7	0	7	7	--	21	-3	1-11	
12/10	at New Orleans	L	0	3	3	0	--	6	0	14	0	14	--	28	-22	1-12	
12/17	Atlanta	W	0	3	0	6	--	9	0	7	0	0	--	7	+2	2-12	
12/24	Green Bay	L	3	7	6	14	--	30	7	16	0	10	--	33	-3	2-13	
12/31	at Jacksonville	L	0	0	0	0	--	0	3	6	10	7	--	26	-26	2-14	
01/07	Tampa Bay	L	0	0	0	0	--	0	0	6	0	3	--	9	-9	2-15	
	2023 TOTALS	2-15	37	67	49	83	--	236	54	163	71	128	--	416	-180	2-15	
	AVG/GAME		2.2	3.9	2.9	4.9	--	13.9	3.2	9.6	4.2	7.5	--	24.5	-10.6		

DATE	OPPONENT	CAR +/- RATIO	CAR TAKES	POINTS OFF TAKES	CAR GIVES	POINTS OFF GIVES	POINTS OFF TO RATIO
09/10	at Atlanta	-3	0 (0 FUM, 0 INT)	0	3 (1 FUM, 2 INT)	17	-17
09/18	New Orleans	0	1 (0 FUM, 1 INT)	0	1 (1 FUM, 0 INT)	0	0
09/24	at Seattle	+1	1 (0 FUM, 1 INT)	3	0 (0 FUM, 0 INT)	0	+3
10/01	Minnesota	+1	2 (0 FUM, 2 INT)	10	1 (1 FUM, 0 INT)	7	+3
10/08	at Detroit	-3	0 (0 FUM, 0 INT)	0	3 (1 FUM, 2 INT)	21	-21
10/15	at Miami	+1	1 (0 FUM, 1 INT)	7	0 (0 FUM, 0 INT)	0	+7
10/29	Houston	+1	1 (1 FUM, 0 INT)	3	0 (0 FUM, 0 INT)	0	+3
11/05	Indianapolis	-2	1 (1 FUM, 0 INT)	0	3 (0 FUM, 3 INT)	13	-13
11/09	at Chicago	0	0 (0 FUM, 0 INT)	0	0 (0 FUM, 0 INT)	0	0
11/19	Dallas	-2	0 (0 FUM, 0 INT)	0	2 (1 FUM, 1 INT)	9	-9
11/26	at Tennessee	-1	0 (0 FUM, 0 INT)	0	1 (1 FUM, 0 INT)	7	-7
12/03	at Tampa Bay	0	1 (0 FUM, 1 INT)	0	1 (0 FUM, 1 INT)	0	0
12/10	at New Orleans	-1	1 (0 FUM, 1 INT)	0	2 (2 FUM, 0 INT)	7	-7
12/17	Atlanta	+2	2 (1 FUM, 1 INT)	6	0 (0 FUM, 0 INT)	0	+6
12/24	Green Bay	0	0 (0 FUM, 0 INT)	0	0 (0 FUM, 0 INT)	0	0
12/31	at Jacksonville	-1	0 (0 FUM, 0 INT)	0	1 (0 FUM, 1 INT)	0	0
01/07	Tampa Bay	-2	0 (0 FUM, 0 INT)	0	2 (2 FUM, 0 INT)	0	0
	TOTALS	-9	11 (3 FUM, 8 INT)	29	20 (10 FUM, 10 INT)	81	-52

SCORING DRIVES

PANTHERS 2023 REGULAR SEASON SCORING DRIVES

DATE	OPPONENT	ACQUIRED	DRIVE START	PLAYS	YARDS	Q-TIME	FIRST DOWNS	SCORING PLAY	CAR	OPP
09/10	at Atlanta	Punt	CAR 25	12	75	Q2-7:18	6	H. Hurst: 4-yard pass from B. Young	7	7
		Kickoff	CAR 25	9	50	Q3-4:14	3	E. Piñeiro: 43-yard FG	10	7
09/18	New Orleans	Punt	CAR 35	9	31	Q1-4:53	2	E. Piñeiro: 52-yard FG	3	0
		Punt	NO 41	4	5	Q3-1:15	0	E. Piñeiro: 54-yard FG	6	6
		Punt	CAR 20	11	62	Q4-7:17	3	E. Piñeiro: 36-yard FG	9	13
		Kickoff	CAR 25	11	75	Q4-1:58	5	A. Thielen: 3-yard pass from B. Young	17	20
09/24	at Seattle	Punt	CAR 21	11	50	Q1-3:38	3	E. Piñeiro: 47-yard FG	3	0
		Kickoff	CAR 25	8	75	Q2-3:51	3	D. Chark Jr.: 47-yard pass from A. Dalton	10	9
		Interception	SEA 28	4	2	Q2-1:37	0	E. Piñeiro: 44-yard FG	13	9
		Kickoff	CAR 25	9	75	Q3-3:57	4	Q4: M. Sanders: 1-yard run	20	22
		Kickoff	CAR 25	11	75	Q4-2:37	6	A. Thielen: 15-yard pass from A. Dalton	27	37
10/01	Minnesota	Punt	CAR 31	15	61	Q1-8:26	5	Q2: E. Piñeiro: 26-yard FG	10	0
		Interception	CAR 44	4	18	Q2-0:34	1	E. Piñeiro: 56-yard FG	13	7
10/08	at Detroit	Kickoff	CAR 25	14	75	Q1-7:05	7	Q2: T. Tremble: 1-yard pass from B. Young	7	14
		Kickoff	CAR 32	9	53	Q2-1:15	3	E. Piñeiro: 33-yard FG	10	28
		Kickoff	CAR 25	7	75	Q4-3:06	5	D. Chark Jr.: 18-yard pass from B. Young	17	35
		Kickoff	CAR 25	13	75	Q4-5:32	6	A. Thielen: 1-yard pass from B. Young	24	42
10/15	at Miami	Punt	CAR 36	7	64	Q1-3:47	4	C. Hubbard: 6-yard run	7	0
		Punt	CAR 26	10	74	Q1-5:21	6	A. Thielen: 8-yard pass from B. Young	14	0
10/29	Houston	Punt	CAR 40	9	60	Q2-3:18	5	T. Tremble: 1-yard pass from B. Young	6	7
		Kickoff	CAR 23	9	49	Q3-4:14	2	E. Piñeiro: 46-yard FG	9	7
		Fumble	HOU 27	4	8	Q3-1:57	0	E. Piñeiro: 37-yard FG	12	7
		Punt	CAR 9	15	86	Q4-6:17	8	E. Piñeiro: 23-yard FG	15	13
11/05	Indianapolis	Kickoff	CAR 44	9	39	Q2-4:09	2	E. Piñeiro: 35-yard FG	3	10
		Punt	CAR 23	15	77	Q3-7:55	6	D. Chark Jr.: 5-yard pass from B. Young	10	20
		Kickoff	CAR 25	14	44	Q4-5:31	3	E. Piñeiro: 49-yard FG	13	27
11/09	at Chicago	Kickoff	CAR 25	8	60	Q1-3:56	2	Q2: E. Piñeiro: 33-yard FG	10	3
		Punt	CHI 40	8	20	Q3-4:42	1	Q4: E. Piñeiro: 39-yard FG	13	16
11/19	Dallas	Punt	CAR 26	10	50	Q2-4:54	3	E. Piñeiro: 42-yard FG	3	10
		Punt	CAR 30	17	70	Q3-8:58	5	T. Tremble: 4-yard pass from B. Young	10	17
11/26	at Tennessee	Kickoff	CAR 21	14	47	Q1-6:43	4	Q2: E. Piñeiro: 50-yard FG	3	7
		Kickoff	CAR 33	11	67	Q3-5:54	5	C. Hubbard: 5-yard run	10	17
12/03	at Tampa Bay	Kickoff	CAR 25	14	70	Q1-7:38	5	Q2: E. Piñeiro: 23-yard FG	3	7
		Punt	CAR 35	7	65	Q3-3:36	3	C. Hubbard: 1-yard run	10	7
		Kickoff	CAR 25	11	75	Q4-6:34	4	C. Hubbard: 1-yard run	18	21
12/10	at New Orleans	Kickoff	CAR 25	12	46	Q2-5:39	3	E. Piñeiro: 47-yard FG	3	7
		Punt	CAR 14	12	75	Q3-6:16	3	E. Piñeiro: 29-yard FG	6	14
12/17	Atlanta	Kickoff	CAR 25	12	60	Q2-4:27	4	E. Piñeiro: 34-yard FG	3	7
		Fumble	ATL 24	6	17	Q3-2:54	1	Q4: E. Piñeiro: 25-yard FG	6	7
		Interception	CAR 5	17	90	Q4-7:35	6	E. Piñeiro: 23-yard FG	9	7
12/24	Green Bay	Kickoff	CAR 31	6	35	Q1-2:06	1	E. Piñeiro: 52-yard FG	3	7
		Kickoff	CAR 23	8	77	Q2-4:28	4	I. Smith-Marsette: 20-yard run	10	13
		Punt	CAR 28	14	72	Q3-8:20	6	C. Hubbard: 4-yard run	16	23
		Punt	CAR 40	9	60	Q4-4:24	5	D. Chark Jr.: 11-yard pass from B. Young	22	30
		Punt	CAR 30	5	70	Q4-1:42	4	D. Chark Jr.: 10-yard pass from B. Young	30	30
AVG			10.1	56.9	4:49	3.7				
TOTALS			454	2,559	216:48	167				

BIG PASS PLAYS (20+ YARDS)

2023 REGULAR SEASON - BIG PASS PLAYS (20+ YARDS)												
DATE	OPPONENT	QTR	PANTHERS PLAYER	YDS.	DOWN	RESULT	QTR	OPP. PLAYER	YDS.	DOWN	RESULT	
09/10	at Atlanta		NONE				4	Desmond Ridder -> Kyle Pitts	34	2-7-CAR 41	Touchdown	
09/18	New Orleans	4	Bryce Young -> Jonathan Mingo	22	1-10-NO 25	Touchdown	3	Derek Carr -> Chris Olave	42	3-7-NO 28	Touchdown	
							3	Derek Carr -> Chris Olave	21	2-10-NO 18	Punt	
							4	Derek Carr -> Rashid Shaheed	45	2-11-NO 20	Touchdown	
09/24	at Seattle	1	Andy Dalton -> Adam Thielen	23	3-6-CAR 25	Field Goal	1	Geno Smith -> DK Metcalf	20	1-10-SEA 42	Field Goal	
		2	Andy Dalton -> DJ Chark Jr.	47T	3-10-SEA 47	Touchdown	2	Geno Smith -> DK Metcalf	34	1-10-CAR 49	Field Goal	
		3	Andy Dalton -> DJ Chark Jr.	28	1-10-CAR 36	Missed FG	2	Geno Smith -> DK Metcalf	22	2-10-CAR 41	Field Goal	
		3	Andy Dalton -> Adam Thielen	23	3-3-CAR 46	Touchdown	3	Geno Smith -> Kenneth Walker III	36	1-21-SEA 48	Touchdown	
		3	Andy Dalton -> Adam Thielen	25	3-5-SEA 26	Touchdown						
10/01	Minnesota	1	Bryce Young -> Adam Thielen	22	1-10-MIN 41	Field Goal	2	Kirk Cousins -> Justin Jefferson	22	1-10-CAR 35	Touchdown	
							3	Kirk Cousins -> Justin Jefferson	30T	2-1-CAR 30	Touchdown	
10/08	at Detroit	2	Bryce Young -> Adam Thielen	30	1-10-CAR 46	Field Goal	1	Jared Goff -> Kalif Raymond	23	1-10-DET 19	Touchdown	
		4	Bryce Young -> Ian Thomas	28	1-10-CAR 36	Touchdown	2	Jared Goff -> Josh Reynolds	27	2-10-DET 30	Downs	
							2	Jared Goff -> Sam LaPorta	31T	1-10-CAR 31	Touchdown	
							3	Jared Goff -> Josh Reynolds	21	1-10-DET 49	Touchdown	
							4	Jared Goff -> Josh Reynolds	27	2-10-DET 25	Touchdown	
10/15	at Miami	1	Bryce Young -> Adam Thielen	27	1-10-CAR 36	Touchdown	1	Tua Tagovailoa -> Tyreek Hill	27	1-10-MIA 25	Touchdown	
		1	Bryce Young -> Tommy Tremble	21	1-10-CAR 26	Touchdown	2	Tua Tagovailoa -> Tyreek Hill	41T	3-6-CAR 41	Touchdown	
		3	Bryce Young -> DJ Chark Jr.	24	3-2-CAR 33	Downs	3	Tua Tagovailoa -> Tyreek Hill	47	2-5-MIA 27	Touchdown	
							3	Tua Tagovailoa -> Tyreek Hill	24	2-3-MIA 31	Touchdown	
10/29	Houston	2	Bryce Young -> Adam Thielen	31	2-8-HOU 36	Downs	2	C.J. Stroud -> Noah Brown	22	3-10-CAR 24	Touchdown	
		2	Bryce Young -> DJ Chark Jr.	20	1-10-HOU 38	Touchdown	3	C.J. Stroud -> Noah Brown	31	1-10-CAR 49	Touchdown	
		3	Bryce Young -> Jonathan Mingo	40	2-14-CAR 30	Field Goal						
11/05	Indianapolis	4	Bryce Young -> Hayden Hurst	48	3-11-CAR 16	Interception		NONE				
11/09	at Chicago	1	Bryce Young -> Mike Strachan	45	2-6-CAR 29	Field Goal		NONE				
11/19	Dallas	2	Bryce Young -> Stephen Sullivan	20	3-6-DAL 47	Field Goal	2	Dak Prescott -> Brandin Cooks	22	1-10-DAL 30	Field Goal	
							3	Dak Prescott -> Jake Ferguson	24	3-5-DAL 40	Touchdown	
11/26	at Tennessee	1	Bryce Young -> Jonathan Mingo	22	1-10-CAR 20	Punt	1	Will Levis -> Chig Okonkwo	25	1-10-CAR 26	Touchdown	
		3	Bryce Young -> Chuba Hubbard	25	1-10-TEN 38	Touchdown	4	Will Levis -> Chris Moore	22	1-10-TEN 26	Punt	
		4	Bryce Young -> Jonathan Mingo	24	3-4-CAR 15	Punt						
12/03	at Tampa Bay	2	Bryce Young -> DJ Chark Jr.	22	2-3-CAR 33	Downs	1	Baker Mayfield -> Mike Evans	40	3-10-CAR 45	Touchdown	
		3	Bryce Young -> Jonathan Mingo	31	2-2-TB 40	Touchdown	3	Baker Mayfield -> Mike Evans	75T	1-10-TB 25	Touchdown	
		4	Bryce Young -> DJ Chark Jr.	30	4-6-TB 38	Touchdown	3	Baker Mayfield -> Rachaad White	20	1-10-TB 33	Touchdown	
12/10	at New Orleans	3	Bryce Young -> Adam Thielen	32	2-5-CAR 49	Missed FG	4	Derek Carr -> A.T. Perry	44	1-10-NO 36	Touchdown	
12/17	Atlanta	4	Bryce Young -> Jonathan Mingo	20	3-3-CAR 37	Field Goal	2	Desmond Ridder -> Jonnu Smith	56	1-10-ATL 37	Touchdown	
							3	Desmond Ridder -> Kyle Pitts	24	3-9-ATL 31	Punt	
12/24	Green Bay	1	Bryce Young -> Tommy Tremble	30	2-5-CAR 36	Field Goal	1	Jordan Love -> Tucker Kraft	27	1-10-CAR 46	Touchdown	
		4	Bryce Young -> DJ Chark Jr.	20	3-2-CAR 38	Touchdown	2	Jordan Love -> Dontayvion Wicks	21T	3-8-CAR 21	Touchdown	
		4	Bryce Young -> DJ Chark Jr.	22	1-10-CAR 25	End Game	3	Jordan Love -> Romeo Doubs	25	1-10-GB 34	Touchdown	
		4	Bryce Young -> Adam Thielen	22	1-10-CAR 47	End Game	4	Jordan Love -> Romeo Doubs	36	3-4-GB 31	Field Goal	
							4	Jordan Love -> Tucker Kraft	20	2-10-CAR 33	Field Goal	
12/31	at Jacksonville		NONE				2	C.J. Beathard -> Evan Engram	22	3-10-CAR 35	Field Goal	
							2	C.J. Beathard -> Jamal Agnew	48	2-5-JAX 45	Field Goal	
01/07	Tampa Bay	2	Bryce Young -> DJ Chark Jr.	42	3-4-TB 43	Fumble	2	Baker Mayfield -> Cade Otton	20	2-1-CAR 45	Field Goal	
TOTALS		31	- 866 (27.9), 1 TDS				39	- 1,198 (30.7), 5 TDS				

BIG RUN PLAYS (10+ YARDS)

2023 REGULAR SEASON - BIG RUN PLAYS (10+ YARDS)												
DATE	OPPONENT	QTR	PANTHERS PLAYER	YDS.	DOWN	RESULT	QTR	OPP. PLAYER	YDS.	DOWN	RESULT	
09/10	at Atlanta	2	Chuba Hubbard	12	1-10-ATL 32	Touchdown	1	Tyler Allgeier	19	1-10-ATL 12	Punt	
		3	Chuba Hubbard	11	2-8-CAR 27	Field Goal	1	Tyler Allgeier	22	1-10-ATL 31	Punt	
		3	Miles Sanders	10	2-7-CAR 41	Field Goal	2	Bijan Robinson	10	1-10-ATL 25	Punt	
		3	Byce Young	16	1-10-ATL 49	Field Goal	3	Tyler Allgeier	12	1-10-ATL 39	Touchdown	
		3	Chuba Hubbard	21	1-10-CAR 25	Fumble	3	Bijan Robinson	21	1-10-CAR 25	Touchdown	
		3	Miles Sanders	10	1-15-ATL 49	Fumble						
09/18	New Orleans	1	Miles Sanders	13	2-10-CAR 35	Field Goal	3	Taysom Hill	11	2-10-NO 39	Punt	
		4	Byce Young	26	3-11-CAR 33	Field Goal	4	Taysom Hill	19	1-10-CAR 35	Touchdown	
		4	Chuba Hubbard	14	4-2-CAR 46	Touchdown	4	Taysom Hill	11	1-10-CAR 45	End Game	
09/24	at Seattle	2	Miles Sanders	15	2-10-CAR 38	Touchdown	2	Kenneth Walker III	36	2-1-SEA 48	Field Goal	
		4	Andy Dalton	10	3-2-CAR 45	Punt	4	Zach Charbonnet	11	2-6-CAR 35	Touchdown	
							4	Zach Charbonnet	10	1-10-CAR 24	Touchdown	
							4	Kenneth Walker III	10	1-10-CAR 27	Touchdown	
					4	Zach Charbonnet	12	2-7-CAR 14	Touchdown			
10/01	Minnesota	NONE					1	Alexander Mattison	12	1-15-MIN 20	Interception	
		2					2	Alexander Mattison	13	1-10-MIN 17	Punt	
		3					3	Alexander Mattison	17	1-10-MIN 4	Punt	
		3					3	Cam Akers	10	2-3-CAR 49	Touchdown	
10/08	at Detroit	2	Laviska Shenault Jr.	11	1-10-DET 19	Touchdown	1	David Montgomery	42T	1-10-CAR 42	Touchdown	
		3	Laviska Shenault Jr.	11	1-10-CAR 22	Punt	3	David Montgomery	10	3-6-CAR 14	Touchdown	
							4	Craig Reynolds	17	1-10-CAR 48	Touchdown	
							4	Craig Reynolds	19	2-3-CAR 24	Touchdown	
							4	Craig Reynolds	19	2-3-CAR 24	Touchdown	
10/15	at Miami	1	Chuba Hubbard	19	2-9-MIA 25	Touchdown	2	Raheem Mostert	49	1-10-MIA 43	Touchdown	
							3	Raheem Mostert	11	1-10-CAR 33	Touchdown	
							4	Raheem Mostert	13	1-10-MIA 35	Punt	
							4	Chris Brooks	28	2-10-CAR 37	Touchdown	
							4	Chris Brooks	28	2-10-CAR 37	Touchdown	
10/29	Houston	NONE					1	C.J. Stroud	12	1-10-CAR 49	Punt	
							1	Tank Dell	11	2-6-HOU 41	Touchdown	
							3	Dameon Pierce	16	2-11-HOU 35	Touchdown	
11/05	Indianapolis	2	Chuba Hubbard	20	2-5-CAR 49	Field Goal	1	Jonathan Taylor	13	1-10-IND 32	Field Goal	
		3	Miles Sanders	11	1-10-CAR 48	Touchdown						
		3	Miles Sanders	11	1-10-CAR 6	Interception						
		4	Byce Young	13	4-5-CAR 43	Field Goal						
		4	Byce Young	12	4-18-CAR 17	Downs						
11/09	at Chicago	NONE					1	D'Onta Foreman	11	1-10-CAR 45	Field Goal	
							2	Tyler Scott	16	1-10-CHI 37	Punt	
							3	D'Onta Foreman	11	2-9-CAR 25	Touchdown	
11/19	Dallas	1	Chuba Hubbard	13	1-10-CAR 25	Punt	1	KaVontae Turpin	13	1-10-DAL 29	Touchdown	
		1	Miles Sanders	15	2-5-CAR 30	Punt	1	Tony Pollard	22	3-4-CAR 40	Touchdown	
		2	Chuba Hubbard	14	2-1-CAR 35	Field Goal	4	Tony Pollard	21T	1-10-CAR 21	Touchdown	
		2	Miles Sanders	14	1-10-DAL 27	Field Goal	4	Rico Dowdle	11	1-10-DAL 27	End Game	
							4	Rico Dowdle	11	1-10-DAL 27	End Game	
11/26	at Tennessee	2	Byce Young	11	3-10-CAR 45	Field Goal	2	Derrick Henry	10T	2-5-CAR 10	Touchdown	
		3	Chuba Hubbard	15	1-10-CAR 36	Punt	3	Derrick Henry	15	1-10-TEN 21	Punt	
		4	Miles Sanders	15	2-9-CAR 12	Punt	4	Derrick Henry	18	2-8-TEN 28	Punt	
							4	Derrick Henry	18	2-8-TEN 28	Punt	
12/03	at Tampa Bay	1	Chuba Hubbard	17	1-10-TB 39	Field Goal	1	Trey Palmer	13	2-6-TB 39	Punt	
							4	Rachaad White	11	1-10-CAR 38	Touchdown	
							4	Chris Godwin	19T	3-2-CAR 19	Touchdown	
							4	Rachaad White	30	3-1-CAR 48	End Game	
12/10	at New Orleans	2	Chuba Hubbard	10	2-9-CAR 26	Field Goal	1	Jamaal Williams	11	2-4-CAR 22	Missed FG	
		2	Byce Young	21	3-9-CAR 48	Field Goal	1	Jamaal Williams	12	2-3-CAR 23	Touchdown	
		2	Byce Young	11	1-10-CAR 13	Downs						
		2	Chuba Hubbard	13	3-1-CAR 33	Downs						
		3	Miles Sanders	48	2-6-NO 49	Field Goal						
		3	Ihmir Smith-Marsette	10	2-6-CAR 34	Missed FG						
12/17	Atlanta	4	Chuba Hubbard	11	4-1-CAR 34	Downs						
		1	Chuba Hubbard	22	1-10-CAR 36	Downs	NONE					
		2	Ihmir Smith-Marsette	15	1-10-CAR 25	Field Goal						
		3	Chuba Hubbard	21	1-10-CAR 40	Downs						
		3	Chuba Hubbard	11	1-10-CAR 13	Punt						
12/24	Green Bay	3	Chuba Hubbard	18	1-10-CAR 24	Punt						
		3	Byce Young	12	2-9-CAR 43	Punt						
		2	Chuba Hubbard	13	1-10-GB 33	Touchdown	1	Aaron Jones	10	1-10-GB 20	Touchdown	
		2	Ihmir Smith-Marsette	20T	1-10-GB 20	Touchdown	1	Aaron Jones	13	1-10-GB 30	Touchdown	
		4	Ihmir Smith-Marsette	13	3-1-GB 36	Touchdown	1	Aaron Jones	12	1-10-CAR 19	Touchdown	
					2	Aaron Jones	39	1-10-GB 21	Touchdown			
					2	Jordan Love	11	1-12-GB 36	Field Goal			
					3	Aaron Jones	10	2-8-CAR 31	Touchdown			
12/31	at Jacksonville	NONE					3	Travis Etienne Jr.	62T	2-6-JAX 38	Touchdown	
							3	C.J. Beathard	19	3-5-JAX 48	Field Goal	
							4	Travis Etienne Jr.	10	3-6-CAR 11	Touchdown	
							4	Tank Bigsby	12	2-7-CAR 36	End Game	
01/07	Tampa Bay	1	Chuba Hubbard	12	2-10-CAR 25	Punt	2	Rachaad White	13	2-6-TB 33	Field Goal	
		2	Miles Sanders	13	1-10-CAR 38	Fumble	4	Chase Edmonds	21	2-6-CAR 42	Field Goal	
		3	Chuba Hubbard	17	2-9-CAR 29	Punt						
		4	Chuba Hubbard	12	1-10-CAR 25	Fumble						
		4	Chuba Hubbard	12	1-10-CAR 25	Fumble						
		4	Byce Young	20	2-6-TB 48	Fumble						

TOTALS

48 - 723 (15.1), 1 TDS

57 - 973 (17.1), 5 TDS

GAME SUMMARIES



PRESEASON WEEK 1

Carolina Panthers 3, New England Patriots 17
64,628 🦋 Gillette Stadium 🦋 Aug 8, 2024



Carolina Panthers	0	0	0	3	—	3
New England Patriots	0	7	0	10	—	17

SCORING DRIVES

TEAM	QTR	TIME	SCORING PLAY	CAR	NE
Patriots	2	07:54	K.Harris 2 yd. run (C.Ryland kick) (5-31, 1:34)	0	7
Patriots	4	14:11	J.Slye 42 yd. Field Goal (11-44, 5:01)	0	10
Patriots	4	09:00	J.Jackson 38 yd. pass from J.Milton (C.Ryland kick) (6-75, 2:59)	0	17
Panthers	4	01:54	H.Mevis 41 yd. Field Goal (13-43, 7:06)	3	17

NEW ENGLAND PATRIOTS

OFFENSE		DEFENSE	
WR 2	K. Osborn	LB 33	A. Jennings
WR 11	T. Thornton	LB 50	R. McMillan
C 60	D. Andrews	LB 48	J. Tavai
TE 84	M. Wilcox	DL 95	D. Ekuale
TE 81	A. Hooper	DL 70	J. Pharms Jr.
RB 38	R. Stevenson	DB 23	K. Dugger
QB 7	J. Brissett	CB 6	C. Gonzalez
		CB 26	S. Wade
		CB 20	M. Wilson
		S 32	J. Hawkins

CAROLINA PANTHERS

OFFENSE		DEFENSE	
LT 76	B. Traore	DT 91	N. Thurman
LG 62	C. Zavala	DE 96	J. Crumedy
C 64	C. Mays	OLB 52	D. Johnson
RG 70	B. Christensen	OLB 45	K. Chaisson
RT 61	R. Lee	LB 56	T. Wallace
TE 0	J. Sanders	LB 53	C. Cherelus
WR 88	T. Marshall Jr.	CB 23	D. Jackson
WR 15	J. Mingo	CB 31	L. Jackson
WR 11	I. Smith-Marssette	S 36	D. Richardson
QB 16	J. Plummer	S 27	A. Cook
RB 34	M. Boone	DE 97	T. Smith

CAROLINA PANTHERS

PASSING	ATT	CP	YDS	SK/YD	TD	LG	INT	RTG
Jack Plummer	21	11	86	5/35	0	28	0	62.8
Jake Luton	9	7	38	0/0	0	10	0	84.3
TOTAL	30	18	124	5/35	0	28	0	69.3

RUSHING	ATT	YDS	AVG	LG	TD
Mike Boone	8	34	4.3	11	0
Jaden Shirden	4	12	3.0	7	0
Dillon Johnson	2	6	3.0	4	0
Jonathan Mingo	1	6	6.0	6	0
Jack Plummer	2	4	2.0	4	0
TOTAL	17	62	3.6	11	0

RECEIVING	NO	YDS	AVG	LG	TD
Ihmir Smith-Marssette	4	24	6.0	8	0
Jordan Matthews	3	48	16.0	28	0
Mike Boone	3	13	4.3	7	0
Jacob Hollister	2	13	6.5	7	0
Jaden Shirden	1	10	10.0	10	0
Deven Thompson	1	5	5.0	5	0
Feleipe Franks	1	4	4.0	4	0
Jalen Coker	1	3	3.0	3	0
Dillon Johnson	1	3	3.0	3	0
Jesper Horsted	1	1	1.0	1	0
TOTAL	18	124	6.9	28	0

TOP DEFENSE	TOT	SOLO	AST	SCK	YDS	INT
Clayton Isbell	6	4	2	0.0	0.0	0
Alex Cook	5	4	1	0.0	0.0	0
D'Shawn Jamison	4	4	0	0.0	0.0	0

FIELD GOALS	FGM/FGA	PERCENT	RESULTS
Harrison Mevis	1-1	100.0	41G
TOTAL	1-1	100.0	

NEW ENGLAND PATRIOTS

PASSING	ATT	CP	YDS	SK/YD	TD	LG	INT	RTG
Bailey Zappe	20	12	108	2/20	0	28	0	74.6
Joe Milton	6	4	54	0/0	1	38T	0	134.7
Drake Maye	3	2	19	0/0	0	13	0	84.0
Jacoby Brissett	3	0	0	0/0	0	0	0	39.6
TOTAL	32	18	181	2/20	1	38T	0	82.9

RUSHING	ATT	YDS	AVG	LG	TD
Terrell Jennings	6	38	6.3	20	0
Kevin Harris	8	22	2.8	5	1
Joe Milton	5	22	4.4	13	0
Rhamondre Stevenson	1	11	11.0	11	0
Ja'Mycal Hasty	5	10	2.0	7	0
Bailey Zappe	1	6	6.0	6	0
Antonio Gibson	4	4	1.0	2	0
TOTAL	30	113	3.8	20	1

RECEIVING	NO	YDS	AVG	LG	TD
Kayshon Boutte	3	53	17.7	28	0
Ja'Lynn Polk	3	14	4.7	6	0
Ja'Mycal Hasty	2	16	8.0	12	0
Javon Baker	2	11	5.5	6	0
Terrell Jennings	2	11	5.5	7	0
JaQuae Jackson	1	38	38.0	38T	1
Antonio Gibson	1	13	13.0	13	0
Jaheim Bell	1	11	11.0	11	0
Kevin Harris	1	6	6.0	6	0
Mitchell Wilcox	1	5	5.0	5	0
Jalen Reagor	1	3	3.0	3	0
TOTAL	18	181	10.1	38T	1

TOP DEFENSE	TOT	SOLO	AST	SCK	YDS	INT
Christian Elliss	5	3	2	1.0	8.0	0
A.J. Thomas	4	4	0	0.0	0.0	0
Joe Giles-Harris	4	3	1	0.0	0.0	0

FIELD GOALS	FGM/FGA	PERCENT	RESULTS
Joey Slye	1-1	100.0	42G
TOTAL	1-1	100.0	

GAME SUMMARIES

Team Statistics	Panthers	Patriots
First Downs	7	16
3rd-Down Eff. (Made/Att/Pct)	2/14/14%	5/15/33%
4th-Down Eff. (Made/Att/Pct)	1/1/100%	0/0/0%
Total Net Yards	151	274
Total Plays	52	64
Yards Per Play	2.9	4.3
Rushes/Net Yards	17/62	30/113
Net Passing	89	161
Pass Attempts/Completions	30/18	32/18
Had Intercepted	0	0
Sacked/Yards Lost	5/35	2/20
Punts/Average	10/46.4	8/48.1
Penalties/Yards	9/61	6/45
Fumbles/Lost	2/0	1/0
Possession Time	28:03	31:57

GAME SUMMARIES



15

PRESEASON WEEK 2

New York Jets 15, Carolina Panthers 12

7/1, 205 Bank of America Stadium Aug 17, 2024



12

New York Jets	0	3	6	6	—	15
Carolina Panthers	3	0	3	6	—	12

SCORING DRIVES

TEAM	QTR	TIME	SCORING PLAY	NYJ	CAR
Panthers	1	02:42	E.Pineiro 35 yd. Field Goal (10-50, 5:29) (7-66, 3:05) (7-66, 3:05)	0	3
Jets	2	00:14	G.Zuerlein 36 yd. Field Goal (17-49, 8:44)	3	3
Jets	3	13:14	A.Seibert 38 yd. Field Goal (5-12, 1:46)	6	3
Panthers	3	04:29	E.Pineiro 34 yd. Field Goal (7-12, 2:41)	6	6
Jets	3	01:08	A.Seibert 52 yd. Field Goal (7-25, 3:21)	9	6
Jets	4	12:47	A.Seibert 24 yd. Field Goal (7-40, 2:13)	12	6
Jets	4	03:05	A.Seibert 45 yd. Field Goal (11-58, 5:56)	15	6
Panthers	4	00:00	Dil.Johnson 2 yd. run	15	12

NEW YORK JETS	
OFFENSE	DEFENSE
WR 85 L. McCutcheon	EDGE 99 W. McDonald IV
WR 19 I. Charles	DL 98 B. Hector
TE 81 Z. Kuntz	DL 79 T. Smart
TE 88 K. Yeboah	DL 72 M. Clemons
QB 14 A. Peasley	LB 55 C. Surratt
RB 32 I. Davis	LB 53 Z. Barnes
	LB 52 S. Eguavoen
	CB 37 Q. Shiggers
	CB 26 B. Echols
	S 39 J. Monroe

CAROLINA PANTHERS	
OFFENSE	DEFENSE
C 60 A. Raym	DT 91 N. Thurman
TE 81 J. Matthews	DT 78 J. Peevy
TE 0 J. Sanders	OLB 52 D. Johnson
WR 88 T. Marshall Jr.	OLB 46 E. Leota
WR 15 J. Mingo	LB 53 C. Cherelus
QB 16 J. Plummer	LB 56 T. Wallace
RB 34 M. Boone	CB 31 L. Jackson
	CB 29 D. Jamison
	S 27 A. Cook
	S 36 D. Richardson

NEW YORK JETS

PASSING	ATT	CP	YDS	SK/YD	TD	LG	INT	RTG
Adrian Martinez	17	7	67	0/0	0	24	1	28.3
Andrew Peasley	11	7	33	1/15	0	7	0	67.6
TOTAL	28	14	100	1/15	0	24	1	43.8

RUSHING	ATT	YDS	AVG	LG	TD
Israel Abanikanda	6	29	4.8	12	0
Braelon Allen	8	27	3.4	4	0
Andrew Peasley	4	25	6.3	10	0
Isaiah Davis	4	14	3.5	9	0
Deon Jackson	2	12	6.0	8	0
Xazavian Valladay	3	6	2.0	3	0
Adrian Martinez	1	4	4.0	4	0
TOTAL	28	117	4.2	12	0

RECEIVING	NO	YDS	AVG	LG	TD
Lance McCutcheon	2	25	12.5	24	0
Braelon Allen	2	12	6.0	7	0
Brandon Smith	2	11	5.5	7	0
Malachi Corley	2	10	5.0	6	0
Anthony Firkser	1	21	21.0	21	0
Jason Brownlee	1	6	6.0	6	0
Neal Johnson	1	6	6.0	6	0
Kenny Yeboah	1	5	5.0	5	0
Xazavian Valladay	1	4	4.0	4	0
Isaiah Davis	1	0	0.0	0	0
TOTAL	14	100	7.1	24	0

TOP DEFENSE	TOT	SOLO	AST	SCK	YDS	INT
Zaire Barnes	7	3	4	0.0	0.0	0
Chazz Surratt	6	0	6	0.0	0.0	0
Jarius Monroe	5	3	2	0.0	0.0	0

FIELD GOALS	FGM/FGA	PERCENT	RESULTS
Austin Seibert	4-4	100.0	38G, 52G, 24G, 45G
Greg Zuerlein	1-1	100.0	36G
TOTAL	5-5	100.0	

CAROLINA PANTHERS

PASSING	ATT	CP	YDS	SK/YD	TD	LG	INT	RTG
Jack Plummer	18	11	42	1/5	0	14	0	65.5
Jake Luton	2	2	19	0/0	0	13	0	106.2
TOTAL	20	13	61	1/5	0	14	0	69.0

RUSHING	ATT	YDS	AVG	LG	TD
Dillon Johnson	18	83	4.6	22	1
Mike Boone	6	22	3.7	12	0
Jack Plummer	1	-1	-1.0	-1	0
Jonathan Mingo	1	-4	-4.0	-4	0
TOTAL	26	100	3.8	22	1

RECEIVING	NO	YDS	AVG	LG	TD
Ihmir Smith-Marssette	3	8	2.7	6	0
Ja'Tavion Sanders	2	22	11.0	14	0
Terrace Marshall Jr.	2	14	7.0	9	0
Dillon Johnson	2	0	0.0	5	0
Jalen Coker	1	13	13.0	13	0
Jonathan Mingo	1	4	4.0	4	0
Feleipe Franks	1	1	1.0	1	0
Jordan Matthews	1	-1	-1.0	-1	0
TOTAL	13	61	4.7	14	0

TOP DEFENSE	TOT	SOLO	AST	SCK	YDS	INT
Jammie Robinson	7	4	3	0.0	0.0	0
Claudin Cherelus	5	3	2	0.0	0.0	0
Jayden Peevy	4	3	1	0.0	0.0	0

FIELD GOALS	FGM/FGA	PERCENT	RESULTS
Eddy Pineiro	2-2	100.0	35G, 34G
TOTAL	2-2	100.0	

GAME SUMMARIES

Team Statistics	Jets	Panthers
First Downs	14	12
3rd-Down Eff. (Made/Att/Pct)	4/14/29%	3/11/27%
4th-Down Eff. (Made/Att/Pct)	1/2/50%	0/0/0%
Total Net Yards	202	156
Total Plays	57	47
Yards Per Play	3.5	3.3
Rushes/Net Yards	28/117	26/100
Net Passing	85	56
Pass Attempts/Completions	28/14	20/13
Had Intercepted	1	0
Sacked/Yards Lost	1/15	1/5
Punts/Average	2/53.0	6/47.2
Penalties/Yards	7/70	10/84
Fumbles/Lost	0/0	0/0
Possession Time	31:58	28:02

GAME SUMMARIES



PRESEASON WEEK 3

Carolina Panthers 31, Buffalo Bills 26

69,797 Highmark Stadium Aug 24, 2024



Carolina Panthers	7	10	8	6	—	31
Buffalo Bills	3	8	8	7	—	26

SCORING DRIVES

TEAM	QTR	TIME	SCORING PLAY	CAR	BUF
Panthers	1	08:12	J.Mathews 3 yd. pass from B.Young (E.Pineiro kick) (12-85, 6:48)	7	0
Bills	1	00:53	T.Bass 31 yd. Field Goal (16-61, 7:19)	7	3
Bills	2	05:53	D.Evans 18 yd. pass from B.DiNucci (B.DiNucci-T.McKitty pass) (6-61, 2:41)	7	9
Panthers	2	02:55	M.Boone 5 yd. run (E.Pineiro kick) (5-51, 2:58)	14	11
Panthers	2	00:00	E.Pineiro 45 yd. Field Goal (10-42, 1:05)	17	11
Panthers	3	07:01	T.Marshall 15 yd. pass from J.Plummer (J.Plummer-D.Moore pass) (12-90, 5:01)	25	11
Bills	3	02:30	F.Gore 5 yd. run (A.Brown-X.Johnson pass) (8-60, 4:31)	25	19
Panthers	4	14:54	J.Coker 36 yd. pass from J.Plummer (pass failed) (5-70, 2:36)	31	19
Bills	4	01:57	K.Hamler 1 yd. run (T.Bass kick) (9-67, 3:33)	31	26

BUFFALO BILLS

OFFENSE		DEFENSE	
WR 80	T. Shavers	DT 33	D. Williams
WR 18	J. Shorter	DT 51	E. Ankok
TE 83	T. McKitty	CB 5	K. Elam
TE 84	Z. Davidson	CB 46	J. Ingram
QB 15	B. DiNucci	S 27	K. Jackson
RB 37	D. Evans		

CAROLINA PANTHERS

OFFENSE		DEFENSE	
C 60	A. Raym	DT 99	S. Tuttle
TE 81	J. Matthews	DE 95	D. Brown
TE 0	J. Sanders	DE 94	A. Robinson
WR 5	D. Johnson	OLB 45	K. Chaisson
WR 19	A. Thielen	OLB 52	D. Johnson
QB 9	B. Young	LB 47	J. Jewell
RB 30	C. Hubbard	LB 54	S. Thompson
		CB 32	D. Bootle
		CB 29	D. Jamison
		S 20	J. Fuller
		S 21	N. Scott

CAROLINA PANTHERS

PASSING	ATT	CP	YDS	SK/YD	TD	LG	INT	RTG
Jack Plummer	29	21	278	1/8	2	38	0	125.4
Bryce Young	8	6	70	1/0	1	21	0	140.6
TOTAL	37	27	348	2/8	3	38	0	129.1

RUSHING	ATT	YDS	AVG	LG	TD
Jaden Shirden	13	35	2.7	9	0
Mike Boone	4	20	5.0	10	1
Chuba Hubbard	3	15	5.0	6	0
Miles Sanders	3	6	2.0	3	0
Jack Plummer	3	-2	-0.7	0	0
TOTAL	26	74	2.8	10	1

RECEIVING	NO	YDS	AVG	LG	TD
Jalen Coker	3	55	18.3	36t	1
Terrace Marshall Jr.	3	39	13.0	15t	1
Jordan Matthews	3	21	7.0	8t	1
Jesper Horsted	2	63	31.5	38	0
Jaden Shirden	2	32	16.0	28	0
David Moore	2	28	14.0	23	0
Jacob Hollister	2	14	7.0	9	0
Ihmir Smith-Marsette	2	11	5.5	6	0
Adam Thielen	1	21	21.0	21	0
Diontae Johnson	1	17	17.0	17	0
Ja'Tavon Sanders	1	13	13.0	13	0
Mike Boone	1	10	10.0	10	0
Feleipe Franks	1	7	7.0	7	0
Sam Pinckney	1	7	7.0	7	0
Mike Strachan	1	7	7.0	7	0
Jonathan Mingo	1	3	3.0	3	0
TOTAL	27	348	12.9	38	3

TOP DEFENSE	TOT	SOLO	AST	SCK	YDS	INT
Rudy Ford	6	4	2	0.0	0.0	0
Trevin Wallace	5	4	1	0.0	0.0	0
Chandler Wooten	4	4	0	0.0	0.0	0

FIELD GOALS	FGM/FGA	PERCENT	RESULTS
Eddy Piñeiro	1-1	100.0	45G
TOTAL	1-1	100.0	

BUFFALO BILLS

PASSING	ATT	CP	YDS	SK/YD	TD	LG	INT	RTG
Anthony Brown Jr.	12	11	102	2/9	0	20	0	102.1
Ben DiNucci	15	11	76	1/13	1	18t	0	106.5
TOTAL	27	22	178	3/22	1	20	0	106.5

RUSHING	ATT	YDS	AVG	LG	TD
Frank Gore Jr.	18	101	5.6	17	1
KJ Hamler	3	21	7.0	18	1
Darrynton Evans	3	15	5.0	11	0
Ben DiNucci	2	14	7.0	11	0
Anthony Brown Jr.	1	13	13.0	13	0
TOTAL	27	164	6.1	18	2

RECEIVING	NO	YDS	AVG	LG	TD
Zach Davidson	4	23	5.8	8	0
Deon Cain	3	28	9.3	12	0
Darrynton Evans	3	28	9.3	18t	1
KJ Hamler	3	11	3.7	5	0
Xavier Johnson	2	18	9.0	13	0
Tyrell Shavers	2	15	7.5	8	0
Justin Shorter	2	15	7.5	10	0
Damiere Byrd	1	20	20.0	20	0
Tre' McKitty	1	20	20.0	20	0
Frank Gore Jr.	1	0	0.0	0	0
TOTAL	22	178	8.1	20	1

TOP DEFENSE	TOT	SOLO	AST	SCK	YDS	INT
Te'Cory Couch	9	7	2	1.0	0.0	0
Joe Andreessen	8	2	6	0.0	0.0	0
Edefuan Ulofoshio	7	4	3	0.0	0.0	0

FIELD GOALS	FGM/FGA	PERCENT	RESULTS
Tyler Bass	1-2	50.0	31G, 51WR
TOTAL	1-2	50.0	

GAME SUMMARIES

Team Statistics	Panthers	Bills
First Downs	22	21
3rd-Down Eff. (Made/Att/Pct)	8/13/62%	7/12/58%
4th-Down Eff. (Made/Att/Pct)	2/4/50%	0/0/0%
Total Net Yards	414	320
Total Plays	65	57
Yards Per Play	6.4	5.6
Rushes/Net Yards	26/74	27/164
Net Passing	340	156
Pass Attempts/Completions	37/27	27/22
Had Intercepted	0	0
Sacked/Yards Lost	2/8	3/22
Punts/Average	1/53.0	3/50.0
Penalties/Yards	5/21	3/20
Fumbles/Lost	0/0	1/0
Possession Time	29:20	30:40

***ALL-TIME
STATISTICAL LEADERS***



ALL-TIME CAREER SCORERS

SCORING	YEARS	TD	TDr	TDp	TDrt	FG - ATT	PAT - ATT	2pt	S	PTS
Kasay, John	1995-2010	0	0	0	0	351 - 424	429 - 438	0	0	1482
Gano, Graham	2012-2019	0	0	0	0	165 - 193	247 - 260	0	0	742
Smith, Steve	2001-2013	75	2	67	6	0 - 0	0 - 0	2	0	454
Newton, Cam	2011-19, 2021	63	63	0	0	0 - 0	0 - 0	2	0	382
Stewart, Jonathan	2008-2017	58	51	7	0	0 - 0	0 - 0	0	0	348
Williams, DeAngelo	2006-2014	53	46	7	0	0 - 0	0 - 0	2	0	322
Muhammad, Muhsin	1996-2004, 08-09	50	0	50	0	0 - 0	0 - 0	2	0	304
McCaffrey, Christian	2017-2022	50	32	18	0	0 - 0	0 - 0	1	0	302
Walls, Wesley	1996-2002	44	0	44	0	0 - 0	0 - 0	0	0	264
Olsen, Greg	2011-2019	39	0	39	0	0 - 0	0 - 0	2	0	238
Slye, Joey	2019-2020	0	0	0	0	54 - 68	64 - 71	0	0	226
Piñeiro, Eddy	2022-2023	0	0	0	0	58 - 64	47 - 52	0	0	221
Funchess, Devin	2015-2018	21	0	21	0	0 - 0	0 - 0	1	0	128
Moore, DJ	2018-2022	21	0	21	0	0 - 0	0 - 0	1	0	128
Davis, Stephen	2003-2005	20	20	0	0	0 - 0	0 - 0	0	0	120
Ginn Jr., Ted	2013, 2015-16	19	0	19	0	0 - 0	0 - 0	0	0	114
Samuel, Curtis	2017-2020	19	5	14	0	0 - 0	0 - 0	0	0	114
Tolbert, Mike	2012-2016	19	13	6	0	0 - 0	0 - 0	0	0	114
Mare, Olindo	2011	0	0	0	0	22 - 28	44 - 45	0	0	110
Benjamin, Kelvin	2014-2017	18	0	18	0	0 - 0	0 - 0	0	0	108
Biakabutuka, Tshimanga	1996-2001	17	14	3	0	0 - 0	0 - 0	0	0	102
Nedney, Joe	2000	0	0	0	0	26 - 28	20 - 20	0	0	98
Foster, DeShaun	2002-2007	14	10	4	0	0 - 0	0 - 0	0	0	84
Gonzalez, Zane	2021-2022	0	0	0	0	20 - 22	22 - 23	0	0	82
Carrier, Mark	1995-1998	13	0	13	0	0 - 0	0 - 0	0	0	78
Hubbard, Chuba	2021 - 2023	13	12	1	0	0 - 0	0 - 0	0	0	78
LaFell, Brandon	2010-2013	13	0	13	0	0 - 0	0 - 0	0	0	78
Lane, Fred	1997-1999	13	13	0	0	0 - 0	0 - 0	0	0	78
Jeffers, Patrick	1999-2001	12	0	12	0	0 - 0	0 - 0	0	0	72
Ismail, Raghieb	1996-1998	11	1	10	0	0 - 0	0 - 0	0	0	66
Graham, Shayne	2002	0	0	0	0	13 - 18	21 - 21	0	0	60
Anderson, Robbie	2020 - 2022	9	0	9	0	0 - 0	0 - 0	1	0	56
Goings, Nick	2001-2008	9	6	3	0	0 - 0	0 - 0	1	0	56
Johnson, Anthony	1995-1999	9	7	2	0	0 - 0	0 - 0	1	0	56
Floyd, William	1998-2000	9	7	2	0	0 - 0	0 - 0	0	0	54
Green, Willie	1995-1996	9	0	9	0	0 - 0	0 - 0	0	0	54
Hoover, Brad	2000-2009	9	3	6	0	0 - 0	0 - 0	0	0	54
King, Jeff	2006-2010	9	0	9	0	0 - 0	0 - 0	0	0	54
Mangum, Kris	1997-2006	9	0	9	0	0 - 0	0 - 0	0	0	54

ALL-TIME CAREER SCORERS

SCORING	YEARS	TD	TDr	TDp	TDrt	FG - ATT	PAT - ATT	2pt	S	PTS
Tremble, Tommy	2021 - 2023	8	1	7	0	0 - 0	0 - 0	1	0	50
Brown, Corey	2014-2016	8	0	7	1	0 - 0	0 - 0	0	0	48
Carter, Drew	2004-2007	8	0	8	0	0 - 0	0 - 0	0	0	48
Davis, Mike	2019-2020	8	6	2	0	0 - 0	0 - 0	0	0	48
Proehl, Ricky	2003-2005	8	0	8	0	0 - 0	0 - 0	0	0	48
Cunningham, Richie	1999-2000	0	0	0	0	8 - 10	22 - 23	0	0	46
Colbert, Keary	2004-2007	7	0	7	0	0 - 0	0 - 0	1	0	44
Medlock, Justin	2012	0	0	0	0	7 - 10	23 - 23	0	0	44
Darnold, Sam	2021 - 2022	7	7	0	0	0 - 0	0 - 0	0	0	42
Hayes, Donald	1998-2001	7	0	7	0	0 - 0	0 - 0	0	0	42
Smith, Lamar	2002	7	7	0	0	0 - 0	0 - 0	0	0	42
Dickson, Ed	2014-2017	6	0	5	1	0 - 0	0 - 0	0	0	36
Weinke, Chris	2001-2006	6	6	0	0	0 - 0	0 - 0	0	0	36
Foreman D'Onta	2022	5	5	0	0	0 - 0	0 - 0	1	0	32
Artis-Payne, Cameron	2015-2018	5	5	0	0	0 - 0	0 - 0	0	0	30
Bates, Michael	1996-2000	5	0	0	5	0 - 0	0 - 0	0	0	30
Bridgewater, Teddy	2020	5	5	0	0	0 - 0	0 - 0	0	0	30
Brown, Dee	2002	5	4	1	0	0 - 0	0 - 0	0	0	30
Chark Jr., DJ	2023	5	0	5	0	0 - 0	0 - 0	0	0	30
Delhomme, Jake	2003-2009	5	5	0	0	0 - 0	0 - 0	0	0	30
Johnson, Keyshawn	2006	5	1	4	0	0 - 0	0 - 0	0	0	30
Munnerlyn, Captain	2009-13; 2017-18	5	0	0	5	0 - 0	0 - 0	0	0	30
Rosario, Dante	2007-2010	5	0	5	0	0 - 0	0 - 0	0	0	30
Collins, Kerry	1995-1998	4	4	0	0	0 - 0	0 - 0	2	0	28
Cotchery, Jerricho	2014-2015	4	0	4	0	0 - 0	0 - 0	1	0	26
Thielen, Adam	2023	4	0	4	0	0 - 0	0 - 0	1	0	26
Byrd, Isaac	2000-2002	4	0	4	0	0 - 0	0 - 0	0	0	24
Carruth, Rae	1997-1999	4	0	4	0	0 - 0	0 - 0	0	0	24
Griffith, Howard	1995-1996	4	2	2	0	0 - 0	0 - 0	0	0	24
Minter, Mike	1997-2006	4	0	0	4	0 - 0	0 - 0	0	0	24
Moore, Derrick	1995	4	4	0	0	0 - 0	0 - 0	0	0	24
Shockey, Jeremy	2011	4	0	4	0	0 - 0	0 - 0	0	0	24
Thomas, Ian	2018-2023	4	0	4	0	0 - 0	0 - 0	0	0	24
Whittaker, Fozzy	2014-2018	4	2	2	0	0 - 0	0 - 0	0	0	24
Catanzaro, Chandler	2018	0	0	0	0	5 - 5	7 - 8	0	0	22
Beuerlein, Steve	1996-2000	3	3	0	0	0 - 0	0 - 0	1	0	20
Blackshear, Raheem	2022-2023	3	3	0	0	0 - 0	0 - 0	1	0	20
Allen, Kyle	2018-2019	3	3	0	0	0 - 0	0 - 0	0	0	18
Armah, Alex	2017-2020	3	3	0	0	0 - 0	0 - 0	0	0	18

ALL-TIME CAREER SCORERS

SCORING	YEARS	TD	TDr	TDp	TDrt	FG - ATT	PAT - ATT	2pt	S	PTS
Byrd, Damiere	2016-2018	3	0	2	1	0 - 0	0 - 0	0	0	18
Gamble, Chris	2004-2012	3	0	0	3	0 - 0	0 - 0	0	0	18
Gettis, David	2010-13	3	0	3	0	0 - 0	0 - 0	0	0	18
Goodson, Mike	2009-2011	3	3	0	0	0 - 0	0 - 0	0	0	18
Greene, Scott	1996-1997	3	1	2	0	0 - 0	0 - 0	0	0	18
Hetherington, Chris	1999-2001	3	2	1	0	0 - 0	0 - 0	0	0	18
Huntley, Richard	2001	3	2	1	0	0 - 0	0 - 0	0	0	18
Metzelaars, Pete	1995	3	0	3	0	0 - 0	0 - 0	0	0	18
Peppers, Julius	2002-09; 2017-18	3	0	0	3	0	0 - 0	0	0	18
Hajrullahu, Lirim	2021	0	0	0	0	4 - 5	3 - 3	0	0	15
Kuechly, Luke	2012-2019	2	0	0	2	0 - 0	0 - 0	0	1	14
Seidman, Mike	2003-2006	2	0	2	0	0 - 0	0 - 0	1	0	14
Smith, Torrey	2018	2	0	2	0	0 - 0	0 - 0	1	0	14
Bonafon, Reggie	2019-2020	1	1	1	0	0 - 0	0 - 0	0	0	12
Coleman, Kurt	2015-2017	2	0	0	2	0 - 0	0 - 0	0	0	12
Chinn, Jeremy	2020-2023	2	0	0	2	0 - 0	0 - 0	0	0	12
Crawford, Casey	2000-2001	2	0	1	1	0 - 0	0 - 0	0	0	12
Davis, Eric	1996-2000	2	0	0	2	0 - 0	0 - 0	0	0	12
Evans, Doug	1998-2001	2	0	0	2	0 - 0	0 - 0	0	0	12
Fauria, Christian	2007	2	0	2	0	0 - 0	0 - 0	0	0	12
Gaines, Michael	2004-2006	2	0	2	0	0 - 0	0 - 0	0	0	12
Guliford, Eric	1995	2	0	1	1	0 - 0	0 - 0	0	0	12
Kinchen, Brian	1999-2000	2	0	2	0	0 - 0	0 - 0	0	0	12
Manning, Jr., Ricky	2003-2005	2	0	0	2	0 - 0	0 - 0	0	0	12
Marshall, Richard	2006-2010	2	0	0	2	0 - 0	0 - 0	0	0	12
Mills, Sam	1995-1997	2	0	0	2	0 - 0	0 - 0	0	0	12
Murphy, Louis	2012	2	0	1	1	0 - 0	0 - 0	0	0	12
Norman, Josh	2011-2015	2	0	0	2	0 - 0	0 - 0	0	0	12
Pilares, Kealoha	2011-2012	2	0	1	1	0 - 0	0 - 0	0	0	12
Shenault Jr., Laviska	2022-2023	2	1	1	0	0 - 0	0 - 0	0	0	12
Smith, Shi	2021-2022	2	0	2	0	0 - 0	0 - 0	0	0	12
Smith-Marssette, Ihmir	2023	2	1	0	1	0 - 0	0 - 0	0	0	12
Wiggins, Jermaine	2002	2	0	2	0	0 - 0	0 - 0	0	0	12
Zylstra, Brandson	2019-21	2	0	1	1	0 - 0	0 - 0	0	0	12
Jackson, Donte	2018-2023	1	0	0	1	0 - 0	0 - 0	2	0	10
Chandler, Jeff	2004	0	0	0	0	0 - 2	8 - 8	0	0	8
Christian, Bob	1995-1996	1	0	1	0	0 - 0	0 - 0	2	0	8
Mashall Jr. Terrace	2021-2023	1	0	1	0	0 - 0	0 - 0	1	0	8
Stone, Dwight	1995-1998	1	0	0	1	0 - 0	0 - 0	0	1	8

ALL-TIME CAREER SCORERS

SCORING	YEARS	TD	TDr	TDp	TDrt	FG - ATT	PAT - ATT	2pt	S	PTS
Wright, Jarius	2018-2019	1	0	1	0	0 - 0	0 - 0	0	0	8
Santoso, Ryan	2021	0	0	0	0	2 - 2	1 - 2	0	0	7
Sauerbrun, Todd	2001-2004	0	0	0	0	1 - 1	4 - 4	0	0	7
Abdullah, Ameer	2021	1	0	1	0	0 - 0	0 - 0	0	0	6
Anderson, C.J.	2018	1	0	1	0	0 - 0	0 - 0	0	0	6
Anderson, Rashard	2000-2001	1	0	0	1	0 - 0	0 - 0	0	0	6
Avant, Jason	2014	1	0	1	0	0 - 0	0 - 0	0	0	6
Barnidge, Gary	2008-12	1	0	1	0	0 - 0	0 - 0	0	0	6
Beebe, Don	1995	1	0	1	0	0 - 0	0 - 0	0	0	6
Bennett, Brandon	2004	1	1	0	0	0 - 0	0 - 0	0	0	6
Bersin, Brenton	2014-2017	1	0	1	0	0 - 0	0 - 0	0	0	6
Boston, Tre	2014-16; 2019-20	1	0	0	1	0 - 0	0 - 0	0	0	6
Brockel, Richie	2011-2015	1	1	0	0	0 - 0	0 - 0	0	0	6
Broughton, Luther	1997-1998	1	0	1	0	0 - 0	0 - 0	0	0	6
Burns, Brian	2019-2023	1	1	0	0	0 - 0	0 - 0	0	0	6
Clay, Kaelin	2017	1	0	0	1	0 - 0	0 - 0	0	0	6
Davis, Thomas	2005-2018	0	0	0	1	0 - 0	0 - 0	0	0	6
Florence, Drayton	2013	1	0	0	1	0 - 0	0 - 0	0	0	6
Franklin Jr., Sam	2023	1	0	0	1	0 - 0	0 - 0	0	0	6
Gardner, Rod	2005	1	0	1	0	0 - 0	0 - 0	0	0	6
Godfrey, Charles	2008-2014	1	0	0	1	0 - 0	0 - 0	0	0	6
Greene, Kevin	1996; 1998-1999	1	0	0	1	0 - 0	0 - 0	0	0	6
Harper, Roman	2014-2015	1	0	0	1	0 - 0	0 - 0	0	0	6
Haynes Sr., Marquis	2018-2022	1	0	0	1	0 - 0	0 - 0	0	0	6
Hill, Troy	2023	1	0	0	0	0 - 0	0 - 0	0	0	6
Hitchcock, Jimmy	2000-2001	1	0	0	1	0 - 0	0 - 0	0	0	6
Hixon, Domenik	2013	1	0	1	0	0 - 0	0 - 0	0	0	6
Hurst, Hayden	2023	1	0	1	0	0 - 0	0 - 0	0	0	6
Jarrett, Dwayne	2007-2010	1	0	1	0	0 - 0	0 - 0	0	0	6
Jones, Colin	2012-2019	1	0	0	1	0 - 0	0 - 0	0	0	6
Jordan, Michael	2021-2022	1	0	0	1	0 - 0	0 - 0	0	0	6
King, Shawn	1996-1998	1	0	0	1	0 - 0	0 - 0	0	0	6
Kragen, Greg	1995-1997	1	0	0	1	0 - 0	0 - 0	0	0	6
Lucas, Ken	2005-2008	1	0	0	1	0 - 0	0 - 0	0	0	6
Luvu, Frankie	2021-2023	1	0	0	1	0 - 0	0 - 0	0	0	6
Manhertz, Chris	2017-2020	1	0	1	0	0 - 0	0 - 0	0	0	6
Mayfield, Baker	2022	1	1	0	0	0 - 0	0 - 0	0	0	6
McKyer, Tim	1995	1	0	0	1	0 - 0	0 - 0	0	0	6
Mills, Ernie	1997	1	0	1	0	0 - 0	0 - 0	0	0	6

ALL-TIME CAREER SCORERS

SCORING	YEARS	TD	TDr	TDp	TDrt	FG - ATT	PAT - ATT	2pt	S	PTS
Moorehead, Kindal	2003-07	1	0	0	1	0 - 0	0 - 0	0	0	6
Naanee, Legedu	2011	1	0	1	0	0 - 0	0 - 0	0	0	6
Ogbonnaya, Chris	2014	1	1	0	0	0 - 0	0 - 0	0	0	6
Oliver, Winslow	1996-1998	1	0	0	1	0 - 0	0 - 0	0	0	6
Philyaw, Dino	1995-1996	1	1	0	0	0 - 0	0 - 0	0	0	6
Robertson, Jamal	2004-2005	1	1	0	0	0 - 0	0 - 0	0	0	6
Robinson, Kenny	2021	0	0	0	1	0 - 0	0 - 0	0	0	6
Sanders, Miles	2023	1	1	0	0	0 - 0	0 - 0	0	0	6
Shepard, Russell	2017	1	0	1	0	0 - 0	0 - 0	0	0	6
Smart, Rod	2002-2005	1	0	0	1	0 - 0	0 - 0	0	0	6
Smith, Rodney	2020	1	1	0	0	0 - 0	0 - 0	0	0	6
Thompson, Colin	2020-2022	1	0	1	0	0 - 0	0 - 0	0	0	6
Thompson, Shaq	2015-2023	1	0	0	1	0 - 0	0 - 0	0	0	6
Uwaezuoke, Iheanyi	2000	1	0	0	1	0 - 0	0 - 0	0	0	6
Vaughan, Josh	2010-2011	1	1	0	0	0 - 0	0 - 0	0	0	6
Wallace, Al	2002-2006	1	0	0	1	0 - 0	0 - 0	0	0	6
Wesley, Dante	2002-05; 07-09	1	0	0	1	0 - 0	0 - 0	0	0	6
White, Melvin	2013-2014	1	0	0	1	0 - 0	0 - 0	0	0	6
Witherspoon, Will	2002-2005	1	0	0	1	0 - 0	0 - 0	0	0	6
Workman, Vince	1995	1	1	0	0	0 - 0	0 - 0	0	0	6
Hardy, Greg	2010-2014	0	0	0	0	0 - 0	0 - 0	0	2	4
Rucker, Mike	1999-2007	0	0	0	0	0 - 0	0 - 0	0	2	4
Hilbert, Jon	2002	0	0	0	0	0 - 2	3 - 3	0	0	3
Young, Bryce	2023	0	0	0	0	0 - 0	0 - 0	1	0	2
Addison, Mario	2012-2019	0	0	0	0	0 - 0	0 - 0	0	1	2
Applewhite, Antwan	2011-2012	0	0	0	0	0 - 0	0 - 0	0	1	2
Irvin, Bruce	2019	0	0	0	0	0 - 0	0 - 0	0	1	2
Onatolu, Kenny	2012	0	0	0	0	0 - 0	0 - 0	0	1	2
Rasby, Walter	1995-1997	0	0	0	0	0 - 0	0 - 0	1	0	2
Thomas, Hollis	2009	0	0	0	0	0 - 0	0 - 0	0	1	2
TOTALS		1066	403	582	83	736 - 882	965 - 1004	34	11	9677

ALL-TIME CAREER PASSERS

PLAYER	YEARS	ATT	CMP	PCT	YDS	TD	INT	SACK	YDS LOST	Rtg	300yd
Newton, Cam	2011-19, 21	4,106	2,440	59.4%	29,725	186	113	301	2,282	85.4	20
Delhomme, Jake	2003-2009	2,669	1,580	59.2%	19,258	120	89	154	1,158	82.6	11
Beuerlein, Steve	1996-2000	1,723	1,041	60.4%	12,690	86	50	191	1,109	87.7	8
Collins, Kerry	1995-1998	1,340	694	51.8%	8,306	47	54	79	515	66.0	5
Weinke, Chris	2001-2006	687	373	54.3%	3,800	14	26	42	267	61.4	2
Bridgewater, Teddy	2020	492	340	69.1%	3,733	15	11	31	205	92.1	3
Darnold, Sam	2021-2022	546	325	59.5%	3,670	16	16	45	282	77.2	4
Allen, Kyle	2018-2019	520	323	62.1%	3,588	19	16	46	397	82.0	3
Young, Bryce	2023	527	315	59.8%	2,877	11	10	62	477	73.7	1
Peete, Rodney	2002-2004	392	228	58.2%	2,652	15	14	34	212	76.6	3
Moore, Matt	2007-2010	392	227	57.9%	2,640	16	17	28	208	73.9	1
Clausen, Jimmy	2010-2012	299	157	52.5%	1,558	3	9	33	223	58.4	0
Walker, PJ	2020-2022	212	131	61.8%	1,461	5	11	18	124	68.5	0
Mayfield, Baker	2022	206	119	57.8%	1,313	6	6	19	126	74.3	0
Anderson, Derek	2011-2017	168	111	66.1%	1,265	7	5	4	17	90.0	0
Testaverde, Vinny	2007	172	94	54.7%	952	5	6	9	46	65.8	0
Carr, David	2007	136	73	53.7%	635	3	5	13	74	58.3	0
Reich, Frank	1995	84	37	44.0%	441	2	2	12	100	58.7	1
Dalton, Andy	2023	58	34	58.6%	361	2	0	3	27	88.4	1
Heinicke, Taylor	2018	57	35	61.4%	320	1	3	2	17	60.6	0
Grier, Will	2019-2020	52	28	53.8%	228	0	4	6	44	33.2	0
St. Pierre, Brian	2010	28	13	46.4%	173	1	2	3	23	48.7	0
Fasani, Randy	2002	44	15	34.1%	171	0	4	7	60	8.8	0
Lytle, Matt	2001	30	17	56.7%	133	1	3	3	24	39.3	0
Lewis, Jeff	1999-2000	35	18	51.4%	131	0	1	8	57	48.6	0
Trudeau, Jack	1995	17	11	64.7%	100	0	3	2	8	40.9	0
Eason, Jacob	2022	5	3	60.0%	59	0	1	0	0	61.7	0
Basanez, Brett	2006-2008	11	6	54.5%	56	0	1	0	0	30.9	0
McCaffrey, Christian	2017-2022	3	1	33.3%	50	1	0	0	0	121.5	0
Pike, Tony	2010	12	6	50.0%	47	0	0	1	10	60.1	0
Guliford, Eric	1995	2	1	50.0%	46	0	1	0	0	56.3	0
Gilbert, Garrett	2018	3	2	66.7%	40	0	0	1	5	109.7	0
Craig, Dameyune	2001	8	4	50.0%	34	0	0	2	15	61.5	0
Charlton, Joseph	2020	1	1	100.0%	28	0	0	1	5	118.8	0
Naanee, Legedu	2011	1	1	100.0%	27	0	0	0	0	118.8	0
Palardy, Michael	2017-2019	2	1	50.0%	12	0	0	0	0	68.8	0
Edwards, Armanti	2010-2013	3	2	66.7%	11	0	0	0	0	72.9	0
Hekker, Johnny	2023	1	1	100.0%	7	0	0	0	0	95.8	0
McCown, Josh	2008-2009	6	1	16.7%	2	0	0	1	6	39.6	0

ALL-TIME CAREER PASSERS

PLAYER	YEARS	ATT	CMP	PCT	YDS	TD	INT	SACK	YDS LOST	Rtg	300yd
Zylstra, Brandon	2019-21	1	0	0.0%	0	0	0	1	0	39.6	0
Bono, Steve	1999	1	0	0.0%	0	0	0	0	0	39.6	0
Brown, Dee	2001-2002	1	0	0.0%	0	0	1	0	0	0.0	0
Floyd, William	1998-2000	1	0	0.0%	0	0	1	0	0	0.0	0
Foster, DeShaun	2002-2005	1	0	0.0%	0	0	0	0	0	39.6	0
Huntley, Richard	2001	1	0	0.0%	0	0	0	1	0	39.6	0
Johnson, Keyshawn	2006	1	0	0.0%	0	0	1	0	0	0.0	0
LaFell, Brandon	2010-2013	1	0	0.0%	0	0	0	0	0	39.6	0
Moore, DJ	2018-2022	1	0	0.0%	0	0	0	0	0	39.6	0
Proehl, Ricky	2003-2004	1	0	0.0%	0	0	0	0	0	39.6	0
Sauerbrun, Todd	2001-2004	1	0	0.0%	0	0	0	0	0	39.6	0
Smith, Steve	2001-2013	1	0	0.0%	0	0	0	0	0	39.6	0
Walter, Ken	1997-2000	2	0	0.0%	0	0	0	0	0	39.6	0
Workman, Vince	1995	1	0	0.0%	0	0	0	0	0	39.6	0
TOTAL		15,065	8,809	58.5%	102,600	582	486	1163	8,123	78.6	63

ALL-TIME CAREER RUSHERS

PLAYER	YEARS	RSH	YDS	AVG	LONG	TDs	100-YD GAMES
Stewart, Jonathan	2008-2017	1,699	7,318	4.3	69t	51	16
Williams, DeAngelo	2006-2014	1,432	6,846	4.8	77	46	18
Newton, Cam	2011-2019, 2021	981	5,036	5.1	72t	63	3
McCaffrey, Christian	2017-2022	866	3,980	4.6	84t	32	12
Foster, DeShaun	2002-2007	851	3,336	3.9	71	10	7
Biakabutuka, Tshimanga	1996-2001	611	2,530	4.1	67t	14	7
Davis, Stephen	2003-2005	522	2,085	4.0	40	20	7
Lane, Fred	1997-1999	502	2,001	4.0	50	13	6
Hubbard, Chuba	2021 - 2023	505	1,980	3.9	35	12	3
Johnson, Anthony	1995-1999	482	1,795	3.7	29	7	6
Goings, Nick	2001-2008	400	1,470	3.7	57t	6	5
Tolbert, Mike	2012-2016	289	992	3.4	29	13	0
Hoover, Brad	2000-2009	284	961	3.4	35	3	1
D'Onta Foreman	2022	203	914	4.5	60	5	5
Moore, Derrick	1995	195	740	3.8	53t	4	2
Smith, Lamar	2002	209	737	3.5	59	7	1
Huntley, Richard	2001	165	665	4.0	25	2	1
Davis, Mike	2019-2020	167	644	3.9	25	6	0
Whittaker, Fozzy	2014-2018	121	536	4.4	25	2	1
Goodson, Mike	2009-2011	125	501	4.0	45	3	2
Artis-Payne, Cameron	2015-2018	118	491	4.2	43	5	0
Samuel, Curtis	2017-2020	72	478	6.6	45	5	0
Sanders, Miles	2023	129	432	3.3	48	1	0
Smith, Steve	2001-2013	57	387	6.8	39	2	0
Brown, Dee	2002	102	360	3.5	24	4	1
Moore, DJ	2018-2022	39	335	8.6	32	0	0
Darnold, Sam	2021 - 2022	74	328	4.4	30	7	0
Beuerlein, Steve	1996-2000	109	305	2.8	20	3	0
Bridgewater, Teddy	2020	53	279	5.3	18t	5	0
Delhomme, Jake	2003-2009	152	260	1.7	13	5	0
Young, Bryce	2023	39	253	6.5	26	0	0
Collins, Kerry	1995-1998	107	217	2.0	21	4	0
Griffith, Howard	1995-1996	77	204	2.6	15	2	0
Bonnafon, Reggie	2019-2021	29	189	6.5	59t	1	0
Ginn Jr., Ted	2013, 2015-2016	22	187	8.5	43	0	0
Oliver, Winslow	1996-1998	48	183	3.8	16	0	0
Floyd, William	1998-2000	79	182	2.3	16	7	0
Christian, Bob	1995-1996	41	158	3.9	17	0	0
Greene, Scott	1996-1997	45	157	3.5	10t	1	0

ALL-TIME CAREER RUSHERS

PLAYER	YEARS	RSH	YDS	AVG	LONG	TDs	100-YD GAMES
Smith, Rodney	2020 - 2021	41	156	3.8	13	1	0
Ismail, Raghib	1996-1998	15	154	10.3	36	1	0
Weinke, Chris	2001-2006	54	148	2.7	23	6	0
Brown, Corey	2014-2016	16	139	8.7	28	0	0
Sutton, Tyrell	2009-2010	25	139	5.6	32	0	0
Workman, Vince	1995	35	139	4.0	14	1	0
Abdullah, Ameer	2021	44	136	3.1	15	0	0
Allen, Kyle	2018-2019	37	125	3.4	17	3	0
Blackshear, Raheem	2022-2023	37	123	3.3	16	3	0
Shenault Jr. Laviska	2022-2023	21	120	5.7	41t	1	0
LaFell, Brandon	2010-2013	6	110	18.3	60	0	0
Anderson, C.J.	2018	24	104	4.3	22	0	0
Fasani, Randy	2002	18	95	5.3	19	0	0
Thomas, Blair	1995	22	90	4.1	13	0	0
Hetherington, Chris	1999-2001	30	84	2.8	14	2	0
Reaves, Darrin	2014	31	78	2.5	9	0	0
Freeman, Royce	2021	21	77	3.7	13	0	0
Smith-Marsette, Ihmir	2023	8	74	9.3	20	1	0
Muhammad, Muhsin	1996-2004	11	64	5.8	20	0	0
Baldwin, Randy	1995	23	61	2.7	9	0	0
Smart, Rod	2002-2005	27	61	2.3	6	0	0
Carr, David	2007	17	59	3.5	15	0	0
Clausen, Jimmy	2010-2012	23	57	2.5	11	0	0
Harris, Joey	2004	15	53	3.5	19	0	0
Mayfield, Baker	2022	16	52	3.3	17	1	0
Anderson, Robbie	2020-2022	7	51	7.3	30	0	0
Walker, PJ	2020-2022	18	50	2.4	20	0	0
Ogbonnaya, Chris	2014	14	50	3.6	9	1	0
Brown, Spencer	2021-22	9	43	4.5	7	0	0
Robertson, Jamal	2004-2005	14	41	2.9	11	1	0
Philyaw, Dino	1996	12	38	3.2	8	1	0
Lewis, Jeff	1999-2000	12	37	3.1	19	0	0
Armah, Alex	2017-2020	21	35	1.7	4	3	0
Cannon, Trenton	2020	10	33	3.3	13	0	0
Wright, Jarius	2018-2019	3	32	10.7	34	0	0
Heinicke, Taylor	2018	5	31	6.2	19	0	0
Vaughan, Josh	2010-2011	10	31	3.1	9	1	0
Chinn, Jeremy	2020-2023	2	29	1.0	28	0	0
Carruth, Rae	1996-1999	7	27	3.9	6	0	0

ALL-TIME CAREER RUSHERS

PLAYER	YEARS	RSH	YDS	AVG	LONG	TDs	100-YD GAMES
Clay, Kaelin	2017	2	27	13.5	29	0	0
Moore, Matt	2007-2010	20	27	1.4	8	0	0
Bates, Michael	1996-2000	8	25	3.1	12	0	0
Craig, Dameyune	1999-2001	5	24	4.8	13	0	0
Stevens, Tommy	2020	4	24	6.0	10	0	0
Shelton, Eric	2005-2006	8	23	2.9	9	0	0
Anderson, Derek	2011-2017	25	22	0.9	8	0	0
Fiammetta, Tony	2009-2010	7	22	3.1	11	0	0
Grier, Will	2019	7	22	3.1	11	0	0
Testaverde, Vinny	2007	9	22	2.4	16	0	0
Metcalf, Eric	1999	2	20	10.0	17	0	0
Montgomery, Joe	2002	7	20	2.9	5	0	0
Shepard, Russell	2017	2	19	9.5	11	0	0
Carter, Drew	2004-2007	2	18	9.0	11	0	0
Bennett, Brandon	2004	6	17	2.8	11	1	0
Cadet, Travaris	2018	11	17	1.5	5	0	0
Pilares, Kealoha	2011-2012	1	17	17.0	5	0	0
Chandler, Sean	2021 - 2022	2	16	8.0	14	0	0
Cotchery, Jerricho	2014-2015	1	16	16.0	16	0	0
Jeffers, Patrick	1999-2001	2	16	8.0	23	0	0
Adams, Joe	2012	3	13	4.3	5	0	0
Brockel, Richie	2011-2015	4	13	3.3	7t	1	0
Peete, Rodney	2002-2004	23	13	0.6	10	0	0
Dalton, Andy	2023	3	12	4.0	10	0	0
Byrd, Damiere	2016-2018	1	12	12.0	12	0	0
Edwards, Armanti	2010-2013	2	12	6.0	7	0	0
Hoard, Leroy	1996	5	11	2.2	5	0	0
Tremble, Tommy	2021 - 2023	3	11	3.7	7	0	0
Jarrett, Dwayne	2007-2010	1	11	11.0	11	0	0
Felton, Jerome	2011	3	10	3.3	4	0	0
Scarlett, Jordan	2019	4	9	2.3	6	0	0
Stone, Dwight	1995-1998	2	9	4.5	6	0	0
Lytle, Matt	2001	2	8	4.0	4	0	0
Barner, Kenjon	2013	6	7	1.2	2	0	0
Colbert, Kerry	2004-2007	1	6	6.0	6	0	0
Thielen, Adam	2023	1	6	6.0	6	0	0
Jones, Colin	2012-2019	1	5	5.0	5	0	0
Senn, Jordan	2010-2013	1	5	5.0	5	0	0
Smith, Armond	2012-2013	7	5	0.7	5	0	0

ALL-TIME CAREER RUSHERS

PLAYER	YEARS	RSH	YDS	AVG	LONG	TDs	100-YD GAMES
Johnson, Keyshawn	2006	1	4	4.0	4	1	0
Haynes, Alex	2007	3	3	1.0	3	0	0
Murphy, Louis	2012	1	3	3.0	3	0	0
Reich, Frank	1995	1	3	3.0	3	0	0
Basanez, Brett	2006	1	2	2.0	2	0	0
Gettis, David	2010-2012	3	2	0.7	19	0	0
Guliford, Eric	1995	2	2	1.0	1	0	0
Hartsfield, Myles	2020-2022	2	2	1.0	2	0	0
Avant, Jason	2014	1	1	1.0	1	0	0
Green, Willie	1995-1996	1	1	1.0	1	0	0
Proehl, Ricky	2003-2005	2	1	0.5	9	0	0
Zylstra, Brandon	2019-2021	1	1	1.0	1	0	0
Baker, Jason	2005-2011	1	0	0.0	0	0	0
Poole, Tauren	2014	1	0	0.0	0	0	0
Sauerbrun, Todd	2001-2004	1	0	0.0	0	0	0
Nortman, Brad	2012-2015	1	-1	-1.0	-1	0	0
Webb, Joe	2014-2016	1	-1	-1.0	-1	0	0
Bono, Steve	1999	2	-2	-1.0	-1	0	0
Byrd, Isaac	2000-2002	2	-2	-1.0	-2	0	0
Presley, De'Andre	2014	1	-2	-2.0	-2	0	0
Rosario, Dante	2007-2010	1	-2	-2.0	-2	0	0
McCown, Josh	2008	4	-3	-0.8	0	0	0
Smith, Shi	2021 - 2022	1	-3	-3.0	-3	0	0
Carrier, Mark	1995-1998	3	-4	-1.3	4	0	0
Hankton, Karl	2000-2006	2	-4	-2.0	2	0	0
Nakamura, Haruki	2012	1	-4	-4.0	-4	0	0
Walter, Ken	1997-2000	5	-5	-1.0	-5	0	0
Hekker, Johnny	2023	1	-11	-11.0	-11	0	0
TOTAL		8,793	102,467	11.7	91t	581	160

ALL-TIME CAREER RECEIVERS

RECEIVING YARDS	YEARS	REC	YDS	AVG	LONG	TDs	100-YD GAMES
Smith, Steve	2001-2013	836	12,197	14.6	80t	67	43
Muhammad, Muhsin	1996-04; 2008-09	696	9,255	13.3	72t	50	27
Olsen, Greg	2011-2019	524	6,463	12.3	78t	39	11
Moore, DJ	2018-2022	364	5,201	14.3	82	21	15
Walls, Wesley	1996-2002	324	3,902	12.0	54	44	3
McCaffrey, Christian	2017-2022	390	3,292	8.4	49	18	5
Carrier, Mark	1995-1998	176	2,547	14.5	66t	13	5
Benjamin, Kelvin	2014-2017	168	2,424	14.4	51	18	5
LaFell, Brandon	2010-2013	167	2,385	14.3	91t	13	2
Funchess, Devin	2015-2018	161	2,233	13.9	52	21	2
Samuel, Curtis	2017-2020	185	2,087	11.3	53t	14	3
Ginn Jr., Ted	2013, 2015-2016	134	2,047	15.3	88t	19	2
Hayes, Donald	1998-2001	132	1,855	14.1	56t	7	2
Anderson, Robbie	2020-2022	161	1,821	11.3	75t	9	4
Ismail, Raghیب	1996-1998	117	1,657	14.2	62	10	5
Williams, DeAngelo	2006-2014	178	1,621	9.1	72t	7	1
Green, Willie	1995-1996	93	1,496	16.1	89t	9	5
Colbert, Keary	2004-2007	109	1,424	13.1	63	7	2
Mangum, Kris	1997-2006	151	1,424	9.4	35	9	0
Proehl, Ricky	2003-2005	86	1,327	15.4	69	8	2
Stewart, Jonathan	2008-2017	162	1,295	8.0	55t	7	1
Jeffers, Patrick	1999-2001	77	1,209	15.7	88t	12	5
Cotchery, Jerricho	2014-2015	87	1,065	12.2	59	4	0
Thomas, Ian	2018-2023	116	1,055	9.1	50	4	0
Hoover, Brad	2000-2009	145	1,046	7.2	34	6	0
Brown, Corey	2014-2016	79	1,019	12.9	47t	7	0
Thielen, Adam	2023	103	1,014	9.8	32	4	3
Foster, DeShaun	2002-2007	126	996	7.9	47	4	0
Carter, Drew	2004-2007	71	977	13.8	49	8	2
King, Jeff	2006-2010	112	923	8.2	32	9	0
Byrd, Isaac	2000-2002	73	897	12.3	42	4	0
Rosario, Dante	2007-2010	82	894	10.9	54	5	0
Goings, Nick	2001-2008	110	880	8.0	37	3	0
Johnson, Anthony	1995-1999	103	816	7.9	55	2	0
Johnson, Keyshawn	2006	70	815	11.6	40	4	1
Dickson, Ed	2014-2017	67	807	12.0	64	5	1
Carruth, Rae	1997-1999	62	804	13.0	52	4	2
Biakabutuka, Tshimanga	1996-2001	77	789	10.2	47	3	0
Tolbert, Mike	2012-2016	94	771	8.2	40	6	0

ALL-TIME CAREER RECEIVERS

RECEIVING YARDS	YEARS	REC	YDS	AVG	LONG	TDs	100-YD GAMES
Marshall, Terrace	2021-2023	64	767	12.0	43	1	0
Wright, Jarius	2018-2019	71	743	10.5	33	1	0
Hubbard, Chuba	2021 - 2023	78	578	7.4	45	1	0
Tremble, Tommy	2021-2023	62	548	8.8	30	7	0
Chark Jr., DJ	2023	35	525	15.0	47t	5	0
Gettis, David	2010-2012	37	508	13.7	88	3	1
Naanee, Legedu	2011	44	467	10.6	28	1	0
Shockey, Jeremy	2011	37	455	12.3	29	4	0
Guliford, Eric	1995	29	444	15.3	49	1	0
Jarrett, Dwayne	2007-2010	35	428	12.2	30t	1	0
Mingo, Jonathan	2023	43	418	9.7	40	0	0
Floyd, William	1998-2000	62	416	6.7	25	2	0
Bersin, Brenton	2014-2017	32	415	13.0	30	1	0
Smith, Shi	2021 - 2022	28	400	14.3	63	2	0
Whittaker, Fozzy	2014-2018	47	397	8.4	28t	2	0
Zylstra, Brandon	2019-2021	29	391	13.5	55	1	0
Davis, Mike	2019-2020	59	373	6.3	23	2	0
Murphy, Louis	2012	25	336	13.4	55	1	0
Gaines, Michael	2004-2006	31	335	10.8	38	2	0
Shenault Jr., Laviska	2022-2023	37	332	9.0	67	1	0
Goodson, Mike	2009-2011	43	329	7.7	32	0	0
Barnidge, Gary	2008-2012	18	320	17.8	55	1	0
Griffith, Howard	1995-1996	38	286	7.5	21	2	0
Greene, Scott	1996-1997	42	284	6.8	25	2	0
Lane, Fred	1997-1999	43	275	6.4	23	0	0
Abdullah, Ameer	2021	35	272	7.8	18	1	0
Hankton, Karl	2000-2006	20	267	13.4	31	0	0
Christian, Bob	1995-1996	29	255	8.8	23	1	0
Hetherington, Chris	1999-2001	37	240	6.5	19	1	0
Davis, Stephen	2003-2005	21	236	11.2	25	0	0
Shepard, Russell	2017	17	202	11.9	40t	1	0
Avant, Jason	2014	21	201	9.6	22	1	0
Oliver, Winslow	1996-1998	21	191	9.1	29	0	0
Smith, Torrey	2018	17	190	11.2	35	2	0
Hurst, Hayden	2023	18	184	10.2	48	1	0
Hackett, DJ	2008	13	181	13.9	37	0	0
Sullivan, Stephen	2021-2023	14	171	12.2	33	0	0
Metzelaars, Pete	1995	20	171	8.6	27	3	0
Smith, Lamar	2002	20	167	8.4	58	0	0

ALL-TIME CAREER RECEIVERS

RECEIVING YARDS	YEARS	REC	YDS	AVG	LONG	TDs	100-YD GAMES
Broughton, Luther	1997-1998; 2001	8	164	20.5	68t	1	0
Seidman, Mike	2003-2006	18	158	8.8	27	2	0
Sanders, Miles	2023	27	154	5.7	14	0	0
Beebe, Don	1995	14	152	10.9	24	1	0
Manhertz, Chris	2016-2020	12	142	11.8	50t	1	0
Blackshear, Raheem	2022-2023	16	138	8.6	27	0	0
Metcalf, Eric	1999	11	133	12.1	33	0	0
Sutton, Tyrell	2009-2010	18	132	7.3	14	0	0
Byrd, Damiere	2016-2018	12	129	10.8	31	2	0
Mills, Ernie	1997	11	127	11.5	37	1	0
Wiggins, Jermaine	2002-2003	16	125	7.8	23	2	0
Edwards, Armanti	2010-2013	5	121	24.2	82	0	0
Smith, Rodney	2020-2021	14	107	7.6	17	0	0
Clowney, David	2010	6	102	17.0	31	0	0
Ricci, Gio	2021-2023	9	102	11.3	32	0	0
Huntley, Richard	2001	21	101	4.8	23	1	0
Bonnafon, Reggie	2019-2021	10	87	8.7	32	1	0
Artis-Payne, Cameron	2015-2018	10	86	8.6	20	0	0
Brown, Dee	2002	17	86	5.1	15	1	0
Arnold, Dan	2021	7	84	12.0	19	0	0
Gardner, Rod	2005	9	84	9.3	15	1	0
Workman, Vince	1995	13	74	5.7	14	0	0
Cooper, Pharoh	2020	5	73	14.6	32	0	0
Hogan, Chris	2019	8	67	8.4	13	0	0
Moore, Kenny	2008-2009	6	59	9.8	22	0	0
Clay, Kaelin	2017	5	57	11.4	15	0	0
Crawford, Casey	2000-2001	5	57	11.4	16	1	0
Erickson, Alex	2021	3	55	18.3	25	0	0
Hixon, Domenik	2013	7	55	7.9	14t	1	0
Kinchen, Brian	1999-2000	6	52	8.7	26t	2	0
Smith-Marsette, Ihmir	2023	8	51	6.4	18	0	0
White, DeAndrew	2019	4	51	12.8	18	0	0
Rasby, Walter	1995-1997	6	48	8.0	15	0	0
Uwaezuoke, Iheanyi	2000	4	46	11.5	21	0	0
Strachan, Mike	2023	1	45	45.0	45	0	0
Williams, Brandon	2013-2015	4	44	11.0	16	0	0
Pilares, Kealoha	2011-2012	2	42	21.0	36t	1	0
Bates, Michael	1996-2000	6	40	6.7	23	0	0
Fauria, Christian	2007	5	39	7.8	16	2	0

ALL-TIME CAREER RECEIVERS

RECEIVING YARDS	YEARS	REC	YDS	AVG	LONG	TDs	100-YD GAMES
Biddle, Taye	2006	3	37	12.3	22	0	0
Robinson, Ryne	2007-2008	4	35	8.8	12	0	0
Fiammetta, Tony	2009-2010	5	34	6.8	11	0	0
Newton, Cam	2011-2019, 2021	1	33	33.0	27	0	0
Campbell, Matt	1995-2000	3	32	10.7	12	0	0
Jones, Mark	2008	2	32	16.0	19	0	0
Roberts, Seth	2020	4	31	7.8	12	0	0
Reaves, Darrin	2014	5	31	6.2	16	0	0
Hartsock, Ben	2011-2013	2	30	15.0	25	0	0
Kirkwood, Keith	2020-2021	4	30	7.5	13	0	0
Armah, Alex	2017-2020	8	29	3.6	14	0	0
Foreman, D'Onta	2022	5	26	5.2	23	0	0
Brockel, Richie	2011-2015	4	25	6.3	12	0	0
Anderson, C.J.	2018	1	24	24.0	24	1	0
Felton, Jerome	2011	2	24	12.0	17	0	0
Thomas, Blair	1995	3	24	8.0	14	0	0
Tillman, Lawyer	1995	2	22	11.0	12	0	0
Webb, Joe	2014-2016	2	19	9.5	16	0	0
Stone, Dwight	1995-1998	2	18	9.0	11	0	0
Cannon, Trenton	2020	3	16	5.3	19	0	0
Smart, Rod	2002-2005	4	16	4.0	5	0	0
Freeman, Royce	2021	3	15	5.0	8	0	0
Dyson, Kevin	2003	2	15	7.5	9	0	0
Haynes, Alex	2007	3	14	4.7	6	0	0
Moore, Derrick	1995	4	12	3.0	5	0	0
Saunders, C.J.	2021	2	11	5.5	8	0	0
Barner, Kenjon	2013, 2018	3	10	3.3	5	0	0
Brown, Spencer	2021-2022	2	10	5.0	9	0	0
Simonson, Scott	2015-2017	1	10	10.0	10	0	0
Adams, Joe	2012	1	7	7.0	7	0	0
Thompson, Colin	2020-2021	1	7	7.0	7	1	0
Snead, Willie	2021	1	6	6.0	6	0	0
Martin, Charly	2009-2010	1	6	6.0	6	0	0
Shelton, Eric	2006	1	6	6.0	6	0	0
Cadet, Travaris	2018	1	5	5.0	5	0	0
Ajrotutu, Seyi	2011	1	4	4.0	4	0	0
Craig, Dameyune	1999-2001	2	4	2.0	4	0	0
Dennis, Mark	1995-1996	1	3	3.0	3	0	0
Gross, Jordan	2003-13	0	1	0.0	1	0	0

ALL-TIME CAREER RECEIVERS

RECEIVING YARDS	YEARS	REC	YDS	AVG	LONG	TDs	100-YD GAMES
Collins, Kerry	1995-1998	1	-11	-11.0	-11	0	0
TOTAL		8,809	102,600	11.6	91t	582	160

ALL-TIME INTERCEPTIONS

INTERCEPTORS	YEARS	INTS	YDS	AVG	Long	TDs
Gamble, Chris	2004-2012	27	326	12.1	61t	2
Davis, Eric	1996-2000	25	226	9.0	56t	2
Kuechly, Luke	2012-2019	18	153	8.5	32t	1
Minter, Mike	1997-2006	17	421	24.8	62	4
Marshall, Richard	2006-2010	14	315	22.5	73	2
Evans, Doug	1998-2001	14	162	11.6	49	1
Lucas, Ken	2005-2008	13	158	12.2	43	0
Jackson, Donte	2018-2023	13	156	12.0	66	0
Davis, Thomas	2005-2018	13	79	6.1	31	0
Godfrey, Charles	2008-2014	11	179	16.3	38	1
Coleman, Kurt	2015-2017	11	146	13.3	37	2
Grant, Deon	2000-2003	11	137	12.5	43	0
Beason, Jon	2007-2013	9	107	11.9	44	0
Manning, Ricky	2003-2005	9	99	11.0	30	1
Munnerlyn, Captain	2009-13; 2017-18	8	232	29.0	74t	5
Bradberry, James	2016-2019	8	53	6.6	29	0
Boston, Tre	2014-16; 2019-20	7	133	19.0	84t	1
Cota, Chad	1995-1997	7	91	13.0	35	0
Norman, Josh	2012-2015	7	172	24.6	46t	2
Maxie, Brett	1995-1996	7	94	13.4	49	0
Witherspoon, Will	2002-2005	7	93	13.3	35	1
Mills, Sam	1995-1997	7	86	12.3	36t	1
Martin, Sherrod	2009-2012	7	85	12.1	34	0
Hitchcock, Jimmy	2000-2001	6	181	30.2	88t	1
Peppers, Julius	2002-09; 2017-18	6	177	29.5	97	2
Terrell, Pat	1995-1997	6	39	6.5	21	0
Morgan, Dan	2001-2007	5	56	11.2	22	0
Adams, Mike	2017-2018	5	53	10.6	40	0
Harris, Chris	2007-2009	5	49	9.8	30	0
Poole, Tyrone	1995-1997	5	43	8.6	35	0
Howard, Reggie	2001-2003	5	37	7.4	16	0
Wallace, Al	2002-2006	4	96	24.0	53	0
Brady, Jeff	1998	4	85	21.3	43	0
Branch, Colin	2003-2006	4	79	19.8	76	0
Mitchell, Mike	2013	4	63	15.8	38	0
Horn, Jaycee	2021 - 2023	4	62	15.5	31	0
Harper, Roman	2014-2015	4	43	10.8	31t	1
McKyer, Tim	1995	3	99	33.0	96t	1
McCree, Marlon	2005	3	73	24.3	46	0

ALL-TIME INTERCEPTIONS

INTERCEPTORS	YEARS	INTS	YDS	AVG	Long	TDs
White, Melvin	2013-2014	3	32	10.7	23	0
Cook, Toi	1996-1997	3	28	9.3	22	0
Worley, Daryl	2016-2017	3	22	7.3	22	0
Cooper, Deke	2002; 2007	3	19	6.3	19	0
Jones, Colin	2012-2019	3	15	5.0	10	0
Anderson, James	2006-2012	3	6	2.0	5	0
Lester, Robert	2013-2014	3	5	1.7	5	0
Cason, Antoine	2014	2	81	40.5	80	0
Cockrell, Ross	2018-2019	2	70	35.0	37	0
Thompson, Shaq	2015-2023	3	51	17.0	29	0
Henderson, CJ	2021-2023	2	74	37.0	54	0
Fields, Mark	2002-2004	2	51	25.5	30	0
Florence, Drayton	2013	2	40	20.0	38t	1
Nakamura, Haruki	2012	2	39	19.5	21	0
Buckner, Brentson	2001-2005	2	37	18.5	29	0
Alexander, Brent	1998-1999	2	18	9.0	18	0
Greene, Kevin	1996,1998-1999	2	18	9.0	18	0
Burris, Juston	2020-2022	2	17	8.5	17	0
Wells, Dean	1999-2001	2	15	7.5	14	0
Gilmore, Stephon	2021	2	13	6.5	13	0
McDaniel, Emmanuel	2002	2	13	6.5	13	0
Cousin, Terry	2002	2	4	2.0	4	0
Gilbert, Sean	1998-2002	2	4	2.0	4	0
Brown, Derrick	2020 - 2023	2	2	1.0	2	0
Benwikere, Bené	2014-2016	2	1	0.5	1	0
Williams, Shaun	2006	2	1	0.5	1	0
Chinn, Jeremy	2020 - 2023	2	0	0.0	0	0
Tillman, Charles	2015	2	0	0.0	0	0
Woods, Xavier	2022-2023	2	-1	-0.5	2	0
Franklin Jr., Sam	2023	1	99	99.0	99	1
Hill, Troy	2023	1	61	61.0	61	1
Stanford, R.J.	2010-2011	1	53	53.0	53	0
Smith, Rod	1995-96,1997-98	1	43	43.0	43	0
Lofton, Steve	1995-96,1998-99	1	42	42.0	42	0
Reid, Eric	2018-2019	1	39	39.0	39	0
DeCoud, Thomas	2014	1	35	35.0	35	0
Luvu, Frankie	2021-2023	1	33	33.0	33	1
McDowell, Bubba	1995	1	33	33.0	33	0
Kragen, Greg	1995-1997	1	29	29.0	29	0

ALL-TIME INTERCEPTIONS

INTERCEPTORS	YEARS	INTS	YDS	AVG	Long	TDs
Edwards, Dwan	2012-2015	1	27	27.0	27	0
Richardson, Damien	1998-2004	1	27	27.0	27	0
McClain, Robert	2010; 2015-2016	1	24	24.0	24	0
Veland, Tony	1998	1	24	24.0	24	0
Allen, Brian	2002-2004	1	21	21.0	21	0
Senn, Jordan	2009-2013	1	21	21.0	21	0
Nelson, Jonathan	2011	1	20	20.0	20	0
Williams, Teddy	2015-2017	1	19	19.0	19	0
Moorehead, Kindal	2003-2007	1	17	17.0	17	1
Bell, Vonn	2023	1	11	11.0	11	0
Barrow, Micheal	1997-1999	1	10	10.0	10	0
Burton, Shane	2002-2003	1	10	10.0	10	0
Hawkins, Artrell	2004	1	9	9.0	9	0
Kesier, Thomas	2011-2012	1	9	9.0	9	0
Klein, A.J.	2013-2015	1	8	8.0	8	0
Morton, Christian	2006	1	8	8.0	8	0
Ealy, Kony	2014-2016	1	7	7.0	7	0
McGill, Lenny	1998	1	6	6.0	6	0
Johnson, Ed	2010	1	5	5.0	5	0
Manuel, Marquand	2007	1	4	4.0	4	0
Roy, Bravvion	2020 - 2022	1	3	3.0	3	0
Lloyd, Greg	1998	1	3	3.0	3	0
King, Shawn	1995-1998	1	1	1.0	1	0
Lathon, Lamar	1995-1998	1	1	1.0	1	0
Jones, Deion	2023	1	0	0.0	0	0
Anderson, Rashard	2000-2001	1	0	0.0	0	0
Brown, Everette	2009-2010	1	0	0.0	0	0
Diggs, Na'il	2006-2009	1	0	0.0	0	0
Elliott, Javien	2019	1	0	0.0	0	0
Navies, Hannibal	2000-2002	1	0	0.0	0	0
Obada, Efe	2018-2019	1	0	0.0	0	0
Pieri, Damon	1995-1997	1	0	0.0	0	0
Robinson, Eugene	2000	1	0	0.0	0	0
Rucker, Mike	1999-2007	1	0	0.0	0	0
Thomas, Josh	2011-13	1	0	0.0	0	0
Towns, Lester	2000-2003	1	0	0.0	0	0
Whitehead, Tahir	2020	1	0	0.0	0	0
Williams, Jay	2000-2002	1	0	0.0	0	0
Woodall, Lee	2000	1	0	0.0	0	0


ALL-TIME INTERCEPTIONS

INTERCEPTORS	YEARS	INTS	YDS	AVG	Long	TDs
Pugh, Jordan	2010-2011	1	-2	-2.0	-2	0
TOTAL		432	6,047	14.0	99	34

***UPDATED
PLAYER BIOS***



CURRENT PLAYERS



AMARÉ BARNÓ

6'6" // 245

VIRGINIA TECH
BLYTHEWOOD, S.C.

38

OLB

EXPERIENCE (YEARS)		BIRTHDATE	ACQUIRED
NFL	PANTHERS	4.26.99	D6A-22
3	3		


AMARÉ BARNÓ'S NFL REGULAR SEASON DEFENSIVE STATISTICS

DATE	TEAM	GP	GS	TACKLES							INTERCEPTIONS				O. FUMB			ST		MISC								
				TK	S	A	TFL	YDS	SK	YDS	QBH	NO	YDS	LG	TD	PD	FF	FR	TD	YDS	TK	S	A	FF	FR	S	A	
2022	Panthers	9	0	7	6	1	2	12	2.0	10.0	2	0	0	0	0	0	0	0	0	0	0	0	2	2	0	0	0	0
2023	Panthers	15	1	17	11	6	1	0	0.0	0.0	0	0	0	0	0	0	0	0	0	0	0	0	4	2	2	0	0	0
NFL TOTALS		24	1	24	17	7	3	12	2.0	10.0	2	0	0	0	0	0	0	0	0	0	0	0	6	4	2	0	0	0

2024 GAME-BY-GAME PRESEASON STATISTICS (PANTHERS)

DATE	OPPONENT	P/S	TACKLES							INTERCEPTIONS				O. FUMB			ST		MISC									
			TK	S	A	SK	YDS	TFL	YDS	QBH	NO	YDS	LG	TD	PD	FF	FR	TD	YDS	TK	S	A	FF	FR	S	A	W/L	SCORE
08/08	at Patriots																										L	3-17
08/17	Jets																										L	12-15
08/24	at Bills																										W	31-26
2024 TOTALS			0	0	0	0	0	0	0	0	0	0	0	0	0	0	0	0	0	0	0	0	0	0	0	0	0	1-2

CURRENT PLAYERS



**RAHEEM
BLACKSHEAR**
5'9" // 190
VIRGINIA TECH
PHILADELPHIA, PA.

3

RB

EXPERIENCE (YEARS)

NFL	PANTHERS	BIRTHDATE	ACQUIRED
3	3	6.5.98	FA-22

RAHEEM BLACKSHEAR'S NFL REGULAR SEASON RUSHING/RECEIVING STATISTICS

DATE	TEAM	RUSHING							RECEIVING				
		GP	GS	NO.	YDS.	AVG.	LG	TD	NO.	YDS.	AVG.	LG	TD
2022	Panthers	13	1	23	77	3.3	16	3	10	93	9.3	27	0
2023	Panthers	12	0	14	46	3.3	9	0	6	45	7.5	19	0
NFL TOTALS		25	1	37	123	3.3	16	3	16	138	8.6	27	0

RAHEEM BLACKSHEAR'S NFL REGULAR SEASON RETURN STATISTICS

DATE	TEAM	KICKOFF RETURNS					PUNT RETURNS					
		RET.	YDS.	AVG.	LG	TD	NO.	FC	YDS.	AVG.	LG	TD
2022	Panthers	19	513	27.0	66	0	6	0	55	9.2	21	0
2023	Panthers	16	430	26.9	52	0	0	0	0	0.0	0	0
NFL TOTALS		35	943	26.9	66	0	6	0	55	9.2	21	0

2024 GAME-BY-GAME PRESEASON STATISTICS (PANTHERS)

DATE	OPPONENT	P/S	RUSHING					RECEIVING					W/L	SCORE	
			NO.	YDS.	AVG.	LG	TD	NO.	YDS.	AVG.	LG	TD			
08/08	at Patriots		DID NOT PLAY (NON-INJURY)										L	3-17	
08/17	Jets		DID NOT PLAY (NON-INJURY)										L	12-15	
08/24	at Bills		DID NOT PLAY (NON-INJURY)										W	31-26	
2024 TOTALS		0-0	0	0	0.0	0	0	0	0	0.0	0	0	0	1-2	

CURRENT PLAYERS



MIKE BOONE
5'10" // 205
CINCINNATI
MACLENNY, FLA.

34
RB

EXPERIENCE (YEARS)

NFL

PANTHERS

7

2

BIRTHDATE

7.30.95

ACQUIRED

FA-23

MIKE BOONE'S NFL REGULAR SEASON RUSHING/RECEIVING STATISTICS

DATE	TEAM	RUSHING								RECEIVING				
		GP	GS	NO.	YDS.	AVG.	LG	TD	NO.	YDS.	AVG.	LG	TD	
2018	Vikings	8	0	11	47	4.3	20	0	2	1	0.5	1	0	
2019	Vikings	16	2	49	273	5.6	59	3	3	17	5.7	7	0	
2020	Vikings	16	0	11	59	5.4	19	1	2	10	5.0	6	0	
2021	Broncos	8	0	4	35	8.8	16	0	2	22	11.0	19	0	
2022	Broncos	9	0	24	102	4.3	18	0	9	96	10.7	34	0	
2023	Texans	9	0	5	23	4.6	11	0	7	40	5.7	12	0	
2023	Panthers	0	0	0	0	0.0	0	0	0	0	0.0	0	0	
2023	TOTAL	9	0	5	23	4.6	11	0	7	40	5.7	12	0	
NFL TOTALS		66	2	104	539	5.2	59	4	25	186	7.4	34	0	

MIKE BOONE'S NFL REGULAR SEASON RETURN STATISTICS

DATE	TEAM	KICKOFF RETURNS					PUNT RETURNS					
		RET.	YDS.	AVG.	LG	TD	NO.	FC	YDS.	AVG.	LG	TD
2018	Vikings	0	0	0.0	0	0	0	0	0	0.0	0	0
2019	Vikings	0	0	0.0	0	0	0	0	0	0.0	0	0
2020	Vikings	1	17	17.0	17	0	0	0	0	0.0	0	0
2021	Broncos	0	0	0.0	0	0	0	0	0	0.0	0	0
2022	Broncos	0	0	0.0	0	0	0	0	0	0.0	0	0
2023	Texans	4	66	16.5	25	0	0	0	0	0.0	0	0
2023	Panthers	0	0	0.0	0	0	0	0	0	0.0	0	0
2023	TOTAL	4	66	16.5	25	0	0	0	0	0.0	0	0
NFL TOTALS		5	83	16.6	25	0	0	0	0	0.0	0	0

100-YARD RUSHING GAMES (1): REGULAR SEASON

DATE	TEAM	ATT.	YDS.	AVG.	LG	TD
12/29/19	BEARS	17	148	8.7	59	1

2024 GAME-BY-GAME PRESEASON STATISTICS (PANTHERS)

DATE	OPPONENT	P/S	RUSHING					RECEIVING					TD	W/L	SCORE
			NO.	YDS.	AVG.	LG	TD	NO.	YDS.	AVG.	LG	TD			
08/08	at Patriots	S	8	34	4.3	11	0	3	13	4.3	7	0	L	3-17	
08/17	Jets	S	6	22	3.7	12	0	0	0	0.0	0	0	L	12-15	
08/24	at Bills	P	4	20	5.0	10	1	1	10	10.0	10	0	W	31-26	
2024 TOTALS		3-2	18	76	4.2	12	1	4	23	5.8	10	0	1-2		

CURRENT PLAYERS



JONATHON BROOKS
 6'0" // 207
 TEXAS
 HALLETTSVILLE, TEXAS

24
RB


EXPERIENCE (YEARS)
 NFL: **R** PANTHERS: **R**

BIRTHDATE: **7.21.03** ACQUIRED: **02-24**

2024 GAME-BY-GAME PRESEASON STATISTICS (PANTHERS)

DATE	OPPONENT	P/S	RUSHING					RECEIVING					TD	W/L	SCORE
			NO.	YDS.	AVG.	LG	TD	NO.	YDS.	AVG.	LG				
08/08	at Patriots													L	3-17
08/17	Jets													L	12-15
08/24	at Bills													W	31-26
2024 TOTALS		0-0	0	0	0.0	0	0	0	0	0.0	0	0	0	1-2	

CURRENT PLAYERS



DERRICK BROWN
6'5" // 320
AUBURN
BUFORD, GA.

95

DE

EXPERIENCE (YEARS)		BIRTHDATE	ACQUIRED
NFL	PANTHERS	4.15.98	D1-20
5	5		

DERRICK BROWN'S NFL REGULAR SEASON DEFENSIVE STATISTICS

DATE	TEAM	GP	GS	TACKLES								INTERCEPTIONS				O. FUMB				ST				MISC					
				TK	S	A	TFL	YDS	SK	YDS	QBH	NO	YDS	LG	TD	PD	FF	FR	TD	YDS	TK	S	A	FF	FR	S	A		
2020	Panthers	16	15	34	21	13	8	41	2.0	15.0	12	0	0	0	0	4	0	0	0	0	0	0	0	0	0	0	0	0	0
2021	Panthers	16	14	41	27	14	8	35	3.0	28.0	9	0	0	0	0	4	0	0	0	0	0	0	0	0	0	0	0	0	0
2022	Panthers	17	17	67	30	37	5	5	1.0	2.5	12	1	0	0	0	7	0	0	0	0	0	0	0	0	0	0	0	0	0
2023	Panthers	17	17	103	57	46	7	33	2.0	22.0	15	1	2	2	0	6	0	0	0	0	0	0	0	0	0	0	0	0	0
NFL TOTALS		66	63	245	135	110	28	114	8.0	67.5	48	2	2	2	0	21	0	0	0	0	0	0	0	0	0	0	0	0	0

2024 GAME-BY-GAME PRESEASON STATISTICS (PANTHERS)

DATE	OPPONENT	P/S	TACKLES								INTERCEPTIONS				O. FUMB				ST				MISC					
			TK	S	A	SK	YDS	TFL	YDS	QBH	NO	YDS	LG	TD	PD	FF	FR	TD	YDS	TK	S	A	FF	FR	S	A	W/L	SCORE
08/08	at Patriots		DID NOT PLAY (NON-INJURY)																								L	3-17
08/17	Jets		DID NOT PLAY (NON-INJURY)																								L	12-15
08/24	at Bills	S	1	0	1	0.0	0.0	0	0	0	0	0	0	0	0	0	0	0	0	0	0	0	0	0	0	0	W	31-26
2024 TOTALS		1-1	1	0	1	0.0	0.0	0	0	0	0	0	0	0	0	0	0	0	0	0	0	0	0	0	0	0	1-2	

CURRENT PLAYERS



**DEON
CAIN**
6'2" // 202
CLEMSON
TAMPA, FL

88
WR

EXPERIENCE (YEARS)

NFL	PANTHERS	
2	1	

BIRTHDATE	ACQUIRED
8.9.96	FA-24

DEON CAIN'S NFL REGULAR SEASON RUSHING/RECEIVING STATISTICS

DATE	TEAM	GP	GS	RECEIVING					RUSHING				
				NO.	YDS.	AVG.	LG	TD	NO.	YDS.	AVG.	LG	TD
2018	Colts	0	0	0	0	0.0	0	0	0	0	0.0	0	0
2019	Colts	7	3	4	52	13.0	25	0	0	0	0.0	0	0
2019	Steelers	6	3	5	72	14.4	35	0	0	0	0.0	0	0
2019	TOTAL	13	6	9	124	13.8	35	0	0	0	0.0	0	0
2020	Steelers	2	0	0	0	0.0	0	0	0	0	0.0	0	0
2021	Ravens	0	0	0	0	0.0	0	0	0	0	0.0	0	0
2021	Eagles	0	0	0	0	0.0	0	0	0	0	0.0	0	0
2021	TOTAL	0	0	0	0	0.0	0	0	0	0	0.0	0	0
2022	Eagles	0	0	0	0	0.0	0	0	0	0	0.0	0	0
NFL TOTALS		15	6	9	124	13.8	35	0	0	0	0.0	0	0

DEON CAIN'S NFL REGULAR SEASON RETURN STATISTICS

DATE	TEAM	RET.	KICKOFF RETURNS					PUNT RETURNS					
			YDS.	AVG.	LG	TD	NO.	FC	YDS.	AVG.	LG	TD	
2018	Colts	0	0	0.0	0	0	0	0	0	0	0.0	0	0
2019	Colts	0	0	0.0	0	0	0	0	0	0	0.0	0	0
2019	Steelers	0	0	0.0	0	0	0	0	0	0	0.0	0	0
2019	TOTAL	0	0	0.0	0	0	0	0	0	0	0.0	0	0
2020	Steelers	0	0	0.0	0	0	0	0	0	0	0.0	0	0
2021	Ravens	0	0	0.0	0	0	0	0	0	0	0.0	0	0
2021	Eagles	0	0	0.0	0	0	0	0	0	0	0.0	0	0
2021	TOTAL	0	0	0.0	0	0	0	0	0	0	0.0	0	0
2022	Eagles	0	0	0.0	0	0	0	0	0	0	0.0	0	0
NFL TOTALS		0	0	0.0	0	0	0	0	0	0	0.0	0	0

2024 GAME-BY-GAME PRESEASON STATISTICS (BILLS)

DATE	OPPONENT	P/S	RECEIVING					RUSHING					W/L	SCORE	
			NO.	YDS.	AVG.	LG	TD	NO.	YDS.	AVG.	LG	TD			
08/17	at Steelers	P	0	0	0.0	0	0	0	0	0.0	0	0	0	W	9-3
08/24	Panthers	P	3	28	9.3	12	0	0	0	0.0	0	0	0	L	26-31
2024 TOTALS		2-0	3	28	9.3	12	0	0	0	0.0	0	0	0	1-1	