

# BUCS WEEK 14 RELEASE **#GOBUCS**



VS



DECEMBER 9TH, 2018 - 1:00 PM







**TAMPA BAY BUCCANEERS**  
**2018 WEEKLY PRESS RELEASE**  
**COMMUNICATIONS**

**ADVENTHEALTH TRAINING CENTER, TAMPA FLORIDA**  
**TEL (813) 554-1311**  
**FAX (813) 387-6317**

**TAMPA BAY**  
**BUCCANEERS** **VS.** **SAINTS**

**TAMPA BAY BUCCANEERS (5-7) VS. NEW ORLEANS (10-2)**

**SUNDAY, DECEMBER 9, 1:00 P.M. ET**  
**RAYMOND JAMES STADIUM (65,618)**

**NETWORK TELEVISION: FOX**

**PLAY-BY-PLAY: KENNY ALBERT ANALYST: RONDE BARBER SIDELINE: SARA WALSH**

**BUCS RADIO: 98ROCK, FLAGSHIP STATION (WXTB-97.9 FM)**

**PLAY-BY-PLAY: GENE DECKERHOFF ANALYST: DAVE MOORE SIDELINE: T.J. RIVES**

**LAST GAME: TAMPA BAY WON VS. CAROLINA, 24-17; NEW ORLEANS LOST AT DALLAS, 13-10**



**ALL-TIME SERIES**

New Orleans leads the all-time series, 32-21, and the Saints lead the series, 19-14, as NFC South rivals, with Tampa Bay winning the first game this season, 48-40 in New Orleans. The two teams split the series in each of the previous three seasons (2015-17). The Saints swept the Buccaneers from 2012-14, but the Buccaneers swept both contests in 2005 and 2007 before splitting each series from 2008-11, including a 10-3 victory in 2005 in a road contest played in Baton Rouge and a 27-13 win in the 2005 regular season home finale, a victory that clinched the NFC South title for the Buccaneers. Prior to joining the NFC South, Tampa Bay had claimed three of the previous four meetings, including wins in both 1999 and 2001. The Bucs won the first game between the two clubs, a 33-14 triumph at the Superdome in 1977. Tampa Bay tied an NFL record, which has since been broken, by returning three interceptions for touchdowns. The victory marked the Bucs' first regular season win after 26 consecutive losses. More than 8,000 fans greeted the team upon its return to One Buccaneer Place. Tampa Bay and New Orleans split the next four meetings, each winning two straight on the other team's turf before the Saints assembled a six-game winning streak.

**REGULAR SEASON SERIES BY THE NUMBERS**

|   |  |
|---|--|
| <b>Overall Regular Season Series</b> .....      | New Orleans leads series, 32-21                |
| <b>Home Record vs. New Orleans Saints</b> ..... | 9-14   |
| <b>Road Record vs. New Orleans Saints</b> ..... | 12-18  |
| <b>Current Streak</b> .....                     | Buccaneers, two games (12/31/17-9/9/18)        |
| <b>Buccaneers Longest Streak</b> .....          | Two games, seven times, (last 12/31/17-9/9/18) |
| <b>Saints Longest Streak</b> .....              | Seven games (11/6/11-12/28/14)                 |
| <b>Regular Season Point Total</b> .....         | Buccaneers 1,013 – Saints 1,188                |
| <b>Most Points, Buccaneers</b> .....            | 48, twice, last Buccaneers 48-40 (9/9/18)      |
| <b>Most Points, Saints</b> .....                | 44, Saints 44-34 (1987)                        |
| <b>Most Points, both teams</b> .....            | 88, Buccaneers 48-40 (9/9/18)                  |
| <b>Fewest Points, Buccaneers</b> .....          | 0, Saints 41-0 (2012)                          |
| <b>Fewest Points, Saints</b> .....              | 3, Buccaneers 10-3 (2005)                      |
| <b>Fewest Points, both teams</b> .....          | 12, Saints 9-3 (1998)                          |
| <b>Largest Win, Buccaneers</b> .....            | 27 points, Buccaneers 48-21 (2001)             |
| <b>Largest Win, Saints</b> .....                | 41 points, Saints 41-0 (2012)                  |

**2018 Schedule and Results (5-7)**

| <b>DATE</b> | <b>OPPONENT (TV)</b> | <b>TIME/RESULT</b> |
|-------------|----------------------|--------------------|
| 9/9         | at New Orleans (FOX) | W, 48-40           |
| 9/16        | PHILADELPHIA (FOX)   | W, 27-21           |
| 9/24        | PITTSBURGH (ESPN)    | L, 30-27           |
| 9/30        | at Chicago (FOX)     | L, 48-10           |
|             | Bye Week             |                    |
| 10/14       | at Atlanta (FOX)     | L, 34-29           |
| 10/21       | CLEVELAND (FOX)      | W, 26-23 (OT)      |
| 10/28       | at Cincinnati (FOX)  | L, 37-34           |
| 11/4        | at Carolina (FOX)    | L, 42-28           |
| 11/11       | WASHINGTON (FOX)     | L, 16-3            |
| 11/18       | at N.Y. Giants (FOX) | L, 38-35           |
| 11/25       | SAN FRANCISCO        | W, 27-9            |
| 12/2        | CAROLINA (FOX)       | W, 24-17           |
| 12/9        | NEW ORLEANS (FOX)    | 1:00 p.m.          |
| 12/16       | at Baltimore (FOX)   | 1:00 p.m.          |
| 12/23       | at Dallas (FOX)      | 1:00 p.m.          |
| 12/30       | ATLANTA (ESPN)       | 1:00 p.m.          |

HOME GAMES IN ALL CAPS - All Times Eastern  
^ Subject to Flexible Scheduling

**BUCCANEERS PR TWITTER AND MEDIA SITE**

The Tampa Bay Buccaneers Communications staff is on Twitter: **@BuccaneersComms**, the department's official Twitter account, which provides media members with the latest updates on schedules and transactions, as well as notes and facts about the team and its activities.

For all of the team's publicity material, visit **buccaneers.com/media**. There, users will find updated statistics, game notes, bios, rosters, the 2018 Buccaneers Media Guide and more, plus the latest releases from the team.

**Nelson Luis**  
Vice President of Communications  
nluis@buccaneers.nfl.com

**Michael Pehanich**  
Director of Communications  
mpehanich@buccaneers.nfl.com

**Allen Barrett**  
Senior Communications Manager  
abarrett@buccaneers.nfl.com

**Chris King**  
Senior Communications Coordinator  
cking@buccaneers.nfl.com

**Brooke Skelley**  
Communications Coordinator  
bskelley@buccaneers.nfl.com

## STATISTICAL COMPARISON

A look at how the teams match up in the 2018 season rankings:

| Category        | Tampa Bay        | New Orleans      |
|-----------------|------------------|------------------|
| Total Offense   | 1st (442.7 ypg)  | 6th (396.6 ypg)  |
| Rushing Offense | 26th (98.2 ypg)  | 9th (127.4 ypg)  |
| Passing Offense | 1st (358.9 ypg)  | 12th (277.2 ypg) |
| Total Defense   | 27th (395.4 ypg) | 16th (354.7 ypg) |
| Rushing Defense | 21st (121.0 ypg) | 1st (75.4 ypg)   |
| Passing Defense | 28th (274.4 ypg) | 30th (279.3 ypg) |
| Points Scored   | 10th (26.5 ppg)  | t2nd (34.9 ppg)  |
| Points Allowed  | 30th (29.6 ppg)  | 13th (22.4 ppg)  |
| Sacks           | t12th (33.0)     | t5th (37.0)      |
| Sacks Allowed   | t17th (32.0)     | 1st (13.0)       |
| Turnover Margin | 31st (-18)       | t5th (+9)        |

| Team Leaders         | Tampa Bay                            | New Orleans                       |
|----------------------|--------------------------------------|-----------------------------------|
| Rushing Yards        | Peyton Barber (635)                  | Alvin Kamara (742)                |
| Rushing Touchdowns   | Peyton Barber (4)                    | Alvin Kamara (11 - 3rd, NFL)      |
| Passer Rating        | Ryan Fitzpatrick (100.4)             | Drew Brees (123.2 - 1st, NFL)     |
| Passing Yards        | Ryan Fitzpatrick (2,366)             | Drew Brees (3,262)                |
| Passing Touchdowns   | Ryan Fitzpatrick (17)                | Drew Brees (30 - 3rd, NFL)        |
| Receptions           | Mike Evans (66)                      | Michael Thomas (91 - 2nd, NFL)    |
| Receiving Yards      | Mike Evans (1,121 - 3rd, NFL)        | Michael Thomas (1,120 - 4th, NFL) |
| Receiving Touchdowns | Four tied (5)                        | Michael Thomas (8 - t8th, NFL)    |
| Tackles              | Lavonte David (83)                   | Demario Davis (87)                |
| Sacks                | Jason Pierre-Paul (11.5 - t4th, NFL) | Cameron Jordan (10.0 - t9th, NFL) |
| Interceptions        | Andrew Adams (3 - t9th, NFL)         | C. Banjo, M. Williams (2)         |

## PLANNED WEEKLY MEDIA SCHEDULE

### WEDNESDAY, DECEMBER 5

11:45 a.m. - DC Mark Duffner Media Availability  
 11:55 a.m. - Open Locker Room  
 1:10 p.m. - Practice (Open first 30 minutes)  
 3:10 p.m. - HC Dirk Koetter Media Availability  
 3:30 p.m. - New Orleans HC Sean Payton  
 Conference Call with Tampa Bay media.

### THURSDAY, DECEMBER 6

10:45 a.m. - Practice (Open first 30 minutes)  
 12:45 p.m. - HC Dirk Koetter Media Availability  
 12:55 p.m. - QB Jameis Winston Media Availability/  
 Open Locker Room (45 minutes)

### FRIDAY, DECEMBER 7

10:50 a.m. - Practice (Open first 30 minutes)  
 12:00 p.m. - HC Dirk Koetter immediately followed  
 by OC Todd Monken Media Availability, followed by  
 Assistant Coach & Player Media Availability (On-field)

### SATURDAY, DECEMBER 8

No Media Availability

### SUNDAY, DECEMBER 9

1:00 p.m. - Tampa Bay Buccaneers vs. New  
 Orleans Saints at Raymond James Stadium

- ALL TIMES EASTERN -

## NEW & NOTABLE

### DEFENSE STEPPING UP

The Buccaneers offense has been one of the league's best throughout the season, but the team's defense has stepped up over the past seven games.

Since Week 7, the Buccaneers rank second in the NFL in sacks, tied for third in third-down percentage allowed and 10th in passing yards allowed per game during that span.

#### 2018 NFL MOST SACKS (Weeks 7-13)

| Rank      | Team                        | Sacks       |
|-----------|-----------------------------|-------------|
| 1.        | New Orleans Saints          | 25.0        |
| <b>2.</b> | <b>Tampa Bay Buccaneers</b> | <b>24.0</b> |
| 3.        | Kansas City Chiefs          | 22.0        |
| 3.        | Washington Redskins         | 22.0        |
| 5.        | Denver Broncos              | 21.0        |
| 5.        | Los Angeles Rams            | 21.0        |

#### NFL THIRD-DOWN CONVERSION RATE ALLOWED - (Weeks 7-13)

| Rank      | Team                        | 3rd. Conv. | 3rd. Att. | Pct.        |
|-----------|-----------------------------|------------|-----------|-------------|
| 1.        | New York Jets               | 23         | 82        | 28.0        |
| 2.        | Buffalo Bills               | 23         | 72        | 31.9        |
| 3.        | Chicago Bears               | 34         | 103       | 33.0        |
| <b>4.</b> | <b>Tampa Bay Buccaneers</b> | <b>75</b>  | <b>25</b> | <b>33.3</b> |
| 4.        | Los Angeles Rams            | 63         | 21        | 33.3        |

#### 2018 NFL PASSING YARDS ALLOWED PER GAME (Weeks 7-13)

| Rank      | Team                        | Yds./Gm.     |
|-----------|-----------------------------|--------------|
| 1.        | Buffalo Bills               | 155.2        |
| 2.        | Pittsburgh Steelers         | 174.7        |
| 3.        | Minnesota Vikings           | 190.3        |
| 4.        | Arizona Cardinals           | 197.7        |
| 5.        | Baltimore Ravens            | 200.8        |
| 6.        | Los Angeles Chargers        | 201.0        |
| 7.        | San Francisco 49ers         | 202.2        |
| 8.        | Indianapolis Colts          | 207.5        |
| 9.        | Chicago Bears               | 211.9        |
| <b>2.</b> | <b>Tampa Bay Buccaneers</b> | <b>216.3</b> |

### OFFENSIVE EXPLOSION

The Buccaneers offense has been one of the best in the NFL under Dirk Koetter, ranking in the top 10 in both total yards and passing yards since he joined the team in 2015.

This season has seen the Buccaneers offense reach new heights. Through 12 games, Tampa Bay leads the league in total yards per game and passing yards per game, while ranking fourth in yards per play.

#### 2018 NFL MOST NET YARDS PER GAME

| Rank      | Team                        | Yds./Gm.     |
|-----------|-----------------------------|--------------|
| <b>1.</b> | <b>Tampa Bay Buccaneers</b> | <b>442.7</b> |
| 2.        | Los Angeles Rams            | 439.9        |
| 3.        | Kansas City Chiefs          | 437.2        |
| 4.        | Pittsburgh Steelers         | 413.8        |
| 5.        | Los Angeles Chargers        | 399.4        |

#### 2018 NFL MOST PASSING YARDS PER GAME

| Rank      | Team                        | Yds./Gm.     |
|-----------|-----------------------------|--------------|
| <b>1.</b> | <b>Tampa Bay Buccaneers</b> | <b>358.9</b> |
| 2.        | Pittsburgh Steelers         | 330.5        |
| 3.        | Kansas City Chiefs          | 326.9        |
| 3.        | Atlanta Falcons             | 319.5        |
| 5.        | Los Angeles Rams            | 313.8        |

#### 2018 NFL HIGHEST YARDS PER PLAY

| Rank      | Team                        | Yds./Play   |
|-----------|-----------------------------|-------------|
| 1.        | Kansas City Chiefs          | 7.03        |
| 2.        | Los Angeles Chargers        | 6.75        |
| 3.        | Los Angeles Rams            | 6.71        |
| <b>4.</b> | <b>Tampa Bay Buccaneers</b> | <b>6.54</b> |
| 5.        | New Orleans Saints          | 6.20        |

The Buccaneers also rank 10th in points per game this season, averaging 26.5 points per contest.

#### 2018 NFL MOST POINTS PER GAME

| Rank       | Team                        | Pts./Gm.    |
|------------|-----------------------------|-------------|
| 1.         | Kansas City Chiefs          | 37.0        |
| 2.         | Los Angeles Rams            | 34.9        |
| 2.         | New Orleans Saints          | 34.9        |
| 4.         | Pittsburgh Steelers         | 28.8        |
| 5.         | Chicago Bears               | 28.7        |
| 6.         | Los Angeles Chargers        | 28.3        |
| 7.         | New England Patriots        | 27.6        |
| 8.         | Indianapolis Colts          | 27.1        |
| 9.         | Seattle Seahawks            | 26.6        |
| <b>10.</b> | <b>Tampa Bay Buccaneers</b> | <b>26.5</b> |



## NEW & NOTABLE

Tampa Bay's offense has been on a historic pace through the first 11 games of the season. The team's 4,134 passing yards are the second-most through the first 12 games in NFL history, while the team's 5,312 total yards are the sixth-most through the first 12 games in NFL history.

### MOST PASSING YARDS THROUGH FIRST 12 GAMES (NFL History)

| Team                           | Year        | Yards        |
|--------------------------------|-------------|--------------|
| 1. St. Louis Rams              | 2000        | 4,181        |
| <b>2. Tampa Bay Buccaneers</b> | <b>2018</b> | <b>4,134</b> |
| 3. Denver Broncos              | 2013        | 4,039        |
| 4. Indianapolis Colts          | 2014        | 3,915        |
| 5. New Orleans Saints          | 2011        | 3,904        |

### MOST TOTAL YARDS THROUGH FIRST 12 GAMES (NFL History)

| Team                           | Year        | Yards        |
|--------------------------------|-------------|--------------|
| 1. Denver Broncos              | 2013        | 5,502        |
| 2. Los Angeles Rams            | 1951        | 5,443        |
| 3. St. Louis Rams              | 2000        | 5,427        |
| 4. New Orleans Saints          | 2011        | 5,384        |
| 5. Los Angeles Rams            | 1950        | 5,319        |
| <b>6. Tampa Bay Buccaneers</b> | <b>2018</b> | <b>5,312</b> |
| 7. Los Angeles Rams            | 2018        | 5,279        |
| 8. Indianapolis Colts          | 2014        | 5,259        |
| 9. Miami Dolphins              | 1984        | 5,233        |
| 10. Houston Oilers             | 1961        | 5,193        |

Despite having played only 12 games, the team already ranks in the franchise's top five in single-season passing yards and passing touchdowns, while ranking in the top 10 in total yards.

### MOST NET PASSING YARDS - SINGLE SEASON (Team History)

| Rank      | Season       | Yards        |
|-----------|--------------|--------------|
| 1.        | 2017*        | 4,366        |
| <b>2.</b> | <b>2018*</b> | <b>4,134</b> |
| 3.        | 2012         | 3,983        |
| 4.        | 2016*        | 3,926        |
| 5.        | 2015*        | 3,852        |

\*Dirk Koetter offense

### MOST PASSING TOUCHDOWNS - SINGLE SEASON (TEAM HISTORY)

| Rank      | Season       | TD        |
|-----------|--------------|-----------|
| <b>1.</b> | <b>2018*</b> | <b>29</b> |
| 1.        | 2016*        | 29        |
| 3.        | 2012         | 27        |
| 3.        | 2003         | 27        |
| 5.        | 2017*        | 26        |
| 5.        | 2010         | 26        |

\*Dirk Koetter offense

### MOST YARDS - SINGLE SEASON (Team History)

| Rank      | Season       | Yards        |
|-----------|--------------|--------------|
| 1.        | 2015*        | 6,014        |
| 2.        | 2012         | 5,820        |
| 3.        | 2017*        | 5,816        |
| 4.        | 2016*        | 5,542        |
| 5.        | 2008         | 5,456        |
| 6.        | 2003         | 5,453        |
| 7.        | 2010         | 5,362        |
| 8.        | 1984         | 5,321        |
| <b>9.</b> | <b>2018*</b> | <b>5,312</b> |
| 10.       | 2007         | 5,160        |

\*Dirk Koetter offense

### AWESOME ADAM

WR Adam Humphries had his first career multi-touchdown game in Week 9 at Carolina, catching two scores. Since that time, he's added three more touchdown catches, tying for the league lead during that span.

### 2018 NFL TOUCHDOWN RECEPTION LEADERS (Weeks 9-13)

| Rank      | Player (Team)                 | TD       |
|-----------|-------------------------------|----------|
| <b>1.</b> | <b>WR Adam Humphries (TB)</b> | <b>5</b> |
| 1.        | WR Davante Adams (GB)         | 5        |
| 1.        | TE Travis Kelce (KC)          | 5        |
| 4.        | WR Keenan Allen (LAC)         | 4        |
| 4.        | WR Odell Beckham Jr. (NYG)    | 4        |
| 4.        | WR Antonio Brown (PIT)        | 4        |
| 4.        | TE Eric Ebron (DET)           | 4        |
| 4.        | WR Tyreek Hill (KC)           | 4        |
| 4.        | RB Christian McCaffrey (CAR)  | 4        |
| 4.        | WR Michael Thomas (NO)        | 4        |

## NEW & NOTABLE

### EXCELLENT EVANS

Buccaneers WR Mike Evans has been a premier receiver in the NFL since he entered the league in 2014, ranking in the top five in both receiving yards and receiving touchdowns during that span.

This season he has helped lead the Buccaneers' explosive passing attack. He ranks third in the NFL in receiving yards and his 1,121 receiving yards are the most ever by a Buccaneers player through 12 games.

#### 2018 NFL RECEIVING YARDS LEADERS

| Rank | Player (Team)             | Yards        |
|------|---------------------------|--------------|
| 1.   | WR Julio Jones (ATL)      | 1,323        |
| 2.   | WR Adam Thielen (MIN)     | 1,166        |
| 3.   | <b>WR Mike Evans (TB)</b> | <b>1,121</b> |
| 4.   | WR Michael Thomas (NO)    | 1,120        |
| 5.   | WR Tyreek Hill (KC)       | 1,119        |

### AMAZING ADAMS

The Buccaneers signed S Andrew Adams after he was waived by the Giants earlier this season. In Week 13, facing the Carolina Panthers, Adams etched his name in Buccaneers history, intercepting three passes from Panthers QB Cam Newton. He joins Ronde Barber (twice) and Aqib Talib as the only players in franchise history with at least three interceptions in a game.

#### PLAYERS WITH THREE INTERCEPTIONS (Single Game – Team History)

| Player          | Opponent, Date            | INT |
|-----------------|---------------------------|-----|
| 1. Andrew Adams | vs. Carolina, 12/2/18     | 3   |
| 1. Ronde Barber | vs. New Orleans, 12/23/01 | 3   |
| 1. Ronde Barber | at New Orleans, 12/4/05   | 3   |
| 1. Aqib Talib   | at Washington, 10/4/09    | 3   |

Dating back to the 2012 season, Adams is one of only two players in the NFL to record at least three interceptions in a game (also Tennessee S Kevin Byard, 10/22/17 vs. Cleveland).

### JPP SACK ATTACK

This offseason, looking to bolster the team's pass rush, the Buccaneers traded for defensive end Jason Pierre-Paul. Through 12 games, Pierre-Paul has been everything the team could have hoped for, recording 11.5 sacks - tied for the fourth-most in the NFL - and tying for the ninth-most quarterback hits in the league (19).

#### 2018 NFL SACK LEADERS

| Rank | Player (Team)                    | Sacks       |
|------|----------------------------------|-------------|
| 1.   | DT Aaron Donald (LAR)            | 16.5        |
| 2.   | LB Von Miller (DEN)              | 12.5        |
| 3.   | DE Chandler Jones (ARI)          | 12.0        |
| 4.   | <b>DE Jason Pierre-Paul (TB)</b> | <b>11.5</b> |
| 4.   | DE Myles Garrett (CLE)           | 11.5        |
| 4.   | DE Danielle Hunter (MIN)         | 11.5        |
| 4.   | DE J.J. Watt (HOU)               | 11.5        |

Pierre-Paul's 11.5 sacks are the ninth-most in a single season in team history.

#### 2018 NFL SACK LEADERS

| Rank | Player (Team)           | Sacks |
|------|-------------------------|-------|
| 1.   | Warren Sapp, 2000       | 16.5  |
| 2.   | Simeon Rice, 2002       | 15.5  |
| 3.   | Simeon Rice, 2003       | 15.0  |
| 4.   | Simeon Rice, 2005       | 14.0  |
| 5.   | Marcus Jones, 2000      | 13.0  |
| 5.   | Lee Roy Selmon, 1977    | 13.0* |
| 7.   | Warren Sapp, 1999       | 12.5  |
| 8.   | Simeon Rice, 2004       | 12.0  |
| 9.   | Jason Pierre-Paul, 2018 | 11.5  |
| 10.  | Simeon Rice, 2001       | 11.0  |
| 10.  | Lee Roy Selmon, 1978    | 11.0* |
| 10.  | Lee Roy Selmon, 1979    | 11.0* |
| 10.  | Lee Roy Selmon, 1983    | 11.0  |
| 10.  | Broderick Thomas, 1991  | 11.0  |

**Team**

- The Buccaneers have recorded at least four sacks in each of the past three games. With four or more sacks against New Orleans, the team will tie a team record for consecutive games with at least four sacks (also: 11/14/04 at ATL-12/5/04 vs. ATL).
- The Buccaneers recorded four interceptions against Carolina. With four or more interceptions against New Orleans, it will mark only the second time in franchise history the team has posted consecutive games with four or more interceptions (also: 10/4/81 vs. DET-10/11/81 at GB). The Buccaneers would be the first team in the NFL to post consecutive games with four or more interceptions since Baltimore in 2017 (9/10/17 at CIN-9/17/17 vs. CLE).
- The Buccaneers have recorded at least 500 yards of offense in five games this season. With one more game of 500 or more yards, the team will tie Denver (six in 2013) and Houston (six in 1961) for the most 500-yard games in a single season in NFL history.
- The Buccaneers have 4,134 passing yards through the first 12 games. The team needs 18 more to pass New England (4,151 in 2011) for fifth-most, 51 more to pass Indianapolis (4,184 in 2014) for fourth-most, 94 more to pass New Orleans (4,227 in 2011) for third-most, 227 more to pass St. Louis (4,360 in 2000) for second-most and 303 more to pass Denver (4,436 in 2013) for the most passing yards through 13 games in NFL history.
- The Buccaneers have 5,312 total yards through the first 12 games. The team needs 228 more to pass New Orleans (5,534 in 2009) for 10th-most, 240 more to pass Pittsburgh (5,551 in 2014) for ninth-most, 259 more to pass Miami (5,570 in 1984) for eighth-most, 273 more to pass San Francisco (5,584 in 1998) for seventh-most, 290 more to pass Denver (5,601 in 2000) for sixth-most, 310 more to pass Indianapolis (5,621 in 2014) for fifth-most, 394 more to pass St. Louis (5,705 in 2000) for fourth-most, 455 more to pass Houston (5,766 in 1961) for third-most, 510 more to pass New Orleans (5,821 in 2011) for second-most and 742 more to pass Denver (6,053 in 2013) for the most yards through 13 games in NFL history.
- The Buccaneers have 29 passing touchdowns this season, tied for the most in a single season in team history. The team needs one more to pass 2016 (29) for the most passing touchdowns in a season in team history.
- Tampa Bay has 4,134 passing yards this season, the second-most in a single season in team history. The team needs 233 more to pass 2017 (4,366) for the most passing yards in a season in franchise history.
- Tampa Bay has 5,312 total yards this season. The team needs 10 more to pass 1984 (5,321) for eighth-most, 51 more to pass 2010 (5,362) for seventh-most, 142 more to pass 2003 (5,453) for sixth-most, 145 more to pass 2008 (5,456) for fifth-most, 231 more to pass 2016 (5,542) for fourth-most, 503 more to pass 2017 (5,814) for third-most and 509 more to pass 2012 (5,820) for the second-most yards in a season in franchise history.
- Tampa Bay has scored 318 points this season. The team needs 16 points to tie 2007 (334) for 10th-most, 17 points to tie 2017 & 1984 (335) for eighth-most, 23 more to tie 2010 (341) for seventh-most, 24 more to tie 2015 (342) for sixth-most, 28 more to tie 2002 (346) for fifth-most, 36 more to tie 2016 (354) for fourth-most and 43 more to tie 2008 (361) for the third-most points in a season in team history.
- Tampa Bay has scored at least 325 points in each of the past three seasons, the longest such streak in team history. With seven more points this season, the team would extend that record.

**S Andrew Adams**

- Adams recorded three interceptions against Carolina. If he records three or more interceptions against New Orleans, he will be only the second player in NFL history to post consecutive games with at least three interceptions (also, Bobby Ply, Dallas Texans: 12/9/1962 vs. DEN-12/16/1962 vs. SD).
- If Adams records multiple interceptions against New Orleans, he will be the first player in team history to register consecutive games with multiple interceptions.
- If Adams records an interception against New Orleans, he will be the first Buccaneers player to tally consecutive games with an interception since 2016 (Keith Tandy, two games: 12/4/16 at SD-12/11/16 vs. NO).

**RB Peyton Barber**

- Barber has rushed for a score in each of the past three games. With a rushing touchdown against New Orleans, he will be the first Buccaneers player to rush for a touchdown in four consecutive games since Earnest Graham in 2007 (franchise record six games: 11/4/07 vs. ARI-12/16/07 vs. ATL).

**TE Cameron Brate**

- Brate has 21 career touchdown catches. He needs two more to tie Bruce Hill (23 from 1987-91) for the eighth-most touchdown receptions in team history.
- Brate has 152 career receptions. He needs 33 more to pass Dave Moore (184 from 1992-2001, 2004-06) for the fourth-most receptions by a tight end in team history.
- Brate has 1,777 career receiving yards. He needs 29 more to pass Dave Moore (1,805 from 1992-2001, 2004-06) for the fourth-most receiving yards by a tight end in team history.

**LB Lavonte David**

- David has 12 career fumble recoveries, tied for the most in team history. He needs one more to pass Ronde Barber (12 from 1997-2012) for the most fumble recoveries in franchise history.
- David has 19.5 career sacks, and needs 8.5 more to pass Broderick Thomas (26.5 from 1989-93) for the most sacks by a linebacker in franchise history.
- David has 10 career interceptions, and needs one more to pass Dave Lewis (10 from 1977-81) for second-most, and 15 more to tie Derrick Brooks (25 from 1995-2008) for the most interceptions by a linebacker in franchise history.
- David has three career defensive touchdowns and needs one more to tie for the third-most in franchise history (David Logan, 1979-96; Mike Washington, 1976-84).

**CB Javien Elliott**

- Elliott recorded an interception against Carolina. If Elliott records an interception against New Orleans, he will be the first Buccaneers player to tally consecutive games with an interception since 2016 (Keith Tandy, two games: 12/4/16 at SD-12/11/16 vs. NO).



#### **WR Mike Evans**

- Evans has 1,121 receiving yards this season. He needs 25 more to pass Vincent Jackson (1,145 in 2012) for second-most and 76 more to pass Keyshawn Johnson (1,196 in 2001) for the most receiving yards through 13 games in franchise history.
- Evans has 1,121 receiving yards this season. He needs 56 more to pass Kevin House (1,176 in 1981) for 10th-most, 73 more to pass Michael Clayton (1,193 in 2004) for ninth-most, 86 more to pass his own mark (1,206 in 2015) for eighth-most, 104 more to pass Vincent Jackson (1,224 in 2013) for seventh-most, 128 more to pass Antonio Bryant (1,248 in 2008) for sixth-most, 146 more to pass Keyshawn Johnson (1,266 in 2001) for fifth-most, 167 more to pass Joey Galloway (1,287 in 2005) for fourth-most and 201 more to pass his own mark (1,321 in 2016) for the third-most receiving yards in a season in team history
- Evans has recorded 5,652 receiving yards in his first five seasons. He needs 42 to pass Sterling Sharpe (5,741 from 1988-92) for 10th-most, 158 to pass T.Y. Hilton (5,861 from 2012-16) for ninth-most, 166 to pass DeAndre Hopkins (5,865 from 2013-17) for eighth-most, 173 to pass Calvin Johnson (5,872 from 2007-11) for seventh-most and 276 to pass Larry Fitzgerald (5,975 from 2004-08) for the sixth-most receiving yards in a players' first five seasons since the 1970 NFL/AFL merger.

#### **QB Ryan Fitzpatrick**

- Fitzpatrick has four games of 400 or more passing yards this season - tied for the most in a single season in NFL history. With one more 400-yard game, he will set an NFL record, passing Peyton Manning (2013) and Dan Marino (1984) for the most 400-yard games in a single season.
- Fitzpatrick has three passing touchdowns of 70 or more yards this season. He needs one more to tie Doug Williams (four in 1981) for the most passing touchdowns of 70 or more yards in a single season in team history. Fitzpatrick would also tie the team career record for touchdowns of 70 or more yards (Brad Johnson, Vinny Testaverde, Doug Williams - four each).
- Fitzpatrick has 17 passing touchdowns this season and needs three more to tie Brian Griese (20 in 2004), Vinny Testaverde (20 in 1989) and Doug Williams (20 in 1980) for ninth-most, four more to tie Trent Dilfer (21 in 1997 & 1998) for seventh-most, five more to tie Brad Johnson (22 in 2002) and Jameis Winston (22 in 2015) for fifth-most, eight more to tie Josh Freeman (25 in 2010) for fourth-most, nine more to tie Brad Johnson (26 in 2003) for third-most, 10 more to tie Josh Freeman (27 in 2012) for second-most and 11 more to tie Jameis Winston (28 in 2016) for the most passing touchdowns in a season in team history.

#### **WR Adam Humphries**

- Humphries has caught a touchdown in each of the past three games. With a touchdown catch against New Orleans, it will tie the franchise record for consecutive games with a touchdown reception, marking only the ninth time in team history that a player has done so (last: Chris Godwin, 12/31/17 at NO-9/24/18 vs. PIT).

#### **WR DeSean Jackson**

- Jackson has 36 career 100-yard receiving games, the fourth-most of any active player and the fifth-most by any player since he entered the league in 2008.
- Jackson has four receiving touchdowns of 80 or more yards and needs one more to tie the NFL record of five, shared by Derrick Alexander, Lance Alworth, Bob Hayes and Jerry Rice.
- Jackson has 29 career touchdowns of 50 or more yards and needs one more to pass Randy Moss (29) for the second-most total touchdowns of 50 or more yards in NFL history.

#### **DT Gerald McCoy**

- McCoy has seven career multi-sack games and needs one more to pass Broderick Thomas (seven from 1989-1993) for the third-most in franchise history.
- McCoy has recorded a sack in each of the past three games. With a sack against Carolina, he will set a new career-long sack streak.

#### **DE Jason Pierre-Paul**

- Pierre-Paul has two games with multiple sacks this season. With one more multi-sack game, he will tie Chidi Ahanotu (three in 1997), Santana Dotson (three in 1992), Simeon Rice (three in 2001, 2004 & 2005) and Lee Roy Selmon (three in 1983) for the fifth-most multi-sack games in a season by a Buccaneers player.
- Pierre-Paul has 11.5 sacks this season. He needs 0.5 more to tie Simeon Rice (12.0 in 2004) for eighth-most, 1.0 more to tie Warren Sapp (12.5 in 1999) for seventh-most, 1.5 more to tie Marcus Jones (13.0 in 2000) and Lee Roy Selmon (13.0 in 1977) for fifth-most and 2.5 more to tie Rice (14.0 in 2005) for the fourth-most sacks in a single season in team history.

#### **QB Jameis Winston**

- Winston has registered a passer rating over 100 in each of the past three games. With a passer rating of over 100 against New Orleans, he will tie Vinny Testaverde for the second-longest such streak in team history (9/23/90 vs. DET-10/14/90 vs. GB). The longest streak in team history belongs to Josh Freeman (five consecutive, 10/14/12 vs. KC-11/11/12 vs. SD).
- Winston has thrown for at least two touchdowns in each of the past three games. With two or more touchdown passes against New Orleans, he will tie a career-long streak with multiple touchdown passes (also 10/23/16 at SF-11/13/16 vs. CHI).
- Winston has 13,577 career passing yards and needs 1,244 more to pass Vinny Testaverde (14,820 from 1987-92) for the most passing yards in franchise history.
- Winston has three career games with at least four touchdown passes, tied for the most in team history. He needs one more to pass Brad Johnson (four from 2001-03) for the most such games in team history.
- Winston has 13,577 career passing yards. He needs 662 more to pass Matt Ryan (14,238 from 2008-11) for 10th-most, 950 more to pass Cam Newton (14,426 from 2011-14) for ninth-most, 1,030 more to pass Drew Bledsoe (14,642 from 1993-96) for eighth-most, 1,114 more to pass Derek Carr (14,690 from 2014-17) for seventh-most, 1,182 more to pass Andy Dalton (14,758 from 2011-14) for sixth-most, 1,262 more to pass Andrew Luck (14,838 from 2012-15) for fifth-most, 1,374 more to pass Blake Bortles (14,928 from 2014-17) for fourth-most, 1,884 more to pass Ryan Tannehill (15,460 from 2012-15) for third-most, 2,600 more to pass Dan Marino (16,177 from 1983-86) for second-most and 3,051 more to pass Peyton Manning (16,418) for the most passing yards by a player from their rookie season through their fourth season.



### **FORMER BUCCANEERS**

- Saints Assistant Special Teams Coach Kevin O'Dea served as the special teams coordinator in Tampa Bay in 2014-15 and previously coached with the team from 1996-2001.
- Director of Player Engagement Fred McAfee played for the Buccaneers in 1999.

### **FORMER SAINTS**

- Buccaneers Defensive Backs Coach Brett Maxie played nine seasons with the Saints (1985-93).
- Buccaneers Assistant Defensive Line Coach Paul Spicer played for the New Orleans Saints during their Super Bowl season in 2009.
- Buccaneers TE Cameron Brate spent one week on the New Orleans practice squad (Week 2, 2015).
- Buccaneers CB De'Vante Harris played for the Saints from 2016-18.
- Buccaneers QB Ryan Griffin spent two seasons in New Orleans (2013-14).

### **COACHING CONNECTIONS**

- Buccaneers Offensive Line Coach George Warhop and Saints Head Coach Sean Payton coached together in Dallas (2003-04).
- Buccaneers Defensive Backs Coach Brett Maxie (2003-06) coached alongside Saints Defensive Coordinator Dennis Allen (2002-05) and Quarterbacks Coach Joe Lombardi coached together in Atlanta (2003-05).
- Buccaneers Head Coach Dirk Koetter and Game Management Coach Andrew Weidinger coached alongside Saints Linebackers Coach Mike Nolan in Atlanta (2012-14).
- Saints Secondary Coach Aaron Glenn played for the Jacksonville Jaguars in 2007 while Dirk Koetter was the offensive coordinator there.
- Buccaneers Assistant Defensive Line Coach Paul Spicer played with Aaron Glenn while they were members of the Jaguars in 2007.
- George Warhop was on Mike Nolan's coaching staff when Nolan was the head coach in San Francisco (2005-08).
- Buccaneers Secondary Coach Jon Hoke coached alongside Saints Assistant Offensive Line Coach Brendan Nugent (2013-14) and Assistant Special Teams Coach Kevin O'Dea (2011-12) in Chicago.

### **STAFF CONNECTIONS**

- Buccaneers Assistant Special Teams Coach Carlos Polk and Saints QB Drew Brees were teammates with the San Diego Chargers (2001-05).
- Buccaneers QB Ryan Griffin was in his final season at Tulane when Saints Senior Offensive Assistant/Wide Receivers Coach Curtis Johnson was the head coach of the Green Wave.

### **LOUISIANA TIES**

- Buccaneers Offensive Coordinator Todd Monken worked as the running backs and wide receivers coach at Louisiana Tech and later as the passing game coordinator and wide receivers coach for Louisiana State.
- Buccaneers Special Teams Coordinator Nate Kaczor spent time as the tight ends coach (2006) and later the co-offensive coordinator (2007) for Louisiana-Monroe.
- Buccaneers College Scout Tony Kinkela worked as the director of football operations for Tulane University for three seasons (2006-08).
- Buccaneers T Demar Dotson is a native of Alexandria.
- Buccaneers QB Ryan Griffin played collegiately at Tulane.

### **FLORIDA TIES**

- Saints Senior Offensive Assistant/Wide Receivers Coach Curtis Johnson was the wide receivers coach at Miami, during which he coached Andre Johnson, Reggie Wayne and Santana Moss.
- Saints LB Alex Anzalone played collegiately at Florida.
- Saints DE Trey Hendrickson is a native of Apopka and played collegiately at Florida Atlantic.
- Saints WR Tommylee Lewis is a native of West Palm Beach.
- Saints WR Tre'Quan Smith is native of Delray Beach and played collegiately at Central Florida.

### **FORMER NFL TEAMMATES**

- Buccaneers WR DeSean Jackson and Saints S Kurt Coleman played together in Philadelphia (2010-13).
- Buccaneers LB Adarius Taylor played with Coleman and LB A.J. Klein in Carolina (2014).
- Buccaneers C Ryan Jensen played with Saints TE Benjamin Watson in Baltimore (2016-17).
- Buccaneers QB Ryan Fitzpatrick played with Saints WR Brandon Marshall in New York (2015-16).

### **FORMER COLLEGE TEAMMATES**

- Buccaneers P Bryan Anger and Saints DE Cameron Jordan were teammates at California (2007-10).
- Buccaneers LB Adarius Taylor and Saints DE Trey Hendrickson were teammates at Florida Atlantic (2013).
- Buccaneers DE Noah Spence (2012-13) played alongside Saints S Vonn Bell (2013-15), CB Eli Apple (2013-15) and WR Michael Thomas (2012-15) at Ohio State.

## HEAD TO HEAD

### New Orleans leads 31-20 (Regular Season)

| Season | Result        | Site        | Season | Result        | Site        |
|--------|---------------|-------------|--------|---------------|-------------|
| 1977   | W, 33-14      | New Orleans | 2006   | L, 24-21      | New Orleans |
| 1978   | L, 17-10      | Tampa       |        | L, 31-14      | Tampa       |
| 1979   | L, 42-14      | Tampa       | 2007   | W, 31-14      | Tampa       |
| 1981   | W, 31-14      | New Orleans |        | W, 27-23      | New Orleans |
| 1982   | W, 13-10      | New Orleans | 2008   | L, 24-20      | New Orleans |
| 1983   | L, 24-21      | Tampa       |        | W, 23-20      | Tampa       |
| 1984   | L, 17-13      | New Orleans | 2009   | L, 38-7       | Tampa       |
| 1985   | L, 20-13      | New Orleans |        | W, 20-17 (OT) | New Orleans |
| 1986   | L, 38-7       | New Orleans | 2010   | L, 31-6       | Tampa       |
| 1987   | L, 44-34      | New Orleans |        | W, 23-13      | New Orleans |
| 1988   | L, 13-9       | New Orleans | 2011   | W, 26-20      | Tampa       |
| 1989   | W, 20-10      | Tampa       |        | L, 27-16      | New Orleans |
| 1990   | L, 35-7       | New Orleans | 2012   | L, 35-28      | Tampa       |
| 1991   | L, 23-7       | New Orleans |        | L, 41-0       | New Orleans |
| 1992   | L, 23-21      | New Orleans | 2013   | L, 16-14      | Tampa       |
| 1994   | L, 9-7        | Tampa       |        | L, 42-17      | New Orleans |
| 1996   | W, 13-7       | Tampa       | 2014   | L, 37-31 (OT) | New Orleans |
| 1998   | L, 9-3        | New Orleans |        | L, 23-20      | Tampa       |
| 1999   | W, 31-16      | New Orleans | 2015   | W, 26-19      | New Orleans |
| 2001   | W, 48-21      | Tampa       |        | L, 24-17      | Tampa       |
| 2002   | L, 26-20 (OT) | Tampa       | 2016   | W, 16-11      | Tampa       |
|        | L, 23-20      | New Orleans |        | L, 31-24      | New Orleans |
| 2003   | L, 17-14      | Tampa       | 2017   | L, 30-10      | New Orleans |
|        | W, 14-7       | New Orleans |        | W, 31-24      | Tampa       |
| 2004   | W, 20-17      | New Orleans | 2018   | W, 48-40      | New Orleans |
|        | L, 21-17      | Tampa       |        |               |             |
| 2005   | W, 10-3       | Baton Rouge |        |               |             |
|        | W, 27-13      | Tampa       |        |               |             |



## STANDOUT PERFORMANCES

Below are highlights of how selected Buccaneers have performed during their careers against the New Orleans Saints.

P Bryan Anger: Punted three times for 150 yards (50.0 avg.), with two downed inside the 20 and a net average of 49.7 (12/27/15)... Placed his final two punts of the game inside the Saints' five-yard line (12/11/16).

TE Cam Brate: Caught a 12-yard touchdown (12/24/16).

DE Vinny Curry: Notched a sack (9/9/18).

LB Lavonte David: Combined for 102 tackles (12 for loss), nine passes defended, 2.5 sacks and two forced fumbles in 13 career games against the Saints... Registered 1.5 sacks to go along with six tackles and two passes defended (9/15/13)... In an overtime loss (10/5/14), led all players with 14 tackles... Notched 13 tackles and two passes defended (12/13/15)... Notched seven tackles and one sack (12/24/16)... Forced a fumble that was recovered by the Buccaneers, along with tallying seven tackles (one for loss) and a pass defended (11/5/17).

S Justin Evans: Recovered a fumble, returning it 34 yards for a touchdown in a 48-40 Buccaneers win (9/9/18).

WR Mike Evans: Caught his 12th touchdown pass of the season, establishing a new franchise record (12/28/14)... Had seven catches for 97 yards and a touchdown (12/24/16)... Caught seven passes for 147 yards and a touchdown in a Buccaneers win (9/9/18).

QB Ryan Fitzpatrick: had a record-setting day, earning NFC Offensive Player of the Week after throwing for a career-high 417 yards, with four touchdowns and no interceptions for a 156.2 passer rating, while also rushing for 36 yards and a touchdown (9/9/18).

WR Chris Godwin: Recovered a fumbled punt, setting up a Buccaneers touchdown (11/5/17)... Named NFC Offensive Player of the Week after catching seven passes for 111 yards and the game-winning touchdown (12/31/17)... Had three catches for 41 yards and a touchdown in a Tampa Bay victory (9/9/18).

CB Brent Grimes: As a member of the Atlanta Falcons, grabbed an interception and had two passes defended (11/2/09)... Had five tackles and one interception in a Falcons win at New Orleans (9/26/10)... Recorded an interception in win (12/11/16).

WR Adam Humphries: Caught first career touchdown against New Orleans (12/13/15)... Had seven catches for 102 yards in a Buccaneers victory (12/31/17).

WR DeSean Jackson: As a member of the Philadelphia Eagles, caught four passes for 101 yards, including a 71-yard touchdown (9/20/09)... Recorded three receptions for 100 yards, with a 77-yard touchdown, as a member of the Eagles (11/5/12)... Caught five passes for 146 yards and two touchdowns in a Buccaneers victory (9/9/18).

DT Gerald McCoy: Has played 14 career games against New Orleans (2010-18), totaling 34 tackles, six tackles for loss, four passes defended and 2.5 sacks.

RB Jacquizz Rodgers: Totaled 78 yards from scrimmage (63 rushing yards, 15 receiving yards), with a rushing touchdown.

CB Ryan Smith: Blocked an extra point and led the team with nine tackles (11/5/17)... Recovered a fumble in a Tampa Bay victory (9/9/18).

QB Jameis Winston: Completed 14-of-21 passes for 207 yards, with one touchdown, for a 114.6 passer rating, while adding six rushes for 23 yards and a touchdown (9/20/15).



Dirk Koetter was named the 11th head coach in franchise history on January 15, 2016, after serving as offensive coordinator in 2015.

Since joining Tampa Bay, Koetter has helped guide the Buccaneers to one of the NFL's top offenses, ranking seventh in yards per game (361.9), having the third-highest third-down conversion rate (43.0 pct.) and totaling the fifth-most first downs (1,028) during that timeframe.

Tampa Bay has tallied three of the top four offensive seasons in franchise history under Koetter's leadership, while also registering three of the top 10 seasons in scoring offense. The Buccaneers are one of only five teams to record at least 5,500 yards and 335 points in each of the past three seasons (also Atlanta Falcons, New England Patriots, New Orleans Saints and Pittsburgh Steelers).

Despite injuries at the quarterback position in 2017, Koetter's offense still produced the most passing yards in franchise history (4,366), along with the most first downs (352) and the most passing first downs (243), as well as the highest yards per attempt (7.61). The Buccaneers finished the 2017 season leading the league in passing first downs, ranking second in total first downs, fourth in net passing yards per game (272.9) and third down conversion rate (43.4 pct.) and tying for the 10th-most passing touchdowns (26).

While a shoulder injury forced quarterback Jameis Winston to miss the first playing time of his career, he still managed to post career bests in completion percentage (63.8 pct.), yards per attempt (7.9) and passer rating (92.2), while posting a career-low interception rate (2.5 pct.). His 7.93 yards per attempt set a single-season franchise record and his six 300-yard passing games were the most in a single season in team history. Winston also ranked in the top five in franchise history in single-season passer rating. He averaged 269.5 passing yards per game, which was the sixth-highest mark in the NFL. He also ranked fourth in both yards per attempt and yards per completion (12.43). Winston finished his third season with the third-most passing yards by a player from their rookie season through their third season, trailing only Andrew Luck and Peyton Manning, while registering the seventh-most passing touchdowns.

In his first season as an NFL head coach, Koetter led Tampa Bay to a 9-7 record, the team's most wins since 2010 and the second-most wins by any coach in their first season with the Buccaneers (Jon Gruden – 12). The Buccaneers set a franchise record for third-down conversion rate in 2016 at 43.9 pct.

In 2016, Koetter continued to help with the development of quarterback Jameis Winston, who set single-season franchise records for passing yards (4,090) and passing touchdowns (28). Winston became the youngest player to throw for 50 touchdowns in NFL history and the first player in league history to throw for at least 4,000 yards in each of his first two seasons.

Much of Winston's success in 2016 came from throwing to wide receiver Mike Evans, who earned his first career Pro Bowl nod after recording 96 catches for 1,321 yards and 12 touchdowns. His 12 touchdown receptions tied Evans' own franchise record and tied for the second-most in the NFL in 2016, while his 1,321 receiving yards were the third-most in a season in team history and the fourth-most in the league that season. Evans' 96 receptions are the second-most ever by a Buccaneer and ranked sixth in the NFL in 2016.

The 2016 season also saw a breakout performance from tight end Cameron Brate, who tied for the NFL lead in touchdown catches by a tight end, with eight, which matched the highest mark ever by a Buccaneers tight end (Jimmie Giles, 1985). Brate was second on the team in both receptions (57) and receiving yards (660), both of which ranked in the top 10 in Buccaneers history for tight ends.

Koetter's first season also saw a defensive improvement, with the Buccaneers recording 29 takeaways, the third-highest mark in the NFL and an improvement from 23 the previous season. After allowing 26.1 points per game in 2015 (26th in the league), the 2016 team allowed only 23.1 points per game (15th in the league). Tampa Bay punter Bryan Anger also had the best punting season in team history in 2016, setting franchise records for punts inside the 20 (37 – tied for the third-most in the NFL) and net punting average (42.7, the fourth-best mark in the NFL).

In his first season with Tampa Bay (2015), Koetter helped pilot one of the most successful offenses in the NFL and one of the best in team history. The team set the franchise record for total yards (6,014 – 357.0 per game), while posting the second-most rushing yards (2,162 – 135.1 per game), the then-second-most passing yards (3,852 – 240.8 per game), along with the then-fifth-most total points (342 – 21.4 per game). Tampa Bay ranked fifth in the NFL in yards per game (375.9), fifth in rushing yards per game (135.1) and second in the league in rush average (4.75). It marked the first time in franchise history that the Buccaneers have finished in the top five in total offense.

Much of Tampa Bay's offensive success in 2015 came at the hands of rookie quarterback Jameis Winston, who accounted for 28 total touchdowns (22 passing, six rushing). Koetter also helped guide Winston to 4,042 passing yards, which were the second-most in a single season in team history and then the third-most by a rookie in NFL history. Winston's 22 passing touchdowns were tied for the fourth-most in a single season in team history and the fourth-most by a rookie in NFL history. His six rushing touchdowns and 28 combined touchdowns were the most in a single season by a Buccaneers quarterback, while his 28 total touchdowns were tied for the third-most by a rookie in NFL history.

Prior to Koetter's arrival, the Buccaneers ranked 29th in rushing and tied for 29th in sacks allowed in 2014. In 2015, under Koetter's guidance, the unit completed an impressive turnaround. Despite starting two rookies on the offensive line, Tampa Bay still managed to block for the NFL's second-leading rusher (Doug Martin – 1,402 yards) and tied for the fourth-fewest sacks in the league. While Martin was a large part of the team's success running the ball, he was aided by running back Charles Sims, who totaled 1,090 scrimmage yards (107 rushes for 529 yards, 51 catches for 561 yards). Sims averaged 6.9 yards per touch, the most by any player in the NFL with at least 150 touches since 2011 (Darren Sproles in 2011, 7.6 avg.). Martin and Sims' combined 2,566 yards from scrimmage were the most by a running back duo in the NFL in 2015 and set a franchise record for backfield teammates.



Koetter also played a key role in revamping the Buccaneers' passing game. Part of the team's success passing the ball came from targeting top wide receiver Mike Evans, who caught 74 passes for 1,206 yards. His 1,206 yards are the seventh-most in a single season in team history and stood as the 11th-most in the league in 2015. Sims' 561 receiving yards were the fourth-most by a running back in the NFL in 2015, while his four receiving touchdowns set a franchise record and tied for the second-most in the league by a running back.

Koetter joined the Buccaneers after three seasons working as the offensive coordinator for the Atlanta Falcons (2012-14). During his three seasons with Atlanta, the team cumulatively ranked second in the NFL in completion percentage (67.4), third in third-down conversion percentage (44.1), fourth in passing yards (277.2 per game), ninth in passing touchdowns (86), ninth in passer rating (93.9), 10th in points (24.0 per game) and 10th in total yardage (363.5 per game), while posting the second-fewest penalties (243) and penalty yards (2,043), seventh-fewest turnovers (69) and the ninth-lowest interception percentage (2.4) in the league. Koetter was part of the Falcons staff that went 13-3 in 2012 and played in the NFC Championship Game.

Under Koetter, Falcons quarterback Matt Ryan posted three of the four highest passing yardage seasons in franchise history to that point, as well as three of the five highest completion percentage seasons. In 2012, Ryan set then-franchise records and personal bests in passing yards (4,719), completion percentage (68.6) and passing touchdowns (32), while recording the second-highest passer rating mark in Falcons history (99.1). Atlanta wide receivers also flourished under Koetter, with Julio Jones setting a then-franchise record and ranking third in the NFL in receiving yards in 2014 with 1,593 yards. In those three seasons, the Falcons had a different player lead the team in receiving yards each season (Roddy White, 2012; Harry Douglas, 2013; Jones, 2014).

While Koetter was in charge of the Falcons' offense, he coached three players to Pro Bowl appearances (Julio Jones, 2012, 2014; Tony Gonzalez, 2012-13; Matt Ryan, 2012), with Gonzalez earning first-team All-Pro honors in 2012. In his first season with Koetter in 2012, Gonzalez set a franchise record for receiving yards by a tight end, recording 93 catches for 930 yards – the most he had recorded in either category since 2008. That same season, Jones and White combined for 2,549 receiving yards, the most by a duo in the NFL.

Prior to joining the Falcons, Koetter spent five seasons as the offensive coordinator of the Jacksonville Jaguars (2007-11). In his five years with the Jaguars, the team cumulatively ranked third in the NFL in rushing yards (132.0 per game) and sixth in rushing average (4.41). Koetter's Jacksonville offenses also showed a penchant for taking care of the football, tallying the seventh-fewest turnovers in the league during that time.

Koetter had immediate success in Jacksonville, with his 2007 team setting franchise records in points (25.7 per game, sixth in the NFL) and total offense (357 yards per game, seventh in the NFL). In his first season as the starter, quarterback David Garrard ranked third in the NFL and set a franchise record in passer rating (102.2), throwing a league-low three interceptions, while leading the team to a Wild Card playoff berth and a win over the Pittsburgh Steelers. In 2008, Garrard threw for a career-best 3,620 yards and in 2010 he tossed 23 touchdowns, a career high and a franchise record.

While with the Jaguars, Koetter coached four different players to six Pro Bowl selections, including running back Maurice Jones-Drew, who earned three trips to the Pro Bowl and led the NFL in rushing in 2010 en route to earning an All-Pro selection. Koetter also helped tight end Mercedes Lewis earn a Pro Bowl berth following the 2010 season, when Lewis caught 10 touchdown passes, then tied for the most in a season in Jaguars history.

Before joining the Jaguars, Koetter spent 22 years at the collegiate level, the final six as the head coach at Arizona State (2001-06). In his six seasons with the Sun Devils, Koetter led the team to four bowl games, posting a 40-34 record. Working as both the head coach and offensive coordinator, he helped Arizona State average nearly 30 points per game over six seasons, while ranking in the top 20 in the nation in passing offense in five of his six years. In addition, five of the six Sun Devil teams during Koetter's tenure produced a 1,000-yard receiver and quarterbacks that threw for 20 or more touchdowns in five of six seasons.

Koetter's first head coaching opportunity came at Boise State, where he spent three seasons (1998-2000), finishing with a 26-10 record and two consecutive bowl wins. He was a two-time Big West Coach of the Year and two-time conference champion.

A native of Pocatello, Idaho, Koetter played collegiately at Idaho State (1978-81), helping his team to a Division I-AA national championship as a senior. He graduated with a bachelor's degree in physical education and earned a master's in athletic administration a year later. After getting his master's, he became the head coach at Highland (Idaho) High School, where he worked from 1983-84, going 19-4 and winning the 1984 state championship.

In 1985, Koetter worked as the offensive coordinator at San Francisco State and from 1986-88 was the offensive coordinator and quarterbacks coach at the University of Texas El-Paso. He then served as offensive coordinator/quarterbacks coach at Missouri from 1989-93 and offensive coordinator at Boston College (1994-95) and Oregon (1996-97).

Koetter, 59, and his wife, Kim, have two daughters, Kaylee and Kendra, and two sons, Derek and Davis.

**DIRK KOETTER COACHING CAPSULE**

**Coaching Years in NFL:** 12th year (3rd as Head Coach)

**Buccaneers Head Coach:** 3rd year

**Regular Season Record:** 19-25 (.432)

**Postseason Record:** 0-0 (N/A)

## ASSISTANT COACHES

### OFFENSE



Offensive Coordinator **Todd Monken**

- **Experience:** 7th Year NFL, 3rd Year Buccaneers
- **Notes:** In 2017, Monken helped oversee an offense that set franchise records in passing yards, first downs, passing first downs and yards per attempt.
- **Gameday Location:** Coaches Booth



Quarterbacks Coach **Mike Bajakian**

- **Experience:** 7th Year NFL, 4th Year Buccaneers
- **Notes:** QB Jameis Winston posted career bests in completion percentage, yards per attempts and passer rating in 2017, with his 7.93 yards per attempt setting a single-season franchise record.
- **Gameday Location:** On Field



Assistant Offensive Line **Butch Barry**

- **Experience:** 3rd Year NFL, 3rd Year Buccaneers
- **Notes:** Helped coach an offensive line that paved the way for 352 total first downs, the second-highest total in the NFL in 2017.
- **Gameday Location:** Coaches Booth



Wide Receivers **Skyler Fulton**

- **Experience:** 2nd Year NFL, 2nd Year Buccaneers
- **Notes:** Fulton enters his first season as the team's wide receivers coach, after working as an offensive assistant during the 2017 season.
- **Gameday Location:** On Field



Offensive Quality Control **Zack Grossi**

- **Experience:** 5th Year NFL, 5th Year Buccaneers
- **Notes:** Enters his second season working as the team's offensive quality control.
- **Gameday Location:** Coaches Booth



Running Backs Coach **Tim Spencer**

- **Experience:** 14th Year NFL, 5th Year Buccaneers
- **Notes:** Running back Peyton Barber averaged 88.75 offensive yards per game in his four starts last season.
- **Gameday Location:** On Field



Tight Ends Coach **Ben Steele**

- **Experience:** 6th Year NFL, 5th Year Buccaneers
- **Notes:** Tight ends Cameron Brate and O.J. Howard tied for the team lead in touchdown receptions, with six each. Howard's six TD catches were tied for the second-most among rookies.
- **Gameday Location:** On Field

### OFFENSE (CONT.)



Run Game Coordinator/Offensive Line Coach **George Warhop**

- **Experience:** 23rd Year NFL, 5th Year Buccaneers
- **Notes:** Coached an offensive line that paved the way for 363.5 yards per game, the ninth-most in the NFL.
- **Gameday Location:** On Field



Game Management **Andrew Weidinger**

- **Experience:** 11th Year NFL, 3rd Year Buccaneers
- **Notes:** Worked as the assistant wide receivers coach in 2017, when Mike Evans became only the third player in NFL history to record 1,000 receiving yards in each of his first four seasons.
- **Gameday Location:** Coaches Booth

### DEFENSE



Defensive Coordinator **Mark Duffner**

- **Experience:** 22nd Year NFL, 3rd Year Buccaneers
- **Notes:** LB Kwon Alexander earned his first Pro Bowl nomination in 2017 after recording the second-most tackles on the team and tying for the team-lead in interceptions.
- **Gameday Location:** On Field



Defensive Assistant **Danny Breyer**

- **Experience:** 4th Year NFL, 3rd Year Buccaneers
- **Notes:** In 2017, assisted a defense that tied for the seventh-most takeaways in the NFL (26).
- **Gameday Location:** Coaches Booth



Defensive Line Coach **Brentson Buckner**

- **Experience:** 6th Year NFL, 1st Year Buccaneers
- **Notes:** Comes to the Buccaneers after spending five seasons (2013-17) as the defensive line coach with the Arizona Cardinals.
- **Gameday Location:** On Field



Secondary Coach **Jon Hoke**

- **Experience:** 16th Year NFL, 3rd Year Buccaneers
- **Notes:** In 2017, Buccaneers cornerback Brent Grimes led the team in passes defended (11) and tied for the team lead in interceptions, with three.
- **Gameday Location:** On Field



Defensive Backs Coach **Brett Maxie**

- **Experience:** 18th Year NFL, 3rd Year Buccaneers
- **Notes:** Last season saw rookie safety Justin Evans tie for the team lead in interceptions with three, tied for the third-most among NFL rookies.
- **Gameday Location:** On Field



## ASSISTANT COACHES (CONT.)

### DEFENSE (CONT.)



Defensive Quality Control **Stephen Nicholas**

- **Experience:** 1st Year NFL, 1st Year Buccaneers
- **Notes:** Spent the past three seasons working as a defensive quality control analyst for the University of South Florida in Tampa.
- **Gameday Location:** On Field



Assistant Defensive Line Coach **Paul Spicer**

- **Experience:** 6th Year NFL, 4th Year Buccaneers
- **Notes:** In 2017, helped coach defensive tackle Gerald McCoy, who led the team in sacks, tackles for loss and quarterback hits.
- **Gameday Location:** Coaches Booth

### SPECIAL TEAMS



Special Teams Coordinator **Nate Kaczor**

- **Experience:** 10th Year NFL, 3rd Year Buccaneers
- **Notes:** In 2017, the Buccaneers had three blocked kicks (one blocked field goal and two blocked PATs), tied for the third-most in the NFL.
- **Gameday Location:** On Field



Assistant Special Teams Coach **Carlos Polk**

- **Experience:** 9th Year NFL, 5th Year Buccaneers
- **Notes:** During Polk's first four seasons as assistant special teams coach (2014-17), Tampa Bay has allowed only 5.5 yards per punt return, the lowest mark in the league during that time.
- **Gameday Location:** On Field

## ACTIVE ROSTER BREAKDOWN

**Oldest Buccaneer:** QB Ryan Fitzpatrick, 35, born 11/24/1982  
**Youngest Buccaneer:** RB Ronald Jones, 21, born 8/3/1997  
**Tallest Buccaneer:** T Demar Dotson: 6-9  
**Shortest Buccaneers:** RB Jacquizz Rodgers, 5-6  
**Heaviest Buccaneer:** DT Vita Vea, 347  
**Lightest Buccaneers:** K Cairo Santos, 160  
**Most Seasons as a Buccaneer:** T Demar Dotson, 10, joined in 2009  
**Most NFL Seasons:** 14: QB Ryan Fitzpatrick

**Former First-Round Picks:** 5:  
M. Evans (7th), G. McCoy (3rd),  
J. Pierre-Paul (15th), V. Vea (12th), J. Winston (1st)

**Former Pro Bowlers:** 7:  
M. Evans, L. David, B. Grimes,  
D. Jackson, G. McCoy, J. Pierre-Paul, J. Winston

**Buccaneers with SB Exp.:** 3:  
B. Allen (LII w/PHI), V. Curry (LII w/PHI),  
J. Pierre-Paul (XLVI w/NYG)

**College With Most Buccaneers:** Florida State, 4:  
J. Elliott, G. Sanborn, B. Wilson, J. Winston

**Conference With Most Buccaneers:** ACC, 8:  
Clemson (A. Humphries),  
Florida State (J. Elliott, G. Sanborn, B. Wilson, J. Winston)  
North Carolina (M. Stewart), Pittsburgh (J. Whitehead)  
Syracuse (C. Lynch)

**Buccaneers not from Division I:** 6  
A. Auclair (Laval), A. Cappa (Humboldt State),  
B. Grimes (Shippensburg), R. Jensen (Colorado State-Pueblo),  
A. Marpet (Hobart), L. Wester (Missouri Western)

**State that produced most Buccaneers:** Florida, 8:  
Deerfield Beach (J. Pierre-Paul), Lakeland (A. Taylor)  
Miami (L. David, C. Davis, D. Rivers, B. Wilson),  
Panama City (J. Elliott), St. Augustine (C. Santos)

## SEAN PAYTON



Since he was hired as head coach of the New Orleans Saints in 2006, Sean Payton has established himself as one of the most successful coaches in the NFL. Payton has led the Saints to six playoff berths, four NFC South division titles and the franchise's first World Championship with a 31-17 win over the Indianapolis Colts in Super Bowl XLIV.

Payton has a 112-76 overall record (.596), including a 7-5 postseason mark (.583) after the franchise had won only one playoff game prior to his arrival. Payton holds the franchise's top win total and winning percentage.

Payton is one of just eight active coaches to lead a team to a Super Bowl victory. The others are New England's Bill Belichick, Seattle's Pete Carroll, Oakland's Jon Gruden (with Tampa Bay in 2002), Baltimore's John Harbaugh, Green Bay's Mike McCarthy, Philadelphia's Doug Pederson and Pittsburgh's Mike Tomlin.

Payton has presided over the NFL's most prolific offense since his arrival, leading the league in net yards per game in 2006, 2008, 2009, 2011, 2014 and 2016 and finishing first in scoring in 2008 and 2009. The team has ranked in the top 10 offensively every season since Payton has arrived.

Payton was hired as the 14th head coach in Saints history on Jan. 18, 2006 after serving as a member of the Dallas Cowboys coaching staff from 2003-05 under 2013 Pro Football Hall of Fame inductee Bill Parcells. Prior to his final season with the Cowboys, Payton was promoted to assistant head coach/passing game coordinator and was responsible for the team's play-calling after serving as assistant head coach/quarterbacks from 2003-04.

Payton went to Dallas following four years with the New York Giants (1999-2002), the last three as offensive coordinator after spending his first season as quarterbacks coach.

Payton wrapped two coaching stints at San Diego State University (1988-89 and 1992-93) around a stop at Indiana State (1990-91). During his second stretch with the Aztecs, Payton was running backs coach, working with Heisman Trophy runner-up Marshall Faulk before becoming quarterbacks coach.

Following the 1993 season, Payton moved to Miami (Ohio) (1994-95) where he was quarterbacks coach. He spent 1996 as quarterbacks coach at Illinois before entering the NFL with Philadelphia.

Payton earned a bachelor's degree in communications at Eastern Illinois, where as a quarterback he had 10,665 passing yards, then the third-highest total in NCAA Division I-AA history. The three-time AP All-American selection had professional stints with Chicago of the Arena Football League, Ottawa of the Canadian Football League and the Chicago Bears in 1987. Payton was inducted into the Eastern Illinois Hall of Fame in September of 2000 and had his jersey retired in a ceremony in September of 2010. He received an honorary doctorate from his alma mater in 2013.

Payton was born Dec. 29, 1963 in San Mateo, Calif., and raised in Naperville, Ill., Payton has a daughter, Meghan and a son, Connor.

### SEAN PAYTON COACHING CAPSULE

**Coaching Years in NFL:** 21st year (12th as Head Coach)

**Saints Head Coach:** 12th year

**Regular Season Record:** 115-72 (.615)

**Postseason Record:** 7-5 (.583)

### NEW ORLEANS ASSISTANT COACHES

|  |                 |
|--|-----------------|
| Defensive Coordinator .....                    | Dennis Allen    |
| Special Teams Coordinator .....                | Bradford Banta  |
| Offensive Assistant.....                       | Joseph Brady    |
| Asst. Strength & Conditioning.....             | Charles Byrd    |
| Asst. Head Coach/Tight Ends .....              | Dan Campbell    |
| Offensive Coordinator .....                    | Pete Carmichael |
| Asst. Wide Receivers.....                      | Ronald Curry    |
| Head Strength & Conditioning .....             | Dan Dalrymple   |
| Senior Defensive Assistant .....               | Peter Giunta    |
| Secondary .....                                | Aaron Glenn     |
| Defensive Assistant.....                       | Michael Hodges  |
| Senior Offensive Assistant/Wide Receivers..... | Curtis Johnson  |
| Quarterbacks .....                             | Joe Lombardi    |
| Defensive Line.....                            | Ryan Nielsen    |
| Linebackers.....                               | Mike Nolan      |
| Asst. Offensive Line.....                      | Brendan Nugent  |
| Asst. Special Teams .....                      | Kevin O'Dea     |
| Offensive Line.....                            | Dan Roushar     |
| Coaching Assistant.....                        | Deuce Schwartz  |
| Running Backs .....                            | Joel Thomas     |
| Defensive Assistant.....                       | Leigh Torrence  |
| Asst. Strength & Conditioning.....             | Rob Wenning     |
| Special Teams .....                            | Mike Westhoff   |
| Pass Rush Specialist.....                      | Brian Young     |

### KOETTER/PAYTON MATCH-UP

- Head Coach **Dirk Koetter** is 3-2 against the New Orleans Saints and Head Coach **Sean Payton**.

- Payton is 13-10 all-time against the Buccaneers.



## JASON LIGHT

Jason Licht was named the fifth general manager of the Tampa Bay Buccaneers on January 21, 2014. Now in his 22nd NFL season, including one as a coach, Licht has had a proven track record of success. Since joining the Miami Dolphins front office in 1995, teams that Licht has been a part of have won over 53 percent of their games, including eight seasons with double-digit victories, while making nine playoff appearances and winning eight division titles, four conference championships and one Super Bowl title. Below is a breakdown of Licht's Year-by-Year record as a personnel member/coach.

### JASON LIGHT - YEAR-BY-YEAR RECORD AS PERSONNEL MEMBER/COACH

| Year          | Team         | W              | Pct.        | Playoffs    | Pct.        | Result   |
|---------------|--------------|----------------|-------------|-------------|-------------|--|
| 1995          | Miami        | 9-7            | .563        | 0-1         | 0.00        | 3rd in AFC East, Reached Wild Card Playoffs  |
| 1996*         | Miami        | 8-8            | .500        | 0-0         | -           | 4th in AFC East  |
| 1998          | Carolina     | 4-12           | .250        | 0-0         | -           | 4th in NFC West  |
| 1999          | New England  | 8-8            | .500        | 0-0         | -           | 5th in AFC East  |
| 2000          | New England  | 5-11           | .313        | 0-0         | -           | 5th in AFC East  |
| 2001          | New England  | 11-5           | .688        | 3-0         | 1.000       | 1st in AFC East, Won SB XXXVI  |
| 2002          | New England  | 9-7            | .563        | 0-0         | -           | 2nd in AFC East  |
| 2003          | Philadelphia | 12-4           | .750        | 1-1         | .500        | 1st in NFC East, Reached Conference Championship   |
| 2004          | Philadelphia | 13-3           | .813        | 2-1         | .666        | 1st in NFC East, Reached Super Bowl XXIX   |
| 2005          | Philadelphia | 6-10           | .375        | 0-0         | -           | 4th in NFC East  |
| 2006          | Philadelphia | 10-6           | .625        | 1-1         | .500        | 1st in NFC East, Reached Divisional Playoffs   |
| 2007          | Philadelphia | 8-8            | .500        | 0-0         | -           | 4th NFC East   |
| 2008          | Arizona      | 9-7            | .563        | 3-1         | .750        | 1st in NFC West, Reached Super Bowl XLIII  |
| 2009          | New England  | 10-6           | .625        | 0-1         | .000        | 2nd in AFC East, Reached Wild Card Playoffs  |
| 2010          | New England  | 14-2           | .875        | 0-1         | .000        | 1st in AFC East, Reached Divisional Playoffs   |
| 2011          | New England  | 13-3           | .813        | 2-1         | .666        | 1st in AFC East, Reached Super Bowl XLVI   |
| 2012          | Arizona      | 5-11           | .313        | 0-0         | -           | 4th in NFC West  |
| 2013          | Arizona      | 10-6           | .625        | 0-0         | -           | 3rd in NFC West  |
| 2014          | Tampa Bay    | 2-14           | .125        | 0-0         | -           | 4th NFC South  |
| 2015          | Tampa Bay    | 6-10           | .400        | 0-0         | -           | 4th NFC South  |
| 2016          | Tampa Bay    | 9-7            | .533        | 0-0         | -           | 2nd NFC South  |
| 2017          | Tampa Bay    | 5-11           | .267        | 0-0         | -           | 4th NFC South  |
| 2018          | Tampa Bay    | 5-7            | .417        | 0-0         | -           |  |
| <b>TOTALS</b> |              | <b>191-173</b> | <b>.525</b> | <b>12-8</b> | <b>.600</b> | <b>9 playoff appearances, 7 Division Championships<br/>4 Conference Championships, 1 Super Bowl Championship</b> |

\*Licht worked as an offensive assistant/quality control coach for Miami this season.

### NOTABLE PLAYERS DRAFTED WITH LIGHT

Below is a list of players who have earned postseason honors after being drafted by a team that Licht worked for:

| Name, Pos.                       | Drafted                                | Team                        | Notes  |
|----------------------------------|--|-----------------------------|--|
| Damien Woody, OL                 | 1999 (1st Rd., 17th overall)           | New England Patriots        | 2002 Pro Bowl, 2x SB Champion (XXXVI, XXXVIII)                   |
| Kevin Faulk, RB                  | 1999 (2nd Rd., 46th overall)           | New England Patriots        | Patriots All-2000s Team, 50th Anniversary Team                   |
| Tom Brady, QB                    | 2000 (6th Rd., 199th overall)          | New England Patriots        | 2x NFL MVP, 3x Super Bowl MVP                                    |
| Richard Seymour, DE              | 2001 (1st Rd., sixth overall)          | New England Patriots        | NFL 2000s All-Decade Team, 7x Pro Bowl, 5x All-Pro               |
| Matt Light, T                    | 2001 (2nd Rd., 48th overall)           | New England Patriots        | 3x Pro Bowl, All-Pro (2001)                                      |
| Shawn Andrews, G                 | 2004 (1st Rd., 16th overall)           | Philadelphia Eagles         | Eagles 75th Anniversary Team, 3x Pro Bowl, 2x All-Pro            |
| Trent Cole, DE                   | 2005 (5th Rd., 146th overall)          | Philadelphia Eagles         | 2x Pro Bowl, All-Pro (2009), 2x Top 100 Player Choice            |
| <b>DeSean Jackson, WR</b>        | <b>2008 (2nd Rd., 49th overall)</b>    | <b>Philadelphia Eagles</b>  | <b>3x Pro Bowl, PFWA All-NFC &amp; 2nd-Team All-Pro (2009)</b>   |
| Julian Edelman, WR               | 2009 (7th Rd., 232nd overall)          | New England Patriots        | SB Champion (XLIX), #91 on Top 100 Players (2015)                |
| Devin McCourty, DB               | 2010 (1st Rd., 27th overall)           | New England Patriots        | SB Champion (XLIX), 2x All-Pro, Pro Bowl (2010)                  |
| Rob Gronkowski, TE               | 2010 (2nd Rd., 42nd overall)           | New England Patriots        | SB Champion (XLIX), 4x Pro Bowl, 4x All-Pro                      |
| Nate Solder, T                   | 2011 (1st Rd., 17th overall)           | New England Patriots        | SB Champion (XLIX), 2011 All-Rookie Selection                    |
| Chandler Jones, DE               | 2012 (1st Rd., 21st overall)           | New England Patriots        | SB Champion (XLIX), Pro Bowl (2015)                              |
| Tyrann Mathieu, DB               | 2013 (3rd Rd., 69th overall)           | Arizona Cardinals           | All-Pro & Pro Bowl (2015), PFWA All-Rookie Selection             |
| <b>Mike Evans, WR</b>            | <b>2014 (1st Rd., seventh overall)</b> | <b>Tampa Bay Buccaneers</b> | <b>All-Pro &amp; Pro Bowl (2017), PFWA All-Rookie Selection,</b> |
| <b>Jameis Winston, QB</b>        | <b>2015 (1st Rd., first overall)</b>   | <b>Tampa Bay Buccaneers</b> | <b>Pro Bowl (2016), PFWA All-Rookie Selection</b>                |
| <b>Donovan Smith, T</b>          | <b>2015 (2nd Rd., 34th overall)</b>    | <b>Tampa Bay Buccaneers</b> | <b>PFWA All-Rookie Selection</b>                                 |
| <b>Ali Marpet, G</b>             | <b>2015 (2nd Rd., 61st overall)</b>    | <b>Tampa Bay Buccaneers</b> | <b>PFWA All-Rookie Selection</b>                                 |
| <b>Kwon Alexander, LB</b>        | <b>2015 (4th Rd., 124th overall)</b>   | <b>Tampa Bay Buccaneers</b> | <b>PFWA All-Rookie Selection</b>                                 |
| <b>Vernon Hargreaves III, CB</b> | <b>2016 (1st Rd., 11th overall)</b>    | <b>Tampa Bay Buccaneers</b> | <b>PFWA All-Rookie Selection</b>                                 |


## NEW FREE AGENTS & TRADE ADDITIONS ON THE 2018 TAMPA BAY BUCCANEERS

### 2018 NOTABLE FREE AGENTS & TRADE ADDITIONS




DT **Beau Allen** joined Tampa Bay after spending his first four seasons with the Philadelphia Eagles (2014-17), including winning Super Bowl LII. In his first four years, Allen played in 63 regular season games, with eight starts, registering 87 tackles, including 10 for loss, 2.0 sacks and a fumble recovery, which he returned 10 yards. He also played in all three postseason games in 2017, en route to Philadelphia's Super Bowl LII championship.

In 2017, Allen was part of a defense that allowed the fewest rushing yards per game (79.2), the sixth-lowest yards per carry (3.76) and tied for the third-fewest rushing touchdowns (seven).



DE **Vinny Curry** joined the Buccaneers after playing for the Philadelphia Eagles in his first six seasons (2012-17). In his first six seasons, Curry played in 84 regular season games, with 16 starts, totaling 130 tackles, 33 tackles for loss, 22.0 sacks, five forced fumbles, two passes defended and one fumble recovery.

In 2017, Curry started all 16 regular season games for Philadelphia, as well as all three Super Bowl contests, en route to Philadelphia's Super Bowl LII championship. Curry, along with recently signed Buccaneers defensive tackle Beau Allen, was part of a defense that allowed the fewest rushing yards per game (79.2), the sixth-lowest yards per carry (3.76) and tied for the third-fewest rushing touchdowns allowed (seven).



C **Ryan Jensen** came to Tampa Bay after spending his first five seasons with the Baltimore Ravens (2013-17). Originally a sixth-round pick (203rd overall) in the 2013 NFL Draft, Jensen played in 35 regular season games for the Ravens, with 25 starts, including starting all 16 games for Baltimore in 2017.

In 2017, Jensen was part of an offensive line that tied for the seventh-fewest sacks allowed (27) in the NFL, while rushing for 116.0 yards per game, the 11th-highest mark in the league. Jensen helped block for Ravens running back Alex Collins, who averaged 4.59 yards per carry, the ninth-highest mark in the NFL.



DE **Jason Pierre-Paul** came to Tampa Bay after spending his first eight seasons with the Giants (2010-17), starting 85-of-111 regular season games, totaling 423 tackles, 87 for loss, 58.5 sacks, 47 passes defended, 13 forced fumbles, seven fumble recoveries — including a 43-yard fumble returned for a touchdown — and two interceptions, both returned for touchdowns. Pierre-Paul also started all four games in the 2011 postseason for New York, recording 18 tackles, four passes defended and a half-sack in helping the Giants win Super Bowl XLVI.

In 2017, Pierre-Paul led the Giants with 8.5 sacks, the fourth time in his eight seasons that he led the team in sacks. In 2011, Pierre-Paul totaled 16.5 sacks, the fourth-most in a single season in Giants history, en route to earning Pro Bowl and Associated Press first-team All-Pro honors. His 16.5 sacks that season are the fourth-most in a single season in Giants history, while his 86 tackles and 23 tackles for loss each led NFL defensive linemen that season. Pierre-Paul also earned a Pro Bowl berth following the 2012 season, when he led the Giants in sacks (6.5) and scored his first career touchdown, a 28-yard interception return.

From 2010-17, Pierre-Paul had three return touchdowns (two interceptions, one fumble recovery), which tied for the most among all defensive linemen. His 47 passes defended tied with J.J. Watt for the most by a defensive lineman in that span. Pierre-Paul's 423 tackles during that span tied for the second-most by a defensive lineman, while his 87 tackles for loss were fifth among defensive lineman and 12th in the NFL during that time.

In his career, Pierre-Paul has been named NFC Defensive Player of the Week four times, trailing only Hall of Famers Lawrence Taylor (9) and Michael Strahan (5) for the most in Giants history. Pierre-Paul was also named NFC Defensive Player of the Month in December 2011.



## 2018 DRAFT PICKS



DT **Vita Vea** was chosen 12th overall, out of Washington, where he played in 40 career games, totaling 100 tackles (15 for loss), 9.5 sacks, six passes defended, two forced fumbles and two blocked kicks. In 2017, Vea won the Pac-12 Pat Tillman Defensive Player of the Year Award, as well as the Morris Trophy, given annually to the top defensive lineman in the Pac-12, as voted on by the conference's offensive linemen. He was also a second-team All-American selection by USA Today, Sports Illustrated, SB Nation and TheAthletic.com. The Milpitas, California native was a first-team All-Pac-12 selection by both the league's coaches and the Associated Press in addition to finishing as a Bednarik Award semifinalist.

During his redshirt junior year (2017), Vea started all 13 games, recording 44 tackles (5.5 for loss), four passes defended, 2.5 sacks and a blocked punt. He helped anchor Washington's run defense, which ranked fourth in the NCAA in rushing yards allowed per game (100.9), while allowing only 2.86 yards per carry, the second-lowest mark in the NCAA, trailing only Alabama. Vea was part of a Washington defense that allowed only 16.1 points per game, the fifth-best mark in the country, and surrendered 298.0 yards per game, the eighth-fewest in the NCAA.



RB **Ronald Jones** was chosen 38th overall, out of USC. In three seasons with the Trojans, the McKinney, Texas, native rushed 591 times for 3,619 yards (6.1 avg.) and 39 touchdowns, while adding 32 catches for 301 yards and three touchdowns. In 2017, Jones rushed for 1,550 yards, the eighth-most in the NCAA and the eighth-most in a single season in USC history. He added 19 rushing touchdowns, the fifth-most in the country and tied for the fourth-most in a single season in school history.



CB **M.J. Stewart** was chosen 53rd overall, out of North Carolina. The Arlington, Virginia native totaled 199 tackles (11.5 for loss), 41 passes defended, three forced fumbles, three fumble recoveries and three sacks in his career. Stewart earned honorable mention All-ACC from the Atlantic Coast Sports Media Association in both his junior and senior seasons, after being named second-team All-ACC as a sophomore, when he tied for the conference lead with 18 passes defended.




CB **Carlton Davis** was selected 63rd overall, out of Auburn. During his three seasons with the Tigers, Davis started 32-of-38 games, totaling 138 tackles (4.5 for loss), 33 passes defended, four interceptions, three forced fumbles and one fumble recovery. In 2017, Davis was a first-team All-America selection by Sports Illustrated.com and earned second-team All-America honors from Walter Camp, the Associated Press and the American Football Coaches Association, while also being chosen as first-team All-SEC by the league's coaches.



OL **Alex Cappa** was the 94th overall selection in the Draft, out of Humboldt State – the first player drafted from Humboldt State since 1992 (WR Freeman Baysinger, New England). Cappa set a Greater Northwest Athletic Conference record after earning GNAC Offensive Lineman of the Year in each of his four seasons with the Lumberjacks. As a senior in 2017, the Dublin, California native was also a finalist for the Gene Upshaw Award, given annually to the top lineman in NCAA Division II football. Cappa also earned numerous All-American distinctions, including Division II First-Team AP All-American honors as a senior.



S **Jordan Whitehead** was selected 117th overall out of Pittsburgh. In his three seasons with the Panthers, Whitehead started 30-of-31 games, totaling 234 tackles (7.5 for loss), 12 passes defended, three interceptions, three fumble recoveries and two forced fumbles, as well as a half-sack. The Aliquippa, Pennsylvania native also saw time on offense, rushing 43 times for 362 yards (8.4 avg.) and three touchdowns, as well as a two-point conversion rush.



WR **Justin Watson** was chosen with the 144th overall pick out of Penn, where he finished as the school's all-time leader in receptions (286), receiving yards (3,777), receiving touchdowns (33) and all-purpose yards (4,116). He holds single season school records for receptions (89 in 2016), receiving yards (1,115 in 2016) and receiving touchdowns (14 in 2017).



LB **Jack Cichy** was selected 202nd overall out of Wisconsin. In his collegiate career, the Somerset, Wisconsin native played in 24 games, with 11 starts, totaling 120 tackles (15 for loss), 6.5 sacks, six passes defended and two forced fumbles. Cichy missed the 2017 season with an injury. As a redshirt junior in 2016, he was a semifinalist for the Butkus Award, given annually to the best linebacker in college football, while also earning All-Big Ten honorable mention recognition. Cichy was also the 2015 Holiday Bowl Defensive MVP after recording 3.0 sacks against USC – on three consecutive plays.

## 2018 NFL DRAFT SELECTIONS (6)

| RD. | NO. | PLAYER           | POS. | HT. | WT. | COLLEGE        |
|-----|-----|------------------|------|-----|-----|----------------|
| 1   | 12  | Vita Vea         | DT   |     |     | Washington     |
| 2   | 38  | Ronald Jones     | RB   |     |     | USC            |
| 2   | 53  | M.J. Stewart     | CB   |     |     | North Carolina |
| 2   | 63  | Carlton Davis    | CB   |     |     | Auburn         |
| 3   | 94  | Alex Cappa       | OL   |     |     | Humboldt State |
| 4   | 117 | Jordan Whitehead | S    |     |     | Pittsburgh     |
| 5   | 144 | Justin Watson    | WR   |     |     | Pennsylvania   |
| 6   | 202 | Jack Cichy       | LB   |     |     | Wisconsin      |



## HONOR ROLL

Below is a look at awards and honors Buccaneers players received this season:

### S JUSTIN EVANS

- **Pro Football Focus Team of the Week (Week 2 vs. PHI, 2018)** - Recorded six tackles and a pass defended.

### WR MIKE EVANS

- **Pro Football Focus Team of the Week (Week 1 at NO, 2018)** - Caught seven passes for 147 yards and a touchdown.

### QB RYAN FITZPATRICK

- **NFC Offensive Player of the Week, FedEx Air Player of the Week & Pro Football Focus Team of the Week (Week 1 at NO, 2018)** - Went 21-of-28 (75 pct.) for 417 yards (14.89 yards per attempt), with four touchdowns and no interceptions, compiling a passer rating of 156.2. He also added 36 rushing yards and a rushing touchdown.
- **NFC Offensive Player of the Week, Pro Football Focus Team of the Week (Week 2 vs. PHI, 2018)** - Went 27-of-33 (81.1 pct.) for 402 yards (12.18 yards per attempt), with four touchdowns and one interceptions, compiling a passer rating of 144.4.

### WR ADAM HUMPHRIES

- **Pro Football Focus Team of the Week (Week 9 at CAR, 2018)** - Led the team and had a game-high eight receptions for 82 yards and two touchdowns, in his first career multi-touchdown day.

### WR DESEAN JACKSON

- **Pro Football Focus Team of the Week (Week 1 at NO, 2018)** - Caught five passes for 146 yards and two touchdowns. PFF credited him with 11.23 yards per route run, the highest among wide receivers in Week 1.

### C RYAN JENSEN

- **Pro Football Focus Team of the Week (Week 4 at CHI, 2018)** - Per PFF, did not allow a single sack, hit or hurry, for a perfect 100.0 pass-blocking efficiency rating.

### G ALI MARPET

- **Pro Football Focus Team of the Week (Week 1 at NO, 2018)** - Helped block for an offense that recorded 529 total yards, the second-highest single game total in team history. PFF credited him with a 100.0 pass blocking grade, not allowing a sack, hit or hurry.

### CB RYAN SMITH

- **Pro Football Focus Team of the Week (Week 2 vs. PHI, 2018)** - Recorded seven tackles, two passes defended and two special teams tackles. Per PFF, allowed only one reception for two yards.



## OFFENSE UNDER KOETTER

Dirk Koetter was named the Tampa Bay Buccaneers Offensive Coordinator in 2015, before being elevated to Head Coach in 2016. His four seasons overseeing the Buccaneers offense have produced one of the top offenses both in team history and in the NFL during that span.

### KOETTER'S OFFENSE IN TEAM HISTORY

Koetter has produced three of the top four offensive seasons and four of the top five passing seasons in team history, while also ranking in the top 10 in scoring in team history in each of his three years.

#### MOST NET YARDS - SINGLE SEASON (Team History)

| Rank | Season | Yards |
|------|--------|-------|
| 1.   | 2015   | 6,014 |
| 2.   | 2012   | 5,820 |
| 3.   | 2017   | 5,816 |
| 4.   | 2016   | 5,542 |
| 5.   | 2008   | 5,456 |

#### MOST NET PASSING YARDS - SINGLE SEASON (Team History)

| Rank | Season | Yards |
|------|--------|-------|
| 1.   | 2017   | 4,366 |
| 2.   | 2012   | 3,983 |
| 3.   | 2016   | 3,926 |
| 4.   | 2018   | 3,914 |
| 5.   | 2015   | 3,852 |

#### MOST POINTS - SINGLE SEASON (Team History)

| Rank | Season | Points |
|------|--------|--------|
| 1.   | 2012   | 389    |
| 2.   | 2000   | 388    |
| 3.   | 2008   | 361    |
| 4.   | 2016   | 354    |
| 5.   | 2002   | 346    |
| 6.   | 2015   | 342    |
| 7.   | 2010   | 341    |
| 8.   | 2017   | 335    |
| 8.   | 1984   | 335    |
| 10.  | 2007   | 334    |

Koetter's offenses also hold single-season team records in pass attempts (605 - 2017), pass completions (378 - 2017), yards per attempt (7.61 - 2017), passing touchdowns (29 - 2016), passing first downs (243 - 2017), rushing average (4.75 - 2015) third-down conversion rate (43.9 pct. - 2016) and total first downs (352 - 2017).

### KOETTER'S OFFENSE VS. NFL

Koetter's offenses have not only been some of the best in franchise history, they have ranked among the top offenses in the NFL.

#### NFL MOST NET YARDS PER GAME - (2015-18)

| Rank | Team                        | Yds./Gm.     |
|------|-----------------------------|--------------|
| 1.   | New Orleans Saints          | 404.9        |
| 2.   | Pittsburgh Steelers         | 388.4        |
| 3.   | New England Patriots        | 387.0        |
| 4.   | Atlanta Falcons             | 383.4        |
| 5.   | <b>Tampa Bay Buccaneers</b> | <b>378.1</b> |
| 6.   | Los Angeles Chargers        | 374.6        |
| 7.   | Kansas City Chiefs          | 374.6        |
| 8.   | Philadelphia Eagles         | 356.8        |
| 9.   | Seattle Seahawks            | 355.0        |
| 10.  | Washington Redskins         | 353.3        |

#### NFL MOST NET PASSING YARDS - (2015-18)

| Rank | Team                        | Yds./Gm.     |
|------|-----------------------------|--------------|
| 1.   | New Orleans Saints          | 291.1        |
| 2.   | Pittsburgh Steelers         | 283.9        |
| 3.   | Atlanta Falcons             | 278.0        |
| 4.   | New England Patriots        | 276.6        |
| 5.   | Los Angeles Chargers        | 275.2        |
| 6.   | <b>Tampa Bay Buccaneers</b> | <b>271.3</b> |
| 7.   | Detroit Lions               | 256.2        |
| 8.   | Washington Redskins         | 251.8        |
| 9.   | Kansas City Chiefs          | 248.3        |
| 10.  | New York Giants             | 245.9        |

The Buccaneers have been extremely efficient in converting third downs under Dirk Koetter, ranking in the top five of the NFL.

#### NFL HIGHEST THIRD-DOWN CONVERSION RATE - (2015-18)

| Rank | Team                        | 3rd. Conv. | 3rd. Att.  | Pct.        |
|------|-----------------------------|------------|------------|-------------|
| 1.   | Atlanta Falcons             | 344        | 757        | 45.4        |
| 2.   | New Orleans Saints          | 346        | 769        | 45.0        |
| 3.   | <b>Tampa Bay Buccaneers</b> | <b>332</b> | <b>752</b> | <b>44.1</b> |
| 4.   | New England Patriots        | 336        | 796        | 42.2        |
| 5.   | Pittsburgh Steelers         | 317        | 754        | 42.0        |

## EXCELLENT EVANS

### EVANS VS. NFL

Since entering the league, Buccaneers WR **Mike Evans** has been one of the best receivers in the league, tying for the fourth-most receiving touchdowns and ranking fourth in receiving yards.

#### NFL RECEIVING TOUCHDOWN LEADERS (2014-18)

| Rank      | Player (Current Team)      | Rec. TD   |
|-----------|----------------------------|-----------|
| 1.        | WR Antonio Brown (PIT)     | 56        |
| 2.        | WR Odell Beckham Jr. (NYG) | 44        |
| 3.        | WR DeAndre Hopkins (HOU)   | 42        |
| <b>4.</b> | <b>WR Mike Evans (TB)</b>  | <b>37</b> |
| 4.        | WR Davante Adams (GB)      | 37        |

#### NFL RECEIVING YARDS LEADERS (2014-18)

| Rank      | Player (Team)              | Rec. Yards   |
|-----------|----------------------------|--------------|
| 1.        | WR Julio Jones (ATL)       | 7,640        |
| 2.        | WR Antonio Brown (PIT)     | 7,377        |
| 3.        | WR DeAndre Hopkins (HOU)   | 6,178        |
| <b>4.</b> | <b>WR Mike Evans (TB)</b>  | <b>5,700</b> |
| 5.        | WR T.Y. Hilton (IND)       | 5,670        |
| 6.        | WR Demaryius Thomas (HOU)  | 5,488        |
| 7.        | WR Odell Beckham Jr. (NYG) | 5,476        |
| 8.        | WR A.J. Green (CIN)        | 5,074        |
| 9.        | WR Emmanuel Sanders (DEN)  | 4,994        |
| 10.       | TE Travis Kelce (KC)       | 4,982        |

### EVANS MAKING HISTORY

Evans totaled 4,579 receiving yards through his first four seasons, the sixth-most by any player through their first four seasons since the 1970 NFL/AFL merger. He is one of only three players in NFL history to have at least 1,000 receiving yards in each of their first four seasons.

#### MOST RECEIVING YARDS BY A PLAYER IN HIS FIRST FOUR SEASONS (Since 1970 Merger)

| Rank      | Player                           | Yards        |
|-----------|----------------------------------|--------------|
| 1.        | Randy Moss (MIN, 1998-2001)      | 5,396        |
| 2.        | Torry Holt (STL, 1999-2002)      | 5,088        |
| 3.        | Jerry Rice (SF, 1985-88)         | 4,881        |
| 4.        | A.J. Green (CIN, 2011-14)        | 4,874        |
| 5.        | Anquan Boldin (ARI, 2003-06)     | 4,605        |
| <b>6.</b> | <b>Mike Evans (TB, 2014-17)</b>  | <b>4,579</b> |
| 7.        | Larry Fitzgerald (ARI, 2004-07)  | 4,544        |
| 8.        | DeAndre Hopkins (HOU, 2013-16)   | 4,487        |
| 9.        | Odell Beckham Jr. (NYG, 2014-17) | 4,424        |
| 10.       | T.Y. Hilton (IND, 2012-15)       | 4,413        |

Evans had 27 receiving touchdowns in his first three seasons, which tied for the ninth-most by any player through their first three seasons since the 1970 NFL/AFL merger.

#### MOST RECEIVING TD BY A PLAYER IN HIS FIRST THREE SEASONS (Since 1970 Merger)

| Rank      | Player                           | Rec. TD   |
|-----------|----------------------------------|-----------|
| 1.        | Randy Moss (MIN, 1998-2000)      | 43        |
| 2.        | Jerry Rice (SF, 1985-87)         | 40        |
| 3.        | Rob Gronkowski (NE, 2010-12)     | 38        |
| 4.        | John Jefferson (SD, 1978-80)     | 36        |
| 5.        | Odell Beckham Jr. (NYG, 2014-16) | 35        |
| 6.        | Daryl Turner (SEA, 1984-86)      | 30        |
| 7.        | A.J. Green (CIN, 2011-13)        | 29        |
| 8.        | Sammy White (MIN, 1976-78)       | 28        |
| <b>9.</b> | <b>Mike Evans (TB, 2014-16)</b>  | <b>27</b> |
| 9.        | Dez Bryant (DAL, 2010-12)        | 27        |



**EVANS IN 2016**

WR **Mike Evans** had his best season yet in 2016, earning a Pro Bowl trip and being named second-team Associated Press All-Pro after tying for the second-most receiving touchdowns in the NFL, recording the fourth-most receiving yards and sixth-most receptions in the league.

Evans had one of the best seasons in Buccaneers history, tying for the most receiving touchdowns in a season in team history while recording the second-most receptions and ranking third in receiving yards.

**2016 NFL RECEIVING TOUCHDOWN LEADERS**

| Rank      | Player (Team)              | Rec. TD   |
|-----------|----------------------------|-----------|
| 1.        | WR Jordy Nelson (GB)       | 14        |
| <b>2.</b> | <b>WR Mike Evans (TB)</b>  | <b>12</b> |
| 2.        | WR Antonio Brown (PIT)     | 12        |
| 2.        | WR Davante Adams (GB)      | 12        |
| 5         | WR Odell Beckham Jr. (NYG) | 10        |

**2016 NFL RECEIVING YARDS LEADERS**

| Rank      | Player (Team)              | Rec. Yards   |
|-----------|----------------------------|--------------|
| 1.        | WR T.Y. Hilton (IND)       | 1,448        |
| 2.        | WR Julio Jones (ATL)       | 1,409        |
| 3.        | WR Odell Beckham Jr. (NYG) | 1,367        |
| <b>4.</b> | <b>WR Mike Evans (TB)</b>  | <b>1,321</b> |
| 5.        | WR Antonio Brown (PIT)     | 1,284        |

**2016 NFL RECEPTION LEADERS**

| Rank      | Player (Team)              | Rec.      |
|-----------|----------------------------|-----------|
| 1.        | WR Larry Fitzgerald (ARI)  | 107       |
| 1.        | WR Antonio Brown (PIT)     | 106       |
| 3.        | WR Odell Beckham Jr. (NYG) | 101       |
| 4.        | WR Julian Edelman (NE)     | 98        |
| 5.        | WR Jordy Nelson (GB)       | 97        |
| <b>6.</b> | <b>WR Mike Evans (TB)</b>  | <b>96</b> |
| 7.        | WR Doug Baldwin (SEA)      | 94        |
| 7.        | WR Jarvis Landry (MIA)     | 94        |
| 9.        | WR Michael Thomas (NO)     | 92        |
| 10.       | WR T.Y. Hilton (IND)       | 91        |
| 10.       | WR Demaryius Thomas (DEN)  | 91        |

**MOST RECEIVING TOUCHDOWNS - SINGLE SEASON  
(Team History)**

| Rank      | Player                     | TDs       |
|-----------|----------------------------|-----------|
| 1.        | WR Mike Evans, 2014        | 12        |
| <b>1.</b> | <b>WR Mike Evans, 2016</b> | <b>12</b> |
| 3.        | WR Mike Williams, 2010     | 11        |
| 4.        | WR Joey Galloway 2005      | 10        |
| 5.        | WR Mark Carrier, 1989      | 9         |
| 5.        | WR Bruce Hill, 1988        | 9         |
| 5.        | WR Kevin House, 1981       | 9         |
| 5.        | WR Mike Williams, 2012     | 9         |

**MOST RECEPTIONS - SINGLE SEASON  
(Team History)**

| Rank      | Player                     | Rec.      |
|-----------|----------------------------|-----------|
| 1.        | WR Keyshawn Johnson, 2001  | 106       |
| <b>2.</b> | <b>WR Mike Evans, 2016</b> | <b>96</b> |
| 3.        | WR Mark Carrier, 1989      | 86        |
| 4.        | RB James Wilder, 1984      | 85        |
| 5.        | WR Keenan McCardell, 2003  | 84        |

**MOST RECEIVING YARDS - SINGLE SEASON  
(Team History)**

| Rank      | Player                     | Yards        |
|-----------|----------------------------|--------------|
| 1.        | WR Mark Carrier, 1989      | 1,422        |
| 2.        | WR Vincent Jackson, 2012   | 1,384        |
| <b>3.</b> | <b>WR Mike Evans, 2016</b> | <b>1,321</b> |
| 4.        | WR Joey Galloway, 2005     | 1,287        |
| 5.        | WR Keyshawn Johnson, 2001  | 1,266        |



## EXCELLENT EVANS

### EVANS IN BUCCANEERS HISTORY

Through his first five seasons, Evans has proven himself one of the best receivers in franchise history, recording the most touchdown receptions and most receiving yards in team history.

#### MOST RECEIVING TOUCHDOWNS (Team History)

| Rank | Player                             | TDs       |
|------|------------------------------------|-----------|
| 1.   | <b>WR Mike Evans, 2014-Present</b> | <b>37</b> |
| 2.   | TE Jimmie Giles, 1978-86           | 34        |
| 3.   | WR Kevin House, 1980-86            | 31        |
| 4.   | WR Joey Galloway, 2004-08          | 28        |
| 5.   | WR Mark Carrier, 1987-92           | 27        |

#### MOST RECEIVING YARDS (Team History)

| Rank | Player                             | Yards        |
|------|------------------------------------|--------------|
| 1.   | <b>WR Mike Evans, 2014-Present</b> | <b>5,700</b> |
| 2.   | WR Mark Carrier, 1987-92           | 5,018        |
| 3.   | WR Kevin House, 1980-86            | 4,928        |
| 4.   | WR Vincent Jackson, 2012-2016      | 4,326        |
| 5.   | TE Jimmie Giles, 1978-86           | 4,300        |
| 6.   | WR Joey Galloway, 2004-08          | 3,912        |
| 7.   | WR Keyshawn Johnson, 2000-03       | 3,828        |
| 8.   | RB James Wilder, 1981-89           | 3,492        |
| 9.   | WR Gerald Carter, 1981-87          | 3,443        |
| 10.  | WR Mike Williams, 2010-13          | 2,947        |

### STANDOUT GAME

Evans had 209 receiving yards at Washington in his rookie season, the ninth-most by a rookie in a single game since 1960 and the third-most by any player in Buccaneers history.

#### SINGLE-GAME ROOKIE RECEIVING YARD LEADERS SINCE 1960

| Player                    | Date (Opp.)              | Rec.     | TD       | Yards      |
|---------------------------|--------------------------|----------|----------|------------|
| 1. Jerry Butler (BUF)     | 9/23/79 (vs. NYJ)        | 10       | 4        | 255        |
| 2. Jerry Rice (SF)^       | 12/9/85 (vs. RAM)        | 10       | 1        | 241        |
| 3. Justin Blackmon (JAC)  | 11/18/12 (at HOU)*       | 7        | 1        | 236        |
| 4. Eddie Kennison (STL)   | 12/15/96 (at ATL)        | 5        | 3        | 226        |
| 5. Anquan Boldin (ARI)    | 9/7/03 (at DET)          | 10       | 2        | 217        |
| 6. Mark Carrier (TB)      | 12/6/87 (at NO)          | 8        | 1        | 212        |
| 7. Jackie Smith (STL)^    | 10/13/63 (vs. PIT)       | 9        | 2        | 212        |
| 8. Sammy White (MIN)      | 11/7/76 (vs. DET)        | 7        | 2        | 210        |
| <b>9. Mike Evans (TB)</b> | <b>11/16/14 (at WAS)</b> | <b>7</b> | <b>2</b> | <b>209</b> |
| 10. Rod Gardner (WAS)     | 10/21/01 (vs. CAR)*      | 6        | 1        | 208        |

\* Overtime game

^ Inducted into the Pro Football Hall of Fame

### MOST RECEIVING YARDS IN A SINGLE GAME (Team History)

| Player                | Opponent-Date          | Receiving Yards |
|-----------------------|------------------------|-----------------|
| 1. Vincent Jackson    | vs. NO-10/21/12        | 216             |
| 2. Mark Carrier*      | at NO-12/6/87          | 212             |
| <b>3. Mike Evans*</b> | <b>at WAS-11/16/14</b> | <b>209</b>      |
| 4. Antonio Bryant     | at CAR-12/8/08         | 200             |
| <b>5. Mike Evans</b>  | <b>at CIN-10/28/18</b> | <b>179</b>      |

\*Rookie

### EVANS VS. 2014 DRAFT CLASS

The 2014 rookie receiver class was lauded as one of the best in NFL history with 12 rookies recording at least 500 receiving yards, including three with 1,000+ receiving yards. One of those three was Buccaneers wide receiver Mike Evans, whose 1,051 receiving yards and 12 touchdowns announced his presence as a standout wide receiver in the NFL.

Evans has continued his success since then and is proving to be one of the best in a historic class, ranking first in receiving yards, second in receiving touchdowns and third in receptions.

#### 2014 DRAFT CLASS RECEIVING LEADERS (Career)

| Player (Current Team)     | GP        | Rec.       | TD        | Yards        |
|---------------------------|-----------|------------|-----------|--------------|
| <b>1. Mike Evans (TB)</b> | <b>73</b> | <b>375</b> | <b>37</b> | <b>5,700</b> |
| 2. Odell Beckham (NYG)    | 59        | 390        | 44        | 5,476        |
| 3. Brandin Cooks (LAR)    | 70        | 343        | 30        | 4,969        |
| 4. Jarvis Landry (CLE)    | 76        | 466        | 24        | 4,771        |
| 5. Davante Adams (GB)     | 71        | 322        | 37        | 3,926        |
| 6. Sammy Watkins (KC)     | 62        | 232        | 28        | 3,571        |
| 7. Allen Robinson (CHI)   | 53        | 243        | 26        | 3,421        |
| 8. Jordan Matthews (PHI)  | 66        | 267        | 22        | 3,236        |
| 9. John Brown (BAL)       | 68        | 209        | 21        | 3,164        |
| 10. Kelvin Benjamin (BUF) | 58        | 207        | 20        | 2,995        |

Evans has posted 19 100-yard receiving games, the second-most from the draft class

#### 2014 NFL DRAFT CLASS MOST 100-YARD RECEIVING GAMES (Career)

| Rank      | Player (Current Team)      | 100-Yd. Games |
|-----------|----------------------------|---------------|
| 1.        | WR Odell Beckham Jr. (NYG) | 24            |
| <b>2.</b> | <b>WR Mike Evans (TB)</b>  | <b>19</b>     |
| 3.        | WR Brandin Cooks (LAR)     | 14            |
| 4.        | WR Sammy Watkins (KC)      | 13            |
| 5.        | WR Davante Adams (GB)      | 10            |
| 5.        | WR Jarvis Landry (CLE)     | 10            |



## EXCELLENT EVANS

### ROOKIE ROCKSTAR

Evans had 12 receiving touchdowns in 2014, tied for the third-most in a single season by a rookie since the merger.

### NFL MOST RECEIVING TOUCHDOWNS IN A SINGLE SEASON (Rookies Since 1970)

| Rank | Player                        | TDs       |
|------|-------------------------------|-----------|
| 1.   | WR Randy Moss, MIN, 1998      | 17        |
| 2.   | WR John Jefferson, SD, 1978   | 13        |
| 3.   | <b>WR Mike Evans, TB 2014</b> | <b>12</b> |
| 3.   | WR Odell Beckham, NYG 2014    | 12        |
| 5.   | WR Mike Williams, TB, 2010    | 11        |

Evans' three multi-touchdown games were the most in a single season in franchise history and tied for the fourth-most by a rookie since the merger.

Evans had 1,051 receiving yards as a rookie, the 11th-most in a single season by a rookie since the merger.

### NFL MOST RECEIVING YARDS IN A SINGLE SEASON (Rookies Since 1970)

| Rank | Player                        | Yards        |
|------|-------------------------------|--------------|
| 1.   | WR Anquan Boldin, ARI, 2003   | 1,377        |
| 2.   | WR Randy Moss, MIN, 1998      | 1,313        |
| 3.   | WR Odell Beckham, NYG 2014    | 1,305        |
| 4.   | WR Michael Clayton, TB, 2004  | 1,193        |
| 5.   | WR Mike Thomas, NO, 2016      | 1,137        |
| 6.   | WR Terry Glenn, NE, 1996      | 1,132        |
| 7.   | WR Bill Brooks, IND, 1986     | 1,131        |
| 8.   | WR Amari Cooper, OAK, 2015    | 1,070        |
| 9.   | WR Ernest Givins, HOU, 1986   | 1,062        |
| 10.  | WR A.J. Green, CIN, 2011      | 1,057        |
| 11.  | <b>WR Mike Evans, TB 2014</b> | <b>1,051</b> |

### EVANS VS. BUCCANEERS ROOKIES

Evans had a record-setting rookie season, setting a new franchise record for receiving touchdowns, tying for the most touchdowns from scrimmage by a rookie, while finishing with the second-most receiving yards and receptions by a Buccaneers rookie.

### MOST RECEIVING TOUCHDOWNS BY A ROOKIE - (Team History)

| Rank | Player, Year               | TDs       |
|------|----------------------------|-----------|
| 1.   | <b>WR Mike Evans, 2014</b> | <b>12</b> |
| 2.   | WR Mike Williams, 2010     | 11        |
| 3.   | WR Michael Clayton, 2004   | 7         |
| 4.   | WR Kevin House, 1980       | 5         |
| 4.   | TE Tim Wright, 2013        | 5         |

### MOST SCRIMMAGE TOUCHDOWNS BY A ROOKIE - (Team History)

| Player, Year                   | Rec. TD   | Rush TD   | Total TD  |
|--------------------------------|-----------|-----------|-----------|
| 1. <b>WR Mike Evans, 2014</b>  | <b>12</b> | <b>0</b>  | <b>12</b> |
| 1. <b>RB Doug Martin, 2012</b> | <b>1</b>  | <b>11</b> | <b>12</b> |
| 3. WR Mike Williams, 2010      | 11        | 0         | 11        |
| 4. RB Lars Tate, 1988          | 1         | 7         | 8         |
| 5. WR Michael Clayton, 2004    | 7         | 0         | 7         |
| 5. WR Warrick Dunn, 1997       | 3         | 4         | 7         |
| 5. RB Errict Rhett, 1994       | 0         | 7         | 7         |

### MOST RECEIVING YARDS BY A ROOKIE - (Team History)

| Rank | Player, Year               | Yards        |
|------|----------------------------|--------------|
| 1.   | WR Michael Clayton, 2004   | 1,193        |
| 2.   | <b>WR Mike Evans, 2014</b> | <b>1,051</b> |
| 3.   | WR Mike Williams, 2010     | 964          |
| 4.   | WR Lawrence Dawsey, 1991   | 818          |
| 5.   | WR Horace Copeland, 1993   | 633          |

### MOST RECEPTIONS BY A ROOKIE - (Team History)

| Rank | Player, Year               | Rec.      |
|------|----------------------------|-----------|
| 1.   | WR Michael Clayton, 2004   | 80        |
| 2.   | <b>WR Mike Evans, 2014</b> | <b>68</b> |
| 3.   | FB Mike Alstott, 1996      | 65        |
| 3.   | WR Mike Williams, 2010     | 65        |
| 5.   | WR Lawrence Dawsey, 1991   | 55        |

### BUCCANEERS ALL-TIME SINGLE GAME ROOKIE RECEIVING YARD LEADERS

| Player               | Date (Opp.)              | Rec.     | TD       | Yards      |
|----------------------|--------------------------|----------|----------|------------|
| 1. Mark Carrier      | 12/6/87 (at NO)          | 8        | 1        | 212        |
| 2. <b>Mike Evans</b> | <b>11/16/14 (at WAS)</b> | <b>7</b> | <b>2</b> | <b>209</b> |
| 3. Michael Clayton   | 12/12/04 (at SD)         | 9        | 1        | 145        |
| 4. Michael Clayton   | 10/18/04 (at STL)        | 8        | 0        | 142        |
| 5. Kevin House       | 12/20/80 (vs. CHI)       | 3        | 0        | 138        |
| 6. <b>Mike Evans</b> | <b>11/9/14 (vs. ATL)</b> | <b>7</b> | <b>1</b> | <b>125</b> |
| 7. <b>Mike Evans</b> | <b>11/2/14 (at CLE)</b>  | <b>7</b> | <b>2</b> | <b>124</b> |
| 8. Arrelious Benn    | 12/12/10 (at WAS)        | 4        | 0        | 122        |
| 9. Steve Holloway    | 10/18/1987 (vs. MIN)     | 8        | 0        | 107        |
| 10. Warrick Dunn     | 9/21/97 (vs. MIA)        | 6        | 1        | 106        |

## MAKING BRATE PLAYS

### BRATE IN BUCS HISTORY

Tight end **Cameron Brate** has 21 career touchdown catches, the ninth-most in franchise history

#### MOST RECEIVING TOUCHDOWNS (Team History)

| Rank | Player                              | TDs       |
|------|-------------------------------------|-----------|
| 1.   | <b>WR Mike Evans, 2014-Present</b>  | <b>37</b> |
| 1.   | TE Jimmie Giles, 1978-86            | 34        |
| 3.   | WR Kevin House, 1980-86             | 31        |
| 4.   | WR Joey Galloway, 2004-08           | 28        |
| 5.   | WR Mark Carrier, 1987-92            | 27        |
| 6.   | WR Mike Williams, 2010-13           | 25        |
| 7.   | TE Dave Moore, 1992-2001, 2004-06   | 24        |
| 8.   | WR Bruce Hill, 1987-91              | 23        |
| 9.   | <b>TE Cameron Brate, 2014-Pres.</b> | <b>21</b> |
| 10.  | WR Vincent Jackson, 2012-16         | 20        |

### BRATE VS. NFL

Since the start of the 2016 season, Brate has 18 touchdown receptions, tied for the second-most in the NFL by a tight end during that span.

#### 2016-18 NFL MOST TOUCHDOWN RECEPTIONS - Tight Ends

| Rank | Player               | Team      | TD        |
|------|----------------------|-----------|-----------|
| 1.   | Travis Kelce         | KC        | 21        |
| 2.   | <b>Cameron Brate</b> | <b>TB</b> | <b>18</b> |
| 2.   | Zach Ertz            | PHI       | 18        |
| 2.   | Jimmy Graham         | GB        | 18        |
| 5.   | Kyle Rudolph         | MIN       | 17        |

### BRATE IN 2016

Brate had one of the best seasons ever by a Buccaneers tight end in 2016. His eight touchdown receptions tied for the most in a single season, his 57 receptions were fifth-most and his 660 receiving yards were the seventh-most among tight ends.

#### MOST TOUCHDOWN RECEPTIONS - SINGLE SEASON (Tight Ends, Team History)

| Rank | Player           | Year        | TD       |
|------|------------------|-------------|----------|
| 1.   | <b>Cam Brate</b> | <b>2016</b> | <b>8</b> |
| 1.   | Jimmie Giles     | 1985        | 8        |
| 3.   | Jimmie Giles     | 1979        | 7        |
| 4.   | <b>Cam Brate</b> | <b>2017</b> | <b>6</b> |
| 4.   | Jimmie Giles     | 1981        | 6        |

#### MOST RECEIVING YARDS - SINGLE SEASON (Tight Ends, Team History)

| Rank | Player           | Year        | Yards      |
|------|------------------|-------------|------------|
| 1.   | Kellen Winslow   | 2009        | 884        |
| 2.   | Jimmie Giles     | 1981        | 786        |
| 3.   | Kellen Winslow   | 2011        | 763        |
| 4.   | Jackie Harris    | 1995        | 751        |
| 5.   | Kellen Winslow   | 2010        | 730        |
| 6.   | Jimmie Giles     | 1985        | 673        |
| 7.   | <b>Cam Brate</b> | <b>2016</b> | <b>660</b> |
| 8.   | Jimmie Giles     | 1980        | 602        |
| 9.   | Jimmie Giles     | 1979        | 579        |
| 10.  | Tim Wright       | 2013        | 571        |

#### MOST RECEPTIONS - SINGLE SEASON (Tight Ends, Team History)

| Rank | Player           | Year        | Rec.      |
|------|------------------|-------------|-----------|
| 1.   | Kellen Winslow   | 2009        | 77        |
| 2.   | Kellen Winslow   | 2011        | 75        |
| 3.   | Kellen Winslow   | 2010        | 66        |
| 4.   | Jackie Harris    | 1995        | 62        |
| 5.   | <b>Cam Brate</b> | <b>2016</b> | <b>57</b> |



In 2017, the Buccaneers signed WR **DeSean Jackson**, one of the premier deep threats not only in the league today, but in NFL history.

### DESEAN IN NFL HISTORY

DeSean Jackson's game-breaking ability allows him to stand among some of the all-time greats. His 29 career touchdowns of 50 or more yards are tied for the second-most in the NFL since 1970, while his 24 scores of 60 or more yards the most in NFL history.

### NFL TOUCHDOWNS OF 50+ YARDS (NFL History)

| Rank | Player (Years)                        | TD        |
|------|---------------------------------------|-----------|
| 1.   | WR Jerry Rice (1985-2004)             | 36        |
| 2.   | <b>WR DeSean Jackson (2008-Pres.)</b> | <b>29</b> |
| 2.   | WR Randy Moss (1998-2012)             | 29        |
| 4.   | WR Lance Alworth (1962-72)            | 27        |
| 4.   | WR Terrell Owens (1996-2010)          | 27        |

### NFL TOUCHDOWNS OF 60+ YARDS (NFL History)

| Rank | Player                                | TD        |
|------|---------------------------------------|-----------|
| 1.   | <b>WR DeSean Jackson (2008-Pres.)</b> | <b>24</b> |
| 2.   | WR Jerry Rice (1985-2004)             | 23        |
| 3.   | WR Devin Hester (2006-16)             | 21        |
| 4.   | WR Bobby Mitchell (1958-68)           | 20        |
| 5.   | WR Lance Alworth (1962-72)            | 19        |

### LEADING THE LEAGUE

With his speed and big play ability ranking alongside some of the most notable deep threats in NFL history, it's no surprise that Jackson ranks as the most explosive player in the NFL since entering the league in 2008.

### NFL TOUCHDOWNS OF 50+ YARDS (Since 2008)

| Rank | Player (Years)                        | TD        |
|------|---------------------------------------|-----------|
| 1.   | <b>WR DeSean Jackson (2008-Pres.)</b> | <b>29</b> |
| 2.   | WR Tyreek Hill (2016-Pres.)           | 15        |
| 3.   | RB Chris Johnson (2008-2017)          | 14        |
| 3.   | WR Jordy Nelson (2008-Pres.)          | 14        |
| 5.   | WR Antonio Brown (2010-Pres.)         | 13        |
| 5.   | WR A.J. Green (2011-Pres.)            | 13        |
| 5.   | WR Calvin Johnson (2007-15)           | 13        |
| 5.   | RB Adrian Peterson (2008-Pres.)       | 13        |

### NFL RECEIVING AVERAGE - Min. 350 Rec. (Since 2008)

| Rank | Player (Years)                        | Avg.        |
|------|---------------------------------------|-------------|
| 1.   | <b>WR DeSean Jackson (2008-Pres.)</b> | <b>17.4</b> |
| 2.   | WR Vincent Jackson (2005-16)          | 16.9        |
| 3.   | WR Calvin Johnson (2007-15)           | 15.9        |
| 4.   | WR T.Y. Hilton (2012-Pres.)           | 15.7        |
| 5.   | WR Julio Jones (2011-Pres.)           | 15.5        |

### NFL RECEPTIONS OF 40+ YARDS (Since 2008)

| Rank | Player (Years)                        | Rec.      |
|------|---------------------------------------|-----------|
| 1.   | <b>WR DeSean Jackson (2008-Pres.)</b> | <b>63</b> |
| 2.   | WR Mike Wallace (2009-Pres.)          | 43        |
| 3.   | WR A.J. Green (2011-Pres.)            | 41        |
| 3.   | WR Calvin Johnson (2008-15)           | 40        |
| 5.   | WR Antonio Brown (2010-Pres.)         | 37        |

Jackson has not only been one of the most explosive receivers since entering the league, but one of the most productive overall, ranking sixth in the NFL in receiving yards since 2008 and sixth among all active players.

### NFL RECEIVING YARDS (Since 2008)

| Rank | Player (Years)                        | Yards         |
|------|---------------------------------------|---------------|
| 1.   | WR Larry Fitzgerald (2008-Pres.)      | 11,509        |
| 2.   | WR Antonio Brown (2010-Pres.)         | 10,938        |
| 3.   | WR Calvin Johnson (2008-15)           | 10,863        |
| 4.   | WR Brandon Marshall (2008-Pres.)      | 10,717        |
| 5.   | WR Julio Jones (2011-Pres.)           | 10,377        |
| 6.   | <b>WR DeSean Jackson (2008-Pres.)</b> | <b>10,237</b> |

### NFL RECEIVING YARDS (Active Players)

| Rank | Player (Years)                        | Yards         |
|------|---------------------------------------|---------------|
| 1.   | WR Larry Fitzgerald (2004-Pres.)      | 16,053        |
| 2.   | WR Brandon Marshall (2006-Pres.)      | 12,351        |
| 3.   | TE Antonio Gates (2003-Pres.)         | 11,747        |
| 4.   | WR Antonio Brown (2010-Pres.)         | 10,938        |
| 5.   | WR Julio Jones (2011-Pres.)           | 10,377        |
| 6.   | <b>WR DeSean Jackson (2008-Pres.)</b> | <b>10,237</b> |

## FAMOUS JAMEIS

### WINSTON IN 2017

QB Jameis Winston had to miss the first playing time of his professional career in 2017, but still managed to post career-bests in completion percentage (63.8), yards per attempt (7.9) and passer rating (92.2), while posting a career-low interceptions rate (2.5 pct.).

Winston averaged 269.5 passing yards per game, the highest mark in franchise history and the sixth-highest mark in the NFL in 2017.

### 2017 NFL PASSING YARDS PER GAME (Min. 12 Games Played)

| Player (Team)                 | Yards        | GP        | Yds/Gm.      |
|-------------------------------|--------------|-----------|--------------|
| 1. Tom Brady (NE)             | 4,577        | 16        | 286.1        |
| 2. Ben Roethlisberger (PIT)   | 4,251        | 15        | 283.4        |
| 3. Philip Rivers (LAC)        | 4,515        | 16        | 282.2        |
| 4. Matthew Stafford (DET)     | 4,446        | 16        | 277.9        |
| 5. Drew Brees (NO)            | 4,334        | 16        | 270.9        |
| <b>6. Jameis Winston (TB)</b> | <b>3,504</b> | <b>13</b> | <b>269.5</b> |
| 7. Alex Smith (KC)            | 4,042        | 15        | 269.5        |
| 8. Matt Ryan (ATL)            | 4,095        | 16        | 255.9        |
| 9. Kirk Cousins (WAS)         | 4,093        | 16        | 255.8        |
| 10. Jared Goff (LAR)          | 3,804        | 15        | 253.6        |

Winston established a franchise record with 7.93 yards per attempt, which was the fourth-highest mark in the NFL. He also posted the fourth-highest yards per completion in the league.

### 2017 NFL HIGHEST YARDS PER ATTEMPT (Min. 224 Att.)

| Player (Team)                 | Att.       | Yds          | Yds/Att.    |
|-------------------------------|------------|--------------|-------------|
| 1. Drew Brees (NO)            | 536        | 4,334        | 8.09        |
| 2. Alex Smith (KC)            | 505        | 4,042        | 8.00        |
| 3. Jared Goff (LAR)           | 477        | 3,804        | 7.97        |
| <b>4. Jameis Winston (TB)</b> | <b>442</b> | <b>3,504</b> | <b>7.93</b> |
| 5. Tom Brady (NE)             | 581        | 4,577        | 7.88        |

### 2017 NFL HIGHEST YARDS PER COMPLETION (Min. 224 Att.)

| Player (Team)                 | Cmp.       | Yds          | Yds/Cmp.     |
|-------------------------------|------------|--------------|--------------|
| 1. Jared Goff (LAR)           | 296        | 3,804        | 12.85        |
| 2. Philip Rivers (LAC)        | 360        | 4,515        | 12.54        |
| 3. Carson Wentz (PHI)         | 265        | 3,296        | 12.44        |
| <b>4. Jameis Winston (TB)</b> | <b>282</b> | <b>3,504</b> | <b>12.43</b> |
| 5. Carson Palmer (ARI)        | 164        | 1,978        | 12.06        |

Winston's 2017 season had him rank among the best in franchise history in several categories, including establishing a new franchise record for yards per attempt.

### HIGHEST YARDS PER ATTEMPT - Team History (Min. 224 Att.)

| Player (Year)                     | Att.       | Yds          | Yds/Att.    |
|-----------------------------------|------------|--------------|-------------|
| <b>1. Ryan Fitzpatrick (2018)</b> | <b>225</b> | <b>2,199</b> | <b>9.77</b> |
| <b>2. Jameis Winston (2017)</b>   | <b>442</b> | <b>3,504</b> | <b>7.93</b> |
| 3. Brian Griese (2004)            | 336        | 2,632        | 7.83        |
| 4. Vinny Testaverde (1990)        | 365        | 2,818        | 7.72        |
| 5. Doug Williams (1981)           | 471        | 3,563        | 7.56        |

### HIGHEST COMPLETION PERCENTAGE - Team History (Min. 224 Att.)

| Player (Year)                     | Att.       | Cmp.       | Cmp. Pct.   |
|-----------------------------------|------------|------------|-------------|
| 1. Brian Griese (2004)            | 336        | 233        | 69.3        |
| <b>2. Ryan Fitzpatrick (2018)</b> | <b>225</b> | <b>151</b> | <b>67.1</b> |
| 2. Jeff Garcia (2008)             | 276        | 244        | 64.9        |
| 3. Jeff Garcia (2007)             | 327        | 209        | 63.9        |
| <b>5. Jameis Winston (2017)</b>   | <b>442</b> | <b>282</b> | <b>63.8</b> |

### HIGHEST PASSER RATING - Team History (Min. 224 Att.)

| Player (Year)                   | Att.       | Cmp.       | Yds          | TD        | INT       | Rtg.        |
|---------------------------------|------------|------------|--------------|-----------|-----------|-------------|
| 1. Ryan Fitzpatrick (2018)      | 225        | 151        | 2,199        | 17        | 9         | 107.3       |
| 2. Brian Griese (2004)          | 336        | 233        | 2,632        | 20        | 12        | 97.5        |
| 3. Josh Freeman (2010)          | 474        | 291        | 3,451        | 25        | 6         | 95.9        |
| 4. Jeff Garcia (2007)           | 327        | 209        | 2,440        | 13        | 4         | 94.6        |
| 5. Brad Johnson (2002)          | 451        | 281        | 3,049        | 22        | 6         | 92.9        |
| <b>6. Jameis Winston (2017)</b> | <b>442</b> | <b>282</b> | <b>3,504</b> | <b>19</b> | <b>11</b> | <b>92.2</b> |

### WINSTON THROUGH THREE SEASONS

In his first three seasons, Winston totaled 11,636 passing yards, the third-most ever by a player from their rookie season through their third season, while throwing for 69 touchdowns, tied for the seventh-most ever by a player from their rookie season through their third season.

### MOST PASSING YARDS BY A PLAYER IN HIS FIRST THREE SEASONS

| Rank      | Player                              | Yards         |
|-----------|-------------------------------------|---------------|
| 1.        | Andrew Luck (IND, 2012-14)          | 12,957        |
| 2.        | Peyton Manning (IND, 1998-2000)     | 12,287        |
| <b>3.</b> | <b>Jameis Winston (TB, 2015-17)</b> | <b>11,636</b> |
| 4.        | Dan Marino (MIA, 1983-85)           | 11,431        |
| 5.        | Andy Dalton (CIN, 2011-13)          | 11,360        |
| 6.        | Cam Newton (CAR, 2011-13)           | 11,299        |
| 7.        | Ryan Tannehill (MIA, 2012-14)       | 11,252        |
| 8.        | Blake Bortles (JAC, 2014-16)        | 11,241        |
| 9.        | Derek Carr (OAK, 2014-16)           | 11,194        |
| 10.       | Drew Bledsoe (NE, 1993-95)          | 10,556        |



## FAMOUS JAMEIS

### MOST TOUCHDOWN PASSES BY A PLAYER IN HIS FIRST THREE SEASONS

| Rank | Player                              | No.       |
|------|-------------------------------------|-----------|
| 1.   | Dan Marino (MIA, 1983-85)           | 98        |
| 3.   | Andrew Luck (IND, 2012-14)          | 86        |
| 3.   | Peyton Manning (IND, 1998-2000)     | 85        |
| 4.   | Derek Carr (OAK, 2014-16)           | 81        |
| 5.   | Andy Dalton (CIN, 2011-13)          | 80        |
| 6.   | Russell Wilson (SEA, 2012-14)       | 72        |
| 7.   | <b>Jameis Winston (TB, 2015-17)</b> | <b>69</b> |
| 7.   | Blake Bortles (JAC, 2014-16)        | 69        |
| 9.   | Matt Ryan (ATL, 2008-10)            | 66        |
| 10.  | Cam Newton (CAR, 2011-13)           | 64        |

### WINSTON IN BUCCANEERS HISTORY

Winston's first three seasons have already distinguished themselves as three of the best passing seasons in franchise history, with all three years ranking in the top 10 in passing yards, along with two of the top three seasons in passing touchdowns - including a team-record 28 in 2016.

### BUCCANEERS SINGLE SEASON PASSING YARD LEADERS

| Rank | Player                | Year        | Passing Yards |
|------|-----------------------|-------------|---------------|
| 1.   | <b>Jameis Winston</b> | <b>2016</b> | <b>4,090</b>  |
| 2.   | Josh Freeman          | 2012        | 4,065         |
| 3.   | <b>Jameis Winston</b> | <b>2015</b> | <b>4,042</b>  |
| 4.   | Brad Johnson          | 2003        | 3,811         |
| 5.   | Josh Freeman          | 2011        | 3,592         |
| 6.   | Doug Williams         | 1981        | 3,563         |
| 7.   | Steve DeBerg          | 1984        | 3,554         |
| 8.   | <b>Jameis Winston</b> | <b>2017</b> | <b>3,504</b>  |
| 9.   | Josh Freeman          | 2010        | 3,451         |
| 10.  | Brad Johnson          | 2001        | 3,406         |

### BUCCANEERS SINGLE SEASON PASSING TOUCHDOWN LEADERS

| Rank | Player                | Year        | Passing TD |
|------|-----------------------|-------------|------------|
| 1.   | <b>Jameis Winston</b> | <b>2016</b> | <b>28</b>  |
| 2.   | Josh Freeman          | 2012        | 27         |
| 3.   | Brad Johnson          | 2003        | 26         |
| 4.   | Josh Freeman          | 2010        | 25         |
| 5.   | Brad Johnson          | 2002        | 22         |
| 5.   | <b>Jameis Winston</b> | <b>2015</b> | <b>22</b>  |
| 7.   | Trent Dilfer          | 1997        | 21         |
| 7.   | Trent Dilfer          | 1998        | 21         |
| 9.   | Brian Griese          | 2004        | 20         |
| 9.   | Vinny Testaverde      | 1989        | 20         |
| 9.   | Doug Williams         | 1980        | 20         |

Through his first three-plus seasons, Winston is already one of the most accomplished passers in team history, ranking second in team history in passing yards and holding the franchise record for touchdown passes.

### MOST PASSING YARDS (Team History)

| Rank | Player                              | Yards         |
|------|-------------------------------------|---------------|
| 1.   | Vinny Testaverde, 1987-92           | 14,820        |
| 2.   | <b>Jameis Winston, 2015-Present</b> | <b>13,577</b> |
| 3.   | Josh Freeman, 2009-13               | 13,534        |
| 4.   | Trent Dilfer, 1994-99               | 12,969        |
| 5.   | Doug Williams, 1978-82              | 12,648        |
| 6.   | Brad Johnson, 2001-04               | 10,940        |
| 7.   | Steve DeBerg, 1984-87, 1992-93      | 9,439         |
| 8.   | Craig Erickson, 1992-94             | 6,094         |
| 9.   | Jeff Garcia, 2007-08                | 5,152         |
| 9.   | Brian Griese, 2004-08               | 4,841         |

### MOST PASSING TOUCHDOWNS (Team History)

| Rank | Player                              | TDs       |
|------|-------------------------------------|-----------|
| 1.   | <b>Jameis Winston, 2015-Present</b> | <b>81</b> |
| 2.   | Josh Freeman, 2009-13               | 80        |
| 3.   | Vinny Testaverde, 1987-92           | 77        |
| 4.   | Doug Williams, 1978-82              | 73        |
| 5.   | Trent Dilfer, 1994-99               | 70        |
| 6.   | Brad Johnson, 2001-04               | 64        |
| 7.   | Steve DeBerg, 1984-87, 1992-93      | 61        |
| 8.   | Craig Erickson, 1992-94             | 34        |
| 9.   | Brian Griese, 2004-08               | 32        |
| 10.  | Mike Glennon, 2013-Present          | 30        |

### WINSTON SINGLE-GAME FRANCHISE RECORDS

Against the L.A. Rams in 2016 (9/25/16), Winston threw for a career-high 405 passing yards, then the fifth-highest single-game mark in franchise history (now ranks eighth).

### MOST SINGLE-GAME PASSING YARDS - (Team History)

| Player                   | Opponent-Date          | Pass Yds   |
|--------------------------|------------------------|------------|
| 1. Doug Williams         | at MIN-11/16/80        | 486        |
| 2. Vinny Testaverde      | at IND-10/16/88        | 469        |
| 3. Josh Freeman          | vs. NO-10/21/12        | 420        |
| 4. Ryan Fitzpatrick      | at NO-9/9/18           | 417        |
| 5. Ryan Fitzpatrick      | vs. PIT 9/24/18        | 411        |
| 6. Brian Griese          | at CHI-9/21/08         | 407        |
| 7. Ryan Fitzpatrick      | vs. WAS-11/11/18       | 406        |
| 8. <b>Jameis Winston</b> | <b>vs. LAR-9/25/16</b> | <b>405</b> |
| 9. Ryan Fitzpatrick      | vs. PHI-9/16/18        | 402        |
| 10. Brad Johnson         | vs. CHI-11/18/01       | 399        |

## FAMOUS JAMEIS

At Carolina (12/24/17), Winston threw for 367 yards on just 27 attempts, a 13.59 yards per attempt mark that stands as the third-highest in a single game in franchise history.

### HIGHEST YARDS PER ATTEMPT - Team History (Single Game - Min. 20 Att.)

| Player                   | Date & Opp.            | Att.      | Yds        | Yds/Att.     |
|--------------------------|------------------------|-----------|------------|--------------|
| 1. Ryan Fitzpatrick      | 9/9/18 at NO           | 28        | 21         | 14.89        |
| 2. Vinny Testaverde      | 9/13/92 vs. GB         | 25        | 363        | 14.52        |
| <b>3. Jameis Winston</b> | <b>12/24/17 at CAR</b> | <b>27</b> | <b>367</b> | <b>13.59</b> |
| 4. Craig Erickson        | 9/11/94 vs. IND        | 24        | 313        | 13.04        |
| 5. Josh Freeman          | 10/14/12 vs. KC        | 26        | 328        | 12.62        |

At Philadelphia (11/22/15), Winston threw five touchdown passes, tied for the most by a rookie since the 1970 NFL Merger (DET QB Matthew Stafford, 11/22/09 vs. CLE). His five touchdown passes also matched the franchise record.

### MOST SINGLE-GAME PASSING TOUCHDOWNS (Team History)

| Player                      | Opponent-Date          | Pass TD  |
|-----------------------------|------------------------|----------|
| 1. QB Steve DeBerg          | vs. ATL-9/13/87        | 5        |
| 1. QB Josh Freeman          | vs. SEA-12/26/10       | 5        |
| 1. QB Brad Johnson          | vs. MIN-11/3/02        | 5        |
| <b>1. QB Jameis Winston</b> | <b>at PHI-11/22/15</b> | <b>5</b> |

### JAMEIS IN 2016

Winston's 28 touchdown passes in 2016 were tied for the seventh-most in the NFL.

### 2016 NFL PASSING TOUCHDOWN LEADERS

| Rank      | Player (Team)              | Pass TD   |
|-----------|----------------------------|-----------|
| 1.        | Aaron Rodgers (GB)         | 40        |
| 2.        | Matt Ryan (ATL)            | 38        |
| 3.        | Drew Brees (NO)            | 37        |
| 4.        | Philip Rivers (SD)         | 33        |
| 5.        | Andrew Luck (IND)          | 31        |
| 6.        | Ben Roethlisberger (PIT)   | 29        |
| <b>7.</b> | <b>Jameis Winston (TB)</b> | <b>28</b> |
| 7.        | Derek Carr (OAK)           | 28        |
| 7.        | Tom Brady (NE)             | 28        |
| 10.       | Eli Manning (NYG)          | 26        |
| 10.       | Marcus Mariota (TEN)       | 26        |
| 10.       | Carson Palmer (ARI)        | 26        |

### JAMEIS AS A ROOKIE VS. ROOKIE QBS

Winston's totals as a rookie year placed him among the all-time NFL rookie leaders in both passing yards and passing touchdowns

### NFL ROOKIE PASSING YARD LEADERS - (Since 1970)

| Rank      | Player (Team)              | Year        | Passing Yards |
|-----------|----------------------------|-------------|---------------|
| 1.        | Andrew Luck (IND)          | 2012        | 4,374         |
| 2.        | Cam Newton (CAR)           | 2011        | 4,051         |
| <b>3.</b> | <b>Jameis Winston (TB)</b> | <b>2015</b> | <b>4,042</b>  |
| 4.        | Carson Wentz (PHI)         | 2016        | 3,782         |
| 5.        | Peyton Manning (IND)       | 1998        | 3,739         |
| 6.        | Dak Prescott (DAL)         | 2016        | 3,667         |
| 7.        | Sam Bradford (STL)         | 2010        | 3,512         |
| 8.        | Matt Ryan (ATL)            | 2008        | 3,440         |
| 9.        | Andy Dalton (CIN)          | 2011        | 3,398         |
| 10.       | Brandon Weeden (CLE)       | 2012        | 3,385         |

### NFL ROOKIE PASSING TOUCHDOWN LEADERS - (Since 1970)

| Rank      | Player (Team)              | Year        | Passing TD |
|-----------|----------------------------|-------------|------------|
| 1.        | Peyton Manning (IND)       | 1998        | 26         |
| 1.        | Russell Wilson (SEA)       | 2012        | 26         |
| 3.        | Andrew Luck (IND)          | 2012        | 23         |
| 3.        | Dak Prescott (DAL)         | 2016        | 23         |
| <b>5.</b> | <b>Jameis Winston (TB)</b> | <b>2015</b> | <b>22</b>  |
| 6.        | Cam Newton (CAR)           | 2011        | 21         |
| 6.        | Derek Carr (OAK)           | 2014        | 21         |
| 8.        | Andy Dalton (CIN)          | 2011        | 20         |
| 8.        | Robert Griffin III (WAS)   | 2012        | 20         |
| 8.        | Dan Marino (MIA)           | 1983        | 20         |

In 2015, Winston had a passer rating of 84.2, which stands as the 11th-highest mark by a rookie quarterback since the 1970 NFL/AFL Merger.

### HIGHEST PASSER RATING BY A ROOKIE - (Since 1970, Min. 200 Att.)

| Player                         | Att.       | Cmp.       | Yds          | TD        | INT       | Rtg.        |
|--------------------------------|------------|------------|--------------|-----------|-----------|-------------|
| 1. Dak Prescott (DAL)          | 459        | 311        | 3,667        | 23        | 4         | 104.9       |
| 2. Deshaun Watson (HOU)        | 204        | 126        | 1,699        | 19        | 8         | 103.0       |
| 3. Robert Griffin III (WAS)    | 393        | 258        | 3,200        | 20        | 5         | 102.4       |
| 4. Russell Wilson (SEA)        | 393        | 252        | 3,118        | 26        | 10        | 101.5       |
| 5. Ben Roethlisberger (PIT)    | 295        | 196        | 2,621        | 17        | 11        | 98.1        |
| 6. Dan Marino (MIA)            | 296        | 173        | 2,210        | 20        | 6         | 96.0        |
| 7. Marcus Mariota (TEN)        | 370        | 230        | 2,818        | 19        | 10        | 91.5        |
| 8. Matt Ryan (ATL)             | 434        | 265        | 3,440        | 16        | 11        | 87.7        |
| 9. Teddy Bridgewater (MIN)     | 402        | 259        | 2,919        | 14        | 12        | 85.2        |
| 10. Cam Newton (CAR)           | 517        | 310        | 4,051        | 21        | 17        | 84.5        |
| <b>11. Jameis Winston (TB)</b> | <b>535</b> | <b>312</b> | <b>4,042</b> | <b>22</b> | <b>15</b> | <b>84.2</b> |



## FAMOUS JAMEIS

### JAMEIS VS. BUCCANEERS ROOKIES

In 2015, Winston not only distinguished himself as one of the top rookie quarterbacks in league history, but as the best rookie quarterback in team history.

#### MOST TOUCHDOWN PASSES BY BUCCANEERS ROOKIES

| Player                   | Year        | Att.       | Cmp.       | Yds          | TD        | INT       | Rtg.        |
|--------------------------|-------------|------------|------------|--------------|-----------|-----------|-------------|
| <b>1. Jameis Winston</b> | <b>2015</b> | <b>535</b> | <b>312</b> | <b>4,042</b> | <b>22</b> | <b>15</b> | <b>84.2</b> |
| 2. Mike Glennon          | 2013        | 416        | 247        | 2,608        | 19        | 9         | 83.9        |
| 3. Josh Freeman          | 2009        | 290        | 158        | 1,855        | 10        | 18        | 59.8        |
| 4. Bruce Gradkowski      | 2006        | 328        | 177        | 1,661        | 9         | 9         | 65.9        |
| 5. Shaun King            | 1999        | 146        | 89         | 875          | 7         | 4         | 82.4        |
| 5. Doug Williams         | 1978        | 194        | 73         | 1,170        | 7         | 8         | 53.4        |

At St. Louis, Winston threw for a then career-high 363 yards, the second-most by a rookie in team history and the most by a Buccaneers quarterback since 2012 (Josh Freeman, 372 yards vs. St. Louis, 12/23/12).

#### MOST SINGLE-GAME PASSING YARDS – (Rookies)

| Player                   | Opponent-Date          | Pass Yds   |
|--------------------------|------------------------|------------|
| 1. Vinny Testaverde      | at NO-12/6/87          | 369        |
| <b>2. Jameis Winston</b> | <b>at STL-12/17/15</b> | <b>363</b> |
| <b>3. Jameis Winston</b> | <b>at CAR-1/3/16</b>   | <b>325</b> |
| 4. Josh Freeman          | at CAR-12/6/09         | 321        |
| 5. Doug Williams         | vs. MIN-10/1/78        | 311        |

Part of Winston's 363 yards were 238 yards in the fourth quarter, the most in any quarter in franchise history and the most by an NFL quarterback in the fourth quarter since 2012 (Eli Manning, 243 passing yards vs. Tampa Bay, 9/16/12). His 238 passing yards were the most in any quarter since Aaron Rodgers in 2014 (242, second quarter vs. Chicago, 11/9)

### JAMEIS GOING DEEP

One of Winston's strengths is a willingness to throw the ball down the field, which has helped open up the Buccaneers' passing attack. Since entering the league in 2015, Winston ranks third in the league in pass yards per completion

#### 2015-18 NFL HIGHEST YARDS PER COMPLETION (Min. 1,000 Att.)

| Player (Team)                   | Cmp.         | Yds           | Yds/Cmp.     |
|---------------------------------|--------------|---------------|--------------|
| 1. Jared Goff (LAR)             | 683          | 8,647         | 12.66        |
| 2. Carson Palmer (ARI)          | 870          | 10,882        | 12.51        |
| <b>3. Jameis Winston (TB)</b>   | <b>1,096</b> | <b>13,577</b> | <b>12.39</b> |
| <b>4. Ryan Fitzpatrick (TB)</b> | <b>823</b>   | <b>10,084</b> | <b>12.25</b> |
| 5. Philip Rivers (LAC)          | 1,411        | 17,111        | 12.13        |

### DUAL THREAT

Winston also rushed for six touchdowns in 2015, the most ever by a Buccaneers quarterback in a single season and through two seasons is tied for the second-most career rushing touchdowns by a quarterback in team history.

#### MOST RUSHING TOUCHDOWNS BY A QB, SINGLE SEASON (Team History)

| Rank      | Player                      | Rush TD  |
|-----------|-----------------------------|----------|
| <b>1.</b> | <b>Jameis Winston, 2015</b> | <b>6</b> |
| 2.        | Shaun King, 2000            | 5        |
| 2.        | Steve Young, 1986           | 5        |
| 4.        | Josh Freeman, 2011          | 4        |
| 4.        | Doug Williams, 1980         | 4        |
| 4.        | Doug Williams, 1981         | 4        |

#### MOST RUSHING TOUCHDOWNS BY A QB (Team History)

| Rank      | Player                            | Rush TD  |
|-----------|-----------------------------------|----------|
| 1.        | Doug Williams, 1978-82            | 13       |
| <b>2.</b> | <b>Jameis Winston, 2015-Pres.</b> | <b>8</b> |
| 2.        | Steve Young, 1985-86              | 6        |
| 4.        | Trent Dilfer, 1994-99             | 5        |
| 4.        | Shaun King, 1999-2003             | 5        |
| 4.        | Vinny Testaverde, 1987-92         | 5        |

#### 2015 NFL MOST RUSHING TOUCHDOWNS BY A QB

| Rank      | Player (Team)              | Rush TD  |
|-----------|----------------------------|----------|
| 1.        | Cam Newton (CAR)           | 10       |
| <b>2.</b> | <b>Jameis Winston (TB)</b> | <b>6</b> |
| 3.        | Kirk Cousins (WAS)         | 5        |
| 4.        | Tyrod Taylor (BUF)         | 4        |
| 4.        | Tom Brady (NE)             | 3        |
| 4.        | Teddy Bridgewater (MIN)    | 3        |
| 4.        | Andy Dalton (CIN)          | 3        |
| 4.        | Joe Flacco (BAL)           | 3        |

## THE REAL MCCOY

### GERALDINI THE GREAT

Buccaneer DT Gerald McCoy has been selected to the Pro Bowl in each of the past six seasons. The All-Pro may have had his best season yet in 2017.

In 2017, McCoy had 24 quarterback hits, tied for the 10th-most in the NFL, setting a new career high. He finished second among defensive tackles.

### 2017 NFL QB HIT LEADERS

| Rank | Player                      | QBH       |
|------|-----------------------------|-----------|
| 1.   | LB Chandler Jones (ARI)     | 33        |
| 2.   | DE Calais Campbell (JAC)    | 30        |
| 3.   | DE Cameron Jordan (NO)      | 28        |
| 4.   | DT Aaron Donald (LAR)       | 27        |
| 4.   | LB Cameron Wake (MIA)       | 27        |
| 6.   | DE Demarcus Lawrence (DAL)  | 26        |
| 7.   | DE Trey Flowers (NE)        | 25        |
| 7.   | DE Everson Griffen (MIN)    | 25        |
| 7.   | DE Leonard Williams (NYJ)   | 25        |
| 10.  | <b>DT Gerald McCoy (TB)</b> | <b>24</b> |
| 10.  | DE Michael Bennett (SEA)    | 24        |
| 10.  | DE Carlos Dunlap (CIN)      | 24        |
| 10.  | LB Melvin Ingram (LAC)      | 24        |

McCoy ranked third in tackles for loss among all defensive tackles in 2017.

### 2017 NFL TFL LEADERS – Defensive Tackles

| Rank | Player                   | TFL       |
|------|--------------------------|-----------|
| 1.   | Aaron Donald (LAR)       | 15        |
| 1.   | Grady Jarrett (ATL)      | 15        |
| 3.   | <b>Gerald McCoy (TB)</b> | <b>13</b> |
| 4.   | Jurrell Casey (TEN)      | 12        |
| 5.   | Geno Atkins (CIN)        | 10        |
| 5.   | Malik Jackson (JAC)      | 10        |

### MCCOY VS. NFL

Since 2013, McCoy ranks second in sacks by defensive tackles in the NFL.

### 2013-18 NFL SACK LEADERS – Defensive Tackles

| Rank | Player                   | Sacks       |
|------|--------------------------|-------------|
| 1.   | Aaron Donald (LAR)       | 55.5        |
| 2.   | <b>Gerald McCoy (TB)</b> | <b>45.5</b> |
| 3.   | Geno Atkins (CIN)        | 45.0        |
| 4.   | Jurrell Casey (TEN)      | 39.0        |
| 5.   | Ndamukong Suh (LAR)      | 33.0        |

More than just a pass-rusher, McCoy has shown his ability at stopping the run. His 69 tackles for loss are the fifth-most by a defensive tackle since 2012.

### NFL TFL LEADERS - DEFENSIVE TACKLES (2012-17)

| Rank | Player (Team)            | TFL       |
|------|--------------------------|-----------|
| 1.   | Aaron Donald (LAR)       | 92        |
| 2.   | Ndamukong Suh (LAR)      | 87        |
| 3.   | Geno Atkins (CIN)        | 79        |
| 4.   | Jurrell Casey (TEN)      | 71        |
| 5.   | <b>Gerald McCoy (TB)</b> | <b>69</b> |

### MCCOY IN TEAM HISTORY

McCoy's 9.5 sacks in 2013 are tied for the fifth-most in a single season by a defensive tackle. He is only the third defensive tackle in Buccaneers history to top 9.0 sacks in a single season (Warren Sapp, Santana Dotson).

### MOST SACKS, SINGLE SEASON - DEFENSIVE TACKLES (Team History)

| Rank | Player              | Year        | Sacks      |
|------|---------------------|-------------|------------|
| 1.   | Warren Sapp         | 2000        | 16.5       |
| 2.   | Warren Sapp         | 1999        | 12.5       |
| 3.   | Warren Sapp         | 1997        | 10.5       |
| 4.   | Santana Dotson      | 1992        | 10.0       |
| 5.   | David Logan         | 1983        | 9.5        |
| 5.   | <b>Gerald McCoy</b> | <b>2013</b> | <b>9.5</b> |

For his career, McCoy has 50.0 sacks, the second-most by a defensive tackle in team history and the fourth-most in franchise history.

### MOST SACKS - DEFENSIVE TACKLE (Team History)

| Rank | Player                          | Sacks       |
|------|---------------------------------|-------------|
| 1.   | Warren Sapp, 1995-2003          | 77.0        |
| 2.   | <b>Gerald McCoy, 2010-Pres.</b> | <b>54.5</b> |
| 3.   | David Logan, 1979-86*           | 39.0        |
| 4.   | Brad Culpepper, 1994-99         | 33.0        |
| 5.   | Santana Dotson, 1992-95         | 23.0        |

\* Sacks were not an official stat until 1982. Logan is credited with 28.5 by Stats, Inc.

### MOST SACKS - TEAM HISTORY

| Rank | Player                          | Sacks       |
|------|---------------------------------|-------------|
| 1.   | Lee Roy Selmon, 1976-84*        | 78.5        |
| 2.   | Warren Sapp, 1995-2003          | 77.0        |
| 3.   | Simeon Rice, 2001-06            | 69.5        |
| 4.   | <b>Gerald McCoy, 2010-Pres.</b> | <b>54.5</b> |
| 5.   | David Logan, 1979-86*           | 39.0        |
| 6.   | Chidi Ahanotu, 1993-00, 2004    | 34.5        |
| 7.   | Brad Culpepper, 1994-99         | 33.0        |
| 8.   | Ronde Barber, 1997-2012         | 28.0        |
| 9.   | Broderick Thomas, 1989-93       | 26.5        |
| 10.  | Greg Spires, 2002-07            | 26.0        |

\* Sacks were not an official stat until 1982. Selmon is credited with 23.0 & Logan is credited with 28.5 by Stats, Inc.



## DOMINANT DAVID

Since entering the NFL in 2012, Lavonte David has shown himself to be one of the top linebackers in the league, earning All-Rookie honors from nearly every publication his first season, then following up a Pro Bowl selection in 2015 and All-Pro honors following the 2013 and 2016 seasons.

### DAVID SINCE ENTERING THE LEAGUE

Since 2012, David has made the third-most tackles in the NFL and the most solo tackles.

#### 2012-18 NFL TACKLE LEADERS

| Rank | Player (Current Team)        | Tackles    |
|------|------------------------------|------------|
| 1.   | LB Luke Kuechly (CAR)        | 918        |
| 2.   | LB Bobby Wagner (SEA)        | 875        |
| 3.   | <b>LB Lavonte David (TB)</b> | <b>847</b> |
| 4.   | LB Paul Posluszny (Retired)  | 696        |
| 5.   | LB Lawrence Timmons (FA)     | 681        |

#### 2012-18 NFL SOLO TACKLE LEADERS

| Rank | Player (Current Team)        | Solo Tackles |
|------|------------------------------|--------------|
| 1.   | <b>LB Lavonte David (TB)</b> | <b>613</b>   |
| 2.   | LB Luke Kuechly (CAR)        | 587          |
| 3.   | LB Bobby Wagner (SEA)        | 532          |
| 4.   | LB Paul Posluszny (Retired)  | 517          |
| 5.   | S Reshad Jones (MIA)         | 501          |

From 2012-17, David recorded the second-most run stuffs of any player in football.

#### 2012-17 STUFFS LEADERS

| Rank | Player (Current Team)        | Stuffs      |
|------|------------------------------|-------------|
| 1.   | DE J.J. Watt (HOU)           | 69.5        |
| 2.   | <b>LB Lavonte David (TB)</b> | <b>59.5</b> |
| 3.   | DE Michael Bennett (PHI)     | 54.0        |
| 4.   | DT Ndamukong Suh (LAR)       | 46.5        |
| 5.   | DE Calais Campbell (JAC)     | 46.0        |

David has also been one of the leaders in tackles for loss over the last six seasons. His 102 TFLs during that stretch are second in the NFL, and he is one of only two players in the league to post three consecutive seasons (2012-14) with at least 15 tackles for loss (also J.J. Watt, 2012-15).

#### 2012-18 NFL TACKLE FOR LOSS LEADERS

| Rank | Player (Current Team)        | TFL        |
|------|------------------------------|------------|
| 1.   | DE J.J. Watt (HOU)           | 137        |
| 2.   | <b>LB Lavonte David (TB)</b> | <b>104</b> |
| 3.   | LB Von Miller (DEN)          | 103        |
| 4.   | DE Calais Campbell (JAC)     | 99         |
| 5.   | DE Michael Bennett (PHI)     | 95         |
| 6.   | DE Cameron Jordan (NO)       | 93         |
| 7.   | DT Aaron Donald (LAR)        | 92         |
| 7.   | LB Chandler Jones (ARI)      | 92         |
| 9.   | LB Ryan Kerrigan (WAS)       | 91         |
| 10.  | DT Ndamukong Suh (LAR)       | 87         |

David has shown his ability to help not only stop the run, but to defend the pass. Since entering the NFL in 2012, David is tied for second in the league in interceptions by a linebacker and ranks fifth in passes defended during that span.

#### 2012-18 NFL INTERCEPTIONS - (Linebackers)

| Rank | Player (Team)             | INT       |
|------|---------------------------|-----------|
| 1.   | Luke Kuechly (CAR)        | 16        |
| 2.   | <b>Lavonte David (TB)</b> | <b>10</b> |
| 2.   | Kiko Alonso (MIA)         | 10        |
| 2.   | Thomas Davis (CAR)        | 10        |
| 2.   | Alec Ogletree (NYG)       | 10        |

#### 2012-18 NFL PASSES DEFENSED - (Linebackers)

| Rank | Player (Team)             | PD        |
|------|---------------------------|-----------|
| 1.   | Luke Kuechly (CAR)        | 52        |
| 2.   | Alec Ogletree (NYG)       | 49        |
| 3.   | Karlos Dansby (FA)        | 46        |
| 4.   | Bobby Wagner (SEA)        | 41        |
| 5.   | <b>Lavonte David (TB)</b> | <b>38</b> |

## DOMINANT DAVID

### HISTORICAL PERFORMANCE

In his first six seasons, David totaled 764 tackles, 18.0 sacks and 10 interceptions. He is one of only two players in the NFL over the past six seasons with at least 15.0 sacks and 10 interceptions. The start to his career compares with several of his most notable peers, as well as Hall of Famers.

### NOTABLE LINEBACKERS - FIRST SIX SEASONS

| Player               | Years          | Tkls       | Sacks       | INT       | FF        | FR        |
|----------------------|----------------|------------|-------------|-----------|-----------|-----------|
| Ray Lewis*           | 1996-2001      | 880        | 19.5        | 12        | 3         | 5         |
| Luke Kuechly*        | 2012-17        | 818        | 10.5        | 15        | 5         | 8         |
| Derrick Brooks*^     | 1995-2000      | 815        | 5.5         | 9         | 14        | 3         |
| Patrick Willis       | 2007-12        | 812        | 17.5        | 7         | 14        | 5         |
| Zach Thomas          | 1996-2001      | 806        | 10.0        | 11        | 9         | 3         |
| <b>Lavonte David</b> | <b>2012-17</b> | <b>764</b> | <b>18.0</b> | <b>10</b> | <b>17</b> | <b>11</b> |
| Junior Seau^         | 1990-95        | 730        | 20.0        | 6         | 4         | 5         |
| Brian Urlacher       | 2000-05        | 701        | 32.5        | 7         | 7         | 5         |
| Lance Briggs         | 2003-08        | 658        | 6.0         | 9         | 10        | 6         |

\*Won NFL Defensive Player of the Year in span.

^Selected to Pro Football Hall of Fame.

In 2013, David put together a historical season, one that ranked alongside some of the best linebackers in NFL history.

### NOTABLE LINEBACKER SEASONS SINCE 1982

| Player                 | Year        | Tkls       | Sacks      | INT      |
|------------------------|-------------|------------|------------|----------|
| Ray Lewis*^            | 2003        | 163        | 1.5        | 6        |
| Luke Kuechly*^         | 2013        | 156        | 2.0        | 4        |
| <b>Lavonte David</b> ^ | <b>2013</b> | <b>144</b> | <b>7.0</b> | <b>5</b> |
| Junior Seau^           | 1996        | 138        | 7.0        | 2        |
| Ray Lewis*^            | 2000        | 136        | 3.0        | 2        |
| Brian Urlacher*^       | 2005        | 122        | 6.0        | 0        |
| Hardy Nickerson^       | 1996        | 120        | 3.0        | 2        |
| Derrick Brooks*^       | 2002        | 118        | 1.0        | 5        |
| Patrick Willis^        | 2009        | 114        | 4.0        | 3        |
| Mike Singletary*^      | 1985        | 113        | 3.0        | 1        |
| Lance Briggs^          | 2005        | 107        | 2.0        | 2        |
| Thomas Davis^          | 2015        | 105        | 5.5        | 4        |

\*Won NFL Defensive Player of the Year.

^Named to an All-Pro team following the season.

David joined former All-Pro S Dave Duerson (1986) as the only two players since 1982 to record at least 7.0 sacks and five interceptions in the same season. David is the only linebacker to ever do so.

### IN COVERAGE

David finished 2013 with five interceptions, tied for the most ever by a Buccaneers linebacker in a single season.

### MOST INTERCEPTIONS IN A SINGLE SEASON (Linebackers - Team History)

| Player                  | Year        | INT      |
|-------------------------|-------------|----------|
| 1. Derrick Brooks       | 2002        | 5        |
| <b>1. Lavonte David</b> | <b>2013</b> | <b>5</b> |
| 1. Cecil Johnson        | 1981        | 5        |
| 4. Derrick Brooks       | 1999        | 4        |
| 4. Jamie Duncan         | 1977        | 4        |
| 4. Richard Wood         | 1984        | 4        |

Against Buffalo (12/8/13), David recorded two interceptions, becoming the first Buccaneer to record multiple interceptions in the same game since CB Aqib Talib in 2010 (2 at ARI, 10/31/10) and the first Buccaneers linebacker to record multiple interceptions in the same game since Derrick Brooks (2 vs. CHI, 10/24/99). David is one of only six Buccaneers linebackers ever to record multiple interceptions in the same game. He did so again against Philadelphia (11/22/15), becoming the first linebacker in team history with more than one multi-interception game.

### MULTIPLE INTERCEPTIONS IN A SINGLE GAME (Linebackers - Team History)

| Player               | Opponent-Date          | INT      |
|----------------------|------------------------|----------|
| Derrick Brooks       | vs. CHI-10/24/99       | 2        |
| <b>Lavonte David</b> | <b>vs. BUF-12/8/13</b> | <b>2</b> |
| <b>Lavonte David</b> | <b>at PHI-11/22/15</b> | <b>2</b> |
| Cecil Johnson        | vs. DET-10/4/81        | 2        |
| Dave Lewis           | vs. CHI-10/22/78       | 2        |
| Broderick Thomas     | at NO-11/1/92          | 2        |
| Richard Wood         | at NO-12/11/77         | 2        |

David has 10 career interceptions, tied for the second-most by a linebacker in team history.

### MOST INTERCEPTIONS BY A LB - Team History

| Rank      | Player                           | INT       |
|-----------|----------------------------------|-----------|
| 1.        | Derrick Brooks, 1995-2008        | 25        |
| <b>2.</b> | <b>Lavonte David, 2012-Pres.</b> | <b>10</b> |
| 2.        | Dave Lewis, 1977-81              | 10        |
| 4.        | Cecil Johnson, 1977-85           | 9         |
| 4.        | Richard Wood, 1976-84            | 9         |



## DOMINANT DAVID

### GET READY FOR FUMBLES

David has been one of the best players in the NFL at forcing and recovering fumbles, tying for the sixth-most forced fumbles and recording the most fumble recoveries in the NFL since 2012.

### 2012-18 NFL FORCED FUMBLE LEADERS

| Rank      | Player (Current Team)        | FF        |
|-----------|------------------------------|-----------|
| 1.        | LB Von Miller (DEN)          | 23        |
| 2.        | LB Robert Quinn (MIA)        | 22        |
| 3.        | LB Ryan Kerrigan (WAS)       | 20        |
| 3.        | DE J.J. Watt (HOU)           | 20        |
| 5.        | DE Chandler Jones (ARI)      | 19        |
| <b>6.</b> | <b>LB Lavonte David (TB)</b> | <b>18</b> |
| 6.        | DE Carlos Dunlap (CIN)       | 18        |
| 6.        | DE Cameron Wake (MIA)        | 18        |
| 9.        | DE Cliff Avril (Retired)     | 15        |
| 9.        | DE Bruce Irvin (ATL)         | 15        |
| 9.        | DE Julius Peppers (CAR)      | 15        |
| 9.        | CB Charles Tillman (Retired) | 15        |

### 2012-18 NFL OPPONENT FUMBLE RECOVERY LEADERS

| Rank      | Player (Current Team)        | FR        |
|-----------|------------------------------|-----------|
| <b>1.</b> | <b>LB Lavonte David (TB)</b> | <b>12</b> |
| 2.        | DE Julius Peppers (CAR)      | 11        |
| 2.        | DE J.J. Watt (HOU)           | 11        |
| 4.        | S Mike Adams (CAR)           | 10        |
| 5.        | DT Fletcher Cox (PHI)        | 9         |
| 5.        | LB D'Qwell Jackson (FA)      | 9         |
| 5.        | LB Craig Robertson (NO)      | 9         |

In 2013 David earned a first-team All-Pro selection, joining Brooks and Hardy Nickerson as the only linebackers in franchise history to earn that distinction.

### MOST FIRST-TEAM ALL-PRO SELECTIONS - LINEBACKERS (Team History)

| Player               | Selections | Years                    |
|----------------------|------------|--------------------------|
| Derrick Brooks       | 5          | 1999-2000, 2002, 2004-05 |
| Hardy Nickerson      | 2          | 1993, 1997               |
| <b>Lavonte David</b> | <b>1</b>   | <b>2013</b>              |

### PASS RUSH SPECIALIST

In 2013, Lavonte David showed off a pass-rushing ability not usually seen from linebackers in a 4-3 defense, finishing the season with 7.0 sacks, tied for the third-most

David's 7.0 sacks in 2013 are tied for the third-most by a linebacker in team history

### MOST SACKS BY A LINEBACKER - SINGLE SEASON (Team History)

| Player                  | Year        | Sacks      |
|-------------------------|-------------|------------|
| 1. Broderick Thomas     | 1991        | 11         |
| 2. Broderick Thomas     | 1990        | 7.5        |
| <b>3. Lavonte David</b> | <b>2013</b> | <b>7.0</b> |
| 3. Lonnie Marts         | 1996        | 7.0        |
| 5. Chris Washington     | 1987        | 6.5        |

For his career, David has totaled 19.5 sacks, the second-most by a linebacker in team history.

### MOST SACKS BY A LB - Team History

| Rank      | Player                           | Sacks       |
|-----------|----------------------------------|-------------|
| 1.        | Broderick Thomas, 1989-93        | 26.5        |
| <b>2.</b> | <b>Lavonte David, 2012-Pres.</b> | <b>19.5</b> |
| 3.        | Chris Washington, 1984-88        | 17.5        |
| 4.        | Derrick Brooks, 1995-2008        | 13.5        |
| 5.        | Shelton Quarles, 1997-2006       | 13.0        |

### SCORING ON DEFENSE

In 2015, David recorded his first return touchdown, taking an interception back for a score at Philadelphia (11/22/15). Since then, he has added two more defensive scores - another INT-TD and a fumble returned for a touchdown. His three return scores are tied for the second-most in the NFL since 2015 (Aqib Talib, 4). David's three career defensive touchdowns are tied for the fifth-most in team history

### BUCCANEERS CAREER DEFENSIVE TOUCHDOWNS

| Rank      | Player, Years                       | Def. TD  |
|-----------|-------------------------------------|----------|
| 1.        | DB Ronde Barber, 1997-2012          | 12       |
| 2.        | LB Derrick Brooks, 1995-2008        | 7        |
| 3.        | DT David Logan, 1979-86             | 4        |
| 3.        | CB Mike Washington, 1976-84         | 4        |
| 5.        | CB Donnie Abraham, 1996-2001        | 3        |
| 5.        | CB Cedric Brown, 1976-84            | 3        |
| <b>5.</b> | <b>LB Lavonte David, 2012-Pres.</b> | <b>3</b> |
| 5.        | CB Wayne Haddix, 1990-91            | 3        |
| 5.        | CB Ricky Reynolds, 1987-93          | 3        |
| 5.        | CB Aqib Talib, 2008-12              | 3        |
| 5.        | LB Richard Wood, 1976-84            | 3        |



## GRIT & GRIMES

In 2016, Tampa Bay brought in veteran cornerback Brent Grimes to help the team's pass defense. Grimes proved to be a key addition to the team, notching the most passes defended in the NFL.

### 2016 NFL PASS DEFENSED LEADERS

| Rank | Player (Team)                     | PD        |
|------|-----------------------------------|-----------|
| 1.   | <b>Brent Grimes (TB)</b>          | <b>24</b> |
| 2.   | Dominique Rodgers-Cromartie (NYG) | 21        |
| 3.   | Casey Hayward (SD)                | 20        |
| 3.   | Marcus Peters (KC)                | 20        |
| 4.   | Robert Alford (ATL)               | 19        |
| 4.   | Josh Norman (WAS)                 | 19        |

Since 2013, Grimes has the third-most passes defended in the NFL.

### NFL MOST PASSES DEFENSED (2013-18)

| Rank | Player (Current Team)       | PD        |
|------|-----------------------------|-----------|
| 1.   | CB Darius Slay (DET)        | 83        |
| 2.   | CB Robert Alford (ATL)      | 82        |
| 3.   | <b>CB Brent Grimes (TB)</b> | <b>81</b> |
| 4.   | CB Johnathan Joseph (HOU)   | 77        |
| 5.   | CB Janoris Jenkins (NYG)    | 73        |

### GRIMES IN BUCS HISTORY

Grimes's 24 passes defended were the most by any Buccaneers player since Ronde Barber had 24 in 2001. Since 1994, Grimes' 24 passes defended are tied for the second-most by a Buccaneers player.

### MOST PASSES DEFENSED - SINGLE SEASON SINCE 1994 (Team History)

| Rank | Player              | Year        | PD        |
|------|---------------------|-------------|-----------|
| 1.   | Donnie Abraham      | 1999        | 25        |
| 2.   | Ronde Barber        | 2001        | 24        |
| 2.   | <b>Brent Grimes</b> | <b>2016</b> | <b>24</b> |
| 2.   | Ricky Reynolds      | 1992        | 24        |
| 5.   | Donnie Abraham      | 2000        | 23        |

### GRIMES PICKING PASSES

In 2016, Grimes led Tampa Bay with four interceptions, his fourth consecutive season with at least four interceptions. He is the only player in the NFL to record at least four interceptions in every season during that span (2013-16).

Grimes is tied for the third-most interceptions by any player over the past five seasons.

### NFL MOST INTERCEPTIONS (2013-18)

| Rank | Player (Current Team)       | INT       |
|------|-----------------------------|-----------|
| 1.   | S Reggie Nelson (OAK)       | 22        |
| 2.   | CB Marcus Peters (LAR)      | 21        |
| 3.   | <b>CB Brent Grimes (TB)</b> | <b>20</b> |
| 3.   | CB Richard Sherman (SF)     | 20        |
| 5.   | S Tashaun Gipson (JAC)      | 19        |
| 5.   | S Glover Quin (DET)         | 19        |

In his career, Grimes has 33 interceptions, the third-most among active players, while his 137 passes defended are the third-most among active players.

### MOST CAREER INTERCEPTIONS- ACTIVE PLAYERS

| Rank | Player (Current Team)       | INT       |
|------|-----------------------------|-----------|
| 1.   | S Reggie Nelson (OAK)       | 38        |
| 2.   | CB Aqib Talib (LAR)         | 34        |
| 3.   | <b>CB Brent Grimes (TB)</b> | <b>33</b> |
| 4.   | CB Richard Sherman (SF)     | 32        |
| 4.   | CB Tramon Williams (GB)     | 32        |

### MOST CAREER PASSES DEFENSED- ACTIVE PLAYERS

| Rank | Player (Current Team)       | PD         |
|------|-----------------------------|------------|
| 1.   | CB Jonathan Joseph (HOU)    | 178        |
| 2.   | CB Tramon Williams (GB)     | 143        |
| 3.   | <b>CB Brent Grimes (TB)</b> | <b>137</b> |
| 4.   | CB Brandon Carr (BAL)       | 130        |
| 5.   | CB Aqib Talib (LAR)         | 120        |

## BRYAN "THE BANGER" ANGER

In 2016, the Buccaneers signed P **Bryan Anger**. Since then, Anger has shown his value, tying for the eighth-most punts inside the 20-yard line (69).

### 2016-18 PUNTS INSIDE THE 20 LEADERS

| Rank      | Player (Current Team)   | Inside 20 |
|-----------|-------------------------|-----------|
| 1.        | Sam Koch (BAL)          | 100       |
| 2.        | Johnny Hekker (LAR)     | 97        |
| 3.        | Dustin Colquitt (KC)    | 83        |
| 3.        | Brett Kern (TEN)        | 83        |
| 5.        | Tress Way (WAS)         | 81        |
| 6.        | Bradley Pinion (SF)     | 78        |
| 7.        | Kevin Huber (CIN)       | 77        |
| 8.        | Britton Colquitt (CLE)  | 76        |
| <b>9.</b> | <b>Bryan Anger (TB)</b> | <b>73</b> |
| 10.       | Jordan Berry (PIT)      | 72        |

In 2016, Anger posted a 42.7 net punting average, the fourth-highest mark in the NFL.

### 2016 NET PUNTING AVERAGE LEADERS

| Rank      | Player (Team)           | Net Avg.    |
|-----------|-------------------------|-------------|
| 1.        | Johnny Hekker (LA)      | 46.0        |
| 2.        | Sam Martin (DET)        | 44.2        |
| 3.        | Pat McAfee (IND)        | 42.7        |
| <b>4.</b> | <b>Bryan Anger (TB)</b> | <b>42.7</b> |
| 5.        | Thomas Morstead (NO)    | 42.4        |

### ANGER IN BUCS HISTORY

Not only did Anger have one of the top seasons in the NFL in 2016, he had the best punting season in team history.

### MOST PUNTS INSIDE THE 20 - SINGLE SEASON (Team History)

| Rank      | Player             | Year        | Inside 20 |
|-----------|--------------------|-------------|-----------|
| <b>1.</b> | <b>Bryan Anger</b> | <b>2016</b> | <b>37</b> |
| 2.        | Josh Bidwell       | 2007        | 30        |
| 2.        | Tom Tupa           | 2002        | 30        |
| 4.        | Josh Bidwell       | 2008        | 27        |
| 5.        | Mark Royals        | 2001        | 26        |
| 5.        | Tom Tupa           | 2003        | 26        |

### HIGHEST NET PUNTING AVERAGE - SINGLE SEASON (Team History)

| Rank      | Player             | Year        | Net Avg.    |
|-----------|--------------------|-------------|-------------|
| <b>1.</b> | <b>Bryan Anger</b> | <b>2016</b> | <b>42.7</b> |
| 2.        | Michael Koenen     | 2011        | 40.3        |
| 3.        | Michael Koenen     | 2013        | 38.3        |
| 4.        | Jacob Schum        | 2015        | 38.0        |
| 5.        | Tommy Barnhardt    | 1996        | 37.8        |

Against the N.Y. Giants last season, Anger tied a franchise record for net punting average in a game, after he totaled 199 net punting yards on four kicks, a 49.8 average.

### HIGHEST NET PUNTING AVERAGE - SINGLE GAME , MIN. 4 PUNTS (Team History)

| Player                | Date & Opponent        | Punts    | Net Yds    | Net Avg.    |
|-----------------------|------------------------|----------|------------|-------------|
| <b>1. Bryan Anger</b> | <b>10/1/17 vs. NYG</b> | <b>4</b> | <b>199</b> | <b>49.8</b> |
| 2. Michael Koenen     | 10/16/11 vs. NO        | 4        | 199        | 49.8        |
| 3. Michael Koenen     | 12/29/13 at NO         | 5        | 240        | 48.0        |
| 4. Michael Koenen     | 12/17/11 vs. DAL       | 4        | 204        | 47.3        |
| 5. Bryan Anger        | 1/1/17 vs. CAR         | 5        | 229        | 45.8        |



## STRENGTH OF THE SOUTH

Over the previous 15 seasons, one could argue that the toughest division in the NFL is the NFC South. Since realignment in 2002, the NFC South is the only division to not only have each of its teams make a conference championship appearance, but have all four teams make it to the Super Bowl. The NFC East, NFC West and AFC West are the only other divisions to have all four teams earn a division championship since realignment.

The NFC South has been represented nine times in a conference championship game, the best in the NFC and the second-most in the NFL. The NFC South is also tied for the second-most appearances in the Super Bowl (5), tied for the most by any NFC division. In 2016, The NFC South became the first division since realignment to have all four of its teams play in the Super Bowl, with Tampa Bay (XXXVII), Atlanta (LI), Carolina (XXXVIII & 50) and New Orleans (XLIV) all making it.

### SUPER BOWL APPEARANCES & WINS SINCE 2002

| Division         | Appearances | Wins     |
|------------------|-------------|----------|
| AFC East         | 7           | 4        |
| <b>NFC South</b> | <b>5</b>    | <b>2</b> |
| NFC West         | 5           | 1        |
| AFC North        | 4           | 3        |
| NFC East         | 4           | 3        |
| AFC South        | 2           | 1        |
| NFC North        | 2           | 1        |
| AFC West         | 3           | 1        |

### CONFERENCE CHAMPIONSHIP GAME APPEARANCES SINCE 2002

| Division         | Number   |
|------------------|----------|
| AFC East         | 13       |
| <b>NFC South</b> | <b>9</b> |
| NFC West         | 8        |
| AFC North        | 7        |
| NFC East         | 7        |
| NFC North        | 7        |
| AFC South        | 6        |
| AFC West         | 5        |

The NFC South is also one of only two divisions to have more than one team win a Super Bowl (Tampa Bay, New Orleans), since 2002, joining the AFC North. The NFC South has had a very even split of division champions, with all four of the teams having captured at least three division titles.

### NFC SOUTH DIVISION TITLES SINCE 2002

| Team             | Number   |
|------------------|----------|
| Carolina         | 5        |
| Atlanta          | 4        |
| New Orleans      | 4        |
| <b>Tampa Bay</b> | <b>3</b> |

In 2010, the NFC South recorded another impressive feat, as they were the only division to have three teams finish with a winning record, with three of the four teams finish with a double-digit win total (Atlanta – 13-3; New Orleans – 11-5; Tampa Bay – 10-6). It marked just the second time, dating back to realignment in 2002, that a division has had three teams with double-digit wins in the same season (also the AFC South in 2007). The feat was matched by the NFC North in 2012, the NFC West in 2013 and the AFC North in 2014. The NFC South matched this feat again in 2017, becoming the first division to do so twice.

In 2008, the NFC South again showed its overall strength, as it finished as one of only three divisions in the League to have three of its four teams with a record of 9-7 or better (also AFC East and NFC East) and is one of two divisions to have all of its teams at 8-8 or better (also NFC East). The NFC South also finished with a remarkable 27-5 overall home record in 2008, the best combined home winning percentage by a division in NFL history (.844), with the next best division last season, the NFC East, holding an 23-9 record at home. The South was also a near-perfect 11-1 at home when facing other South division opponents in 2008. The Bucs contributed significantly to that mark, as they finished 6-2 at home, winning their first six games at Raymond James Stadium in 2008.

### BEST COMBINED HOME RECORD BY A DIVISION IN NFL HISTORY

| Year        | Division         | Record      | Pct.        |
|-------------|------------------|-------------|-------------|
| <b>2008</b> | <b>NFC South</b> | <b>27-5</b> | <b>.844</b> |
| 2003        | NFC West         | 26-6        | .813        |
| 1988        | AFC Central      | 25-7        | .781        |
| 1971        | AFC West         | 20-6-2      | .769*       |
| 1988        | AFC East         | 30-9-1      | .763        |
| 1976        | AFC Central      | 21-7        | .750        |
| 1995        | NFC Central      | 30-10       | .750        |
| 2013        | NFC West         | 24-8        | .750        |
| 2016        | NFC East         | 24-8        | .750        |

\*Prior to 1972, tie games were not counted in winning percentage.

# 2018 TAMPA BAY BUCCANEERS UNOFFICIAL DEPTH CHART

(Based off of last game)

## OFFENSE

|    |                                      |                           |
|----|--------------------------------------|---------------------------|
| WR | 11 DeSean Jackson or 12 Chris Godwin | 85 Bobo Wilson            |
| WR | 10 Adam Humphries                    |                           |
| LT | 76 Donovan Smith                     | 67 Mike Liedtke           |
| LG | 74 Ali Marpet                        |                           |
| C  | 66 Ryan Jensen                       |                           |
| RG | 77 Caleb Benenoch                    | <u>65 Alex Cappa</u>      |
| RT | 69 Demar Dotson                      | 61 Leonard Wester         |
| TE | 84 Cameron Brate                     | 82 Antony Auclair         |
| WR | 13 Mike Evans                        | <u>17 Justin Watson</u>   |
| QB | 3 Jameis Winston                     | 14 Ryan Fitzpatrick       |
| RB | 25 Peyton Barber                     | 32 Jacquizz Rodgers       |
|    |                                      | <u>27 Ronald Jones II</u> |

## DEFENSE

|            |                             |                        |                    |                 |
|------------|-----------------------------|------------------------|--------------------|-----------------|
| <b>DE</b>  | 94 Carl Nassib              | 97 Vinny Curry         | 57 Noah Spence     |                 |
| <b>DT</b>  | 93 Gerald McCoy             | 91 Beau Allen          |                    |                 |
| <b>DT</b>  | <u>50 Vita Vea</u>          | 56 Rakeem Nuñez-Roches |                    |                 |
| <b>DE</b>  | 90 Jason Pierre-Paul        | 92 William Gholston    |                    |                 |
| <b>SLB</b> | 59 Devante Bond             | 41 Kevin Minter        |                    |                 |
| <b>MLB</b> | 53 Adarius Taylor           | 49 Riley Bullough      |                    |                 |
| <b>WLB</b> | 54 Lavonte David            | 52 Cameron Lynch       |                    |                 |
| <b>CB</b>  | <u>33 Carlton Davis III</u> | 29 Ryan Smith          | 22 De'Vante Harris | 37 David Rivers |
| <b>CB</b>  | 24 Brent Grimes             | <u>36 M.J. Stewart</u> | 35 Javien Elliott  |                 |
| <b>S</b>   | <u>31 Jordan Whitehead</u>  | 39 Isaiah Johnson      |                    |                 |
| <b>S</b>   | 21 Justin Evans             | 26 Andrew Adams        | 30 Josh Shaw       |                 |

## SPECIALISTS

|           |                     |                           |               |
|-----------|---------------------|---------------------------|---------------|
| <b>P</b>  | 9 Bryan Anger       |                           |               |
| <b>PK</b> | 5 Cairo Santos      |                           |               |
| <b>KO</b> | 5 Cairo Santos      |                           |               |
| <b>H</b>  | 9 Bryan Anger       | 4 Ryan Griffin            |               |
| <b>LS</b> | 89 Garrison Sanborn | 53 Adarius Taylor         | 45 Alan Cross |
| <b>PR</b> | 10 Adam Humphries   | 11 DeSean Jackson         |               |
| <b>KR</b> | 32 Jacquizz Rodgers | <u>27 Ronald Jones II</u> |               |

Rookies Underlined

() Denotes Injury

## 2018 TAMPA BAY BUCCANEERS PRONUNCIATION GUIDE

### PLAYERS

|                            |                    |
|----------------------------|--------------------|
| <b>Antony Auclair</b>      | Anthony Aww-claire |
| Caleb <b>Benenoch</b>      | ben-en-KNOCK       |
| Riley <b>Bullough</b>      | BULL-uh            |
| Lavonte David              | luh-VON-tay        |
| William <b>Gholston</b>    | GOAL-ston          |
| Mike <b>Liedtke</b>        | lid-key            |
| Ali <b>Marpet</b>          | Alley Mar-PET      |
| Rakeem <b>Nuñez-Roches</b> | NOON-yez RO-ches   |
| Carl <b>Nassib</b>         | NASS-ib            |
| Jacquizz Rodgers           | JAH-quiz           |

### Cairo Santos

**Adarius** Taylor

### Vita Vea

### COACHES

Mike **Bajakian**

Danny **Breyer**

Nate **Kaczor**

Dirk **Koetter**

Todd **Monken**

Andrew **Weidinger**

KY-ro SAN-tose

Uh-Dare-E-Us

VEET-uh VAY-uh

buh-JAKE-ian

BRY-er

Kat-sir

Cutter

Munk-in

why-ding-er

## 2018 TAMPA BAY BUCCANEERS NUMERICAL ROSTER

(as of 11/30/18)

| No. | Name                | Pos. | Ht.  | Wt. | Age | NFL Exp. | College                | Hometown               | How Acq.      |
|-----|---------------------|------|------|-----|-----|----------|------------------------|------------------------|---------------|
| 3   | Jameis Winston      | QB   | 6-4  | 231 | 24  | 4        | Florida State          | Bessemer, AL           | D1-'15        |
| 4   | Ryan Griffin        | QB   | 6-5  | 210 | 29  | 5        | Tulane                 | Westlake Village, CA   | W (NO)-'15    |
| 5   | Cairo Santos        | K    | 5-8  | 160 | 27  | 5        | Tulane                 | St. Augustine, FL      | FA-'18        |
| 9   | Bryan Anger         | P    | 6-3  | 205 | 30  | 7        | California             | Camarillo, CA          | UFA (JAC)-'16 |
| 10  | Adam Humphries      | WR   | 5-11 | 195 | 25  | 4        | Clemson                | Spartanburg, SC        | FA-'15        |
| 11  | DeSean Jackson      | WR   | 5-10 | 175 | 32  | 11       | California             | Long Beach, CA         | UFA (WAS)-'17 |
| 12  | Chris Godwin        | WR   | 6-1  | 209 | 22  | 2        | Penn State             | Middletown, DE         | D3a-'17       |
| 13  | Mike Evans          | WR   | 6-5  | 231 | 25  | 5        | Texas A&M              | Galveston, TX          | D1-'14        |
| 14  | Ryan Fitzpatrick    | QB   | 6-2  | 223 | 36  | 14       | Harvard                | Gilbert, AZ            | UFA (NYJ)-'17 |
| 17  | Justin Watson       | WR   | 6-3  | 215 | 22  | R        | Pennsylvania           | Bridgeville, PA        | D5-'18        |
| 21  | Justin Evans        | S    | 6-0  | 199 | 23  | 2        | Texas A&M              | Wiggins, MS            | D2-'17        |
| 22  | DeVante Harris      | CB   | 5-11 | 190 | 24  | 3        | Texas A&M              | Mesquite, TX           | FA-'18        |
| 24  | Brent Grimes        | CB   | 5-10 | 185 | 35  | 12       | Shippensburg           | Philadelphia, PA       | FA-'16        |
| 25  | Peyton Barber       | RB   | 5-11 | 225 | 24  | 3        | Auburn                 | Alpharetta, GA         | FA-'16        |
| 26  | Andrew Adams        | S    | 5-11 | 204 | 26  | 3        | Connecticut            | College Park, GA       | FA-'18        |
| 27  | Ronald Jones II     | RB   | 5-11 | 208 | 21  | R        | USC                    | McKinney, TX           | D2a-'18       |
| 29  | Ryan Smith          | CB   | 5-11 | 189 | 25  | 3        | North Carolina Central | Upper Marlboro, MD     | D4-'16        |
| 30  | Josh Shaw           | DB   | 6-1  | 200 | 26  | 4        | USC                    | Palmdale, CA           | FA-'18        |
| 31  | Jordan Whitehead    | S    | 5-10 | 198 | 21  | R        | Pittsburgh             | Aliquippa, PA          | D4-'18        |
| 32  | Jacquizz Rodgers    | RB   | 5-6  | 205 | 28  | 8        | Oregon State           | Richmond, TX           | FA-'16        |
| 33  | Carlton Davis III   | CB   | 6-1  | 206 | 21  | R        | Auburn                 | Miami, FL              | D2c-'18       |
| 35  | Javien Elliott      | CB   | 5-11 | 176 | 25  | 3        | Florida State          | Panama City, FL        | FA-'16        |
| 36  | M.J. Stewart        | CB   | 5-11 | 200 | 23  | R        | North Carolina         | Arlington, VA          | D2b-'18       |
| 37  | David Rivers        | CB   | 6-0  | 185 | 24  | 1        | Youngstown State       | Miami, FL              | FA-'17        |
| 39  | Isaiah Johnson      | S    | 6-0  | 209 | 26  | 1        | South Carolina         | Cary, NC               | FA-'16        |
| 41  | Kevin Minter        | LB   | 6-0  | 246 | 28  | 6        | LSU                    | Suwanee, GA            | FA-'18        |
| 45  | Alan Cross          | TE   | 6-1  | 235 | 25  | 3        | Memphis                | Millington, TN         | FA-'16        |
| 49  | Riley Bullough      | LB   | 6-2  | 228 | 25  | 1        | Michigan State         | Traverse City, MI      | FA-'17        |
| 50  | Vita Vea            | DT   | 6-4  | 347 | 23  | R        | Washington             | Milpitas, CA           | D1-'18        |
| 52  | Cameron Lynch       | LB   | 6-0  | 229 | 25  | 4        | Syracuse               | Lawrenceville, GA      | FA-'18        |
| 53  | Adarius Taylor      | LB   | 6-1  | 230 | 28  | 4        | Florida Atlantic       | Lakeland, FL           | FA-'15        |
| 54  | Lavonte David       | LB   | 6-1  | 233 | 28  | 7        | Nebraska               | Miami, FL              | D2-'12        |
| 56  | Rakeem Nunez-Roches | DT   | 6-2  | 307 | 25  | 4        | Southern Miss          | Phenix City, AL        | FA-'18        |
| 57  | Noah Spence         | DE   | 6-2  | 251 | 24  | 3        | Eastern Kentucky       | Harrisburg, PA         | D2a-'16       |
| 59  | Devante Bond        | LB   | 6-1  | 236 | 25  | 3        | Oklahoma               | Sacramento, CA         | D6a-'16       |
| 61  | Leonard Wester      | T    | 6-6  | 305 | 25  | 3        | Missouri Western       | Mt. Union, IA          | FA-'16        |
| 65  | Alex Cappa          | OL   | 6-6  | 305 | 23  | R        | Humboldt State         | Dublin, CA             | D3-'18        |
| 66  | Ryan Jensen         | C    | 6-4  | 319 | 27  | 5        | Colorado State-Pueblo  | Fort Morgan, CO        | UFA (BAL)-'18 |
| 67  | Mike Liedtke        | OL   | 6-3  | 305 | 26  | 1        | Illinois State         | Woodstock, IL          | FA-'16        |
| 69  | Demar Dotson        | T    | 6-9  | 315 | 33  | 10       | Southern Miss          | Alexandria, LA         | FA-'09        |
| 74  | Ali Marpet          | G    | 6-4  | 307 | 25  | 4        | Hobart                 | Hastings-on-Hudson, NY | D2b-'15       |
| 76  | Donovan Smith       | T    | 6-6  | 338 | 25  | 4        | Penn State             | Owings Mills, MD       | D2a-'15       |
| 77  | Caleb Benenoch      | OL   | 6-5  | 305 | 24  | 3        | UCLA                   | Katy, TX               | D5-'16        |
| 82  | Antony Auclair      | TE   | 6-6  | 256 | 25  | 2        | Laval                  | Motreal, Quebec        | FA-'17        |
| 84  | Cameron Brate       | TE   | 6-5  | 245 | 27  | 4        | Harvard                | Naperville, IL         | FA-'15        |
| 85  | Bobo Wilson         | WR   | 5-9  | 186 | 23  | 1        | Florida State          | Miami, FL              | FA-'17        |
| 89  | Garrison Sanborn    | LS   | 6-1  | 240 | 33  | 10       | Florida State          | Tampa, FL              | FA-'17        |
| 90  | Jason Pierre-Paul   | DE   | 6-5  | 275 | 29  | 9        | USF                    | Deerfield Beach, FL    | T (NYG)-'18   |
| 91  | Beau Allen          | DT   | 6-3  | 327 | 27  | 5        | Wisconsin              | Minnetonka, MN         | UFA (PHI)-'18 |
| 92  | William Gholston    | DE   | 6-6  | 281 | 27  | 6        | Michigan State         | Detroit, MI            | D4b-'13       |
| 93  | Gerald McCoy        | DT   | 6-4  | 300 | 30  | 9        | Oklahoma               | Oklahoma City, OK      | D1-'10        |
| 94  | Carl Nassib         | DE   | 6-7  | 275 | 25  | 3        | Penn State             | Malvern, PA            | W (CLE)-'18   |
| 97  | Vinny Curry         | DE   | 6-3  | 279 | 30  | 7        | Marshall               | Neptune, NJ            | UFA (PHI)-'18 |

### PRACTICE SQUAD

| No. | Name               | Pos. | Ht.  | Wt. | Age | NFL Exp. | College           | HS Hometown        | How Acq.  |
|-----|--------------------|------|------|-----|-----|----------|-------------------|--------------------|-----------|
| 18  | Bernard Reedy      | WR   | 5-9  | 175 | 26  | 2        | Toledo            | St. Petersburg, FL | FA-'18    |
| 43  | Ralph Webb         | RB   | 5-10 | 202 | 24  | R        | Vanderbilt        | Gainesville, FL    | FA-'18    |
| 46  | Eric Nzeocha       | LB   | 6-3  | 218 | 25  | 1        | Wyoming           | Neusitz, Germany   | INTFA-'17 |
| 64  | Cole Boozer        | OL   | 6-5  | 275 | 24  | R        | Temple            | Hunt Valley, MD    | FA-'18    |
| 70  | Ruben Holcomb      | G    | 6-4  | 309 | 24  | R        | Indianapolis      | Fort Wayne, IN     | FA-'18    |
| 72  | Demone Harris      | DE   | 6-4  | 272 | 22  | R        | Buffalo           | Buffalo, NY        | FA-'18    |
| 78  | Jeremiah Ledbetter | DT   | 6-3  | 295 | 24  | 2        | Arkansas          | Gainesville, GA    | FA-'18    |
| 79  | Patrick O'Connor   | DE   | 6-4  | 270 | 25  | 1        | Eastern Michigan  | Chicago, IL        | FA-'17    |
| 86  | Donnie Ernsberger  | TE   | 6-2  | 237 | 22  | R        | Western Michigan  | Battle Creek, MI   | FA-'18    |
| 88  | Tanner Hudson      | TE   | 6-5  | 239 | 24  | R        | Southern Arkansas | Camden, TN         | FA-'18    |

### RESERVE/NFI

| No. | Name             | Pos. | Ht. | Wt. | Age | NFL Exp. | College | HS Hometown | How Acq. |
|-----|------------------|------|-----|-----|-----|----------|---------|-------------|----------|
| 51  | Kendell Beckwith | LB   | 6-2 | 243 | 24  | 2        | LSU     | Clinton, LA | D3b-'17  |

### INJURED RESERVE

| No. | Name                  | Pos. | Ht.  | Wt. | Age | NFL Exp. | College          | HS Hometown     | How Acq.      |
|-----|-----------------------|------|------|-----|-----|----------|------------------|-----------------|---------------|
| 23  | Chris Conte           | S    | 6-2  | 203 | 29  | 8        | California       | Los Angeles, CA | UFA (CHI)-'15 |
| 28  | Vernon Hargreaves III | CB   | 5-10 | 204 | 23  | 3        | Florida          | Tampa, FL       | D1-'16        |
| 38  | Shaun Wilson          | RB   | 5-9  | 185 | 23  | R        | Duke             | Charlotte, NC   | FA-'18        |
| 48  | Jack Cichy            | LB   | 6-2  | 238 | 22  | R        | Wisconsin        | Somerset, WI    | D6-'18        |
| 58  | Kwon Alexander        | LB   | 6-1  | 227 | 24  | 4        | LSU              | Oxford, AL      | D4-'15        |
| 62  | Evan Smith            | OL   | 6-2  | 308 | 32  | 9        | Idaho State      | Salinas, CA     | UFA (GB)-'14  |
| 80  | O.J. Howard           | TE   | 6-6  | 251 | 24  | 2        | Alabama          | Prattville, AL  | D1-'17        |
| 83  | Sergio Bailey II      | WR   | 6-0  | 186 | 24  | R        | Eastern Michigan | San Diego, CA   | FA-'18        |
| 98  | Mitch Unrein          | DT   | 6-4  | 301 | 31  | 8        | Wyoming          | Eaton, CO       | UFA (CHI)-'18 |

Head Coach: Dirk Koetter

Assistant Coaches: Nate Kaczor (special teams coordinator); Todd Monken (offensive coordinator); Mark Duffner (defensive coordinator); Mike Bajakian (quarterbacks); Butch Barry (assistant offensive line); Danny Breyer (defensive assistant); Brentson Buckner (defensive line); Skyler Fulton (wide receivers); Zack Grossi (offensive quality control); Jon Hoke (secondary); Dave Kennedy (head strength and conditioning); Brett Maxie (defensive backs); Stephen Nicholas (defensive quality control); Carlos Polk (assistant special teams); Tim Spencer (running backs); Paul Spicer (assistant defensive line); Ben Steele (tight ends); Joe Vaughn (assistant strength and conditioning); Chad Wade (assistant strength and conditioning); George Warhop (run game coordinator/offensive line); Andrew Weidinger (game management)



# 2018 TAMPA BAY BUCCANEERS ALPHABETICAL ROSTER

(as of 12/2/18)

| No. | Name                 | Pos. | Ht.  | Wt. | Birthdate  | NFL Exp. | College                | Hometown               | 18 GP/GS |
|-----|----------------------|------|------|-----|------------|----------|------------------------|------------------------|----------|
| 26  | Adams, Andrew        | S    | 5-11 | 204 | 10/28/1992 | 3        | Connecticut            | College Park, GA       | 9/0      |
| 91  | Allen, Beau          | DT   | 6-3  | 327 | 11/14/1991 | 5        | Wisconsin              | Minnetonka, MN         | 10/8     |
| 9   | Anger, Bryan         | P    | 6-3  | 205 | 10/6/1988  | 7        | California             | Camarillo, CA          | 12/0     |
| 82  | Auclair, Antony      | TE   | 6-6  | 256 | 5/28/1993  | 2        | Laval                  | Quebec, Canada         | 12/6     |
| 25  | Barber, Peyton       | RB   | 5-11 | 225 | 2/27/1994  | 3        | Auburn                 | Alpharetta, GA         | 12/12    |
| 77  | Benenoch, Caleb      | OL   | 6-5  | 305 | 8/8/1994   | 3        | UCLA                   | Katy, TX               | 12/12    |
| 59  | Bond, Devante        | LB   | 6-1  | 236 | 7/3/1993   | 3        | Oklahoma               | Sacramento, CA         | 7/3      |
| 84  | Brate, Cameron       | TE   | 6-5  | 245 | 7/3/1991   | 4        | Harvard                | Naperville, IL         | 12/1     |
| 49  | Bullough, Riley      | LB   | 6-2  | 228 | 11/23/1993 | 1        | Michigan State         | Traverse City, MI      | 6/2      |
| 65  | Cappa, Alex          | OL   | 6-6  | 305 | 1/27/1995  | R        | Humboldt State         | Dublin, CA             | 2/0      |
| 45  | Cross, Alan          | TE   | 6-1  | 235 | 7/2/1993   | 3        | Memphis                | Millington, TN         | 12/2     |
| 97  | Curry, Vinny         | DE   | 6-3  | 279 | 6/30/1988  | 7        | Marshall               | Neptune, NJ            | 8/6      |
| 54  | David, Lavonte       | LB   | 6-1  | 233 | 1/23/1990  | 7        | Nebraska               | Miami, FL              | 10/10    |
| 33  | Davis III, Carlton   | CB   | 6-1  | 206 | 12/31/1996 | R        | Auburn                 | Miami, FL              | 10/10    |
| 69  | Dotson, Demar        | T    | 6-9  | 315 | 10/11/1985 | 10       | Southern Miss          | Alexandria, LA         | 11/11    |
| 35  | Elliott, Javien      | CB   | 5-11 | 176 | 7/18/1993  | 3        | Florida State          | Panama City, FL        | 11/2     |
| 21  | Evans, Justin        | S    | 6-0  | 199 | 8/26/1995  | 2        | Texas A&M              | Wiggins, MS            | 10/10    |
| 13  | Evans, Mike          | WR   | 6-5  | 231 | 8/21/1993  | 5        | Texas A&M              | Galveston, TX          | 12/12    |
| 14  | Fitzpatrick, Ryan    | QB   | 6-2  | 223 | 11/24/1982 | 14       | Harvard                | Gilbert, AZ            | 8/7      |
| 92  | Gholston, William    | DE   | 6-6  | 281 | 7/31/1991  | 6        | Michigan State         | Detroit, MI            | 12/2     |
| 12  | Godwin, Chris        | WR   | 6-1  | 209 | 2/27/1996  | 2        | Penn State             | Middletown, DE         | 12/1     |
| 4   | Griffin, Ryan        | QB   | 6-5  | 210 | 11/17/1989 | 5        | Tulane                 | Westlake Village, CA   | 0/0      |
| 24  | Grimes, Brent        | CB   | 5-10 | 185 | 7/19/1983  | 12       | Shippensburg           | Philadelphia, PA       | 9/9      |
| 22  | Harris, De'Vante     | CB   | 5-11 | 190 | 6/30/1994  | 3        | Texas A&M              | Mesquite, TX           | 6/1      |
| 10  | Humphries, Adam      | WR   | 5-11 | 195 | 6/24/1993  | 4        | Clemson                | Spartanburg, SC        | 12/8     |
| 11  | Jackson, DeSean      | WR   | 5-10 | 175 | 12/1/1986  | 11       | California             | Long Beach, CA         | 11/10    |
| 66  | Jensen, Ryan         | G    | 6-4  | 319 | 5/27/1991  | 5        | Colorado State-Pueblo  | Fort Morgan, CO        | 12/12    |
| 39  | Johnson, Isaiah      | S    | 6-0  | 209 | 10/14/1992 | 1        | South Carolina         | Cary, NC               | 12/4     |
| 27  | Jones II, Ronald     | RB   | 5-11 | 208 | 8/3/1997   | R        | USC                    | McKinney, TX           | 5/0      |
| 67  | Liedtke, Mike        | OL   | 6-3  | 305 | 1/15/1992  | 1        | Illinois State         | Woodstock, IL          | 5/0      |
| 52  | Lynch, Cameron       | LB   | 6-0  | 229 | 8/4/1993   | 4        | Syracuse               | Lawrenceville, GA      | 12/0     |
| 74  | Marpert, Ali         | G    | 6-4  | 307 | 4/17/1993  | 4        | Hobart                 | Hastings-on-Hudson, NY | 12/12    |
| 93  | McCoy, Gerald        | DT   | 6-4  | 300 | 2/25/1988  | 9        | Oklahoma               | Oklahoma City, OK      | 10/10    |
| 41  | Minter, Kevin        | LB   | 6-0  | 246 | 12/3/1990  | 7        | LSU                    | Suwanee, GA            | 4/0      |
| 94  | Nassib, Carl         | DE   | 6-7  | 275 | 4/12/1993  | 3        | Penn State             | Malvern, PA            | 12/6     |
| 56  | Nuñez-Roches, Rakeem | DT   | 6-2  | 307 | 7/3/1993   | 4        | Southern Miss          | Phenix City, AL        | 3/0      |
| 90  | Pierre-Paul, Jason   | DE   | 6-5  | 275 | 1/1/1989   | 9        | USF                    | Deerfield Beach, FL    | 12/12    |
| 37  | Rivers, David        | CB   | 6-0  | 185 | 7/23/1994  | 1        | Youngstown State       | Miami, FL              | 1/0      |
| 32  | Rodgers, Jacquizz    | RB   | 5-6  | 205 | 2/6/1990   | 8        | Oregon State           | Richmond, TX           | 12/0     |
| 89  | Sanborn, Garrison    | LS   | 6-1  | 240 | 7/31/1985  | 10       | Florida State          | Tampa, FL              | 12/0     |
| 5   | Santos, Cairo        | K    | 5-8  | 160 | 11/18/1991 | 5        | Tulane                 | St. Augustine, FL      | 5/0*     |
| 30  | Shaw, Josh           | DB   | 6-1  | 200 | 3/27/1992  | 4        | USC                    | Palmdale, CA           | 6/0*     |
| 76  | Smith, Donovan       | T    | 6-6  | 338 | 6/23/1993  | 4        | Penn State             | Owings Mills, MD       | 12/12    |
| 29  | Smith, Ryan          | CB   | 5-11 | 189 | 9/7/1993   | 3        | North Carolina Central | Upper Marlboro, MD     | 12/4     |
| 57  | Spence, Noah         | DE   | 6-2  | 251 | 1/8/1994   | 3        | Eastern Kentucky       | Harrisburg, PA         | 8/0      |
| 36  | Stewart, M.J.        | CB   | 5-11 | 200 | 9/16/1995  | R        | North Carolina         | Arlington, VA          | 7/5      |
| 53  | Taylor, Adarius      | LB   | 6-1  | 230 | 9/21/1990  | 4        | Florida Atlantic       | Lakeland, FL           | 12/7     |
| 50  | Vea, Vita            | DT   | 6-4  | 347 | 2/5/1995   | R        | Washington             | Milpitas, CA           | 9/4      |
| 17  | Watson, Justin       | WR   | 6-3  | 215 | 4/4/1996   | R        | Pennsylvania           | Bridgeville, PA        | 9/0      |
| 61  | Wester, Leonard      | T    | 6-6  | 305 | 1/3/1993   | 3        | Missouri Western       | Mt. Union, IA          | 12/1     |
| 31  | Whitehead, Jordan    | S    | 5-10 | 198 | 3/18/1997  | R        | Pittsburgh             | Aliquippa, PA          | 11/7     |
| 85  | Wilson, Bobo         | WR   | 5-9  | 186 | 1/25/1995  | 1        | Florida State          | Miami, FL              | 1/0      |
| 3   | Winston, Jameis      | QB   | 6-4  | 231 | 1/6/1994   | 4        | Florida State          | Bessemer, AL           | 7/5      |

\* Santos played in two games with L.A. Rams; Shaw played in four games with Kansas City

## PRACTICE SQUAD

| No. | Name                | Pos. | Ht.  | Wt. | Birthdate  | NFL Exp. | College           | HS Hometown        | 18 GP/GS |
|-----|---------------------|------|------|-----|------------|----------|-------------------|--------------------|----------|
| 64  | Boozer, Cole        | OL   | 6-5  | 275 | 3/20/1994  | R        | Temple            | Hunt Valley, MD    | 0/0      |
| 86  | Ernsberger, Donnie  | TE   | 6-2  | 237 | 10/13/1996 | R        | Western Michigan  | Battle Creek, MI   | 0/0      |
| 72  | Harris, Demone      | DE   | 6-4  | 272 | 12/30/1995 | R        | Buffalo           | Buffalo, NY        | 2/0      |
| 70  | Holcomb, Ruben      | G    | 6-4  | 309 | 11/25/1994 | R        | Indianapolis      | Fort Wayne, IN     | 0/0      |
| 88  | Hudson, Tanner      | TE   | 6-5  | 239 | 11/12/1994 | R        | Southern Arkansas | Camden, TN         | 0/0      |
| 78  | Ledbetter, Jeremiah | DT   | 6-3  | 295 | 6/2/1994   | 2        | Arkansas          | Gainesville, GA    | 0/0      |
| 46  | Nzeocha, Eric       | LB   | 6-3  | 218 | 4/1/1993   | 1        | Wyoming           | Neusitz, Germany   | 0/0      |
| 79  | O'Connor, Patrick   | DE   | 6-4  | 270 | 11/1/1993  | 1        | Eastern Michigan  | Chicago, IL        | 0/0      |
| 18  | Reedy, Bernard      | WR   | 5-9  | 175 | 12/31/1991 | 2        | Toledo            | St. Petersburg, FL | 0/0      |
| 43  | Webb, Ralph         | RB   | 5-10 | 202 | 11/21/1994 | R        | Vanderbilt        | Gainesville, FL    | 0/0      |

## RESERVE/NFI

| No. | Name              | Pos. | Ht. | Wt. | Birthdate | NFL Exp. | College | HS Hometown | 17 GP/GS |
|-----|-------------------|------|-----|-----|-----------|----------|---------|-------------|----------|
| 51  | Beckwith, Kendell | LB   | 6-2 | 243 | 12/2/1994 | 2        | LSU     | Clinton, LA | 16/9     |

## INJURED RESERVE

| No. | Name                   | Pos. | Ht.  | Wt. | Birthdate  | NFL Exp. | College          | HS Hometown     | 18 GP/GS |
|-----|------------------------|------|------|-----|------------|----------|------------------|-----------------|----------|
| 58  | Alexander, Kwon        | LB   | 6-1  | 227 | 8/3/1994   | 4        | LSU              | Oxford, AL      | 6/6      |
| 83  | Bailey II, Sergio      | WR   | 6-0  | 186 | 8/21/1994  | R        | Eastern Michigan | San Diego, CA   | 0/0      |
| 48  | Cichy, Jack            | LB   | 6-2  | 238 | 5/5/1996   | R        | Wisconsin        | Somerset, WI    | 6/0      |
| 23  | Conte, Chris           | S    | 6-2  | 203 | 2/23/1989  | 8        | California       | Los Angeles, CA | 3/3      |
| 28  | Hargreaves III, Vernon | CB   | 5-10 | 204 | 6/3/1995   | 3        | Florida          | Tampa, FL       | 1/1      |
| 80  | Howard, O.J.           | TE   | 6-6  | 251 | 11/18/1994 | 2        | Alabama          | Prattville, AL  | 10/8     |
| 62  | Smith, Evan            | OL   | 6-2  | 308 | 7/19/1986  | 9        | Idaho State      | Salinas, CA     | 7/0      |
| 98  | Unrein, Mitch          | DT   | 6-4  | 301 | 3/25/1987  | 8        | Wyoming          | Eaton, CO       | 0/0      |
| 38  | Wilson, Shaun          | RB   | 5-9  | 185 | 12/2/1995  | R        | Duke             | Charlotte, NC   | 5/0      |

Head Coach: Dirk Koetter

Assistant Coaches: Nate Kaczor (special teams coordinator); Todd Monken (offensive coordinator); Mark Duffner (defensive coordinator); Mike Bajakian (quarterbacks); Butch Barry (assistant offensive line); Danny Breyer (defensive assistant); Brentson Buckner (defensive line); Skyler Fulton (wide receivers); Zack Grossi (offensive quality control); Jon Hoke (secondary); Dave Kennedy (head strength and conditioning); Brett Maxie (defensive backs); Stephen Nicholas (defensive quality control); Carlos Polk (assistant special teams); Tim Spencer (running backs); Paul Spicer (assistant defensive line); Ben Steele (tight ends); Joe Vaughn (assistant strength and conditioning); Chad Wade (assistant strength and conditioning); George Warhop (run game coordinator/offensive line); Andrew Weidinger (game management)

## **2018 TAMPA BAY BUCCANEERS ROSTER BY POSITION**

(as of 11/30/18)

| No.                                 | Name                | Pos. | College                | Ht.  | Wt. | Age | NFL Exp. |
|-------------------------------------|---------------------|------|------------------------|------|-----|-----|----------|
| <b><u>Defensive Linemen (9)</u></b> |                     |      |                        |      |     |     |          |
| 91                                  | Beau Allen          | DT   | Wisconsin              | 6-3  | 327 | 27  | 5        |
| 97                                  | Vinny Curry         | DE   | Marshall               | 6-3  | 279 | 30  | 7        |
| 92                                  | William Gholston    | DE   | Michigan State         | 6-6  | 281 | 27  | 6        |
| 93                                  | Gerald McCoy        | DT   | Oklahoma               | 6-4  | 300 | 30  | 9        |
| 94                                  | Carl Nassib         | DE   | Penn State             | 6-7  | 275 | 25  | 3        |
| 56                                  | Rakeem Nuñez-Roches | DT   | Southern Miss          | 6-2  | 307 | 25  | 4        |
| 90                                  | Jason Pierre-Paul   | DE   | USF                    | 6-5  | 275 | 29  | 9        |
| 57                                  | Noah Spence         | DE   | Eastern Kentucky       | 6-2  | 251 | 24  | 3        |
| 50                                  | Vita Vea            | DT   | Washington             | 6-4  | 347 | 23  | R        |
| <b><u>Linebacker (6)</u></b>        |                     |      |                        |      |     |     |          |
| 59                                  | Devante Bond        | LB   | Oklahoma               | 6-1  | 236 | 25  | 3        |
| 49                                  | Riley Bullough      | LB   | Michigan State         | 6-2  | 228 | 25  | 1        |
| 54                                  | Lavonte David       | LB   | Nebraska               | 6-1  | 233 | 28  | 7        |
| 52                                  | Cameron Lynch       | LB   | Syracuse               | 6-0  | 229 | 25  | 4        |
| 41                                  | Kevin Minter        | LB   | LSU                    | 6-0  | 246 | 28  | 6        |
| 53                                  | Adarius Taylor      | LB   | Florida Atlantic       | 6-1  | 230 | 28  | 4        |
| <b><u>Cornerback (6)</u></b>        |                     |      |                        |      |     |     |          |
| 33                                  | Carlton Davis III   | CB   | Auburn                 | 6-1  | 206 | 21  | R        |
| 35                                  | Javien Elliott      | CB   | Florida State          | 5-11 | 176 | 25  | 3        |
| 24                                  | Brent Grimes        | CB   | Shippensburg           | 5-10 | 185 | 35  | 12       |
| 22                                  | De'Vante Harris     | CB   | Texas A&M              | 5-11 | 190 | 24  | 3        |
| 37                                  | David Rivers        | CB   | Youngstown State       | 6-0  | 185 | 24  | 1        |
| 29                                  | Ryan Smith          | CB   | North Carolina Central | 5-11 | 189 | 25  | 3        |
| 36                                  | M.J. Stewart        | CB   | North Carolina         | 5-11 | 200 | 23  | R        |
| <b><u>Safety (4)</u></b>            |                     |      |                        |      |     |     |          |
| 26                                  | Andrew Adams        | S    | Connecticut            | 5-11 | 202 | 26  | 3        |
| 21                                  | Justin Evans        | S    | Texas A&M              | 6-0  | 199 | 23  | 2        |
| 39                                  | Isaiah Johnson      | S    | South Carolina         | 6-0  | 209 | 26  | 1        |
| 31                                  | Jordan Whitehead    | S    | Pittsburgh             | 5-10 | 198 | 21  | R        |
| <b><u>Defensive Back (1)</u></b>    |                     |      |                        |      |     |     |          |
| 30                                  | Josh Shaw           | DB   | USC                    | 6-1  | 200 | 26  | 4        |
| <b><u>Long Snapper (1)</u></b>      |                     |      |                        |      |     |     |          |
| 89                                  | Garrison Sanborn    | LS   | Florida State          | 6-1  | 240 | 33  | 10       |
| <b><u>Punter (1)</u></b>            |                     |      |                        |      |     |     |          |
| 9                                   | Bryan Anger         | P    | California             | 6-3  | 205 | 30  | 7        |
| <b><u>Kicker (1)</u></b>            |                     |      |                        |      |     |     |          |
| 5                                   | Cairo Santos        | K    | Tulane                 | 5-8  | 160 | 27  | 5        |
| <b><u>Offensive Line (8)</u></b>    |                     |      |                        |      |     |     |          |
| 77                                  | Caleb Benenoch      | OL   | UCLA                   | 6-5  | 305 | 24  | 3        |
| 65                                  | Alex Cappa          | OL   | Humboldt State         | 6-6  | 305 | 23  | R        |
| 69                                  | Demar Dotson        | T    | Southern Miss          | 6-9  | 315 | 33  | 10       |
| 66                                  | Ryan Jensen         | C    | Colorado State-Pueblo  | 6-4  | 319 | 27  | 5        |
| 67                                  | Mike Liedtke        | OL   | Illinois State         | 6-3  | 305 | 26  | 1        |
| 74                                  | Ali Marpet          | G    | Hobart                 | 6-4  | 307 | 25  | 4        |
| 76                                  | Donovan Smith       | T    | Penn State             | 6-6  | 338 | 25  | 4        |
| 61                                  | Leonard Wester      | T    | Missouri Western       | 6-6  | 305 | 25  | 3        |
| <b><u>Tight End (3)</u></b>         |                     |      |                        |      |     |     |          |
| 82                                  | Antony Auclair      | TE   | Lavar                  | 6-6  | 256 | 25  | 2        |
| 84                                  | Cameron Brate       | TE   | Harvard                | 6-5  | 235 | 27  | 4        |
| 45                                  | Alan Cross          | TE   | Memphis                | 6-1  | 235 | 25  | 3        |
| <b><u>Running Back (3)</u></b>      |                     |      |                        |      |     |     |          |
| 25                                  | Peyton Barber       | RB   | Auburn                 | 5-11 | 225 | 24  | 3        |
| 27                                  | Ronald Jones II     | RB   | USC                    | 5-11 | 208 | 21  | R        |
| 32                                  | Jacquizz Rodgers    | RB   | Oregon State           | 5-6  | 205 | 28  | 8        |
| <b><u>Wide Receiver (6)</u></b>     |                     |      |                        |      |     |     |          |
| 13                                  | Mike Evans          | WR   | Texas A&M              | 6-5  | 231 | 25  | 5        |
| 12                                  | Chris Godwin        | WR   | Penn State             | 6-1  | 209 | 22  | 2        |
| 10                                  | Adam Humphries      | WR   | Clemson                | 5-11 | 195 | 25  | 4        |
| 11                                  | DeSean Jackson      | WR   | California             | 5-10 | 175 | 32  | 11       |
| 17                                  | Justin Watson       | WR   | Pennsylvania           | 6-3  | 215 | 22  | R        |
| 85                                  | Bobo Wilson         | WR   | Florida State          | 5-9  | 186 | 23  | 1        |
| <b><u>Quarterback (3)</u></b>       |                     |      |                        |      |     |     |          |
| 14                                  | Ryan Fitzpatrick    | QB   | Harvard                | 6-2  | 223 | 36  | 14       |
| 4                                   | Ryan Griffin        | QB   | Tulane                 | 6-5  | 210 | 29  | 5        |
| 3                                   | Jameis Winston      | QB   | Florida State          | 6-4  | 231 | 24  | 4        |

## **2018 TAMPA BAY BUCCANEERS BY EXPERIENCE**

|                              |                      |      |      |     |     |          |                        |                        | (as of 11/28/18) |
|------------------------------|----------------------|------|------|-----|-----|----------|------------------------|------------------------|------------------|
| No.                          | Name                 | Pos. | Ht.  | Wt. | Age | NFL Exp. | College                | Hometown               | How Acq.         |
| <b>14th Year (1)</b>         |                      |      |      |     |     |          |                        |                        |                  |
| 14                           | Fitzpatrick, Ryan    | QB   | 6-2  | 223 | 36  | 14       | Harvard                | Gilbert, AZ            | UFA (NYJ)-'17    |
| <b>12th Year (1)</b>         |                      |      |      |     |     |          |                        |                        |                  |
| 24                           | Grimes, Brent        | CB   | 5-10 | 185 | 35  | 12       | Shippensburg           | Philadelphia, PA       | FA-'16           |
| <b>11th Year (1)</b>         |                      |      |      |     |     |          |                        |                        |                  |
| 11                           | Jackson, DeSean      | WR   | 5-10 | 175 | 32  | 11       | California             | Long Beach, CA         | UFA (WAS)-'17    |
| <b>10th Year (2)</b>         |                      |      |      |     |     |          |                        |                        |                  |
| 69                           | Dotson, Demar        | T    | 6-9  | 315 | 33  | 10       | Southern Miss          | Alexandria, LA         | FA-'09           |
| 89                           | Sanborn, Garrison    | LS   | 6-1  | 240 | 33  | 10       | Florida State          | Tampa, FL              | FA-'17           |
| <b>9th Year (2)</b>          |                      |      |      |     |     |          |                        |                        |                  |
| 93                           | McCoy, Gerald        | DT   | 6-4  | 300 | 30  | 9        | Oklahoma               | Oklahoma City, OK      | D1-'10           |
| 90                           | Pierre-Paul, Jason   | DE   | 6-5  | 275 | 29  | 9        | USF                    | Deerfield Beach, FL    | T (NYG)-'18      |
| <b>8th Year (1)</b>          |                      |      |      |     |     |          |                        |                        |                  |
| 32                           | Rodgers, Jacquizz    | RB   | 5-6  | 205 | 28  | 8        | Oregon State           | Richmond, TX           | FA-'16           |
| <b>7th Year (3)</b>          |                      |      |      |     |     |          |                        |                        |                  |
| 9                            | Anger, Bryan         | P    | 6-3  | 205 | 30  | 7        | California             | Camarillo, CA          | UFA (JAC)-'16    |
| 97                           | Curry, Vinny         | DE   | 6-3  | 279 | 30  | 7        | Marshall               | Neptune, NJ            | UFA (PHI)-'18    |
| 54                           | David, Lavonte       | LB   | 6-1  | 233 | 28  | 7        | Nebraska               | Miami, FL              | D2-'12           |
| <b>6th Year (2)</b>          |                      |      |      |     |     |          |                        |                        |                  |
| 92                           | Gholston, William    | DE   | 6-6  | 281 | 27  | 6        | Michigan State         | Detroit, MI            | D4b-'13          |
| 41                           | Minter, Kevin        | LB   | 6-0  | 246 | 28  | 6        | LSU                    | Suwanee, GA            | FA-'18           |
| <b>5th Year (4)</b>          |                      |      |      |     |     |          |                        |                        |                  |
| 91                           | Allen, Beau          | DT   | 6-3  | 327 | 27  | 5        | Wisconsin              | Minnetonka, MN         | UFA (PHI)-'18    |
| 13                           | Evans, Mike          | WR   | 6-5  | 231 | 25  | 5        | Texas A&M              | Galveston, TX          | D1-'14           |
| 4                            | Griffin, Ryan        | QB   | 6-5  | 210 | 29  | 5        | Tulane                 | Westlake Village, CA   | W (NO)-'15       |
| 66                           | Jensen, Ryan         | C    | 6-4  | 319 | 27  | 5        | Colorado State-Pueblo  | Fort Morgan, CO        | UFA (BAL)-'18    |
| 5                            | Santos, Cairo        | K    | 5-8  | 160 | 27  | 5        | Tulane                 | St. Augustine, FL      | FA-'18           |
| <b>4th Year (8)</b>          |                      |      |      |     |     |          |                        |                        |                  |
| 84                           | Brate, Cameron       | TE   | 6-5  | 235 | 27  | 4        | Harvard                | Naperville, IL         | FA-'15           |
| 10                           | Humphries, Adam      | WR   | 5-11 | 195 | 25  | 4        | Clemson                | Spartanburg, SC        | FA-'15           |
| 52                           | Lynch, Cameron       | LB   | 6-0  | 229 | 25  | 4        | Syracuse               | Lawrenceville, GA      | FA-'16           |
| 74                           | Marpet, Ali          | G    | 6-4  | 307 | 25  | 4        | Hobart                 | Hastings-on-Hudson, NY | D2b-'15          |
| 56                           | Nuñez-Roches, Rakeem | DT   | 6-2  | 307 | 25  | 4        | Southern Miss          | Phenix City, AL        | FA-'18           |
| 30                           | Shaw, Josh           | DB   | 6-1  | 200 | 26  | 4        | USC                    | Palmdale, CA           | FA-'18           |
| 76                           | Smith, Donovan       | T    | 6-6  | 338 | 25  | 4        | Penn State             | Owings Mills, MD       | D2a-'15          |
| 53                           | Taylor, Adarius      | LB   | 6-1  | 230 | 28  | 4        | Florida Atlantic       | Lakeland, FL           | FA-'15           |
| 3                            | Winston, Jameis      | QB   | 6-4  | 231 | 24  | 4        | Florida State          | Bessemer, AL           | D1-'15           |
| <b>3rd Year (11)</b>         |                      |      |      |     |     |          |                        |                        |                  |
| 26                           | Adams, Andrew        | S    | 5-11 | 202 | 26  | 3        | Connecticut            | College Park, GA       | FA-'18           |
| 25                           | Barber, Peyton       | RB   | 5-11 | 225 | 24  | 3        | Auburn                 | Alpharetta, GA         | FA-'16           |
| 77                           | Benenoch, Caleb      | OL   | 6-5  | 305 | 24  | 3        | UCLA                   | Katy, TX               | D5-'16           |
| 59                           | Bond, Devante        | LB   | 6-1  | 236 | 25  | 3        | Oklahoma               | Sacramento, CA         | D6a-'16          |
| 45                           | Cross, Alan          | TE   | 6-1  | 235 | 25  | 3        | Memphis                | Millington, TN         | FA-'16           |
| 35                           | Elliott, Javien      | CB   | 5-11 | 176 | 25  | 3        | Florida State          | Panama City, FL        | FA-'16           |
| 22                           | Harris, De'Vante     | CB   | 5-11 | 190 | 24  | 3        | Texas A&M              | Mesquite, TX           | W (NO)-'18       |
| 94                           | Nassib, Carl         | DE   | 6-7  | 275 | 25  | 3        | Penn State             | Malvern, PA            | W (CLE)-'18      |
| 29                           | Smith, Ryan          | S    | 5-11 | 189 | 25  | 3        | North Carolina Central | Upper Marlboro, MD     | D4-'16           |
| 57                           | Spence, Noah         | DE   | 6-2  | 251 | 24  | 3        | Eastern Kentucky       | Harrisburg, PA         | D2a-'16          |
| 61                           | Wester, Leonard      | T    | 6-6  | 305 | 25  | 3        | Missouri Western       | Mt. Union, IA          | FA-'16           |
| <b>2nd Year (3)</b>          |                      |      |      |     |     |          |                        |                        |                  |
| 82                           | Auclair, Antony      | TE   | 6-6  | 256 | 25  | 2        | Laval                  | Quebec, Canada         | FA-'17           |
| 21                           | Evans, Justin        | S    | 6-0  | 190 | 23  | 2        | Texas A&M              | Wiggins, MS            | D2-'17           |
| 12                           | Godwin, Chris        | WR   | 6-1  | 209 | 22  | 2        | Penn State             | Middletown, DE         | D3a-'17          |
| <b>Rookies/1st Year (12)</b> |                      |      |      |     |     |          |                        |                        |                  |
| 49                           | Bullough, Riley      | LB   | 6-2  | 228 | 25  | 1        | Michigan State         | Traverse City, MI      | FA-'17           |
| 65                           | Cappa, Alex          | OL   | 6-6  | 305 | 23  | R        | Humboldt State         | Dublin, CA             | D3-'18           |
| 33                           | Davis III, Carlton   | CB   | 6-1  | 206 | 21  | R        | Auburn                 | Miami, FL              | D2c-'18          |
| 39                           | Johnson, Isaiah      | S    | 6-0  | 209 | 26  | 1        | South Carolina         | Cary, NC               | FA-'16           |
| 27                           | Jones II, Ronald     | RB   | 5-11 | 208 | 21  | R        | USC                    | McKinney, TX           | D2a-'18          |
| 67                           | Liedtke, Mike        | OL   | 6-3  | 305 | 26  | 1        | Illinois State         | Woodstock, IL          | FA-'16           |
| 37                           | Rivers, David        | CB   | 6-0  | 185 | 24  | 1        | Youngstown State       | Miami, FL              | FA-'17           |
| 36                           | Stewart, M.J.        | CB   | 5-11 | 200 | 23  | R        | North Carolina         | Arlington, VA          | D2b-'18          |
| 50                           | Vea, Vita            | DT   | 6-4  | 347 | 23  | R        | Washington             | Milpitas, CA           | D1-'18           |
| 17                           | Watson, Justin       | WR   | 6-3  | 215 | 22  | R        | Pennsylvania           | Bridgeville, PA        | D5-'18           |
| 31                           | Whitehead, Jordan    | S    | 5-10 | 198 | 21  | R        | Pittsburgh             | Aliquippa, PA          | D4-'18           |
| 85                           | Wilson, Bobo         | WR   | 5-9  | 186 | 23  | 1        | Florida State          | Miami, FL              | FA-'17           |



## 2018 TAMPA BAY BUCCANEERS - HOW THEY WERE BUILT

|      | <u>DRAFT</u>  | <u>TRADES</u>           | <u>WAIVERS</u>    | <u>FREE AGENTS</u>  |
|------|---|-------------------------|-------------------|---|
| 2009 |   |                         |                   | Demar Dotson (R)  |
| 2010 | Gerald McCoy (1)  |                         |                   |   |
| 2012 | Lavonte David (2)   |                         |                   |   |
| 2013 | William Gholston (4b)   |                         |                   |   |
| 2014 | Mike Evans (1)  |                         |                   | Evan Smith (GB)^  |
| 2015 | Jameis Winston (1)<br>Donovan Smith (2a)<br>Ali Marpet (2b)<br>Kwon Alexander (4)^  |                         | Ryan Griffin (NO) | Cameron Brate<br>Chris Conte (CHI)^<br>Adam Humphries (R)<br>Adarius Taylor   |
| 2016 | Vernon Hargreaves III (1)^<br>Noah Spence (2a)<br>Ryan Smith (4)<br>Caleb Benenoch (5)<br>Devante Bond (6a)   |                         |                   | Bryan Anger (JAC)<br>Peyton Barber (R)<br>Alan Cross (R)<br>Javien Elliott (R)<br>Brent Grimes<br>Isaiah Johnson (R)<br>Mike Liedtke<br>Jacquizz Rodgers<br>Leonard Wester (R)  |
| 2017 | O.J. Howard (1)^<br>Justin Evans (2)<br>Chris Godwin (3a)<br>Kendell Beckwith (3b)~   |                         |                   | Antony Auclair (R)<br>Riley Bullough (R)<br>Ryan Fitzpatrick (NYJ)<br>DeSean Jackson (WAS)<br>David Rivers<br>Garrison Sanborn<br>Bobo Wilson (R)   |
| 2018 | Vita Vea (1)<br>Ronald Jones II (2a)<br>M.J. Stewart (2b)<br>Carlton Davis III (2c)<br>Alex Cappa (3)<br>Jordan Whitehead (4)<br>Justin Watson (5)<br>Jack Cichy (6)^ | Jason Pierre-Paul (NYG) | Carl Nassib (CLE) | Andrew Adams<br>Beau Allen (PHI)<br>Sergio Bailey II (R)^<br>Vinny Curry (PHI)<br>Demone Harris (R)<br>Ryan Jensen (BAL)<br>Cameron Lynch<br>Kevin Minter<br>Rakeem Nuñez-Roches<br>Cairo Santos<br>Josh Shaw<br>Mitch Unrein (CHI)^<br>Shaun Wilson (R)^ |

## 2018 GAME-BY-GAME STARTERS

| OFFENSE |            |          |           |           |             |           |            |          |
|---------|------------|----------|-----------|-----------|-------------|-----------|------------|----------|
| OPP     | WR         | LT       | LG        | C         | RG          | RT        | TE         | WR       |
| @NO     | D. Jackson | D. Smith | A. Marpet | R. Jensen | C. Benenoch | D. Dotson | ---        | M. Evans |
| PHI     | D. Jackson | D. Smith | A. Marpet | R. Jensen | C. Benenoch | D. Dotson | A. Cross   | M. Evans |
| PIT     | D. Jackson | D. Smith | A. Marpet | R. Jensen | C. Benenoch | D. Dotson | A. Auclair | M. Evans |
| @CHI    | D. Jackson | D. Smith | A. Marpet | R. Jensen | C. Benenoch | D. Dotson | ---        | M. Evans |
| @ATL    | D. Jackson | D. Smith | A. Marpet | R. Jensen | C. Benenoch | D. Dotson | A. Auclair | M. Evans |
| CLE     | ---        | D. Smith | A. Marpet | R. Jensen | C. Benenoch | D. Dotson | A. Auclair | M. Evans |
| @CIN    | D. Jackson | D. Smith | A. Marpet | R. Jensen | C. Benenoch | D. Dotson | A. Auclair | M. Evans |
| @CAR    | D. Jackson | D. Smith | A. Marpet | R. Jensen | C. Benenoch | D. Dotson | ---        | M. Evans |
| WAS     | D. Jackson | D. Smith | A. Marpet | R. Jensen | C. Benenoch | D. Dotson | ---        | M. Evans |
| @NYG    | D. Jackson | D. Smith | A. Marpet | R. Jensen | C. Benenoch | D. Dotson | ---        | M. Evans |
| SF      | D. Jackson | D. Smith | A. Marpet | R. Jensen | C. Benenoch | D. Dotson | ---        | M. Evans |
| CAR     | C. Godwin  | D. Smith | A. Marpet | R. Jensen | C. Benenoch | L. Wester | ---        | M. Evans |
| NO      |            |          |           |           |             |           |            |          |
| @BAL    |            |          |           |           |             |           |            |          |
| @DAL    |            |          |           |           |             |           |            |          |
| ATL     |            |          |           |           |             |           |            |          |

[illegible]

2018 PLAYTIME PERCENTAGES - OFFENSE

| OFFENSE     | @NO | PHI | PIT | @CHI | @ATL | CLE | @CIN | @CAR | WAS | @NYG | SF | CAR | NO | @BAL | @DAL | ATL | PLAYS | PCT |
|-------------|-----|-----|-----|------|------|-----|------|------|-----|------|----|-----|----|------|------|-----|-------|-----|
| TOTAL PLAYS | 66  | 58  | 74  | 63   | 66   | 95  | 88   | 67   | 69  | 71   | 73 | 65  |    |      |      |     | 855   |     |

QUARTERBACKS

|             |     |     |     |    |     |     |    |     |     |    |     |     |  |  |  |  |     |     |
|-------------|-----|-----|-----|----|-----|-----|----|-----|-----|----|-----|-----|--|--|--|--|-----|-----|
| Fitzpatrick | 66  | 58  | 74  | 28 | DNP | DNP | 25 | 67  | 69  | 41 | DNP | DNP |  |  |  |  | 428 | 77% |
| Winston     | R/S | R/S | R/S | 35 | 66  | 95  | 63 | DNP | DNP | 30 | 73  | 65  |  |  |  |  | 427 | 82% |

RUNNING BACKS

|         |    |    |    |    |    |    |    |    |    |    |    |    |  |  |  |  |     |     |
|---------|----|----|----|----|----|----|----|----|----|----|----|----|--|--|--|--|-----|-----|
| Barber  | 48 | 36 | 44 | 31 | 41 | 35 | 43 | 35 | 33 | 48 | 36 | 40 |  |  |  |  | 470 | 55% |
| Rodgers | 15 | 18 | 26 | 11 | 10 | 30 | 33 | 26 | 26 | 23 | 34 | 15 |  |  |  |  | 267 | 31% |
| Jones   | IA | IA | IA | 20 | 12 | 29 | 11 | IA | IA | IA | IA | 9  |  |  |  |  | 81  | 21% |
| Wilson  | 2  | 3  | 3  | IA | IA | IA | IA | 4  | 10 | IR | IR | IR |  |  |  |  | 22  | 7%  |

TIGHT ENDS

|            |    |    |    |    |    |     |     |    |    |    |    |     |  |  |  |  |     |     |
|------------|----|----|----|----|----|-----|-----|----|----|----|----|-----|--|--|--|--|-----|-----|
| Howard     | 43 | 46 | 49 | 15 | 34 | 63  | 53  | 37 | 45 | 51 | IR | IR  |  |  |  |  | 436 | 61% |
| Brate      | 24 | 14 | 31 | 37 | 22 | 39  | 26  | 27 | 19 | 20 | 51 | 44  |  |  |  |  | 354 | 41% |
| Audair     | 10 | 17 | 17 | 19 | 23 | 22  | 15  | 13 | 14 | 14 | 36 | 31  |  |  |  |  | 231 | 27% |
| Cross      | 15 | 11 | 3  | 3  | 2  | 7   | 6   | 4  | 5  | 5  | 15 | 15  |  |  |  |  | 91  | 35% |
| Ogunbowale | PS | PS | PS | PS | PS | N/A | N/A | PS | PS | 0  | 2  | N/A |  |  |  |  | 2   | 1%  |

WIDE RECEIVERS

|           |    |    |    |     |    |     |     |     |     |     |     |     |  |  |  |  |     |     |
|-----------|----|----|----|-----|----|-----|-----|-----|-----|-----|-----|-----|--|--|--|--|-----|-----|
| Evans     | 50 | 47 | 59 | 57  | 57 | 82  | 70  | 60  | 55  | 65  | 58  | 57  |  |  |  |  | 717 | 91% |
| Humphries | 44 | 29 | 53 | 49  | 51 | 57  | 62  | 55  | 54  | 49  | 38  | 41  |  |  |  |  | 582 | 68% |
| Godwin    | 46 | 29 | 37 | 31  | 37 | 66  | 63  | 37  | 34  | 23  | 49  | 52  |  |  |  |  | 504 | 59% |
| Jackson   | 20 | 34 | 43 | 39  | 34 | 43  | 46  | 32  | 44  | 53  | 36  | IA  |  |  |  |  | 424 | 54% |
| Watson    | IA | IA | IA | 3   | 6  | 2   | 12  | 5   | 6   | 4   | 9   | 7   |  |  |  |  | 54  | 8%  |
| Martino   | 13 | 6  | 5  | N/A | 0  | N/A | N/A | N/A | N/A | N/A | N/A | N/A |  |  |  |  | 24  | 7%  |
| Wilson    | PS | PS | PS | PS  | PS | PS  | PS  | PS  | PS  | PS  | PS  | 12  |  |  |  |  | 12  | 18% |

OFFENSIVE LINE

|          |    |    |    |    |    |    |    |    |    |    |    |    |  |  |  |  |     |      |
|----------|----|----|----|----|----|----|----|----|----|----|----|----|--|--|--|--|-----|------|
| Jensen   | 66 | 58 | 74 | 63 | 66 | 95 | 88 | 67 | 69 | 71 | 73 | 65 |  |  |  |  | 855 | 100% |
| Marpet   | 66 | 58 | 74 | 63 | 66 | 95 | 88 | 67 | 69 | 71 | 73 | 65 |  |  |  |  | 855 | 100% |
| D. Smith | 66 | 58 | 74 | 63 | 66 | 95 | 88 | 67 | 69 | 71 | 73 | 65 |  |  |  |  | 855 | 100% |
| Dolson   | 66 | 58 | 74 | 63 | 66 | 95 | 88 | 67 | 69 | 71 | 27 | IA |  |  |  |  | 744 | 94%  |
| Benenoch | 41 | 41 | 53 | 41 | 35 | 64 | 67 | 67 | 69 | 71 | 48 | 58 |  |  |  |  | 655 | 77%  |
| E. Smith | 25 | 17 | 21 | 22 | 31 | 31 | 21 | IA | IA | IR | IR | IR |  |  |  |  | 168 | 33%  |
| Wester   | 0  | 0  | 0  | 0  | 1  | 0  | 0  | 0  | 0  | 0  | 46 | 65 |  |  |  |  | 112 | 13%  |
| Cappa    | IA | IA | IA | IA | IA | IA | IA | IA | IA | IA | 25 | 7  |  |  |  |  | 32  | 23%  |
| Liedtke  | IA | IA | IA | IA | IA | IA | IA | 0  | 0  | 0  | 1  | 2  |  |  |  |  | 3   | 1%   |

KEY

- DNP= Did Not Play
- IA= Inactive
- IR= Injured Reserve
- IR/DR= Injured Reserve/Designated to Return
- N/A= Not With Team
- PS= Practice Squad
- PUP= Reserve/Physically Unable to Perform
- R/S= Reserve/Suspended List
- W/\_ =With Other Team



2018 PLAYTIME PERCENTAGES - DEFENSE

| DEFENSE     | @NO | PHI | PIT | @CHI | @ATL | CLE | @CIN | @CAR | WAS | @NYG | SF | CAR | NO | @BAL | @DAL | ATL | PLAYS | PCT |
|-------------|-----|-----|-----|------|------|-----|------|------|-----|------|----|-----|----|------|------|-----|-------|-----|
| TOTAL PLAYS | 64  | 79  | 66  | 61   | 67   | 68  | 65   | 62   | 58  | 53   | 64 | 70  |    |      |      |     | 777   |     |

DEFENSIVE LINE

|              |     |     |     |     |     |     |     |     |     |     |     |     |  |  |  |  |     |     |
|--------------|-----|-----|-----|-----|-----|-----|-----|-----|-----|-----|-----|-----|--|--|--|--|-----|-----|
| Pierre-Paul  | 48  | 67  | 62  | 58  | 64  | 66  | 63  | 59  | 55  | 50  | 44  | 56  |  |  |  |  | 692 | 89% |
| McCoy        | 59  | 65  | 56  | 48  | 39  | IA  | IA  | 53  | 43  | 43  | 46  | 56  |  |  |  |  | 508 | 79% |
| Nassib       | 27  | 34  | 17  | 15  | 23  | 63  | 60  | 29  | 43  | 47  | 47  | 57  |  |  |  |  | 462 | 59% |
| Curry        | 48  | 50  | 55  | 44  | 48  | IA  | IA  | 41  | IA  | IA  | 27  | 25  |  |  |  |  | 338 | 63% |
| Gholston     | 25  | 43  | 51  | 32  | 20  | 33  | 26  | 11  | 27  | 17  | 22  | 26  |  |  |  |  | 333 | 43% |
| Allen        | 31  | 20  | IA  | IA  | 42  | 41  | 37  | 40  | 27  | 31  | 22  | 20  |  |  |  |  | 311 | 48% |
| Vea          | IA  | IA  | IA  | 33  | 28  | 38  | 46  | 20  | 28  | 18  | 37  | 37  |  |  |  |  | 285 | 50% |
| Worthy       | 15  | 23  | 21  | 13  | N/A | N/A | N/A | N/A | N/A | N/A | N/A | N/A |  |  |  |  | 72  | 27% |
| Nunez-Roches | N/A | N/A | N/A | N/A | IA  | 22  | 23  | IA  | IA  | 7   | IA  | IA  |  |  |  |  | 52  | 28% |
| Spence       | 4   | IA  | DNP | IA  | IA  | 9   | 5   | 0   | 4   | 0   | 11  | 1   |  |  |  |  | 34  | 7%  |
| Clarke       | IA  | 13  | 2   | 3   | N/A | N/A | N/A | N/A | N/A | N/A | N/A | N/A |  |  |  |  | 18  | 9%  |
| Dem. Harris  | PS  | PS  | PS  | PS  | 0   | IA  | IA  | IA  | 6   | N/A | PS  | PS  |  |  |  |  | 6   | 5%  |

LINEBACKERS

|           |     |     |     |     |     |     |    |     |     |    |    |    |  |  |  |  |     |     |
|-----------|-----|-----|-----|-----|-----|-----|----|-----|-----|----|----|----|--|--|--|--|-----|-----|
| David     | 64  | 79  | 66  | 59  | 67  | 68  | 65 | 62  | 52  | IA | IA | 70 |  |  |  |  | 652 | 99% |
| Taylor    | 20  | 12  | 23  | 27  | 35  | 42  | 52 | 57  | 37  | 52 | 64 | 56 |  |  |  |  | 477 | 61% |
| Alexander | 64  | 79  | 66  | 59  | 67  | 31  | IR | IR  | IR  | IR | IR | IR |  |  |  |  | 366 | 90% |
| Bond      | N/A | N/A | N/A | N/A | N/A | 6   | 11 | 22  | 18  | 43 | 47 | 0  |  |  |  |  | 147 | 33% |
| Bullough  | IR  | N/A | N/A | N/A | N/A | N/A | 0  | 3   | 1   | 29 | 31 | 0  |  |  |  |  | 64  | 17% |
| Lynch     | 0   | 0   | 0   | 3   | 0   | 1   | 0  | 3   | 6   | 0  | 0  | 0  |  |  |  |  | 13  | 2%  |
| Minter    | N/A | N/A | N/A | N/A | N/A | N/A | 0  | N/A | N/A | 2  | 6  | 4  |  |  |  |  | 12  | 5%  |
| Cichy     | 0   | 0   | 0   | 2   | 0   | 4   | IR | IR  | IR  | IR | IR | IR |  |  |  |  | 6   | 1%  |

DEFENSIVE BACKS

|                |     |     |     |     |      |      |      |      |      |      |     |      |  |  |  |  |     |     |
|----------------|-----|-----|-----|-----|------|------|------|------|------|------|-----|------|--|--|--|--|-----|-----|
| Evans          | 63  | 79  | 66  | 61  | 67   | 68   | 65   | 62   | 49   | IA   | IA  | 25   |  |  |  |  | 605 | 92% |
| Davis          | 56  | 77  | 63  | 48  | IA   | 65   | 65   | 57   | 57   | 53   | 36  | IA   |  |  |  |  | 577 | 90% |
| Grimes         | IA  | IA  | 66  | 40  | 67   | 67   | 65   | 59   | 57   | 53   | 64  | IA   |  |  |  |  | 538 | 95% |
| Whitehead      | 1   | 36  | 55  | IA  | 67   | 23   | 51   | 39   | 33   | 42   | 60  | 61   |  |  |  |  | 468 | 65% |
| I. Johnson     | 0   | 1   | 3   | 60  | 0    | 44   | 14   | 20   | 33   | 53   | 64  | 28   |  |  |  |  | 320 | 41% |
| Stewart        | 18  | 67  | 43  | 34  | 38   | 53   | 44   | IA   | IA   | IA   | IA  | IA   |  |  |  |  | 297 | 63% |
| R. Smith       | 44  | 71  | 0   | 19  | 59   | 2    | 0    | 2    | 0    | 1    | 28  | 70   |  |  |  |  | 296 | 38% |
| Elliott        | 0   | 1   | 0   | 5   | 2    | 0    | PS   | 37   | 38   | 22   | 27  | 66   |  |  |  |  | 198 | 28% |
| Adams          | N/A | N/A | N/A | 0   | 4    | 2    | 13   | 6    | 23   | 20   | 18  | 32   |  |  |  |  | 118 | 21% |
| Conte          | 64  | 43  | 11  | IR  | IR   | IR   | IR   | IR   | IR   | IR   | IR  | IR   |  |  |  |  | 118 | 56% |
| Dev. Harris    | IR  | N/A | N/A | N/A | N/A  | N/A  | 0    | 0    | 1    | 0    | 0   | 70   |  |  |  |  | 71  | 19% |
| Hargreaves III | 53  | IR  | IR  | IR  | IR   | IR   | IR   | IR   | IR   | IR   | IR  | IR   |  |  |  |  | 53  | 83% |
| Williams       | N/A | 8   | IA  | 12  | N/A  | IR   | N/A  | N/A  | N/A  | N/A  | N/A | N/A  |  |  |  |  | 20  | 14% |
| Shaw           | N/A | N/A | N/A | N/A | W/KC | W/KC | W/KC | W/KC | W/KC | W/KC | 3   | 8    |  |  |  |  | 11  | 8%  |
| Igwebuike      | PS  | PS  | PS  | PS  | PS   | PS   | PS   | PS   | PS   | 0    | IA  | W/SF |  |  |  |  | 0   | 0%  |

KEY

- DNP= Did Not Play
- IA= Inactive
- IR/DR= Injured Reserve/Designated to Return
- N/A= Not With Team
- PS= Practice Squad
- PUP= Reserve/Physically Unable to Perform
- R/S= Reserve/Suspended List
- R/CE= Reserve/Commissioner's Exempt List
- W/\_ =With Other Team

2018 TAMPA BAY BUCCANEERS STATISTICS

| 2018 RECORD -- |   |       |      | WON: 5         | LOST: 7 |
|----------------|---|-------|------|----------------|---------|
| Aug 9          | W | 26-24 |      | at Miami       | 51,042  |
| Aug 18         | W | 30-14 |      | at Tennessee   | 60,034  |
| Aug 24         | L | 30-33 |      | DETROIT        | 44,868  |
| Aug 30         | L | 10-25 |      | JACKSONVILLE   | 44,254  |
|                |   |       |      |                |         |
| Sept 9         | W | 48-40 |      | at New Orleans | 73,038  |
| Sept 16        | W | 27-21 |      | PHILADELPHIA   | 56,552  |
| Sept 24        | L | 27-30 |      | PITTSBURGH     | 62,571  |
| Sept 30        | L | 10-48 |      | at Chicago     | 61,893  |
|                |   |       |      |                |         |
| Oct 14         | L | 29-34 |      | -- bye week -- | 72,665  |
| Oct 21         | W | 26-23 | (OT) | at Atlanta     | 53,682  |
| Oct 28         | L | 34-37 |      | CLEVELAND      | 45,134  |
| Nov 4          | L | 28-42 |      | at Cincinnati  | 73,513  |
| Nov 11         | L | 3-16  |      | WASHINGTON     | 52,667  |
| Nov 18         | L | 35-38 |      | at N.Y. Giants | 75,863  |
| Nov 25         | W | 27-9  |      | SAN FRANCISCO  | 50,436  |
| Dec 2          | W | 24-17 |      | CAROLINA       | 52,568  |
| Dec 9          |   |       |      | NEW ORLEANS    |         |
| Dec 16         |   |       |      | at Baltimore   |         |
| Dec 23         |   |       |      | at Dallas      |         |
| Dec 30         |   |       |      | ATLANTA        |         |

|                      | BUCCANEERS   | OPPONENTS    |
|----------------------|--------------|--------------|
| TOTAL FIRST DOWNS    | 307          | 270          |
| Rushing              | 64           | 87           |
| Passing              | 214          | 161          |
| Penalty              | 29           | 22           |
| 3rd Down: Made/Att.  | 69/140 49.3% | 49/131 37.4% |
| 4th Down: Made/Att.  | 8/10 80.0%   | 5/12 41.7%   |
| POSSESSION AVG.      | 31:01        | 28:59        |
| TOTAL NET YARDS      | 5312         | 4745         |
| Avg. Per Game        | 442.7        | 395.4        |
| Total Plays          | 812          | 736          |
| Avg. Per Play        | 6.5          | 6.4          |
| NET YARDS RUSHING    | 1178         | 1452         |
| Avg. Per Game        | 98.2         | 121.0        |
| Total Rushes         | 301          | 293          |
| NET YARDS PASSING    | 4134         | 3293         |
| Avg. Per Game        | 344.5        | 274.4        |
| Sacked/Yards Lost    | 32/173       | 33/214       |
| Gross Yards          | 4307         | 3507         |
| Att./Completions     | 479/321      | 410/297      |
| Completion Pct.      | 67.0         | 72.4         |
| Had Intercepted      | 23           | 7            |
| PUNTS/AVERAGE        | 42/44.6      | 55/48.3      |
| NET PUNTING AVERAGE  | 39.4         | 43.7         |
| PENALTIES/YARDS      | 89/731       | 94/883       |
| FUMBLES/FUMBLES LOST | 19/7         | 14/5         |
| TOUCHDOWNS           | 40           | 45           |
| Rushing              | 9            | 14           |
| Passing              | 29           | 28           |
| Returns              | 2            | 3            |

| SCORE BY QUARTERS | 1  | 2   | 3  | 4  | OT | TOTAL |
|-------------------|----|-----|----|----|----|-------|
| BUCCANEERS        | 54 | 102 | 65 | 94 | 3  | 318   |
| OPPONENTS         | 77 | 143 | 51 | 84 | 0  | 355   |

| SCORING                | TD | R  | P  | Rt | PAT   | 2P  | FG    | S | PTS |
|------------------------|----|----|----|----|-------|-----|-------|---|-----|
| Catanzaro <sup>N</sup> | 0  | 0  | 0  | 0  | 23-27 | 0   | 11-15 | 0 | 56  |
| Evans, M.              | 6  | 0  | 5  | 1  | 0-0   | 0   | 0-0   | 0 | 36  |
| Godwin                 | 5  | 0  | 5  | 0  | 0-0   | 1   | 0-0   | 0 | 32  |
| Barber                 | 5  | 4  | 1  | 0  | 0-0   | 0   | 0-0   | 0 | 30  |
| Howard <sup>IR</sup>   | 5  | 0  | 5  | 0  | 0-0   | 0   | 0-0   | 0 | 30  |
| Humphries              | 5  | 0  | 5  | 0  | 0-0   | 0   | 0-0   | 0 | 30  |
| Jackson                | 5  | 1  | 4  | 0  | 0-0   | 0   | 0-0   | 0 | 30  |
| Brate                  | 4  | 0  | 4  | 0  | 0-0   | 0   | 0-0   | 0 | 24  |
| Santos                 | 0  | 0  | 0  | 0  | 11-11 | 0   | 3-3   | 0 | 20  |
| Fitzpatrick            | 2  | 2  | 0  | 0  | 0-0   | 0   | 0-0   | 0 | 12  |
| Evans, J.              | 1  | 0  | 0  | 1  | 0-0   | 0   | 0-0   | 0 | 6   |
| Jones                  | 1  | 1  | 0  | 0  | 0-0   | 0   | 0-0   | 0 | 6   |
| Winston                | 1  | 1  | 0  | 0  | 0-0   | 0   | 0-0   | 0 | 6   |
| BUCCANEERS             | 40 | 9  | 29 | 2  | 34-38 | 1-2 | 14-18 | 0 | 318 |
| OPPONENTS              | 45 | 14 | 28 | 3  | 40-43 | 2-2 | 13-15 | 1 | 355 |

SACKS: Pierre-Paul 11.5, McCoy 6.0, Nassib 5.5, Curry 2.5, Vea 2.0, David 1.5, Alexander<sup>IR</sup> 1.0, Gholston 1.0, Minter 1.0, Taylor 1.0. Buccaneers 33.0. Opponents 22.0

| PASSING     | Att | Comp | Yds  | Cmp% | Yds/Att | TD | TD% | INT | INT% | Lg  | Sack/Lost | Rating |
|-------------|-----|------|------|------|---------|----|-----|-----|------|-----|-----------|--------|
| Fitzpatrick | 246 | 164  | 2366 | 66.7 | 9.62    | 17 | 6.9 | 12  | 4.9  | 75t | 14/76     | 100.4  |
| Winston     | 232 | 157  | 1941 | 67.7 | 8.37    | 12 | 5.2 | 11  | 4.7  | 60t | 18/97     | 90.8   |
| Anger       | 1   | 0    | 0    | 0.0  | 0.00    | 0  | 0.0 | 0   | 0.0  | 0   | 0/0       | 39.6   |
| BUCCANEERS  | 479 | 321  | 4307 | 67.0 | 8.99    | 29 | 6.1 | 23  | 4.8  | 75t | 32/173    | 95.6   |
| OPPONENTS   | 410 | 297  | 3507 | 72.4 | 8.55    | 28 | 6.8 | 7   | 1.7  | 75t | 33/214    | 113.7  |

| RUSHING              | No  | Yds  | Avg | Lg  | TD |
|----------------------|-----|------|-----|-----|----|
| Barber               | 169 | 635  | 3.8 | 28  | 4  |
| Winston              | 36  | 197  | 5.5 | 18  | 1  |
| Fitzpatrick          | 36  | 152  | 4.2 | 18  | 2  |
| Rodgers              | 24  | 85   | 3.5 | 20  | 0  |
| Jones                | 23  | 44   | 1.9 | 9   | 1  |
| Wilson <sup>IR</sup> | 6   | 29   | 4.8 | 9   | 0  |
| Jackson              | 5   | 25   | 5.0 | 14t | 1  |
| Humphries            | 2   | 11   | 5.5 | 7   | 0  |
| BUCCANEERS           | 301 | 1178 | 3.9 | 28  | 9  |
| OPPONENTS            | 293 | 1452 | 5.0 | 53  | 14 |

| RECEIVING            | No  | Yds  | Avg  | Lg  | TD |
|----------------------|-----|------|------|-----|----|
| Evans, M.            | 66  | 1121 | 17.0 | 72t | 5  |
| Humphries            | 53  | 606  | 11.4 | 51  | 5  |
| Godwin               | 49  | 676  | 13.8 | 48  | 5  |
| Jackson              | 40  | 750  | 18.8 | 75t | 4  |
| Howard <sup>IR</sup> | 34  | 565  | 16.6 | 75t | 5  |
| Rodgers              | 25  | 208  | 8.3  | 24  | 0  |
| Brate                | 23  | 221  | 9.6  | 21  | 4  |
| Barber               | 13  | 71   | 5.5  | 10  | 1  |
| Auclair              | 6   | 36   | 6.0  | 8   | 0  |
| Jones                | 6   | 34   | 5.7  | 15  | 0  |
| Wilson <sup>IR</sup> | 3   | 5    | 1.7  | 5   | 0  |
| Cross                | 2   | 9    | 4.5  | 6   | 0  |
| Watson               | 1   | 5    | 5.0  | 5   | 0  |
| BUCCANEERS           | 321 | 4307 | 13.4 | 75t | 29 |
| OPPONENTS            | 297 | 3507 | 11.8 | 75t | 28 |

| INTERCEPTIONS | No | Yds | Avg  | Lg | TD |
|---------------|----|-----|------|----|----|
| Adams         | 3  | 21  | 7.0  | 16 | 0  |
| Elliott       | 1  | 50  | 50.0 | 50 | 0  |
| Johnson       | 1  | 6   | 6.0  | 6  | 0  |
| Evans, J.     | 1  | 0   | 0.0  | 0  | 0  |
| Smith, R.     | 1  | 0   | 0.0  | 0  | 0  |
| BUCCANEERS    | 7  | 77  | 11.0 | 50 | 0  |
| OPPONENTS     | 23 | 332 | 14.4 | 46 | 3  |

| PUNTING   | No | Yds  | Avg  | Net  | TB | In20 | Lg | Bk |
|-----------|----|------|------|------|----|------|----|----|
| Anger     | 42 | 1875 | 44.6 | 39.4 | 3  | 12   | 64 | 0  |
| BUCS      | 42 | 1875 | 44.6 | 39.4 | 3  | 12   | 64 | 0  |
| OPPONENTS | 55 | 2654 | 48.3 | 43.7 | 6  | 21   | 79 | 0  |

| PUNT RETURNS | Ret | FC | Yds | Avg | Lg | TD |
|--------------|-----|----|-----|-----|----|----|
| Humphries    | 17  | 11 | 108 | 6.4 | 16 | 0  |
| Jackson      | 5   | 0  | 24  | 4.8 | 11 | 0  |
| BUCCANEERS   | 22  | 11 | 132 | 6.0 | 16 | 0  |
| OPPONENTS    | 21  | 10 | 161 | 7.7 | 32 | 0  |

| KICKOFF RETURNS      | Ret | Yds | Avg  | Lg | TD |
|----------------------|-----|-----|------|----|----|
| Ogunbowale           | 7   | 137 | 19.6 | 25 | 0  |
| Wilson <sup>IR</sup> | 7   | 122 | 17.4 | 29 | 0  |
| Rodgers              | 3   | 52  | 17.3 | 21 | 0  |
| Humphries            | 2   | 17  | 8.5  | 13 | 0  |
| Auclair              | 1   | 9   | 9.0  | 9  | 0  |
| BUCCANEERS           | 20  | 337 | 16.9 | 29 | 0  |
| OPPONENTS            | 22  | 446 | 20.3 | 40 | 0  |

| FIELD GOALS            | 1-19 | 20-29 | 30-39 | 40-49 | 50+ | Lg |
|------------------------|------|-------|-------|-------|-----|----|
| Catanzaro <sup>N</sup> | 0-0  | 3-3   | 7-8   | 0-3   | 1-1 | 59 |
| Santos                 | 0-0  | 0-0   | 2-2   | 1-1   | 0-0 | 41 |
| BUCCANEERS             | 0-0  | 3-3   | 9-10  | 1-4   | 1-1 | 59 |
| OPPONENTS              | 0-0  | 2-2   | 3-3   | 5-7   | 3-3 | 57 |

Catanzaro<sup>N</sup>: (33G, 36G, 44WR) ( ) (21G, 28G) (30G) (35G) (38G, 40WR, 59G) (25G, 38G) ( ) (30WR, 33G, 48WR) ( ) ( )

Santos: ( ) ( ) ( ) ( ) ( ) ( ) ( ) ( ) (41G, 39G) (35G)

Buccaneers: (33G, 36G, 44WR) ( ) (21G, 28G) (30G) (35G) (38G, 40WR, 59G) (25G, 38G) ( ) (30WR, 33G, 48WR) ( ) (41G, 39G) (35G)

OPPONENTS: (36G) (42RU) (38G, 47RU) (50G, 46G) (45G, 57G) ( ) (44G) (43G, 43G, 26G) (52G) (23G) (37G)

FUM/LOST: Winston 5/1, Fitzpatrick 4/1, Godwin 3/1, Evans 2/1, Barber 1/1, Brate 1/1, Humphries 1/0, Jensen 1/0, Rodgers 1/1.

## 2018 BUCCANEERS REGULAR SEASON DEFENSIVE STATISTICS

| Player                          | Tackles    |            |            | TFL       | Sacks       |              |           | Interceptions |           |          |           | Fumbles  |          |           |          |
|---------------------------------|------------|------------|------------|-----------|-------------|--------------|-----------|---------------|-----------|----------|-----------|----------|----------|-----------|----------|
|                                 | Solo       | Assist     | Total      |           | Sack        | Yds          | QBP       | INT           | Yds       | TD       | PD        | FF       | FR       | Yds       | TD       |
| Lavonte David                   | 66         | 17         | 83         | 10        | 1.5         | 11.5         | 4         | -             | -         | -        | 2         | 1        | 1        | 0         | 0        |
| Jordan Whitehead                | 48         | 12         | 60         | 3         | -           | -            | -         | -             | -         | -        | 2         | -        | -        | -         | -        |
| Justin Evans                    | 43         | 16         | 59         | 1         | -           | -            | -         | 1             | 0         | 0        | 2         | -        | 1        | 34        | 1        |
| Kwon Alexander <sup>IR</sup>    | 34         | 11         | 45         | 6         | 1.0         | 0.0          | 2         | -             | -         | -        | 2         | 2        | -        | -         | -        |
| Jason Pierre-Paul               | 33         | 7          | 40         | 12        | 11.5        | 81.0         | 19        | -             | -         | -        | -         | 1        | -        | -         | -        |
| Adarius Taylor                  | 26         | 13         | 39         | 3         | 1.0         | 1.0          | 1         | -             | -         | -        | 3         | 1        | -        | -         | -        |
| Isaiah Johnson                  | 31         | 3          | 34         | -         | -           | -            | -         | 1             | 6         | 0        | 1         | -        | -        | -         | -        |
| Carlton Davis                   | 30         | 4          | 34         | 1         | -           | -            | -         | -             | -         | -        | 3         | -        | 1        | 0         | 0        |
| Brent Grimes                    | 29         | 3          | 32         | -         | -           | -            | -         | -             | -         | -        | 3         | 1        | -        | -         | -        |
| M.J. Stewart                    | 26         | 2          | 28         | 2         | -           | -            | 2         | -             | -         | -        | 3         | -        | -        | -         | -        |
| Ryan Smith                      | 19         | 2          | 21         | 1         | -           | -            | -         | 1             | 0         | 0        | 5         | 1        | 1        | -3        | 0        |
| Carl Nassib                     | 15         | 6          | 21         | 8         | 5.5         | 43.0         | 13        | -             | -         | -        | 2         | 1        | -        | -         | -        |
| Gerald McCoy                    | 11         | 8          | 19         | 6         | 6.0         | 40.5         | 17        | -             | -         | -        | -         | -        | -        | -         | -        |
| Vinny Curry                     | 12         | 5          | 17         | 4         | 2.5         | 17.0         | 6         | -             | -         | -        | -         | -        | -        | -         | -        |
| Beau Allen                      | 12         | 2          | 14         | 2         | -           | -            | 2         | -             | -         | -        | -         | -        | -        | -         | -        |
| Devante Bond                    | 11         | 3          | 14         | -         | -           | -            | 1         | -             | -         | -        | -         | -        | -        | -         | -        |
| Chris Conte <sup>IR</sup>       | 10         | 4          | 14         | -         | -           | -            | -         | -             | -         | -        | -         | -        | -        | -         | -        |
| Andrew Adams                    | 9          | 4          | 13         | -         | -           | -            | -         | 3             | 21        | -        | 6         | -        | -        | -         | -        |
| Javien Elliott                  | 12         | 0          | 12         | 3         | -           | -            | -         | 1             | 50        | 0        | 1         | -        | -        | -         | -        |
| Will Gholston                   | 7          | 3          | 10         | 1         | 1.0         | 5.0          | 6         | -             | -         | -        | -         | -        | -        | -         | -        |
| Vita Vea                        | 6          | 2          | 8          | 3         | 2.0         | 7.0          | 2         | -             | -         | -        | -         | -        | -        | -         | -        |
| Vernon Hargreaves <sup>IR</sup> | 6          | 1          | 7          | -         | -           | -            | -         | -             | -         | -        | 1         | 1        | -        | -         | -        |
| De'Vante Harris                 | 5          | 0          | 5          | 1         | -           | -            | -         | -             | -         | -        | 3         | -        | -        | -         | -        |
| Riley Bullough                  | 4          | 1          | 5          | -         | -           | -            | -         | -             | -         | -        | -         | -        | -        | -         | -        |
| Kevin Minter                    | 3          | 0          | 3          | 1         | 1.0         | 8.0          | 1         | -             | -         | -        | -         | -        | -        | -         | -        |
| Noah Spence                     | 3          | 0          | 3          | -         | -           | -            | 1         | -             | -         | -        | -         | -        | -        | -         | -        |
| Marcus Williams <sup>N</sup>    | 3          | 0          | 3          | -         | -           | -            | -         | -             | -         | -        | -         | -        | -        | -         | -        |
| Jerel Worthy <sup>N</sup>       | 2          | 1          | 3          | -         | -           | -            | -         | -             | -         | -        | -         | -        | -        | -         | -        |
| Rakeem Nunez-Roches             | 2          | 0          | 2          | -         | -           | -            | -         | -             | -         | -        | -         | -        | -        | -         | -        |
| Jack Cichy <sup>^</sup>         | 1          | 0          | 1          | -         | -           | -            | -         | -             | -         | -        | -         | -        | -        | -         | -        |
| <b>Totals</b>                   | <b>519</b> | <b>130</b> | <b>649</b> | <b>68</b> | <b>33.0</b> | <b>214.0</b> | <b>76</b> | <b>7</b>      | <b>77</b> | <b>0</b> | <b>39</b> | <b>9</b> | <b>4</b> | <b>31</b> | <b>1</b> |

## 2018 REGULAR SEASON SPECIAL TEAMS STATISTICS

| Player                        | Tackles   |           |           | Fumbles  |          |          |
|-------------------------------|-----------|-----------|-----------|----------|----------|----------|
|                               | Solo      | Assist    | Total     | FF       | FR       | TD       |
| Ryan Smith                    | 5         | 0         | 5         | -        | -        | -        |
| Kevin Minter                  | 2         | 2         | 4         | -        | -        | -        |
| Adarius Taylor                | 3         | 0         | 3         | -        | -        | -        |
| Jack Cichy <sup>IR</sup>      | 2         | 1         | 3         | -        | -        | -        |
| De'Vante Harris               | 2         | 1         | 3         | -        | -        | -        |
| Andrew Adams                  | 2         | 0         | 2         | -        | -        | -        |
| Alan Cross                    | 2         | 0         | 2         | -        | -        | -        |
| Cameron Lynch                 | 3         | 0         | 3         | -        | -        | -        |
| Justin Watson                 | 3         | 0         | 3         | -        | -        | -        |
| Devante Bond                  | 1         | 1         | 2         | -        | -        | -        |
| Jacquizz Rodgers              | 1         | 1         | 2         | -        | -        | -        |
| Garrison Sanborn              | 1         | 1         | 2         | -        | -        | -        |
| Isaiah Johnson                | 0         | 2         | 2         | -        | 1        | 0        |
| Bryan Anger                   | 2         | 0         | 2         | -        | -        | -        |
| Antony Auclair                | 1         | 0         | 1         | 1        | -        | -        |
| Riley Bullough                | 1         | 0         | 1         | -        | -        | -        |
| Chris Godwin                  | 1         | 0         | 1         | -        | -        | -        |
| Freddie Martino <sup>N</sup>  | 1         | 0         | 1         | -        | -        | -        |
| Dare Ogunbowale               | 1         | 0         | 1         | -        | -        | -        |
| Josh Shaw                     | 1         | 0         | 1         | -        | -        | -        |
| M.J. Stewart                  | 1         | 0         | 1         | -        | -        | -        |
| Godwin Iqwebuike <sup>N</sup> | 0         | 1         | 1         | -        | -        | -        |
| Bobo Wilson                   | 1         | 0         | 1         | -        | -        | -        |
| <b>Totals</b>                 | <b>37</b> | <b>10</b> | <b>47</b> | <b>1</b> | <b>1</b> | <b>0</b> |

### Return Touchdowns

34-yard fumble return by Justin Evans, at New Orleans, 9/9/18

### Safeties

(IR - injured reserve; PS - currently on practice squad; N - not on team)

| Blocked Kicks |    |     |      |
|---------------|----|-----|------|
|               | FG | PAT | Punt |
| Totals        | 0  | 0   | 0    |

| Own Fumbles      |       |      |    |     |
|------------------|-------|------|----|-----|
|                  | Total | Lost | OR | OOB |
| Peyton Barber    | 1     | 1    | 0  | 0   |
| Cameron Brate    | 1     | 1    | 0  | 0   |
| Mike Evans       | 2     | 1    | 0  | 1   |
| Ryan Fitzpatrick | 3     | 0    | 3  | 0   |
| Chris Godwin     | 2     | 1    | 1  | 0   |
| Adam Humphries   | 1     | 0    | 1  | 0   |
| Jameis Winston   | 5     | 1    | 4  | 0   |
| Totals           | 15    | 5    | 9  | 1   |

| Miscellaneous Tackles/Fumbles |         |    |    |
|-------------------------------|---------|----|----|
|                               | Tackles | FF | FR |
| Peyton Barber                 | 2       | 0  | 0  |
| Cameron Brate                 | 1       | 0  | 0  |
| Mike Evans                    | 2       | 0  | 0  |
| Ryan Fitzpatrick              | 0       | 0  | 1  |
| Chris Godwin                  | 4       | 0  | 1  |
| O.J. Howard <sup>^</sup>      | 2       | 0  | 0  |
| Adam Humphries                | 2       | 0  | 0  |
| DeSean Jackson                | 3       | 0  | 0  |
| Ryan Jensen                   | 2       | 0  | 1  |
| Ali Marpet                    | 1       | 0  | 0  |
| Jacquizz Rodgers              | 1       | 0  | 1  |
| Donovan Smith                 | 2       | 0  | 0  |
| Evan Smith <sup>IR</sup>      | 1       | 0  | 0  |
| Shaun Wilson <sup>IR</sup>    | 1       | 0  | 0  |
| Jameis Winston                | 2       | 0  | 1  |
| Totals                        | 26      | 0  | 5  |



## 2018 BUCCANEERS PARTICIPATION CHART

| Legend   |             |        |        |                     |        |          |                               |          |           |                                |          |           |                    |          |            |               |           |                      |            |            |           |
|--|-------------|--------|--------|---------------------|--------|----------|-------------------------------|----------|-----------|--------------------------------|----------|-----------|--------------------|----------|------------|---------------|-----------|----------------------|------------|------------|-----------|
| Position Abbreviation Indicates Start (e.g. RCB indicates started at right cornerback) |             |        |        |                     |        |          |                               |          |           | P = Played                     |          |           | DNP = Did Not Play |          |            | IA = Inactive |           | IR = Injured Reserve |            |            |           |
| N = Not on Roster  |             |        |        | PS = Practice Squad |        |          | PUP = Phys. Unable to Perform |          |           | NFI = Res./Non-Football-Injury |          |           | RES = Reserve      |          |            |               |           |                      |            |            |           |
| Player   | P<br>O<br>S | G<br>P | G<br>S | D<br>N<br>P         | I<br>A | 1<br>@no | 2<br>PHI                      | 3<br>PIT | 4<br>@chi | 5<br>@atl                      | 6<br>CLE | 7<br>@cin | 8<br>@car          | 9<br>WAS | 10<br>@nyg | 11<br>SF      | 12<br>CAR | 13<br>NO             | 14<br>@bal | 15<br>@dal | 16<br>ATL |
| Adams, Andrew  | S           | 9      | 0      | 0                   | 0      | N        | N                             | N        | P         | P                              | P        | P         | P                  | P        | P          | P             | P         |                      |            |            |           |
| Alexander, Kwon  | LB          | 6      | 6      | 0                   | 0      | MLB      | MLB                           | MLB      | MLB       | MLB                            | MLB      | IR        | IR                 | IR       | IR         | IR            | IR        |                      |            |            |           |
| Allen, Beau  | DT          | 10     | 8      | 0                   | 2      | DT       | DT                            | IA       | IA        | DT                             | DT       | DT        | DT                 | DT       | DT         | P             | P         |                      |            |            |           |
| Anger, Bryan   | T           | 12     | 0      | 0                   | 0      | P        | P                             | P        | P         | P                              | P        | P         | P                  | P        | P          | P             | P         |                      |            |            |           |
| Aucclair, Antony   | TE          | 12     | 6      | 0                   | 0      | P        | P                             | TE       | P         | TE                             | TE       | TE        | P                  | P        | P          | TE            | TE        |                      |            |            |           |
| Bailey, Sergio   | WR          | 0      | 0      | 0                   | 0      | IR       | IR                            | IR       | IR        | IR                             | IR       | IR        | IR                 | IR       | IR         | IR            | IR        |                      |            |            |           |
| Barber, Peyton   | RB          | 12     | 12     | 0                   | 0      | R        | R                             | R        | R         | R                              | R        | R         | R                  | R        | R          | R             | R         |                      |            |            |           |
| Beckwith, Kendall  | LB          | 0      | 0      | 0                   | 0      | NFI      | NFI                           | NFI      | NFI       | NFI                            | NFI      | NFI       | NFI                | NFI      | NFI        | NFI           | NFI       |                      |            |            |           |
| Benenoch, Caleb  | OL          | 12     | 12     | 0                   | 0      | RG       | RG                            | RG       | RG        | RG                             | RG       | RG        | RG                 | RG       | RG         | RG            | RG        |                      |            |            |           |
| Bond, Devante  | LB          | 7      | 3      | 0                   | 0      | IR       | N                             | N        | N         | N                              | P        | P         | P                  | SLB      | SLB        | SLB           | P         |                      |            |            |           |
| Boozar, Cole   | OL          | 0      | 0      | 0                   | 0      | PS       | PS                            | PS       | PS        | PS                             | PS       | PS        | PS                 | PS       | PS         | PS            | PS        |                      |            |            |           |
| Brate, Cameron   | TE          | 12     | 1      | 0                   | 0      | P        | P                             | P        | P         | P                              | TE       | P         | P                  | P        | P          | P             | P         |                      |            |            |           |
| Bullough, Riley  | LB          | 6      | 2      | 0                   | 0      | IR       | N                             | N        | N         | N                              | N        | P         | P                  | P        | MLB        | MLB           | P         |                      |            |            |           |
| Cappa, Alex  | OL          | 2      | 0      | 0                   | 10     | IA       | IA                            | IA       | IA        | IA                             | IA       | IA        | IA                 | IA       | IA         | P             | P         |                      |            |            |           |
| Catanzaro, Chandler  | K           | 9      | 0      | 0                   | 0      | P        | P                             | P        | P         | P                              | P        | P         | P                  | P        | N          | N             | N         |                      |            |            |           |
| Cichy, Jack  | LB          | 6      | 0      | 0                   | 0      | P        | P                             | P        | P         | P                              | P        | IR        | IR                 | IR       | IR         | IR            | IR        |                      |            |            |           |
| Clarke, Will   | DE          | 3      | 0      | 0                   | 0      | N        | P                             | P        | P         | N                              | N        | N         | N                  | N        | N          | N             | N         |                      |            |            |           |
| Coleman, Amari   | CB          | 0      | 0      | 0                   | 0      | IR       | IR                            | IR       | IR        | IR                             | N        | N         | N                  | N        | N          | N             | N         |                      |            |            |           |
| Conte, Chris   | S           | 3      | 3      | 0                   | 0      | S        | S                             | S        | IR        | IR                             | IR       | IR        | IR                 | IR       | IR         | IR            | IR        |                      |            |            |           |
| Cross, Alan  | TE          | 12     | 2      | 0                   | 0      | P        | TE                            | P        | P         | P                              | P        | TE        | P                  | P        | P          | P             | P         |                      |            |            |           |
| Curry, Vinny   | DE          | 8      | 6      | 0                   | 4      | DE       | DE                            | DE       | DE        | DE                             | IA       | IA        | DE                 | IA       | IA         | P             | P         |                      |            |            |           |
| David, Lavonte   | LB          | 10     | 10     | 0                   | 2      | WLB      | WLB                           | WLB      | WLB       | WLB                            | WLB      | WLB       | WLB                | WLB      | IA         | IA            | WLB       |                      |            |            |           |
| Davis, Carlton   | CB          | 10     | 10     | 0                   | 2      | CB       | CB                            | CB       | CB        | CB                             | CB       | CB        | CB                 | CB       | CB         | CB            | CB        |                      |            |            |           |
| Dotson, Demar  | T           | 11     | 11     | 0                   | 1      | RT       | RT                            | RT       | RT        | RT                             | RT       | RT        | RT                 | RT       | RT         | RT            | RT        |                      |            |            |           |
| Elliott, Javien  | CB          | 11     | 2      | 0                   | 0      | P        | P                             | P        | P         | P                              | P        | PS        | CB                 | P        | P          | P             | CB        |                      |            |            |           |
| Ermsberger, Donnie   | TE          | 0      | 0      | 0                   | 0      | N        | N                             | N        | N         | N                              | N        | N         | N                  | N        | N          | N             | PS        |                      |            |            |           |
| Evans, Justin  | S           | 10     | 10     | 0                   | 2      | S        | S                             | S        | S         | S                              | S        | S         | S                  | S        | IA         | IA            | S         |                      |            |            |           |
| Evans, Mike  | WR          | 12     | 12     | 0                   | 0      | WR       | WR                            | WR       | WR        | WR                             | WR       | WR        | WR                 | WR       | WR         | WR            | WR        |                      |            |            |           |
| Fitzpatrick, Ryan  | QB          | 8      | 7      | 4                   | 0      | QB       | QB                            | QB       | QB        | DNP                            | DNP      | P         | QB                 | QB       | QB         | DNP           | DNP       |                      |            |            |           |
| Fleming, Maurice   | CB          | 0      | 0      | 0                   | 0      | IR       | IR                            | IR       | IR        | IR                             | IR       | IR        | IR                 | IR       | IR         | IR            | IR        |                      |            |            |           |
| Gardner, Cole  | T           | 0      | 0      | 0                   | 0      | IR       | IR                            | IR       | IR        | N                              | N        | N         | N                  | N        | N          | N             | N         |                      |            |            |           |
| Gettis, Adam   | OL          | 0      | 0      | 0                   | 1      | IA       | N                             | N        | N         | N                              | N        | N         | N                  | N        | N          | N             | N         |                      |            |            |           |
| Gholston, William  | DE          | 12     | 2      | 0                   | 0      | P        | P                             | DT       | DT        | P                              | P        | P         | P                  | P        | P          | P             | P         |                      |            |            |           |
| Godwin, Chris  | WR          | 12     | 1      | 0                   | 0      | P        | P                             | P        | P         | P                              | P        | P         | P                  | P        | P          | P             | WR        |                      |            |            |           |
| Griffin, Ryan  | QB          | 0      | 0      | 3                   | 9      | DNP      | DNP                           | DNP      | IA        | IA                             | IA       | IA        | IA                 | IA       | IA         | IA            | IA        |                      |            |            |           |
| Grimes, Brent  | CB          | 9      | 9      | 0                   | 3      | IA       | IA                            | CB       | CB        | CB                             | CB       | CB        | CB                 | CB       | CB         | CB            | CB        |                      |            |            |           |
| Hargreaves, Vernon   | CB          | 1      | 1      | 0                   | 0      | CB       | IR                            | IR       | IR        | IR                             | IR       | IR        | IR                 | IR       | IR         | IR            | IR        |                      |            |            |           |
| Harris, Demone   | DE          | 2      | 0      | 0                   | 3      | PS       | PS                            | PS       | PS        | P                              | IA       | IA        | IA                 | P        | N          | PS            | PS        |                      |            |            |           |
| Harris, DeVante  | CB          | 6      | 1      | 0                   | 0      | IR       | N                             | N        | N         | N                              | N        | P         | P                  | P        | P          | P             | CB        |                      |            |            |           |
| Holcomb, Ruben   | G           | 0      | 0      | 0                   | 0      | N        | N                             | N        | N         | N                              | PS       | PS        | PS                 | PS       | PS         | PS            | PS        |                      |            |            |           |
| Howard, O.J.   | TE          | 10     | 8      | 0                   | 0      | TE       | TE                            | TE       | TE        | P                              | TE       | TE        | TE                 | TE       | TE         | TE            | IR        |                      |            |            |           |
| Hudson, Tanner   | TE          | 0      | 0      | 0                   | 0      | PS       | PS                            | PS       | PS        | PS                             | PS       | PS        | PS                 | PS       | PS         | PS            | PS        |                      |            |            |           |
| Humphries, Adam  | WR          | 12     | 8      | 0                   | 0      | WR       | P                             | P        | WR        | WR                             | P        | P         | WR                 | WR       | WR         | WR            | WR        |                      |            |            |           |
| Igwebuike, Godwin  | S           | 1      | 0      | 0                   | 1      | PS       | PS                            | PS       | PS        | PS                             | PS       | PS        | PS                 | PS       | PS         | P             | IA        |                      |            |            |           |
| Jackson, DeSean  | WR          | 11     | 10     | 0                   | 1      | WR       | WR                            | WR       | WR        | WR                             | P        | WR        | WR                 | WR       | WR         | WR            | WR        |                      |            |            |           |
| Jensen, Ryan   | G           | 12     | 12     | 0                   | 0      | C        | C                             | C        | C         | C                              | C        | C         | C                  | C        | C          | C             | C         |                      |            |            |           |
| Johnson, Isaiah  | S           | 12     | 4      | 0                   | 0      | P        | P                             | P        | S         | P                              | S        | P         | P                  | P        | S          | S             | P         |                      |            |            |           |
| Jones, Jarron  | T           | 0      | 0      | 0                   | 0      | N        | PS                            | PS       | PS        | PS                             | N        | N         | N                  | N        | N          | N             | N         |                      |            |            |           |
| Jones, Ronald  | RB          | 5      | 0      | 0                   | 7      | IA       | IA                            | IA       | P         | P                              | P        | P         | IA                 | IA       | IA         | IA            | IA        |                      |            |            |           |
| Ledbetter, Jeremiah  | DT          | 0      | 0      | 0                   | 0      | PS       | PS                            | PS       | PS        | PS                             | PS       | PS        | PS                 | PS       | PS         | PS            | PS        |                      |            |            |           |
| Liedtke, Mike  | OL          | 5      | 0      | 0                   | 7      | IA       | IA                            | IA       | IA        | IA                             | IA       | IA        | P                  | P        | P          | P             | P         |                      |            |            |           |
| Lynch, Cameron   | LB          | 12     | 0      | 0                   | 0      | P        | P                             | P        | P         | P                              | P        | P         | P                  | P        | P          | P             | P         |                      |            |            |           |
| Marpet, Ali  | G           | 12     | 12     | 0                   | 0      | LG       | LG                            | LG       | LG        | LG                             | LG       | LG        | LG                 | LG       | LG         | LG            | LG        |                      |            |            |           |
| Martino, Freddie   | WR          | 4      | 0      | 0                   | 0      | P        | P                             | P        | N         | P                              | N        | N         | N                  | N        | N          | N             | N         |                      |            |            |           |
| McCoy, Gerald  | DT          | 10     | 10     | 0                   | 2      | DT       | DT                            | DT       | DT        | DT                             | IA       | IA        | DT                 | DT       | DT         | DT            | DT        |                      |            |            |           |
| Minter, Kevin  | LB          | 4      | 0      | 0                   | 0      | N        | N                             | N        | N         | N                              | N        | N         | N                  | N        | P          | P             | P         |                      |            |            |           |
| Myers, Marko   | CB          | 0      | 0      | 0                   | 0      | N        | N                             | N        | PS        | PS                             | PS       | N         | N                  | N        | N          | N             | N         |                      |            |            |           |
| Nassib, Carl   | DE          | 12     | 6      | 0                   | 0      | P        | P                             | P        | P         | P                              | DE       | DE        | P                  | DE       | DE         | DE            | DE        |                      |            |            |           |
| Nunez-Roches, Rakeem   | DT          | 3      | 0      | 0                   | 5      | N        | N                             | N        | N         | IA                             | P        | P         | IA                 | IA       | P          | IA            | IA        |                      |            |            |           |
| Nzeocha, Eric  | LB          | 0      | 0      | 0                   | 0      | PS       | PS                            | PS       | PS        | PS                             | PS       | PS        | PS                 | PS       | PS         | PS            | PS        |                      |            |            |           |
| O'Connor, Patrick  | DE          | 0      | 0      | 0                   | 0      | PS       | PS                            | PS       | PS        | PS                             | PS       | PS        | PS                 | PS       | PS         | PS            | PS        |                      |            |            |           |
| Ogunbowale, Dare   | RB          | 2      | 0      | 0                   | 0      | PS       | PS                            | PS       | PS        | PS                             | N        | N         | PS                 | PS       | P          | P             | N         |                      |            |            |           |
| Patterson, Damoun  | WR          | 0      | 0      | 0                   | 0      | N        | N                             | N        | N         | PS                             | PS       | PS        | PS                 | N        | N          | N             | N         |                      |            |            |           |
| Pierre-Paul, Jason   | DE          | 12     | 12     | 0                   | 0      | DE       | DE                            | DE       | DE        | DE                             | DE       | DE        | DE                 | DE       | DE         | DE            | DE        |                      |            |            |           |
| Reedy, Bernard   | WR          | 0      | 0      | 0                   | 0      | N        | N                             | N        | N         | N                              | N        | N         | N                  | PS       | PS         | PS            | PS        |                      |            |            |           |
| Richards, Jeff   | CB          | 0      | 0      | 0                   | 0      | N        | PS                            | PS       | N         | N                              | N        | N         | N                  | N        | N          | N             | N         |                      |            |            |           |
| Rivers, David  | CB          | 1      | 0      | 0                   | 0      | N        | N                             | N        | N         | N                              | PS       | PS        | PS                 | PS       | PS         | PS            | P         |                      |            |            |           |
| Rodgers, Jacquizz  | RB          | 12     | 0      | 0                   | 0      | P        | P                             | P        | P         | P                              | P        | P         | P                  | P        | P          | P             | P         |                      |            |            |           |
| Sanborn, Garrison  | LS          | 12     | 0      | 0                   | 0      | P        | P                             | P        | P         | P                              | P        | P         | P                  | P        | P          | P             | P         |                      |            |            |           |
| Santos, Cairo  | K           | 3      | 0      | 0                   | 0      | N        | N                             | N        | N         | N                              | N        | N         | N                  | N        | P          | P             | P         |                      |            |            |           |
| Shaw, Josh   | DB          | 2      | 0      | 0                   | 0      | N        | N                             | N        | N         | N                              | N        | N         | N                  | N        | N          | P             | P         |                      |            |            |           |
| Smith, Donovan   | T           | 12     | 12     | 0                   | 0      | LT       | LT                            | LT       | LT        | LT                             | LT       | LT        | LT                 | LT       | LT         | LT            | LT        |                      |            |            |           |
| Smith, Evan  | OL          | 7      | 0      | 0                   | 2      | P        | P                             | P        | P         | P                              | P        | P         | IA                 | IA       | IR         | IR            | IR        |                      |            |            |           |
| Smith, Ryan  | CB          | 12     | 4      | 0                   | 0      | CB       | CB                            | P        | P         | CB                             | P        | P         | P                  | P        | P          | P             | CB        |                      |            |            |           |
| Spence, Noah   | DE          | 8      | 0      | 1                   | 3      | P        | IA                            | DNP      | IA        | IA                             | P        | P         | P                  | P        | P          | P             | P         |                      |            |            |           |
| Stewart, M.J.  | CB          | 7      | 5      | 0                   | 5      | P        | CB                            | CB       | CB        | P                              | CB       | CB        | IA                 | IA       | IA         | IA            | IA        |                      |            |            |           |
| Taylor, Adarius  | LB          | 12     | 7      | 0                   | 0      | P        | P                             | P        | P         | SLB                            | P        | MLB       | MLB                | MLB      | WLB        | WLB           | MLB       |                      |            |            |           |
| Tu'ikolovatu, Stevie   | DT          | 0      | 0      | 0                   | 0      | IR       | IR                            | IR       | IR        | IR                             | IR       | IR        | IR                 | IR       | IR         | IR            | IR        |                      |            |            |           |
| Unrein, Mitch  | DT          | 0      | 0      | 0                   | 0      | IR       | IR                            | IR       | IR        | IR                             | IR       | IR        | IR                 | IR       | IR         | IR            | IR        |                      |            |            |           |
| Vea, Vita  | DT          | 9      | 4      | 0                   | 3      | IA       | IA                            | IA       | P         | P                              | DT       | DT        | P                  | P        | P          | DT            | DT        |                      |            |            |           |
| Victor, Azeem  | LB          | 0      | 0      | 0                   | 0      | PS       | N                             | N        | N         | N                              | N        | N         | N                  | N        | N          | N             | N         |                      |            |            |           |
| Watson, Justin   | WR          | 9      | 0      | 0                   | 3      | IA       | IA                            | IA       | P         | P                              | P        | P         | P                  | P        | P          | P             | P         |                      |            |            |           |
| Webb, Ralph  | RB          | 0      | 0      | 0                   | 0      | N        | N                             | N        | N         | N                              | N        | N         | N                  | N        | PS         | PS            | PS        |                      |            |            |           |
| Wester, Leonard  | T           | 12     | 1      | 0                   | 0      | P        | P                             | P        | P         | P                              | P        | P         | P                  | P        | P          | P             | RT        |                      |            |            |           |
| Whitehead, Jordan  | S           | 11     | 7      | 0                   | 1      | P        | P                             | P        | IA        | S                              | P        | S         | S                  | S        | S          | S             | S         |                      |            |            |           |
| Williams, Marcus   | CB          | 2      | 0      | 0                   | 1      | N        | P                             | IA       | P         | IR                             | IR       | N         | N                  | N        | N          | N             | N         |                      |            |            |           |
| Wilson, Bobo   | WR          | 1      | 0      | 0                   | 0      | PS       | PS                            | PS       | PS        | PS                             | PS       | PS        | PS                 | PS       | PS         | PS            | P         |                      |            |            |           |
| Wilson, Shaun  | RB          | 5      | 0      | 0                   | 4      | P        | P                             | P        | IA        | IA                             | IA       | IA        | P                  | P        | IR         | IR            | IR        |                      |            |            |           |
| Winston, Jameis  | QB          | 7      | 5      | 2                   | 0      | RES      | RES                           | RES      | P         | QB                             | QB       | QB        | DNP                | DNP      | P          | QB            | QB        |                      |            |            |           |
| Worthy, Jerel  | DT          | 4      | 0      | 0                   | 0      | P        | P                             | P        | P         | N                              | N        | N         | N                  | N        | N          | N             | N         |                      |            |            |           |

## **TAMPA BAY BUCCANEERS' 2018 PERSONNEL LOG**

**(By Date)**

**January 3** – Signed DB **Maurice Fleming**, TE **Austin Johnson**, WR **Jake Lampman**, WR **Devin Lucien**, LB **Eric Nzeocha**, T **Givens Price**, T **Brad Seaton** and OL **Avery Young** to futures contracts.

**January 28** – Named **Skyler Fulton** as wide receivers coach.

**February 1** – Signed LS **Drew Ferris**.

**February 7** – Signed LB **Jeff Knox**.

**February 12** – Relieved Defensive Line Coach **Jay Hayes** of duties.

**February 20** – Released DT **Chris Baker** and RB **Doug Martin**.

**February 21** – Named **Brentson Buckner** as defensive line coach and **Stephen Nicholas** as defensive quality control coach.

**February 22** – Released K **Nick Folk**.

**February 23** – Signed RB **Dalton Crossan**.

**March 7** – Exercise team options for S **Chris Conte**, T **Demar Dotson** and DB **Josh Robinson**.

**March 9** – Signed QB **Ryan Fitzpatrick**.

**March 12** – Signed RB **Peyton Barber** and LB **Adarius Glanton** to new contracts.

**March 13** – Signed TE **Cameron Brate** and WR **Mike Evans** to contract extensions.

**March 15** – Signed DE **Will Clarke** and S **Keith Tandy**.

**March 16** – Signed DT **Beau Allen**, K **Chandler Catanzaro**, CB **Brent Grimes** and DT **Mitch Unrein**.

**March 17** – Released DE **Robert Ayers**.

**March 19** – Signed DE **Vinny Curry**, C **Ryan Jensen** and LB **Cameron Lynch**.

**March 22** – Traded a third-round pick and a fourth-round pick in the 2018 NFL Draft to the New York Giants in exchange for DE **Jason Pierre-Paul** and a fourth-round pick.

**March 23** – Signed OL **Evan Smith**.

**March 26** – Signed OL **Adam Gettis**.

**April 30** – Signed QB **Austin Allen**, WR **Sergio Bailey**, T **Cole Boozer**, TE **Donnie Ernsberger**, DE **Demone Harris**, TE **Tanner Hudson**, S **Godwin Igwebuike**, S **Josh Liddell**, K **Trevor Moore**, DE **Evan Perrizo**, WR **Ervin Phillips**, TE **Jason Reese**, LB **Antonio Simmons** and RB **Shaun Wilson**. Waived OL **Avery Young**.

**May 1** – Signed RB **Charles Sims III**.

**May 10** – Signed LB **Jack Cichy**, CB **M.J. Stewart**, WR **Justin Watson** and S **Jordan Whitehead**.

**May 12** – Signed OL **Alex Cappa**.

**May 13** – Signed G **Ruben Holcomb** and CB **Mark Myers**. Waived S **Josh Liddell**, WR **Devin Lucien** and LB **Antonio Simmons**.

**May 17** – Signed LB **Shaheed Salmon** and WR **Thomas Sperbeck**. Waived LB **Jeff Knox**.

**May 23** – Signed WR **Bernard Reedy**. Waived (injury waiver) WR **Thomas Sperbeck**.

**May 24** – Signed CB **Carlton Davis III** and DT **Vita Vea**.

**June 8** – Named **Byron Kiefer** as Senior National Scout, **Brian McLaughlin** as NFS/Combine Scout, **Antwon Murray** as Area Scout and **Sean Conley**, **Will Edmunds** and **Zach Smith** as Scouting Assistants.

**June 14** – Signed RB **Ronald Jones**. Waived (injured) DB **Maurice Fleming**.

**June 29** – Released G **J.R. Sweezy**.

**July 23** – Placed LB **Kendell Beckwith** on Active/Non-Football Injury list. Signed DE **Kiante Anderson** and S **Josh Liddell**.

**July 25** – Signed T **Jerry Ugokwe**. Waived (non-football injury) DE **Channing Ward**.

**August 2** – Signed RB **Dare Ogunbowale**. Waived (injured) RB **Dalton Crossan**.

**August 7** – Signed T **Jarron Jones**. Waived K **Trevor Moore**.

**August 8** – Signed DT **Nathan Bazata**. Waived (injured) CB **David Rivers**.

**August 10** – Signed CB **Amari Coleman**, CB **Aaron Davis** and TE **Colin Jeter**. Waived DE **Kiante Anderson** and TE **Jason Reese**. Waived (injured) TE **Donnie Ernsberger**.

**August 12** – Claimed CB **De'Vante Harris** off of waivers from New Orleans. Waived CB **Aaron Davis**.

**August 16** – Signed DT **Drew Iddings**. Waived (injured) DT **Stevie Tu'ikolovatu**.

**August 19** – Claimed DT **Adam Reth** off of waivers from Philadelphia. Waived (injured) DT **Drew Iddings**.

**August 20** – Signed DT **Jerel Worthy**. Waived (injured) LB **Shaheed Salmon**.

**August 21** – Signed TE **Matt Weiser**. Waived (injured) TE **Colin Jeter**.

**August 23** – Placed RB **Charles Sims III** on Injured Reserve.

**August 25** – Placed WR **Sergio Bailey** on Injured Reserve. Waived (injured) WR **Jake Lampman**.

**August 26** – Signed WR **Donteea Dye**, RB **Devine Redding** and LS **Garrison Sanborn**.

**August 30** – Waived (injury settlement) RB **Charles Sims** from Injured Reserve.

**September 1** – Waived QB **Austin Allen**, DT **Nathan Bazata**, OL **Cole Boozer**, WR **Donteea Dye**, CB **Javien Elliott**, LS **Drew Ferris**, DE **Demone Harris**, LB **Nigel Harris**, G **Ruben Holcomb**, TE **Tanner Hudson**, S **Godwin Igwebuike**, TE **Austin Johnson**, T **Jarron Jones**, DL **Davonte Lambert**, S **Josh Liddell**, CB **Marko Myers**, LB **Eric Nzeocha**, DE **Patrick O'Connor**, RB **Dare Ogunbowale**, DE **Evan Perrizo**, WR **Ervin Phillips**, T **Givens Price**, RB **Devine Redding**, WR **Bernard Reedy**, DT **Adam Reth**, T **Brad Seaton**, T **Jerry Ugokwe**, TE **Matt Weiser**, WR **Bobo Wilson**. Released CB **Josh Robinson**, LS **Garrison Sanborn** and S **Keith Tandy**. Waived (injured) CB **Amari Coleman** and T **Cole Gardner**. Placed LB **Devante Bond** and LB **Riley Bullough** on Injured Reserve. Placed QB **Jameis Winston** on Reserve/Suspended list. Placed **Kendell Beckwith** on Reserve/Non-Football Injury list.

**September 3** – Claimed DE **Carl Nassib** off of waivers from Cleveland. Signed LS **Garrison Sanborn**. Placed DT **Mitch Unrein** on Injured Reserve. Released DE **Will Clarke**. Signed OL **Cole Boozer**, CB **Javien Elliott**, DE **Demone Harris**, TE **Tanner Hudson**, S **Godwin Igwebuike**, DL **Jeremiah Ledbetter**, LB **Eric Nzeocha**, DE **Patrick O'Connor**, RB **Dare Ogunbowale**, LB **Azeem Victor** and WR **Bobo Wilson** to the practice squad.

**September 8** – Promoted CB **Javien Elliott** from the practice squad to the active roster. Placed CB **De'Vante Harris** on Injured Reserve.

**September 11** – Signed CB **Marcus Williams**. Released OL **Adam Gettis**. Signed CB **Jeff Richards** to the practice squad. Released LB **Azeem Victor** from the practice squad. Waived (injury settlement) LB **Devante Bond**, LB **Riley Bullough** and CB **De'Vante Harris** from Injured Reserve.

**September 12** – Placed CB **Vernon Hargreaves III** on Injured Reserve. Signed DE **Will Clarke**. Signed T **Jarron Jones** to the practice squad.

**September 25** – Placed S **Chris Conte** on Injured Reserve. Released CB **Jeff Richards**.

**September 26** – Signed S **Andrew Adams**. Signed CB **Marko Myers** to the practice squad.

**September 28** – Released WR **Freddie Martino**.

**October 1** – Released DT **Jerel Worthy**.

**October 2** – Signed DT **Rakeem Nuñez-Roches**.

**October 10** – Promoted DE **Demone Harris** from the practice squad to the active roster. Released DE **Will Clarke**. Signed WR **Damoun Patterson** to the practice squad.

**October 13** – Signed WR **Freddie Martino**. Placed CB **Marcus Williams** on Injured Reserve.

**October 15** – Replaced Defensive Coordinator **Mike Smith** with Linebackers Coach **Mark Duffner**.

**October 16** – Released WR **Freddie Martino**. Signed G **Ruben Holcomb** and CB **David Rivers** to the practice squad. Released T **Jarron Jones** and RB **Dare Ogunbowale** from the practice squad.

**October 17** – Signed LB **Devante Bond**.

**October 22** – Signed LB **Riley Bullough**. Placed LB **Kwon Alexander** and LB **Jack Cichy** on Injured Reserve.

**October 23** – Signed CB **De'Vante Harris** and LB **Kevin Minter**. Waived CB **Javien Elliott**.

**October 25** – Signed CB **Javien Elliott** to the practice squad. Waived CB **Marko Myers** from the practice squad.

**October 30** – Promoted CB **Javien Elliott** from the practice squad to the active roster. Released LB **Kevin Minter**. Signed RB **Dare Ogunbowale** to the practice squad.

**November 6** – Signed WR **Bernard Reedy** to the practice squad. Released WR **Damoun Patterson** from the practice squad.

**November 12** – Signed K **Cairo Santos**. Waived K **Chandler Catanzaro**.



**November 13** – Signed LB **Kevin Minter**. Promoted RB **Dare Ogunbowale** from the practice squad to the active roster. Placed OL **Evan Smith** and RB **Shaun Wilson** on Injured Reserve. Signed RB **Ralph Webb** to the practice squad.

**November 16** – Promoted S **Godwin Igwebuike** from the practice squad to the active roster. Waived DE **Demone Harris**.

**November 20** – Signed DB **Josh Shaw**. Placed TE **O.J. Howard** on Injured Reserve. Signed DE **Demone Harris** to the practice squad.

**November 26** – Waived S **Godwin Igwebuike**.

**November 28** – Promoted CB **David Rivers** from the practice squad to the active roster. Signed TE **Donnie Ernsberger** to the practice squad.

**November 30** – Promoted WR **Bobo Wilson** from the practice squad to the active roster. Waived RB **Dare Ogunbowale**.

## **TAMPA BAY BUCCANEERS' 2018 PERSONNEL LOG**

(By Player and Coach)

**Adams, Andrew** ..... **S**  
September 26 Signed contract

**Alexander, Kwon** ..... **LB**  
October 22 Placed on Injured Reserve

**Allen, Austin** ..... **QB**  
April 30 Signed contract  
September 1 Waived

**Allen, Beau** ..... **DT**  
March 16 Signed contract

**Anderson, Kiante** ..... **DE**  
July 23 Signed contract  
August 10 Waived

**Ayers, Robert** ..... **DT**  
March 17 Released

**Bailey, Sergio** ..... **WR**  
April 30 Signed contract  
August 25 Placed on Injured Reserve

**Baker, Chris** ..... **DT**  
February 20 Released

**Barber, Peyton** ..... **RB**  
March 12 Signed new contract

**Bazata, Nathan** ..... **DT**  
August 8 Signed contract  
September 1 Waived

**Beckwith, Kendell** ..... **LB**  
July 23 Placed on Active/NFI list  
September 1 Placed on Reserve/NFI list

**Bond, Devante** ..... **LB**  
September 1 Placed on Injured Reserve  
September 11 Waived (injury settlement) from Injured Reserve  
October 17 Signed contract

**Boozer, Cole** ..... **T**  
April 30 Signed contract  
September 1 Waived  
September 3 Signed to practice squad

**Brate, Cameron** ..... **TE**  
March 13 Signed contract extension

**Buckner, Brentson** ..... **Defensive Line Coach**  
February 21 Named defensive line coach

**Bullough, Riley** ..... **LB**  
September 1 Placed on Injured Reserve  
September 11 Waived (injury settlement) from Injured Reserve  
October 22 Signed contract

**Cappa, Alex** ..... **OL**  
May 12 Signed contract

**Catanzaro, Chandler** ..... **K**  
March 16 Signed contract  
November 12 Waived

**Cichy, Jack** ..... **LB**  
May 10 Signed contract  
October 22 Placed on Injured Reserve

**Clarke, Will** ..... **DE**  
March 15 Signed contract  
September 3 Released  
September 12 Signed contract  
October 10 Released

**Coleman, Amari** ..... **CB**  
August 10 Signed contract  
September 1 Waived (injured)

**Conley, Sean** ..... **Scouting Assistant**  
June 8                Named scouting assistant

**Conte, Chris**..... **S**  
March 7                Team option exercised  
September 25        Placed on Injured Reserve

**Crossan, Dalton** ..... **RB**  
February 23        Signed contract  
August 2                Waived (injured)

**Curry, Vinny**..... **DE**  
March 19                Signed contract

**Davis, Aaron** ..... **CB**  
August 10                Signed contract  
August 12                Waived

**Davis III, Carlton**..... **CB**  
May 24                Signed contract

**Dotson, Demar** ..... **T**  
March 7                Team option exercised

**Duffner, Mark**..... **Linebackers Coach**  
October 15                Replaced Defensive Coordinator Mike Smith

**Dye, Donteea** ..... **WR**  
August 26                Signed contract  
September 1                Waived

**Edmunds, Will** ..... **Scouting Assistant**  
June 8                Named scouting assistant

**Elliott, Javien**..... **CB**  
September 1                Waived  
September 3                Signed to practice squad  
September 8                Promoted from practice squad to active roster  
October 23                Waived  
October 25                Signed to practice squad  
October 30                Promoted from practice squad to active roster

**Ernsberger, Donnie**..... **TE**  
April 30                Signed contract  
August 10                Waived (injured)  
November 28                Signed to practice squad

**Evans, Mike** ..... **WR**  
March 13                Signed contract extension

**Ferris, Drew** ..... **LS**  
February 1                Signed contract  
September 1                Waived

**Fitzpatrick, Ryan** ..... **QB**  
March 9                Signed contract

**Fleming, Maurice**..... **DB**  
January 3                Signed contract  
June 14                Waived (injured)

**Folk, Nick**..... **K**  
February 22                Released

**Fulton, Skyler** ..... **Wide Receivers Coach**  
January 29                Named wide receivers coach

**Gardner, Cole** ..... **T**  
September 1                Waived (injured)

**Gettis, Adam**..... **OL**  
March 26                Signed contract  
September 11                Released

**Glanton, Adarius** ..... **LB**  
March 12                Signed new contract

**Grimes, Brent** ..... **CB**  
March 16                Signed contract

**Hargreaves, Vernon** ..... **CB**  
September 12                Placed on Injured Reserve

**Harris, Demone** ..... **DE**  
April 30 Signed contract  
September 1 Waived  
September 3 Signed to practice squad  
October 10 Promoted to active roster  
November 16 Waived  
November 20 Signed to practice squad

**Harris, De’Vante** ..... **CB**  
August 12 Awarded off of waivers from New Orleans  
September 8 Placed on Injured Reserve  
September 11 Waived (injury settlement) from Injured Reserve  
October 23 Signed contract

**Hayes, Jay** ..... **Defensive Line Coach**  
February 12 Relieved of duties

**Holcomb, Ruben** ..... **G**  
May 13 Signed contract  
September 1 Waived  
October 16 Signed to practice squad

**Howard, O.J.** ..... **TE**  
November 20 Placed on Injured Reserve

**Hudson, Tanner**..... **TE**  
April 30 Signed contract  
September 1 Waived  
September 3 Signed to practice squad

**Iddings, Drew** ..... **DT**  
August 16 Signed contract  
August 19 Waived (injured)

**Igwebuike, Godwin** ..... **S**  
April 30 Signed contract  
September 1 Waived  
September 3 Signed to practice squad  
November 16 Promoted to active roster  
November 26 Waived

**Jensen, Ryan**..... **C**  
March 19 Signed contract

**Jeter, Colin** ..... **TE**  
August 10 Signed contract  
August 21 Waived (injured)

**Johnson, Austin**..... **TE**  
January 3 Signed contract  
September 1 Waived

**Jones, Jarron** ..... **T**  
August 7 Signed contract  
September 1 Waived  
September 12 Signed to practice squad  
October 16 Released from practice squad

**Jones, Ronald** ..... **RB**  
June 14 Signed contract

**Kiefer, Byron** ..... **Senior National Scout**  
June 8 Named senior national scout

**Knox, Jeff**..... **LB**  
February 7 Signed contract  
May 17 Waived

**Lambert, Davonte**..... **DL**  
September 1 Waived

**Lampman, Jake** ..... **WR**  
January 3 Signed contract  
August 25 Waived (injured)

**Ledbetter, Jeremiah**..... **DT**  
September 3 Signed to practice squad



**Liddell, Josh** ..... **S**  
 April 30 Signed contract  
 May 13 Waived  
 July 23 Signed contract  
 September 1 Waived  
**Lucien, Devin** ..... **WR**  
 January 3 Signed contract  
 May 13 Waived  
**Lynch, Cam** ..... **LB**  
 March 19 Signed contract  
**Martin, Doug** ..... **RB**  
 February 20 Released  
**Martino, Freddie** ..... **WR**  
 September 28 Released  
 October 13 Signed contract  
 October 16 Released  
**McLaughlin, Brian** ..... **NFS/Combine Scout**  
 June 8 Named NFS/Combine scout  
**Minter, Kevin** ..... **LB**  
 October 23 Signed contract  
 October 30 Released  
 November 13 Signed contract  
**Moore, Trevor** ..... **K**  
 April 30 Signed contract  
 August 7 Waived  
**Murray, Antwon** ..... **Area Scout**  
 June 8 Named area scout  
**Myers, Marko** ..... **CB**  
 May 13 Signed contract  
 September 1 Waived  
 September 26 Signed to practice squad  
 October 25 Released from practice squad  
**Nassib, Carl** ..... **DE**  
 August 12 Awarded off of waivers from Cleveland  
**Nicholas, Stephen** ..... **Defensive Quality Control Coach**  
 February 21 Named defensive quality control coach  
**Núñez-Roches, Rakeem** ..... **DT**  
 October 2 Signed contract  
**Nzeocha, Eric** ..... **LB**  
 January 3 Signed contract  
 September 1 Waived  
 September 3 Signed to practice squad  
**O'Connor, Patrick** ..... **DE**  
 September 1 Waived  
 September 3 Signed to practice squad  
**Ogunbowale, Dare** ..... **RB**  
 August 2 Signed contract  
 September 1 Waived  
 September 3 Signed to practice squad  
 October 16 Released from practice squad  
 October 30 Signed to practice squad  
 November 13 Promoted from practice squad to active roster  
**Patterson, Damoun** ..... **WR**  
 October 10 Signed to practice squad  
 November 6 Released from practice squad  
**Perrizo, Evan** ..... **DE**  
 April 30 Signed contract  
 September 1 Waived  
**Philips, Ervin** ..... **WR**  
 April 30 Signed contract  
 September 1 Waived

**Pierre-Paul, Jason**..... **DE**  
March 22            Acquired via trade - New York Giants

**Price, Givens** ..... **T**  
January 3           Signed contract  
September 1        Waived

**Redding, Devine**..... **RB**  
August 26           Signed contract  
September 1        Waived

**Reedy, Bernard** ..... **WR**  
May 23              Signed contract  
September 1        Waived  
November 6         Signed to practice squad

**Reese, Jason**..... **TE**  
April 30             Signed contract  
August 10            Waived

**Reth, Adam**..... **DT**  
August 19            Awarded off of waivers from Philadelphia  
September 1        Waived

**Richards, Jeff** ..... **CB**  
September 11       Signed to practice squad  
September 26       Released from practice squad

**Rivers, David** ..... **CB**  
August 8             Waived (injured)  
October 16           Signed to practice squad  
November 28        Promoted to active roster

**Robinson, Josh** ..... **DB**  
March 7              Team option exercised  
September 1        Released

**Salmon, Shaheed**..... **LB**  
May 17               Signed contract  
August 20            Waived (injured)

**Sanborn, Garrison** ..... **LS**  
August 26           Signed contract  
September 1        Released  
September 3        Signed contract

**Santos, Cairo**..... **K**  
November 12        Signed contract

**Seaton, Brad**..... **T**  
January 3           Signed contract  
September 1        Waived

**Shaw, Josh** ..... **DB**  
November 20        Signed contract

**Simmons, Antonio** ..... **LB**  
April 30             Signed contract  
May 13                Waived

**Sims III, Charles** ..... **RB**  
May 1                Signed contract  
August 23            Placed on Injured Reserve

**Smith, Evan** ..... **OL**  
March 23            Signed contract  
November 13        Placed on Injured Reserve

**Smith, Mike** ..... **Defensive Coordinator**  
October 15          Replaced

**Smith, Zach**..... **Scouting Assistant**  
June 8                Named scouting assistant

**Sperbeck, Thomas** ..... **WR**  
May 17               Signed contract  
May 23                Waived (injury waiver)

**Stewart, M.J.** ..... **CB**  
May 10               Signed contract

**Sweezy, J.R.** ..... **G**  
June 29              Released

**Tandy, Keith** ..... **S**  
 March 15 Signed contract  
 September 1 Released  
**Tu'ikolovatu, Stevie** ..... **DT**  
 August 16 Waived (injured)  
**Ugokwe, Jerry** ..... **T**  
 July 25 Signed contract  
 September 1 Waived  
**Unrein, Mitch** ..... **DT**  
 March 16 Signed contract  
 September 3 Placed on Injured Reserve  
**Vea, Vita** ..... **DT**  
 May 24 Signed contract  
**Victor, Azeem** ..... **LB**  
 September 3 Signed to practice squad  
 September 11 Released from practice squad  
**Ward, Channing** ..... **DE**  
 July 25 Waived (non-football injury)  
**Watson, Justin** ..... **WR**  
 May 10 Signed contract  
**Webb, Ralph** ..... **RB**  
 November 13 Signed to practice squad  
**Weiser, Matt** ..... **TE**  
 August 21 Signed contract  
 September 1 Waived  
**Whitehead, Jordan** ..... **S**  
 May 10 Signed contract  
**Williams, Marcus** ..... **CB**  
 September 11 Signed contract  
 October 13 Placed on Injured Reserve  
**Wilson, Bobo** ..... **WR**  
 September 1 Waived  
 September 3 Signed to practice squad  
 November 30 Promoted to active roster  
**Wilson, Shaun** ..... **RB**  
 April 30 Signed contract  
 November 13 Placed on Injured Reserve  
**Winston, Jameis** ..... **QB**  
 September 1 Placed on Reserve/Suspended list  
**Worthy, Jerel** ..... **DT**  
 August 20 Signed contract  
 October 1 Released  
**Young, Avery** ..... **OL**  
 January 3 Signed contract  
 April 30 Waived