

SAINTS™



1996

N RECORD & FACT BOOK



Pure water. Pure convenience. All for about \$1 a day.

Reliably pure artesian water.
The best water in the world.

Spill-proof Water Guard
makes changing bottles easy.

Delivery, installation,
and maintenance of
your cooler
is included.

Available in five gallon
and easy-to-lift
three gallon
bottles.



We stand behind
our service
with a satisfaction
guarantee.

Available with hot and cold
and Child Proof taps.



Member of the International Bottled Water
Association and certified by the NSF.

Official Bottled Water of the New Orleans Saints

Retail Coupon Only. Expires 12/31/96.

Save 55¢

On 3 Kentwood
1 ltr., 1.5 ltr. btl.
or multipack
262613



Limit: One coupon per purchase. Void where prohibited. Retailer. We will reimburse you for the face value plus handling provided you and the purchaser comply with the terms of this offer. Any other restrictions apply. Coupon may not be assigned, transferred or resold. Coupon must be used by expiration date. Coupon valid where prohibited, taxed or restricted. On request, you must show proof of purchase or sufficient stock on the last 30 days to cover requests presented. Cash redemption value: 1/2¢ per 1.5 ltr. bottle. ©1996 Kentwood Spring Water Company. Suite 201, St. Louis, MO 63102-4501.

Call now for Home Delivery!

1-800-235-PURE

Save \$20 by getting
one month's cooler rental
& two bottles **FREE!**



Certain restrictions apply. For qualified customers only. Fully refundable bottle deposits required. Not to be combined with any other offer.



SAINTS 1996 SCHEDULE

PRESEASON

Date	Opponent (TV Network)	New Orleans Kickoff Time
July 27 (Sat.)	Indianapolis Colts (ABC) Hall of Fame Game, Canton, Ohio	1:30 p.m.
Aug. 2 (Fri.)	at Detroit Lions (WWL-TV)	6:30 p.m.
10 (Sat.)	at Kansas City Chiefs (WWL-TV)	7 p.m.
17 (SAT.)	CHICAGO BEARS (WWL-TV)	7 P.M.
23 (FRI.)	MINNESOTA VIKINGS (WWL-TV)	7 P.M.

REGULAR SEASON*

Sept. 1	at San Francisco 49ers (FOX)	3 p.m.
8	CAROLINA PANTHERS (FOX)	12 NOON
15	at Cincinnati Bengals (FOX)	12 Noon
22	ARIZONA CARDINALS (FOX)	12 NOON
29	at Baltimore Ravens (FOX)	12 Noon
OCT. 6	JACKSONVILLE JAGUARS (NBC)	3 P.M.
13	CHICAGO BEARS (FOX)	12 NOON
20	at Carolina Panthers (FOX)	12 Noon
27	OPEN	
NOV. 3 (NIGHT)	SAN FRANCISCO 49ERS (ESPN)	7 P.M.
10	HOUSTON OILERS (NBC)	12 NOON
17	at Atlanta Falcons (FOX)	12 Noon
24	at Tampa Bay Buccaneers (FOX)	12 Noon
Dec. 1	ST. LOUIS RAMS (FOX)	3 P.M.
8	ATLANTA FALCONS (FOX)	12 NOON
15	at New York Giants (FOX)	12 Noon
21 (Sat.)	at St. Louis Rams (FOX)	3 p.m.

*Regular Season Games on Sunday unless otherwise noted.
All games are broadcast on the Saints flagship, WWL-Radio (870 AM).



THE FLEUR DE LIS

The Fleur de Lis, the emblem that the Saints wear on their helmets, is a symbol from the Court of Louis XIV. It is a French word that stands for "flower of the lily."

The Fleur de Lis is a symbol of New Orleans which was adopted during the French occupation of Louisiana, from 1682 through 1762.



CONTENTS

ALL-TIME ROSTER	173-181	Saints Team	221-232
BIOGRAPHIES		Series Records	148-156
Coaching Staff	14-23	Two-Team Records	233-234
Draft Choices, 1996	103-112	RESULTS	
Executives	13	All-Time	157-161
General Manager	7-9	Overtime	120
Head Coach	10-12	Postseason, 1995	236
Jackson, Greg	248	Preseason	162-163
Other Saints, 1996	117-120	Prime Time	172
Owner	4-6	Pro Bowl	102
Player Personnel	24-27	Super Bowl	181
Saints Staff	28-30	REVIEW OF 1995	121-128
Veteran Players	33-102	ROAD HOTELS	23
DEPTH CHART	116	ROSTERS	
DIRECTORY	3	First-Year	115
DRAFT HISTORY	167-172	Numerical	115
DRAFT TRIVIA	163	Veterans	114-115
FACILITY	IBC	SCHEDULES	
FLEUR DE LIS	1	1996 Postseason	242
HISTORY	134-147	NFL 1996 Preseason	238
HOW SAINTS ARE BUILT	113	NFL 1996 Regular Season	239-242
IMPORTANT DATES, 1996	31	Saints, 1996	1
LAST TIME	235	STANDINGS, ALL-TIME	164-166
LONGEST PLAYS, 1995	112	NFL, 1995	236
MEDIA INFORMATION	246	STATISTICS	
NFL PR CONTACTS	247	1995 Game-by-Game	132-133
PRO BOWL SAINTS	220	1995 Individual	130-131
PRONUNCIATION GUIDE	147	1995 Rankings	129
RADIO NETWORK	245	1995 Team	130
RECORDS		Yearly Rankings	129
Attendance	202-203	SUPERDOME FACTS	30
Big Days	195-199	TICKET INFORMATION	243
Consecutive Records	200-201	TIE BREAKERS	237
Head Coaches	12	TRAINING CAMP, 1996	244
Leaders, All-Time	191-194	History	71
Leaders by Years	182-190	UNIFORM CHANGES	27
Saints Individual	204-220	WHAT TO LOOK FOR IN 1996	32



SAINTS DIRECTORY

EXECUTIVE

TOM BENSON

Owner

BARBARA SCHOEN
Admin. Asst. to the Owner
LIZ GERACI
Secretary to the Owner
SHALEEN FARRIS
Financial Officer
RODNEY HENRY
Admin. Asst.

FOOTBALL OPERATIONS

BILL KUCHARICH

Executive Vice President /

General Manager

CHET FRANKLIN
Director of Pro Personnel
BRUCE LEMMERMAN
Director of College Scouting
MARTY BARRETT
Scout
HAMP COOK
Scout
HOKIE GAJAN
Scout
TOM MARINO
Scout
SHEILA PALMISANO
Admin. Asst. to the General Mgr.
STEVE SABO
Player Personnel Assistant
MICHAEL TANNENBAUM
Player Personnel Assistant
AUSTIN DEJAN
Administrative Coordinator
SONDRA LANGLINAIS
Player Personnel
DAN SIMMONS
Equipment Manager
GLENNON "SILKY" POWELL
Assistant Equipment Manager
NOLAN CASTEX
Equipment Assistant
DEAN KLEINSCHMIDT
Head Trainer
KEVIN MANGUM
Asst. Trainer/Dir. of Rehabilitation
BUCK OUBRE
Assistant Trainer
DR. CHARLES L. BROWN
Internist
DR. TERRY HABIG
Orthopedist
DR. TIM FINNEY
Orthopedist
DR. KING MCGOEY
Dentist
ALBERT AUCOIN
Video Director
BRIAN BADZINSKI
Assistant Video Director

RUSTY KASMIERSKY

Director of Media Relations
NEAL GULKIS
Assistant Director of Media Relations
ROBERT GUNN
Media Relations Assistant
ANGIE WAGUESPACK
Media Relations
Asst./Saintsations Choreographer
BARRA BIRRCHEER
Dir. of Travel/Ent./Special Projects
RACHEL LANDRENEAU
Travel/Entertainment

COACHING

JIM MORA

Vice President/Head Coach

JIM HASLETT
Defensive Coordinator
CARL SMITH
Offensive
Coordinator/Quarterbacks
BOBBY APRIL
Special Teams
BRUCE ARIANS
Tight Ends
DAVE ATKINS
Running Backs
JEFF DAVIDSON
Offensive Assistant
JOHN MATSKO
Offensive Line
GLENN MAYEAUX
Strength & Conditioning Assistant
JIM L. MORA
Defensive Backs
WAYNE NUNNELY
Defensive Line
JOHN PAGANO
Defensive Assistant
RUSSELL PATERNOSTRO
Strength & Conditioning
RICK VENTURI
Linebackers
STEVE WALTERS
Wide Receivers
LAURA MORGAN
Admin. Asst. to the Head Coach
COLLETTE MARTIN
Coaching Secretary

MARKETING

GREG SUIT

Vice President of Marketing

BILL FERRANTE
Director of Corporate Sales
SYLVIA ALFORTISH
Marketing Asst./Saintsations
JERROD PHILLIPPS
Marketing Asst./Club Level Mgr.

RICKEY JACKSON

Consultant
GREG SEELING
Director of Ticket Sales
SANDY KING
Ticket Operations Supervisor
BRUCE CONDIE
Ticket Office
SCOTT FERGUSON
Ticket Office
JASEN FEYERHERM
Ticket Office
KARLEEN KOERKEL
Ticket Office

BUSINESS

BRUCE BROUSSARD

Treasurer

JAY ROMIG
Data Processing Manager
CHARLEEN SHARPE
Comptroller
AMY ARTIGUES
Business Office
JOHN PERFECT
Mail Clerk
LINDA BOURGEOIS
Business Office
LUKE JENKINS
Facilities Manager
LESTER VALLET, JR.
Grounds Superintendent
TERRY ASHBURN
Facilities Assistant
ANNE BAUDIER
Receptionist
MARIA GENOVESE
Receptionist

OFFICES

5800 Airline Highway
Metairie, LA 70003
(504) 733-0255
(504) 731-1799 (Media Relations)
(504) 731-1888 (Media Rel. FAX)
(504) 731-1700 (Ticket Info.)

HOME FIELD

Louisiana Superdome (64,992)

TRAINING CAMP

U. of Wisconsin-La Crosse
P.O. Box 3028
La Crosse, WI 54601
(608) 789-4550



TOM BENSON

Owner



Since his association with the Saints began, the accomplishments of Tom Benson have been many. They are the types of successes that not only will serve his team for the future, but will reflect well the NFL, its fans, and the citizens of New Orleans and state of Louisiana.

The first winning season, first playoff appearance, first NFC Western Division title, and a winning percentage among an elite handful of clubs all have come to the team since Benson led the effort to save the Saints for New Orleans in 1985.

But there's so much more. In Benson's tenure, three Super Bowls have been played in the Superdome. Each has been exponentially more successful for the city and state than the preceding game. There will be more in the future — that carries a personal Benson guarantee.

Benson spearheaded improvements to a Superdome that will enable it to retain its ranking as the world's best stadium into the next century. He has guided the project through from the start to its completion this fall.

A sparkling new state-of-the-art facility for the Saints was a Benson vision that is now a reality.

Massive community projects, most targeting at-risk youth in the community, were developed and continue under Benson's watchful eye.

The indelible image of Benson's victory stroll with his parasol dancing high is embraced not only by the thousands of loyal Saints fans, but by lovers of the game around the world. The black fleur-de-lis on a gleaming gold helmet has become a symbol of the joy and pride that football brings to a city and a region.

Benson's flair for success and love of community have helped put both the Saints and the city of New Orleans on the fast track toward the millenium.

Named by the Governor to head the Super Bowl Task Force, Benson was instrumental in persuading his fellow owners to award Super Bowl XXXI to New Orleans in January, 1997, the only city that will host two Super Bowls in the 90's.

In 1989, just his fifth year as owner, Benson was named chairman of the league's most focal and influential group, the NFL Finance Committee. He also serves on the Broadcast Committee. He was the spearhead of a committee that negotiated a new contract for NFL commissioner Paul Tagliabue. He led the task of adding the NFL's newest teams in Charlotte and Jacksonville. His leadership remains vital to maintaining the NFL's status as America's number one sport.

It became apparent in 1984 that the Saints would be sold.

Sources told Benson that the city faced losing the Saints. Prospective owners of the club had the motivation to move; if they purchased, the Saints would soon be playing elsewhere.

Benson understood all too well the impact of the Saints have on the community. While he was busy with his automotive, banking and real estate holdings, he knew that



his success and that of others revolved around a number of critical factors in the New Orleans community. The Saints, he knew, were perhaps the most important of those factors to keep the city on a par in business - and image - with other municipalities.

In a crowded bank boardroom on May 31, 1985, ownership of the Saints was transferred to Benson. Actual time from Benson's initial involvement until culmination of the deal was less than five months.

Without Benson's acquisition of the team, the Saints would no longer be in the Crescent City.

A master at tackling the seemingly impossible, Benson had accomplished perhaps the most critical negotiation in the history of Louisiana sports.

Benson was born in New Orleans in 1927 and grew up on the edge of the city's sprawling 9th Ward. He was educated at St. Aloysius High School (now Brother Martin) and Loyola University. As a youngster, he played sandlot football at St. Roch Park and earned spending money delivering the Times Picayune newspaper.

After studying business and accounting at Loyola, the young Benson went to work as a bookkeeper for the Cathey Chevrolet Co. in New Orleans in 1948.

By 1956, at age 29, Benson was on his way to San Antonio, Texas to manage a Chevrolet dealership as a junior partner. Six years later he took full control of the dealership and established the Tom Benson Chevrolet Co.

That acquisition, combined with Benson's confidence and determination, spawned what is today the Benson Automotive World, a multi-dealership organization based in New Orleans with outlets in San Antonio and Corpus Christi, Texas. He also served on several advisory boards of General Motors Corp.

In 1972, Benson took another step in his business life when he entered the financial world as an investor in San Antonio's Central Park Bank. That transaction opened the doors for Benson to later acquire San Pedro Bank, Groos National Bank, and Kelly Field and Exchange National Banks in San Antonio. He also started San Antonio's Commercial National Bank from the ground in 1984.

Appreciative of the fact that New Orleans, its schools, business community and people gave him his start, Benson and his brothers, Jerome and Larry, established the Free Enterprise Resource Center at Brother Martin High School in honor of their parents, Tom Sr. and Carmen. He has also endowed chairs in free enterprise at St. Mary's University, and banking at Incarnate Word College. He serves his college alma mater on the President's Council of Loyola University.

One of Benson's most unique contributions to community came in 1994, when he introduced Benson Hoops to New Orleans, the citywide basketball program designed to involve young people at times of day when they could participate in other less desirable activities. In 1995, through the Benson Community Fund, football returned to middle schools in the New Orleans Public School System. Benson sponsors a flag football schedule to replace the sport previously removed from the middle school structure by sweeping budget cuts in the mid-1980's.

Benson has received many honors for his community involvement, a few of which are: American Tradition Award from the B'nai Brith Foundation of the United States; Rev. Jacques E. Yenni Award for Community Service from Loyola University; N.A.D.A. Northwood Institute Award for Outstanding Service to Education; Brotherhood Award of



the National Conference of Christians and Jews; Order of St. Louis Medallion for dedication to church from the Archdiocese of New Orleans; 1986 Brother Martin High School Alumnus of the Year; Honorary Doctor of Science and Business from Cleary College, Ypsilanti (Mich.), 1986; Honorary Doctor of Humane Letters from Loyola University, 1987; and Honorary Doctor of Laws from Northwood University in Dallas, Texas, 1989.

His philanthropic efforts transcend his Saints participation and that of his other business interests. He has become personally involved as a spokesperson nationally for the United Way through the NFL. That, coupled with his local involvement has resulted in his appointment to the Alexis de Tocqueville Society, an elite group of the United Way's most generous donors. In 1995, he was appointed to the United Way's Board of Directors, a group charged with the administration of the organization's vast local philanthropic network.

He is one of four children and the grandnephew of the late Herbert Benson, a local architect who helped design Tulane Stadium and was one of the founders of the annual Sugar Bowl football game.

In addition to his home in New Orleans, Benson also has a 2,200-acre working ranch near that of the late president Lyndon Johnson where he maintains a game preserve, a refuge for exotic deer, antelope, and other species. The ranch also produces a special breed of Angus cattle, developed by Benson.

Benson and his wife, the former Grace Trudeau of New Orleans, share a family of five children, Renee', Donn, Susan, Rick and Mimi, and six grandchildren.




Archbishop Phillip Hannan blesses the Saints new facility, as Tom Benson and his wife, Grace, look on. Also on hand for the event were Father John Sokolski (left), Bob Benson and Father Adolph Kaler (right).



BILL KUHARICH

Executive Vice President/General Manager



On January 12, 1996, Bill Kuharich's football career took another step forward, when he was named Executive Vice President/General Manager of the New Orleans Saints. He is the club's first general manager since the late Jim Finks (1986-93).

"I've had a lot of opportunities in professional football," Kuharich said on the day of his promotion. "This ranks right at the top."

In his role, Kuharich will oversee all football operations, including evaluating personnel, conducting the annual draft, monitoring waivers, free agent availability, and the selection, hiring, and determination of compensation and signing of player contracts.

Although Kuharich's rise in the football hierarchy has been a gradual one, he is the NFL's third-youngest general manager at age 43. Since becoming involved in professional football, Kuharich has encountered virtually every aspect of the front office.

By the time he was 29, Kuharich was working as an administrative assistant to Carl Peterson, then general manager of the Philadelphia Stars of the USFL. A year later, in 1984, he was elevated to assistant general manager/director of player personnel. In the club's three years of existence (1983-85), it posted a record of 48-13-1, played in all three championship games, winning each of the last two.

When the USFL folded, Kuharich was hired by the late Jim Finks as New Orleans' director of player personnel, a position he held from 1986-93. In 1994, he was promoted to Vice President of Football Operations, where he served until last January.

Kuharich was exposed to football at an early age, and took advantage of an opportunity.

His father, the late Joe Kuharich, was a collegiate head coach at San Francisco (1948-51) and Notre Dame (1959-62), and an NFL head coach with the Chicago Cardinals (1952), Washington Redskins (1954-58) and the Philadelphia Eagles (1964-68). During his stay in Philadelphia, he doubled as the club's general manager. He was also an assistant with the Pittsburgh Steelers (1946). His 1951 University of San Francisco team went 9-0 and was made up of four future NFL Hall of Famers, including former Commissioner Pete Rozelle, Ollie Matson, Gino Marchetti and Bob St. Clair.

Kuharich spent a majority of his childhood around his father and the teams he coached. His summers consisted of serving as a ball boy in training camp. "I guess I was a sponge, absorbing all these thoughts and ideas from being around football people all my life, getting on-the-job training," Kuharich said. He and his father are the first father/son combination in the history of the NFL to serve as general manager.

Two straight losing seasons has not diminished Kuharich's eagerness in tackling his new post. Resiliency is a trait that he learned first-hand growing up. His father was fired after his first year as an NFL head coach, with the Chicago Cardinals in 1952. After a year as a tire salesman at Sears, he was hired as head coach of the Washington



Redskins, and in 1955 was named NFL Coach-of-the-Year after leading the Redskins to a regular season record of 8-4. In 1970, his father was diagnosed with cancer and was given a year to live. He lived for 11 more years before passing away in 1981.

As general manager, Kuharich will have the chance to utilize many ideas that he acquired from his mentors. During his professional career, he has been tutored by two of the most respected men in the football business.

With the Stars, Kuharich worked under Carl Peterson, who also served as Director of Player Personnel with the Philadelphia Eagles from 1977-82, and is now the President/General Manager and Chief Operating Officer with the Kansas City Chiefs. With the Saints, Kuharich spent eight years working and learning under the late Jim Finks, a 1995 inductee into the NFL Hall of Fame who was responsible for building Super Bowl clubs in Minnesota and Chicago, and who turned around the fortunes of the Saints after just two years on the job. "These are two of the greatest people in professional football. I couldn't have asked for better teachers," Kuharich said.

Kuharich's football acumen has played an integral part of more than just the Saints' success. "Bill was extremely conscientious and extremely talented," said Peterson. "He was more than I could have hoped for and, quite frankly, he was very instrumental in our success in the league... I don't know if there's a guy who is a harder worker."

Kuharich attributes much of the knowledge he has gained in football to Finks. "No doubt about it, Jim was the greatest influence on me in my professional career," said Kuharich. "Whether I'm in the business for five, 10, 15 or 20 years, there won't be a day that I won't be able to draw on something that I've learned from him."

Kuharich demonstrates an enthusiastic approach towards his job. He is diligent, conscientious, and comprehensive. He is well-prepared, no matter what the situation.

Never was this more evident than in 1987, when Kuharich and his scouting staff were presented with a difficult challenge. The players' strike made necessary the assembly of a replacement squad. The team, constructed by Kuharich and his staff, posted a 2-1 record and kept the Saints in the thick of the divisional championship race throughout the season.

During Kuharich's tenure as director of player personnel, the Saints posted 77 regular season victories, fourth-most in the NFL over this eight-year stretch. Over the last three offseasons, the Saints have been one of the most active teams in free agency. In this time, New Orleans has signed 12 unrestricted free agents, including two transition players, wide receiver Michael Haynes in 1994, and cornerback Eric Allen last year.

The work ethic Kuharich displays can also be traced to his family roots. "From an early age, he taught us the way to do things was not to cut corners," said Kuharich of his father, a first generation American, whose family immigrated from the former Yugoslavia. "He considered the biggest sin in life was to give up, and he instilled this belief that you don't quit, and you definitely don't take the easy way out."

A graduate of Middlebury College in Vermont, Kuharich started his football career as a graduate assistant coach at Brown University in 1976. His first full-time post came as offensive backfield coach at Hawaii in 1977.

After leaving Hawaii in July of 1977, Kuharich went to work for the United States Department of Defense as an administrative assistant to field operations. During that time he also served as a volunteer assistant coach at Georgetown in 1978. He resumed



his coaching career in 1979 when he assumed a full-time position as an assistant at St. Lawrence, where he earned his master's degree in education. After one year, he went to Columbia University as an assistant, and spent the next two seasons there.

In addition to his duties with the Saints, Kuharich is a member of the NFL's College Advisory Board Committee, one that advises interested and qualified college underclassmen as to their potential as draftees. He also serves on the league's College Relations Committee.

Although building successful franchises is a year-round effort, Kuharich has many interests away from football. He is a history buff, and enjoys reading and playing golf.

Kuharich, who was born March 25, 1953 in Skokie, Illinois, resides in Destrehan with his wife, Betsy, and daughters, Megan Ashley (3) and Alexis Marie (1).

TOP NFL REGULAR SEASON RECORDS (1986-95)

	W	L	T	Pct.
1. San Francisco	119	39	1	.752
2. Buffalo	98	61	0	.616
3. Chicago	95	64	0	.597
4. N.Y. Giants	94	65	0	.591
5. NEW ORLEANS	91	68	0	.572
6. Kansas City	90	67	2	.572
7. Minnesota	90	69	0	.566
8. Denver	89	69	1	.563
Philadelphia	89	69	1	.563
10. Miami	89	70	0	.560

TOP NFL REGULAR SEASON ROAD RECORDS (1986-95)

	W	L	T	Pct.
1. San Francisco	58	21	1	.731
2. NEW ORLEANS	43	37	0	.538
3. Dallas	42	38	0	.525
4. Buffalo	40	39	0	.506
N.Y. Giants	40	39	0	.506
Philadelphia	40	39	0	.506


TOP NFL REGULAR SEASON INTERCONFERENCE RECORDS (1986-95)

	W	L	T	Pct.
1. San Francisco	31	9	0	.775
2. NEW ORLEANS	28	12	0	.700
3. Miami	24	13	0	.649
4. Buffalo	23	14	0	.622
N.Y. Giants	23	14	0	.622



JIM MORA

Vice President/Head Coach



He came to New Orleans from great successes in another league, his teams having participated in every title game the USFL played. He brought his formula for success to the Saints where it produced in the next ten seasons every significant accomplishment in team history.

When the rules changed, he was in the thick of the Saints' adjustment process as they trimmed age from their roster and dollars from the payroll to make it consistent with the NFL's new standards.

And now, at the threshold of his 11th season as Saints head coach, Jim Mora is poised to bring his team full-circle, back to days when winning seasons, division championships, and the Super Bowl were within reach.

When Mora arrived in New Orleans, the Saints had never had a winning record. In ten years, his worksheet includes seven .500-or-better seasons, four double-digit win seasons, and the only four playoff appearances in club history.

In 1991, New Orleans brought home its first-ever NFC Western Division pennant with an 11-5 mark.

A tribute to Mora's tenacity and the ability to communicate with his teams is the Saints' record of success under adverse circumstances. The 1995 season stands as a textbook example.

Last year's Saints endured an 0-5 start, one which would have doomed most teams to a permanent spot in the NFL's basement. Mora kept his team on the high road, and the Saints responded with seven wins in the final 11 games.

In 1990, Mora's inspiration kept the Saints in contention for a playoff spot. On the final day of the season, New Orleans beat the Rams to reach the .500 mark for the first time that year, and captured the final remaining NFC playoff berth.

A year before, New Orleans kept its focus after playoff elimination in week 13. In the final three weekends of the season, the Saints: with a 22-19 win, cost Buffalo the home-field advantage throughout the playoffs; won 30-20 over Philadelphia to knock the Eagles out of the NFC East title; and broke the Colts 41-6 to demolish Indianapolis' post-season hopes.

Best-remembered, perhaps, was the 1987 campaign. Through a slow start and a work stoppage, Mora kept his team focused. The team turned in a nine-game winning streak that hurdled them into the playoffs for the first time. And as they sped toward a best-ever 12-3 record, Saints fans enjoyed the euphoric ride by drafting on their team's sudden success.

For a dramatic turnaround of a before-floundering franchise, Mora earned a clean sweep of Coach of the Year honors in 1987.

Now, Mora holds the team records for seasons as head coach (10) and wins (91).

Building the Saints back for another run at the NFL championship is a familiar challenge for Mora, but in a new environment, one of free agency and complex financial



guidelines.

Making the difference for Mora is his unwavering belief in time-honored methods and the fortitude to follow the blueprint devised over his 40 years in the coaching profession.

Previous to his appointment as Saints head coach January 28, 1986, Mora had served three seasons in the USFL as head coach of the Philadelphia/ Baltimore Stars. Under Mora, the Stars dominated the USFL unlike any team in any other sports league previously.

Appearing in all three league championship games, the Stars were crowned champions in 1984 and 1985. Mora's record in those three seasons was 48-13-1, by far the finest slate of any football team, USFL or NFL.

Those accomplishments, as well as his uncompromising reputation, made Mora much in demand by teams searching for new head coaches following the 1985 season. He had several offers to turn the fortunes of other NFL clubs. But of four NFL vacancies that offseason, New Orleans was most attractive to Mora. He was one of eight candidates personally interviewed by the late Jim Finks, then the Saints president/general manager.

He added the title of vice-president in 1994 to his business card, more accurately depicting his role in the changing environment of the NFL under the new guidelines.

Mora spent 23 years coaching in the college and professional ranks before embarking on his first experience as head coach of a professional team. In addition to his tenure at the Stars, he worked in seven different college and NFL organizations before joining the Saints.

A native of Los Angeles and the son of a television film editor, Mora played tight end and defensive end four years at Occidental College. His teammate and roommate, Jack Kemp, became a standout quarterback with the Buffalo Bills on his way to a career in public service. After completing his B.A. in physical education in 1957, Mora was named assistant coach at Occidental. After four years as an assistant, he was named head coach, and served three years.

He later completed his education with a master's degree from USC.

In 1967, Mora joined John Ralston's staff at Stanford as linebackers coach. There he worked with Dick Vermeil, who would later lead the Philadelphia Eagles to the Super Bowl.

After a year at Stanford, Mora moved to the University of Colorado in 1968, and coached all phases of defense in six seasons on Eddie Crowder's staff.

In 1974, Mora joined Vermeil, then head coach at UCLA, as linebackers coach.

The following season, Mora moved to Don James' staff at the University of Washington as defensive coordinator. He served in that capacity for three seasons before making the jump to the National Football League.

Mora joined the Seattle Seahawks in 1978 as defensive line coach under Jack Patera. He remained with the Seahawks until 1982 when he was named defensive coordinator of the New England Patriots. Mora's defensive unit played a major role in the Patriots' march to the playoffs that year.

Mora got his first professional head coaching chance when in 1983 he went to the Philadelphia Stars of the USFL. Upon arrival, he had only two weeks to assemble a staff and prepare for the Stars' first training camp.

His team posted a 16-4 record that season, and appeared in the league's first championship game. The Stars lost, 24-22 to the Michigan Panthers.

The Stars' phenomenal 19-2 mark in 1984 was followed by a 23-3 thrashing of the Arizona Wranglers in the title game. And in the final USFL season, the Baltimore Stars went 13-7-1 and defeated the Oakland Invaders 28-24 in the championship game.

Each year, Mora's records as Saints head coach mount. Already the winningest head coach in team history, he has compiled an ten-year record of 91-72 (.558), including four playoff games. The 1990 season made him the most tenured in team history.

In a seven-year period (1987-93), Mora's Saints compiled 70 wins, third-best in the NFL during that period.

At present, he is the NFL's leader in consecutive seasons with the same team.

Born May 24, 1935 at Los Angeles, California, Mora and his wife Connie have three sons; Stephen, Michael, and Jim, the Saints' defensive backs coach, and two grandchildren.

HEAD COACHES (1967-95)

Year	W	L	T	Year	W	L	T
	Tom Fears				Dick Stanfel		
1967	3	11	0	1980	1	3	0
1968	4	9	1				
1969	5	9	0		O.A. (Bum) Phillips		
1970	1	5	1	1981	4	12	0
Totals	13	34	2	1982	4	5	0
	J.D. Roberts			1983	8	8	0
1970	1	6	0	1984	7	9	0
1971	4	8	2	1985	4	8	0
1972	2	11	1	Totals	27	42	0
Totals	7	25	3		Wade Phillips		
	John North			1985	1	3	0
1973	5	9	0		Jim Mora		
1974	5	9	0	1986	7	9	0
1975	1	5	0	1987	12	3	0
Totals	11	23	0	1988	10	6	0
	Ernie Hefferle			1989	9	7	0
1975	1	7	0	1990	8	8	0
	Hank Stram			1991	11	5	0
1976	4	10	0	1992	12	4	0
1977	3	11	0	1993	8	8	0
Totals	7	21	0	1994	7	9	0
	Dick Nolan			1995	7	9	0
1978	7	9	0	Totals	91	68	0
1979	8	8	0	Playoffs	0	4	0
1980	0	12	0	Total	91	72	0
Totals	15	29	0				

GREG SUIT

Vice President of Marketing



Greg Suit joined the Saints in 1977. He was promoted to his present position in January, 1994 after serving as director of marketing since 1987. In his role, Suit supervises the club's promotional activities, box suite sales and management, advertising and corporate sponsorship programs, ticket office operations, ticket sales and the team's involvement with its local broadcasting partners, including the Saints' radio network.

Suit has also served the team as director of publicity and director of public relations. He worked at the University of New Orleans, 1972-76, where he was sports information director and assistant athletic director.

A native of the Cincinnati, Ohio area, Suit graduated from Miami University (Oh.) and worked as a newswriter for the Middletown (Oh.) Journal. He served on the NFL staff for six Super Bowl games and the 1984 AFC-NFC Pro Bowl.

Greg and his wife, Karen, have two sons, Ted and Joshua. They live in Metairie.

BRUCE BROUSSARD

Treasurer



Bruce Broussard was promoted to his present position in January, 1994. He joined the Saints' staff as ticket manager in 1983, was elevated to business manager/comptroller in 1985 and became an officer in the company when he was appointed treasurer.

Broussard came to the Saints from LePavillion Hotel in New Orleans. He served eight years there, the final four as general manager.

A New Orleans native, Broussard attended Cor Jesu High School, now known as Brother Martin, and Loyola University, where he was graduated with a degree in accounting. He is a past president of the New Orleans Hospitality Accountants Association, and was on the board of directors of the New Orleans Hotel and Motel Association. Bruce and his wife, Lynn, live in New Orleans. They have two sons, Bruce, Jr. and Mark.



COACHING

JIM HASLETT, Defensive Coordinator



Jim Haslett begins his first season as defensive coordinator following one year as the Saints' linebackers coach. At 40, he is the third-youngest defensive coordinator in the NFL. In 1995, Haslett played a major role in implementing the Saints' new 4-3 scheme, which included an entirely new set of starting linebackers from the previous season. Over the final 11 games of 1995, when the Saints posted a 7-4 record, the defense yielded an average of nearly 75 yards a game less than during the first five. Also over this 11-game span, they allowed almost six points a contest less than through the first five.

Prior to joining New Orleans, Haslett spent 1993-94 as linebackers coach with the Los Angeles Raiders, who ranked in top ten in the NFL in total defense both times. From 1991-92, Haslett was the defensive coordinator for the Sacramento Surge of the World League. In 1992, the Surge won the WLAF championship.

A three-time All-America as a defensive end at Indiana University (Pa.), Haslett was the second-round draft choice of the Buffalo Bills in 1979. His playing career spanned nine seasons, including the first eight with the Bills. In 1979, Haslett was named all-Rookie and was the Associated Press Defensive Rookie-of-the-Year. He appeared in the Pro Bowl in 1980 and 1981. He concluded his NFL career in 1987 with the New York Jets.

A year later, he assumed his initial coaching post, handling the linebackers at the University of Buffalo. He was promoted to defensive coordinator in 1989, and served in that capacity for two years.

Born December 9, 1955 in Pittsburgh, Pennsylvania, Haslett and his wife, Beth, have two daughters, Kelsey and Elizabeth, and a son, Chase. The family resides in Destrehan.

HASLETT'S BACKGROUND

Player: Indiana University (Pa.) 1975-78, Buffalo Bills 1979-86, New York Jets 1987.

Coach: U. of Buffalo 1988-90, Sacramento Surge (WLAF) 1991-92, Los Angeles Raiders 1993-94, New Orleans Saints 1995.

CARL SMITH, Offensive Coordinator/Quarterbacks



Carl Smith is entering his 11th season as offensive coordinator/quarterbacks coach of the Saints. He came to the club in 1986, and in his ten seasons the Saints have put together 91 wins and New Orleans' offense has ranked first or second in the NFL in scoring, average gain per pass play, third down conversions and sacks allowed. The Saints have also led the league in time of possession three times during Smith's tenure.

In each of the last two seasons, the Saints have placed



in the top ten in the NFL in passing offense. In 1995, they tied for ninth in the league in average gain per offensive play (5.3) and were 11th in average yards per pass attempt (6.98). Since 1990, the Saints have allowed a total of just 146 sacks (24.3 per season), fewest in the NFL during this six-year stretch.

Smith, the NFL's longest tenured offensive coordinator with the same team, joined the Saints staff in 1986 from the Philadelphia/Baltimore Stars of the USFL. Smith directed the Stars' quarterbacks and receivers from 1984-85 after a year as special teams coach.

Smith started his coaching career as a graduate assistant at his alma mater, Cal Poly-San Luis Obispo, in 1971. He moved to the University of Colorado as a graduate assistant in 1972, and earned his first full-time post as linebackers coach for the Buffaloes in 1973, where he worked with Saints head coach Jim Mora.

In 1974, Smith joined the staff at the University of Southwestern Louisiana as defensive line coach. He tutored the defensive backs for the Ragin' Cajuns 1975-76, then switched to the offensive side of the ball as offensive coordinator 1977-78. He ran the offense at Lamar University 1979-81, and was named offensive coordinator at North Carolina State in 1982.

In 1991, Smith, along with former Saint and current Detroit Lions offensive line coach Paul Boudreau, ran in the Boston Marathon.


Smith was born April 26, 1948 in Wasco, California. He and his wife, Dianne, live in Kenner with their three sons, Tracy, Tyler and Nicholas.

SMITH'S BACKGROUND

Player: Cal Poly-SLO 1967-70.

Coach: Cal Poly-SLO 1971, Colorado 1972-73, Southwestern La. 1974-78, Lamar 1979-81, North Carolina St. 1982, Philadelphia/Baltimore Stars (USFL) 1983-85, New Orleans Saints 1986-95.

Bobby April, Special Teams



For the last five seasons, Bobby April has had the opportunity to coach special teams in the NFL. Last February 6, he got the chance to return to his hometown, when he was named special teams coach with the Saints. He comes to New Orleans following two years in the same capacity with the Pittsburgh Steelers.

A native of Chalmette, La. (a New Orleans suburb), April served as tight ends/special teams coach with Atlanta Falcons from 1991-93. During his tenure in Atlanta, the Falcons led the NFL in blocked kicks (1991), field goal defense (1991), kickoff return average (1992) and field goal offense (1993). They were second league-wide in field goal defense (1992) and kickoff return offense (1993), and third in field goal offense (1992) and field goal defense (1993). In his first season with the Steelers, Pittsburgh finished fourth in the NFL in punt return defense and played for the AFC Championship. Last year, Pittsburgh led the league in field goals made (34) and kickoff return defense (17.5 avg.), and represented the AFC in Super Bowl XXX.

Prior to entering the NFL, April spent 13 years as an assistant at the collegiate level. After serving as a graduate assistant at Southern Mississippi in 1978, he was awarded

his first full-time post the following year, at Tulane. He went to the University of Arizona in 1980, and spent the next seven seasons with the Wildcats, coaching the defensive line and secondary, in addition to his duties with the kicking game. He joined head coach Larry Smith at USC in 1987, and had a four-year stay with the Trojans, as both secondary coach and kicking game coordinator.

A four-year letterman (1972-75) as a defensive end and linebacker at Nicholls State in Thibodaux, La., April coached at Chalmette High School for two years, 1977-78, after receiving his degree in physical education from Nicholls. He earned his master's in athletic administration from Southern Mississippi in 1983.


Born April 15, 1953 in New Orleans, April and his wife, Charlene, have one son, Bobby, and four daughters, Julie, Jamie Lee, Angela and Jaclyn.

APRIL'S BACKGROUND

Player: Nicholls St. 1972-75.

Coach: Chalmette (La.) HS 1976-77, Southern Mississippi 1978, Tulane 1979, Arizona 1980-86, Southern California 1987-90, Atlanta Falcons 1991-93, Pittsburgh Steelers 1994-95.

BRUCE ARIANS, Tight Ends



Bruce Arians will embark on his second stint in the NFL in 1996. He previously served as running backs coach with the Kansas City Chiefs, 1989-92.

For the last three seasons, Arians was offensive coordinator/quarterbacks coach at Mississippi State University under head coach Jackie Sherrill.

During his stay in Kansas City, the Chiefs placed in the top ten in the NFL in rushing offense three times, and were in the top four twice.

A native of York, Pennsylvania, Arians was the head coach at Temple University in Philadelphia, Pa. from 1983-88 before tackling his initial NFL post.

A four-year (1971-74) performer at quarterback at Virginia Tech, Arians spent two years as a graduate assistant at his alma mater. In 1977, he accepted his first full-time job, as running backs coach with the Hokies. He left the following year, when he took the job of receivers and running backs coach at Mississippi State. Arians remained there for the next three years before being named running backs coach at the University of Alabama in 1981, where he served for two seasons under the legendary Paul "Bear" Bryant.

Born October 3, 1952 in Paterson, New Jersey, Arians and his wife, Christine, have a son, Jake, and a daughter, Kristi. They reside in Metairie.

ARIANS' BACKGROUND

Player: Virginia Tech 1970-74.

Coach: Virginia Tech 1975-77, Mississippi St. 1978-80 and 1993-95, Alabama 1981-82, Temple 1983-88 (head coach), Kansas City Chiefs 1989-92.

DAVE ATKINS, Running Backs



Entering his first season with New Orleans, Dave Atkins' resume' includes ten years as an NFL assistant with three different teams. The last two years, he served as offensive coordinator with the Arizona Cardinals, where he also handled the running backs in 1994.

Atkins broke into the NFL ranks with the Philadelphia Eagles in 1986, where he worked with numerous facets of the offense during his seven-year stay, including running backs (1986-90), special teams (1991) and tight ends (1992).

During his tenure, the Eagles finished in the top ten in the NFL in rushing offense five times, including a no. 1 ranking in 1990, when they averaged 159.8 yards a contest.

In 1993, Atkins joined New England as running backs coach. In his only year there, the Patriots averaged 111.3 rushing yards per game, including a 1,088-yard effort by Leonard Russell, who finished second among AFC running backs that season.

A running back at the University of Texas-El Paso, Atkins was selected by San Francisco in the eighth round of the 1973 NFL Draft. He played one season with the 49ers, and concluded his playing career with the San Diego Chargers in 1975, following one season with the Honolulu Hawaiians of the World Football League.

A two-year stint as an assistant at Burges High School in El Paso, Texas preceded Atkins' initial collegiate post, at his alma mater in 1979. He worked with the running backs and in the kicking game for two seasons at UTEP before joining the staff at San Diego State in 1981, where he spent the next five years.

Born May 18, 1949 in Victoria, Texas, Atkins and his wife, Cynthia, have a son, Dave, Jr., and a daughter, Jasmine.

ATKINS' BACKGROUND

Player: Texas-El Paso 1970-72, San Francisco 49ers 1973, Honolulu Hawaiians (WFL) 1974, San Diego Chargers 1975.

Coach: Burgess (El Paso, TX) HS 1977-78, Texas-El Paso 1979-80, San Diego St. 1981-85, Philadelphia Eagles 1986-92, New England Patriots 1993, Arizona Cardinals 1994-95.

JEFF DAVIDSON, Offensive Assistant



Following a four-year NFL career as a player, Jeff Davidson will begin his first full-time coaching post in 1996. Last season, he served as a volunteer assistant with the Saints, working with offensive line coach John Matsko.

In his new position, Davidson, a native of Westerville, Ohio, will handle a multitude of functions dealing with the entire offense. He will be involved with quality control, including, but not limited to, the breaking down of game tapes, opponent scouting, self-scouting and on-field duties.

A four-year letterman as an offensive lineman at Ohio State, Davidson was a fifth-round draft choice of the Denver Broncos in 1990 after earning All-Big 10 honors as a senior. He played in 44 games, including 32 starts, for the Broncos from 1990-92. He

signed with the Saints as a free agent in 1994, and was on the active roster for the first seven games. He spent the remainder of the year on injured reserve with a shoulder injury.

Born October 3, 1967 in Akron, Ohio, Davidson and his wife, Judy, live in Metairie.

DAVIDSON'S BACKGROUND

Player: Ohio St. 1986-89, Denver Broncos 1990-92, New Orleans Saints 1994.

Coach: New Orleans Saints 1995.

JOHN MATSKO, Offensive Line



In John Matsko's first two seasons with Saints, left tackle William Roaf has flourished. In 1994, Roaf became just the fourth offensive lineman in club history to be selected to the Pro Bowl. Last year, he was the first to be voted twice. Roaf is now generally regarded as one of the best offensive tackles in the NFL. Also over the last two seasons, the Saints have yielded a total of just 52 sacks, seventh-fewest in the NFL over this span, and third in the NFC.

Matsko came to the Saints after a two-year stint with the Phoenix Cardinals. Under Matsko, the Cardinals' offensive line allowed 36 and 33 sacks in his two years, and the rushing offense improved from a 26th NFL ranking in 1991, the year before his arrival, to 11th in 1993.

A graduate of Kent State, where he played fullback under former University of Washington head coach Don James, Matsko started his coaching career in 1973 as a student assistant at his alma mater. He served as a graduate assistant at Miami (Ohio) for the next two seasons before taking a job as head coach at Danbury High School in Lakeside-Marblehead, Ohio in 1976. After one year in the high school ranks, Matsko returned to Miami in 1977 as offensive line coach.

Following a year at Miami, Matsko spent the next seven seasons (1978-84) as offensive coordinator and offensive line coach at the University of North Carolina. After a stop at the Naval Academy (1985), Matsko went to the University of Arizona as offensive line coach in 1986, and followed head coach Larry Smith to USC the next year. He served with the Trojans through 1991, and spent his last three years as USC's offensive coordinator. During his collegiate tenure, Matsko coached NFL first-round draft choices Brian Blados (Cincinnati, 1984), Harris Barton (San Francisco, 1987), Dave Cadigan (Jets, 1988) and Pat Harlow (New England, 1991).

Born February 2, 1951 in Cleveland, Ohio, Matsko earned his bachelor's degree in business education in 1973, and his master's from Miami, Ohio in 1976.


Matsko and his wife, Kim, have two daughters, Marie and Lizzi, and two sons, John and Michael. They reside in Mandeville.

MATSKO'S BACKGROUND

Player: Kent St. 1969-72.

Coach: Kent St. 1973, Miami (Ohio) 1974-75 and 1977, Danbury (Lakeside-Marblehead, Ohio) HS 1976, North Carolina 1978-84, Navy 1985, Arizona 1986, Southern California 1987-91, Phoenix Cardinals 1992-93, New Orleans Saints 1994-95.

GLENN MAYEAUX, Strength and Conditioning Assistant



Although Glenn Mayeaux is new to the Saints' coaching staff for 1996, he is no stranger to the club. For the previous 12 seasons, he served in a part-time capacity, assisting strength and conditioning coach Russell Paternostro.

Before joining the Saints on a full-time basis, Mayeaux taught physical education at John Martin High School in Jefferson, a school for kids with behavioral disorders and the emotionally disturbed, since 1975. For 16 years during this span, he also coached football at East Jefferson High School

in Metairie and Bonabel High School in Kenner.

Born July 19, 1949 in New Orleans, Mayeaux attended Fortier High School and the University of New Orleans, where he graduated with a major in physical education, and minors in exercise physiology, special education and psychology. He earned his master's degree in education from UNO.

Mayeaux and his wife, Pam, live in Metairie with their two daughters, Amy and Stephanie, and two sons, Joe and Chris.

JIM MORA, Defensive Backs



Jim Mora will be going into his fifth season with the Saints. During his tenure in New Orleans, the Saints have led the NFL in pass defense twice (1992 and 1993).

A graduate with a marketing degree from the University of Washington, Mora played defensive back for the Huskies from 1980-83. He played in two Rose Bowls during his college career.

He started his coaching career at his alma mater in 1984 as a graduate assistant, and was a member of the Huskies staff that led the team to the Orange Bowl that year.


In 1985, Mora joined the San Diego Chargers as an assistant in the pro personnel department. He was a defensive assistant in the secondary from 1986-88, and handled defensive backs, 1989-91.

Born November 19, 1961 in Los Angeles, Mora attended Interlake High School in Seattle, Washington, where he lettered in football, basketball, baseball and track. Mora and his wife, Shannon, reside in New Orleans with their son, Cole.

MORA'S BACKGROUND

Player: University of Washington 1980-83.

Coach: University of Washington 1984, San Diego Chargers 1985-91, New Orleans Saints 1992-95.

WAYNE NUNNELY, Defensive Line

Wayne Nunnely is entering his second season as an NFL assistant after spending nearly 20 years as an assistant coach, head coach and administrator at the collegiate level. In his first year in New Orleans, defensive tackle Wayne Martin tied for the NFC-lead with 13 sacks, and turned in his finest season as a pro while playing a new position. Defensive end Renaldo Turnbull added seven sacks, tying the pair for third in the NFC and and sixth in the NFL among sack tandems.

Prior to joining the Saints, Nunnely spent the previous four years in Los Angeles, as running backs coach at USC from 1991-92, and as defensive line coach at UCLA, 1993-94. UCLA claimed the Pac 10 title in 1993.

Nunnely played fullback and also lettered in track at the University of Nevada-Las Vegas, 1972-73. He opened his college coaching career as a graduate assistant at his alma mater in 1976, after one year at Valley High School in Las Vegas. His initial full-time job came at Cal Poly-Pomona, where he coached the running backs in 1977 and the defensive line in 1978. He moved to Cal State-Fullerton for one season (1979), coaching the defensive line, and the University of the Pacific (1980-81) before returning to UNLV, where he served as running backs coach, helping the Rebels to their first PCAA and California Bowl championships in 1984.

In 1986, Nunnely was named head coach at UNLV, a post he manned for four seasons. At the time of his appointment in '86, he was only the fifth African-American head coach at the Division I-A level. In 1988, he was honored by being selected to coach in the Ricoh Japan Bowl All-Star Game in Tokyo. In 1990, he served in administration at UNLV, as the Director of Minority Student Affairs.

Nunnely familiarized himself with the Saints in training camp in 1994, when he served on the staff as part of the NFL's minority coaching fellowship program.

Born March 29, 1952 in Los Angeles, Nunnely and his wife, Velda, have two sons, Channing and Aaron, and a daughter, Amber. They live in Kenner.

NUNNELY'S BACKGROUND

Player: Nevada-Las Vegas 1972-73.

Coach: Valley (Las Vegas, Nev.) HS 1975, Nevada-Las Vegas 1976 and 1982-89 (head coach, 1986-89), Cal Poly-Pomona 1977-78, Cal State-Fullerton 1979, Pacific 1980-81, Southern California 1991-92, UCLA 1993-94, New Orleans Saints 1995.

JOHN PAGANO, Defensive Assistant

The 1996 season will be John Pagano's first in the NFL. He comes to the Saints after two years as a graduate assistant coach, at Ole Miss in 1995 and Louisiana Tech in 1994.

In his role, Pagano will be responsible for numerous duties on the defensive side of the ball, including quality control, scout team preparation, and opponent and self-scouting. On the field, he will work primarily with the defensive backs.

Pagano has been exposed to the coaching profession his entire life. His father, Sam, was one of the most successful high school coaches in the state of Colorado. His brother, Chuck, has been an assistant at the collegiate level the last 12 years, and is currently in his second season as the secondary coach at the University of Miami (Fla.).


A linebacker at Mesa State College in Grand Junction, Colorado from 1985-88, Pagano served as an assistant at his alma mater in 1989. The following year, he joined the staff at the University of Nevada-Las Vegas, where he spent the next two seasons. In 1992, he was defensive coordinator for the Bergamo Lions in Bergamo Italy, who won the Italian League Championship that year. He held the post of defensive coordinator at Overland High School in Aurora, Colorado, 1992-93, before returning to the collegiate ranks.

Born March 30, 1967 in Boulder, Colorado, Pagano and his wife, Kimberly, live in New Orleans.

PAGANO'S BACKGROUND

Player: Mesa State College 1985-88.

Coach: Mesa State College 1989, Nevada-Las Vegas 1990-91, Bergamo Lions (Italian League) 1992, Overland (Aurora, Colo.) HS 1992-93, Louisiana Tech 1994, Mississippi 1995.

RUSSELL PATERNOSTRO, Strength and Conditioning


Now in his 16th year of preparing the Saints for play, Russell Paternostro is the most tenured member of the Saints' coaching staff.

A New Orleans native, Paternostro has trained both individuals and teams at every level of competition. A graduate of West Jefferson High School in Harvey, La., Paternostro attended San Diego State University. He played on his high school football team, and was a member of the football squad at Camp Pendleton, California during his tour of duty in the

U.S. Navy.

Paternostro returned to New Orleans in 1962. He managed and owned fitness centers in the New Orleans area until his appointment to the Saints' coaching staff in 1981.

Born July 21, 1940 in New Orleans, Russell and his wife, Mercy, have two daughters, Angela and Robyn, and three grandsons, Derek, Brandon and Jonathon. They reside in Covington.

RICK VENTURI, Linebackers

Rick Venturi brings with him 14 years of experience as a position coach, coordinator and head coach in the NFL, as he enters his first season with the Saints. He spent the last two years with the Cleveland Browns, as secondary coach in 1994 and defensive coordinator last season, when he also worked with the linebackers.

The first 12 seasons of Venturi's NFL coaching career were spent with the Colts. He joined Baltimore as an assistant in 1982 and remained there through 1993. He began the 1991 season as defensive coordinator/linebackers coach before taking over as head coach with 11 games to play, after succeeding Ron Meyer. He also served as defensive coordinator with the Colts in 1984 and 1992-93.

Venturi played quarterback and defensive back at Northwestern University, where he earned his degree in physical education and history, and his master's in education. His first coaching stop was at his alma mater in 1968, where he spent the following five seasons. From 1973-76 he was on the staff at Purdue before moving on to Illinois for the 1977 season. He returned to Northwestern in 1978, where he served as the Wildcats' head coach for the next three years. In 1981 he got his first job at the professional level, with the Hamilton Tiger-Cats of the Canadian League.


An avid biker, Venturi owns three motorcycles.

Born February 23, 1946 in Taylorville, Illinois, Venturi and his wife, Cheri, have a daughter, Marin, and a son, Jason. They live in Destrehan.

VENTURI'S BACKGROUND

Player: Northwestern U. 1965-67.

Coach: Northwestern U. 1968-72 and 1978-80 (head coach), Purdue 1973-76, Illinois 1977, Hamilton Tiger-Cats (CFL) 1981, Baltimore/Indianapolis Colts 1982-93 (interim head coach for 11 games in 1991), Cleveland Browns 1994-95.

STEVE WALTERS, Wide Receivers

Now in his 14th season as an NFL assistant, Steve Walters' tenure in the league among Saints assistants is surpassed only by Rick Venturi. He is one of two remaining coaches from Jim Mora's original staff in 1986.

A two-year letterman at the University of Arkansas, Walters started his coaching career as a graduate assistant at Virginia Tech, 1971-72. He accepted his first full-time coaching position at Tampa University as receivers coach in 1973.

Walters changed sides of the ball, coaching defensive backs at Northeast Louisiana, 1974-75. His next job, at Morehead State in 1976, was that of quarterbacks and receivers coach. Stops at Tulsa (1977-78), Memphis State (1979) and SMU (1980-81) preceded Walters' first pro coaching post, handling defensive backs with the New England Patriots, 1982-84, where he worked with Saints head coach Jim Mora in '82.

Walters coached defensive backs at the University of Alabama in 1985 before being named to the Saints' staff in 1986.

Born June 16, 1948 at Jonesboro, Arkansas, Walters and his wife, Susan, have a son, Kirk, who is in his senior year as a quarterback at John Curtis High School in River Ridge, and a daughter, Kasey. They live in Destrehan.

WALTERS' BACKGROUND

Player: Arkansas 1967-70

Coach: Virginia Tech 1971-72, Tampa U. 1973, Northeast La. 1974-75, Morehead State 1976, Tulsa 1977-78, Memphis State 1979, Southern Methodist 1980-81, New England Patriots 1982-84, Alabama 1985, New Orleans Saints 1986-95.

ON THE ROAD WITH THE SAINTS IN 1996**Canton, Ohio (Preseason)**

Akron Hilton Inn at Quaker Square
135 South Broadway
Akron, OH 44308
(216) 253-5970; FAX: (216) 253-2574

Detroit (Preseason)

Doubletree Guest Suites
850 Tower Dr.
Troy, MI 48098
(810) 879-7500; FAX: (810) 879-9139

Kansas City (Preseason)

Doubletree-K.C. at Corporate Woods
10100 College Blvd.
Overland Park, KS 66210
(913) 451-6100; FAX: (913) 451-3873

San Francisco

Westin Airport
1 Old Bayshore Highway
Milbrae, CA 94030
(415) 692-3500; FAX: (415) 872-8111

Cincinnati

Hyatt Regency
151 West Fifth St.
Cincinnati, OH 45202
(513) 579-1234; FAX: (513) 579-0107

Baltimore

Omni Inner Harbor
101 West Fayette St.
Baltimore, MD 21201
(410) 752-1100; FAX: (410) 625-3805

Carolina

Charlotte Marriott Executive Park
5700 West Park Dr.
Charlotte, NC 28217
(704) 527-9650; FAX: (704) 527-7458

Atlanta

Atlanta Airport Hilton
1031 Virginia Avenue
Atlanta, GA 30354
(404) 767-9000; FAX: (404) 768-0185

Tampa Bay

Radisson Bay Harbor
7700 Courtney Campbell Causeway
Tampa, FL 33607
(813) 281-8900; FAX: (813) 281-0189

New York

Sheraton Meadowlands
2 Meadowlands Plaza
East Rutherford, NJ 07073
(201) 896-0500; FAX: (201) 896-9696


St. Louis

St. Louis Marriott Pavillion
One Broadway
St. Louis, MO 63102
(314) 421-1776; FAX: (314) 331-9269



PLAYER PERSONNEL

CHET FRANKLIN, Director of Pro Personnel



Chet Franklin is in his third season with the Saints as Director of Pro Personnel, following a three-year tenure (1990-92) as director of player personnel for the World League of American Football. This is Franklin's second stint in New Orleans, having served as the Saints defensive back-field coach under Dick Nolan from 1978-79.

As director of pro personnel, a post created in 1994, Franklin fills a three-fold role with the club. He is responsible for evaluating current NFL players. He works closely with General Manager Bill Kuharich and Head Coach Jim Mora on pro personnel matters, including ready-list maintenance, waiver claims and in unrestricted free agency. He also assists with contract negotiations.

During his tenure with the World League, Franklin was responsible for stocking WL rosters. He identified and signed more than 1,100 players to contracts over that span. In the league's final season (1992), he served as general manager of the Montreal Machine.

Franklin possesses NFL experience at both the coaching and administrative levels. He served as director of player personnel for the San Diego Chargers from 1987-89, after 16 seasons as an assistant coach with San Francisco (1971-74), Kansas City (1975-77), New Orleans (1978-79) and the Oakland/Los Angeles Raiders (1980-86). Franklin was the defensive backs coach on two Raiders Super Bowl Championship teams.

Before entering the pro ranks, Franklin spent 12 years as an assistant at the collegiate level. A year (1959) as freshman line coach at Stanford was followed by a three-year stint as an assistant (1960-62) at the University of Oklahoma under Bud Wilkinson. From there he went to the University of Colorado, where he was a member of Eddie Crowder's staff from 1963-70. As offensive coordinator for the Buffaloes, Franklin served with Jim Mora (1968-70).

A native of Elko, Nevada, Franklin played linebacker and guard for three seasons at the University of Utah, where he graduated with a degree in history and physical education. After two years in the Marines, he earned his master's degree from Stanford in 1959.

Born March 19, 1935 in Ontario, Oregon, Franklin has a daughter, Shana, and resides in New Orleans.



BRUCE LEMMERMAN, Director of College Scouting



Bruce Lemmerman is in his third season as the Saints' Director of College Scouting, after being named to the newly created post in May of 1994.

In his role, Lemmerman is responsible for the Saints' collegiate scouting effort. He serves over the team's area scouts in the information-gathering area, and directs the organization of that data into a usable format for the college draft and post-draft player planning.

Lemmerman came to the Saints from the Canadian Football League, where he served as Director of Operations for the Edmonton Eskimos from 1989-94.

Lemmerman started his coaching career with Edmonton as quarterbacks coach in 1981. After two seasons with the Eskimos, he was named offensive coordinator for the Los Angeles Express of the USFL in 1983, and moved to the NFL the following year, where he coached the receivers, tight ends and backs for the Houston Oilers from 1984-85. After a year away from football, Lemmerman returned to the CFL in 1987 as an offensive coach with the Winnipeg Blue Bombers, where he spent two years before re-joining the Eskimos in the front office.

Lemmerman graduated from the University of California-Northridge, where he earned honors in football and baseball. He played quarterback professionally for the Atlanta Falcons (1968-70). He also played nine seasons at Edmonton (1971-79) and one season for Hamilton (1980) in the CFL.

Born October 4, 1945 in Los Angeles, Lemmerman and his wife, Brigitte, have two daughters, Lisa and Jennifer. They live in Destrehan.

MARTY BARRETT, Player Personnel Scout



After 11 seasons in coaching and administration at the collegiate level, Marty Barrett entered the NFL ranks July 18, 1995, when he joined the Saints' scouting department. Barrett covers the western United States for the Saints.

From 1990-1995, Barrett worked at Rutgers University in New Jersey. He was the Scarlet Knights' secondary coach in 1990, before moving on to the administrative side, where he served as Recruiting Coordinator/Director of Football Operations, 1991-95.


Barrett earned All-America honors as a quarterback at the University of Buffalo, 1981-83. During his career he established 14 school records and finished fifth nationally in total offense in 1983, when he was the ECAC Player-of-the-Year. He was inducted into Buffalo's Hall of Fame in 1989.

Following his collegiate career, Barrett went to camp with the Buffalo Bills as a free agent in 1984. After being released, he joined the coaching staff at Indiana University (Pa.). In 1985 he served as an assistant at Ashland University in Ohio, where he earned his master's degree in sport science. He returned to his alma mater in 1986, and

remained there until his appointment at Rutgers.

Born August 12, 1961 in Buffalo, New York, Marty and his wife, Tina, live in Arcata, California.

HAMP COOK, Player Personnel Scout




Now in his 24th season, Hamp Cook has the longest record of service with the Saints' scouting staff. Cook, who joined the club in 1973, scouts prospects primarily in the southeastern United States. He also covers parts of the mid-west.

Cook coached high school teams in Mississippi and Alabama, and was an assistant coach at the University of Southern Mississippi for eight years before joining the Saints. He graduated from Southern Mississippi with a master's

degree in physical education.

Hamp and his wife, Tinkey, live in Hattiesburg, Mississippi. They have three children, Tracey, Kyle and Chuck, who is following in his father's footsteps as an NFL scout with the Kansas City Chiefs.

HOKIE GAJAN, Player Personnel Scout



Now in his 10th season as a scout, Hokie Gajan's responsibilities in the scouting department have each year been expanded. His area is among the most fertile in the country for NFL prospects.

Gajan covers the territories of Louisiana, Texas, Oklahoma, Arkansas, Kansas, Missouri, Nebraska and New Mexico in the Saints' scouting system.

He joined the scouting department in 1987 following his retirement as a player.

Gajan was selected by the Saints in the tenth round of the 1981 draft. He played full-back in New Orleans 1982-85 before being sidelined by a knee injury. He blocked for Saints tailbacks George Rogers, Wayne Wilson and Earl Campbell. Also a productive runner, Gajan holds the Saints season record for rushing average with a six-yard per carry standard in 1984.

In his four seasons, Gajan rushed for 1,358 yards with a 5.4-yard average and 11 touchdowns. His average per carry is second-best in club history. He added 63 catches for 515 yards and two TDs.

Hokie and his wife, Judy, live in Mandeville with their four daughters, Jennifer, Kristin, Megan and Alexis.

TOM MARINO, Player Personnel Scout



A veteran of three football leagues, Tom Marino joined the Saints' scouting department in 1986. Although he is assigned the eastern United States in the Saints' scouting system, Marino also is responsible for parts of the midwest.

A graduate of the University of Massachusetts, Marino worked three years as scout for the Chicago Bears while finishing his undergraduate degree. He joined the Philadelphia Bell of the World Football League in 1974 as the team's director of player personnel.

He was named to the scouting staff of the Dallas Cowboys, and served there in 1976. He then joined the New York Giants and worked there from 1977-81 in a similar capacity.

In 1982, he went to the USFL with the Boston Breakers as assistant general manager and player personnel director. He moved to the Denver Gold staff in 1983 as director of player personnel, and joined the Philadelphia/Baltimore Stars the following year as a personnel scout.

Tom and his wife, Denise, have a daughter, Melissa, and a son, Tom. They live in Raleigh, North Carolina.

CHRONOLOGY OF UNIFORM CHANGES

The following is a catalogue of uniform changes since the Saints' inception in 1966:

1967 — Gold pants with black and white striping; black jerseys with gold numerals and white trim with white and gold piping on sleeves; white jerseys with gold numerals and black trim with black and gold piping on sleeves. Gold helmet with black Fleur-de-Lis on either side, and black and white striping down the middle.

1969 — For preseason games exclusively — Black helmets with gold Fleur-de-Lis on either side and gold and white striping down the middle. Helmets have been gold ever since.

1971 — The color of the numerals changed. Black with gold trim on white jerseys and white with gold trim on black jerseys.

1975 — Pants were changed from gold to white with black and gold striping.

1976 — Black pants were introduced to be worn with white jerseys. Gold and white striping down the sides. Same white pants worn with the black jerseys. The facemask changed from grey to black.

1983 — Numbers changed to "San Diego-style" numerals. Thin border around the number with no direct contact between the number and the border. The second change was from socks with black and gold piping to solid black.

1986 — Gold pants with wide solid black stripes were initiated. The state Fleur-de-Lis patch appears on either side of the pants. The jersey was redesigned with TV numbers on the shoulders, and the state Fleur-de-Lis on either sleeve. The stripes on the sleeves were eliminated. The socks feature a wide gold stripe on a black background.

1991 — 25th anniversary patches were worn on the left shoulder.

1994 — For three games (3-5), the Saints wore their 1967 style uniforms for their "throwbacks games", a league-wide program commemorating the NFL's 75th Anniversary.

1996 — Traditional Fleur-de-Lis replaces state logo on jerseys and pants. Player name and numbers changed from screen-on type to "tackle twill" style, made of cloth and sewed onto jersey. Numbers changed to gold with black outline on white jerseys and gold with a white outline on black jerseys. Stockings changed from thick gold and black stripe over white to solid black over white.



SAINTS STAFF



Sylvia Alfortish

Marketing Assistant /
Saintsations



Amy Artigues

Business



Terry Ashburn

Facilities Assistant



Albert Aucoin

Video Director



Anne Baudier

Receptionist



Brian Badzinski

Assistant Video
Director



John Berfect

Mail Clerk



Barra Bircher

Director of Travel /
Entertainment /
Special Projects



Linda Bourgeois

Business



Nolan Castex

Equipment
Assistant



Bruce Condie

Ticket Office



Austin Dejan

Administrative
Coordinator



Shaleen Farris

Ownership



Scott Ferguson

Ticket Office



Bill Ferrante

Director of
Corporate Sales



Jasen Feyerherm

Ticket Office



Maria Genovese

Receptionist



Liz Geraci

Ownership



Neal Gulkis

Assistant Director of
Media Relations



Robert Gunn

Media Relations
Assistant



Rodney Henry

Ownership



Rickey Jackson

Consultant



Luke Jenkins

Facilities Manager



Rusty Kasmiersky

Director of Media
Relations



Sandy King

Ticket Operations
Supervisor



Dean Kleinschmidt

Head Trainer



Rachel Landreneau

Travel /
Entertainment



Sondra Langlinais

Player Personnel



Kevin Mangum

Assistant Trainer /
Director of
Rehabilitation



Collette Martin

Coaching



Laura Morgan

Administrative
Assistant /
Head Coach



Buck Oubre

Assistant Trainer



**Sheila Palmisano***Administrative
Assistant / Football
Operations***Steve Sabo***Player Personnel
Assistant***Dan Simmons***Equipment Manager***Jerrod Phillipps***Club Level Manager
/ Marketing
Assistant***Barbara Schoen***Ownership***Mike Tannenbaum***Player Personnel
Assistant***Silky Powell***Assistant
Equipment Manager***Greg Seeling***Director of Ticket
Sales***Lester Vallet, Jr.***Grounds
Superintendent***Jay Romig***Data Processing
Manager***Charleen Sharpe***Comptroller***Angie Waguespack***Media Relations
Assistant /
Saintsations
Choreographer*

SUPERDOME FACTS

First Game.....	August 9, 1975; Oilers 13, Saints 7 (Preseason)
First Regular Season Game	September 28, 1975; Bengals 21, Saints 0
Total Land Area	52 acres
Height	273 feet
Diameter	680 feet clear span
Concrete	169,000 cubic yards
Structural Steel	20,000 tons
Air Conditioning	9,600 tons
Convention Rooms.....	40
Restrooms	88
Private Box Suites	137
Parking Garages.....	5,000 cars, 250 buses
Lighting.....	15,200 fixtures
Electric Wiring.....	400 miles
Aluminum Siding	more than 500,000 sq. ft.
Area of Roof	9.7 acres
Escalators.....	32
Elevators	9 passenger, 1 freight

SAINTS/NFL 1996 IMPORTANT DATES

- July 5** — Claiming period of 24 hours begins in waiver system. All waiver requests for the rest of the season are no-recall and no-withdrawal.
- July 13** — Selected players report to Saints practice facility, Metairie, La. Player physicals begin.
- July 14** — Player physicals continue. First training camp practice, at facility. Fly to La Crosse, Wis. following workout.
- July 15** — Signing period ends at 3 p.m. (CDT) for Unrestricted Free Agents to whom June 1 tender was made by Old Club. After this and through 3 p.m. on November 7, Old Club has exclusive negotiating rights with its unsigned Unrestricted Free Agents.
- July 24** — In Mankato, Minn. for practices with the Minnesota Vikings.
- July 27** — Hall of Fame Game, Saints vs. Indianapolis Colts at Canton, Ohio, 1:30 p.m. (ABC).
- July 30** — In Platteville, Wis. for a day of work with the Chicago Bears.
- Aug. 1** — Saints break camp in La Crosse and travel to Detroit.
- Aug. 2** — Saints vs. Detroit Lions at Silverdome, 6:30 p.m. (WWL-TV). Saints return home following game to continue training camp in Metairie.
- If a drafted rookie has not signed with his club by this date, he may not be traded to any other club in 1996.
- Aug. 10** — Saints vs. Kansas City Chiefs at Arrowhead Stadium, 7 p.m. (WWL-TV).
- Aug. 17** — Saints vs. Chicago Bears at Superdome, 7 p.m. (WWL-TV).
- Aug. 20** — Roster reduction to 60 players by 3 p.m. (CDT).
- Aug. 22** — Touchdown Club Welcome Saints Luncheon, Radisson New Orleans, 12 noon.
- Aug. 23** — Saints vs. Minnesota Vikings at Superdome, 7 p.m. (WWL-TV).
- Aug. 25** — Final roster reduction to 53 players by 3 p.m. (CDT).
- Aug. 26** — After 3 p.m. (CDT), clubs may establish a Practice Squad of five players by signing free agents who do not have an accrued season of free agency credit, unless that season was achieved by spending an entire regular season on Reserve/Injured or Reserve/Physically Unable to Perform. A player who achieved his accrued season on I/R or Reserve/PUP may be signed to the Practice Squad of any club except the club that placed him in that category.
- Sep. 1** — NFL regular season opener, Saints vs. San Francisco 49ers at 3Com Park, 3 p.m. (FOX).
- Sep. 17** — Priority on multiple waiver claims is now based on the current season's standings.
- Oct. 8** — All trading ends by 3 p.m. (CDT).
- Oct. 9** — Players with at least four previous credited seasons are now subject to the waiver system for the remainder of the regular season and postseason.
- Oct. 30-31** — NFL Fall Meetings, New Orleans, La.
- Nov. 5** — Deadline for clubs to sign by 3 p.m. (CDT) their Unrestricted Free Agents to whom June 1 tender was made. If still unsigned after this date, such players are prohibited from playing in the NFL in 1996.
- Deadline for clubs to sign by 3 p.m. (CDT) their Restricted Free Agents to whom June 1 tender was made. If such players remain unsigned, they are prohibited from playing in the NFL in 1996.
- Deadline for clubs to sign Drafted players by 3 p.m. If such players remain unsigned, they are prohibited from playing in the NFL in 1996.
- Nov. 23** — Deadline for reinstatement of players in Reserve List categories of Retired and Did Not Report.
- Dec. 20** — Deadline for waiver requests in 1996, except for "special waiver requests" which have a 10-day claiming period, with termination or assignment delayed until after the Super Bowl.
- Dec. 24** — Clubs may begin signing free agent players for the 1997 season.



WHAT TO LOOK FOR IN 1996

*The **Saints** can extend their consecutive games scoring streak of 193. The last time they failed to score was in the 14th game of the 1983 season, when they dropped a 7-0 decision to the Patriots in New England, December 4.

*Head Coach **Jim Mora** needs nine more victories to reach 100 in his NFL career, during which time he has put together a regular season record of 91-68.

*Guard **Jim Dombrowski** can extend his consecutive games played streak of 138. If he appears in each of the first six games of 1996, he will break the current club record for consecutive games played, now held by Eric Martin at 143.

*Cornerback **Eric Allen** has played in 97 consecutive league games dating to 1989, and started 85 straight dating to 1990. Defensive tackle **Wayne Martin** has opened 80 consecutive games, all with the Saints.

*Defensive tackle **Willie Broughton** (97), center **Jeff Uhlenhake** (94), defensive end **Renaldo Turnbull** (92) and safety **Vince Buck** (84) can play in their 100th NFL contests. If Turnbull and Buck achieve the feat, they would become the 28th and 29th players to appear in 100 games with the Saints.

*Quarterback **Jim Everett** needs 3,417 more passing yards to become the ninth player in NFL history to attain the 35,000-yard mark. He needs 2,175 more yards for 10,000 in his career with the Saints.

***Everett** needs 10 more touchdown passes to reach 200 in his NFL career. He needs two more touchdown passes for 50 in his career with the Saints.

*If **Everett** passes for 3,000 yards in 1996, he would tie Archie Manning's team record of three consecutive 3,000-yard passing seasons (1978-80). Entering 1996, Everett has put together seven 3,000-yard passing seasons, currently tied for sixth-most in NFL history. He would also become the first Saint since Bobby Hebert (1987-89) to lead the team in passing for three straight years.

***Everett** goes into 1996 having started 32 straight games, the third-longest current streak among NFL quarterbacks.

*Wide Receiver **Michael Haynes** needs 28 more receptions to reach 400 for his career, 352 receiving yards to attain 6,000 and eight more touchdowns for 50.

*If running back **Mario Bates** leads the Saints in rushing in 1996, he would become the first Saint since George Rogers (1981-84) to top the club's rushing chart for three straight seasons.

***Tyrone Hughes** needs 19 more punt returns to break the club's all-time record of 104 currently held by Jeff Groth.

*Running back **Lorenzo White** needs 758 rushing yards for 5,000 in his NFL career and eight receptions for 200.



1996 SAINTS VETERANS



ERIC ALLEN

Cornerback Year With Saints: 2 Year in NFL: 9

Ht: 5-10 Wt: 180 College: Arizona State

Born: November 22, 1965 at San Diego, California

Joined Saints: Transition Free Agent (Philadelphia), 1995

PRO: Entered the league as Philadelphia's second-round draft choice in 1988, a selection obtained from Tampa Bay in an exchange of second-round picks. Was the 30th player overall and third defensive back taken. Signed by the Saints to an offer sheet on a five-year contract, 3/20/95, the Eagles chose not to match a week later. Regarded as one of the best cover cornerbacks in the NFL, has been selected to the Pro Bowl six times in his eight-year career, including a streak of five straight appearances. Is tied with Bill Bradley for first on the Eagles' all-time chart with 34 interceptions. 36 career interceptions is tied for fourth-most among players who were active in the NFL in 1995. Has a knack for the big play, returning five interceptions for touchdowns in his career, first in Eagles history and tied for 8th in NFL annals. Has played in 127 games, including 126 starts, has missed just one contest (1989). Has played in 97 consecutive games, and started 85 straight. **1995** — Became the fourth Saints DB to be chosen to the Pro Bowl, and the first since Dave Waymer in 1987. . . opened all 16 games at RCB and came up with 59 total tackles, two interceptions and six passes defended. . . tackle figure was seventh on the club. . . recorded a season-high eight stops, at Minnesota 11/19. . . first INT as a Saint came vs. St. Louis 11/5 when he picked off a pass in the end zone just prior to the half. . . was awarded a defensive game ball in the 19-10 win. . . also intercepted a pass in the end zone, to prevent a potential late score, in win over Carolina, 11/26. . . was a UPI All-NFC second-team choice. **1994** — Started all 16 contests at right cornerback and was selected to play in his fourth straight Pro Bowl and his fifth overall. . . finished seventh on team with 68 tackles and third with three interceptions. . . added 10 passes defended and a fumble recovery. . . registered a season-high nine tackles (3 solo) and three passes defended in season finale, at Cincinnati 12/24. **1993** — Earned his fourth trip to the Pro Bowl and his first as a starter. . . led club with six interceptions, including four for touchdowns, tying an NFL record also held by two others. . . had a brilliant 94-yard return for a TD, at Jets 10/3, for the game-winning score. . . the return tied for the second-longest INT return in club history. . . had TD returns of 33 and 25 yards, vs. Saints 12/26, becoming the first Eagle and the 18th player in league history to accomplish that feat. . . that marked the third 2-INT game of his career. . . tied for ninth on the team with 64 total tackles, including the first two sacks of his career. . . also defended 12 passes and forced three fumbles on the season. **1992** — Although he missed the entire preseason, Eric still started all 16 contests and earned his third Pro Bowl berth. . . recorded a career-high 72 total tackles, four interceptions, 15 passes defended, a forced fumble and two fumble recoveries. . . accounted for the second 2-INT game of his career, in win over Raiders, 11/8. . . made a big play on the final snap, vs. Washington 12/20, when he stepped in front of a Mark Rypien pass intended for Gary Clark in the end zone, and batted it away to preserve victory. . . was a first-team All-NFL choice by Football News and All-NFC by UPI. **1991** — Opened all 16 games for the second time in his career, and led the team with five interceptions and 15 passes defended on his way to his second Pro Bowl spot. . . also tallied 39 tackles and a fumble recovery. . . earned second-team all-pro honors from the AP. **1990** — Opened 15 of 16 games, only contest he did start was vs. Giants 11/25, when Eagles began in 4-4-3 set. . . recorded 63 tackles, three interceptions, 13 passes defended and a fumble recovery. . . had the first 2-INT game of his career, vs. Dallas 12/23, including a 35-yarder for a score. . . had

an interception in playoff game vs. Washington, 1/5. **1989** — Made his first Pro Bowl appearance after leading the NFC with eight interceptions, which were second-most in the NFL. . . missed most of the last three games with an ankle injury. . . the only game he has sat out in his career occurred in game 15, at Saints 12/18. . . also missed playoff game, vs. Rams 12/31. . . recorded 48 tackles and a career-high 25 passes defended on the year. . . was a first-team All-NFL choice by AP, Football Digest, and Pro Football Weekly, a first-team All-NFC pick by UPI, Football News, and Pro Football Weekly, and a second team All-NFC selection by College and Pro Football Newsweekly. **1988** — Was named the starter at right cornerback the day he was drafted. . . opened all 16 games and accounted for five interceptions, four inside the Eagles' 20. . . registered 65 tackles and 16 passes defended. . . was selected to numerous all-rookie teams.

COLLEGE: Was a four-year starter for the Sun Devils, and accounted for 18 interceptions, including two for touchdowns. . . was a first-team All-Pac 10 choice as a senior and an honorable mention selection his junior year. . . came up with an interception in the 1987 Rose Bowl win over Michigan, the only ASU player ever to tally an INT in the Rose Bowl. . . earned degree in broadcasting.

PERSONAL: Was an all-county running back and defensive back at Point Loma High School in San Diego, Calif. . . in 1995 appeared in a local United Way spot. . . also worked with Ozanam Inn, a homeless shelter in New Orleans, last year. . . was active in the community during his stay in Philadelphia. . . in 1993, helped raise more than \$18,000 for The Caring Foundation, a subsidiary of Blue Cross/Blue Shield of Philadelphia. . . in his rookie season, was featured in a public service announcement for C.A.D.E. (Corporate Alliance for Drug Education) to enhance drug awareness. . . was the Eagles/Louis Rich representative for the 1989 and 1990 "Team Up Against Drugs" campaign. . . was honored by the New Jersey March of Dimes as the 1990 Eagle of the Year, and the 1993 Eagle of the Year by the United Negro College Fund. . . participated in the opening ceremonies for the 1990 Philadelphia Special Olympics. . . married (Lynn) with son (Eric Austin 3/24/95). . . full name is Eric Andre Allen.

GAMES STARTED/PLAYED: (1988, 16/16); (1989, 15/15); (1990, 15/16); (1991, 16/16); (1992, 16/16); (1993, 16/16); (1994, 16/16); (1995, 16/16). Totals 126/127. Totals with Saints 16/16. **PLAY-OFF GAMES STARTED/PLAYED:** (1988, 1/1); (1989, 0/1); (1990, 1/1); (1992, 2/2). Totals 4/5.

Year	TACKLES			INTERCEPTIONS			
	Tkl	Asst	Tot.	No.	Yds.	LG	TD
1988 (Phil.)	57	8	65	5	76	21	0
1989 (Phil.)	38	10	48	8	38	18	0
1990 (Phil.)	56	7	63	3	37	35t	1
1991 (Phil.)	27	12	39	5	20	8	0
1992 (Phil.)	42	30	72	4	49	36	0
1993 (Phil.)	42	22	64	6	201	94t	4
1994 (Phil.)	50	18	68	3	61	33	0
1995	44	15	59	2	28	28	0
Totals	356	122	478	36	510	94t	5
Saints Totals	44	15	59	2	28	28	0

Playoffs

1988	1	0	1	None			
1989	2	0	2	None			
1990	3	0	3	1	3	3	0
1992	3	0	3	2	22	18t	1
Totals	9	0	9	3	25	18t	1

Additional Stats: Sacks: 1993, 2-22 yards lost. Passes Defended (112): 1988, 16; 1989, 25; 1990, 13; 1991, 15; 1992, 15; 1993, 12; 1994, 10; 1995, 6. Fumbles Recovered (5): 1990, 1; 1991, 1; 1992, 2; 1994, 1. Forced Fumbles (4): 1992, 1; 1993, 3. Kickoff Returns: 1990, 1-2 yards.

Career-Highs

Tackles: 10, vs. Washington, 10/4/88

Solo Tackles: 8, vs. Washington, 10/4/88

Interceptions: 2, vs. Dallas, 12/23/90; vs. Raiders 11/8/92; vs. New Orleans, 12/26/93

Yards on Interceptions: 94, at Jets, 10/3/93

Long Return: 94t, at Jets, 10/3/93



24

MARIO BATES

Running Back Year With Saints: 3 Year in NFL: 3

Ht: 6-1 Wt: 217 College: Arizona State

Born: January 16, 1973 at Tucson, Arizona

Joined Saints: Draft Choice No. 2, 1994

PRO: Was the 44th overall choice, and seventh running back taken in the 1994 draft. A big back, with good speed, acceleration and cut-back abilities. Was the first player ever drafted by the Saints from Arizona State. After just two seasons, is 10th on the Saints' all-time rushing chart with 1,530 yards. In his two years, Saints are 4-0 when rushes for 100 yards. Contract runs through 1996 with no option. **1995** — Started all 16 games, led the team in rushing for second straight year with 951 yards and seven touchdowns on 244 attempts. . . rushing figure was 11th in the NFC and the most by a Saint since Dalton Hilliard's 1,262 yards in 1989. . . was the first Saint to lead the club in rushing in consecutive seasons since Hilliard (1988-89). . . also caught 18 passes for 114 yards with a long of 26. . . put together three 100-yard rushing games, including a season-high 123 (15 atts.) in win at New England, 12/3, when his career-long 66-yard TD run in the fourth quarter iced the 31-17 victory. . . 8.2-yard average per carry marked the best of his career. . . had a pair of rushing scores in the Patriots game, the second straight week he had accomplished that feat. . . also had two TDs (71 yards) in win over Carolina, 11/26. . . had back-to-back 100-yard rushing efforts in games 8-9, at San Francisco 10/29 (26-106, 1 TD) and vs. St. Louis 11/5 (22-106), the first Saint to achieve this since Craig Heyward in 1990. . . put together a 7.4-yard average per attempt with 74 yards on just 10 carries, at St. Louis 9/10. **1994** — Rookie season got off to a slow start for Mario. . . following the second game of the season, he sustained a broken jaw in an off-field incident, causing him to miss the next five games. . . in just 11 contests overall, including seven starts, rushed for 579 yards and six touchdowns on 151 carries, becoming the fourth straight rookie and the 10th overall to lead the Saints in rushing. . . yardage figure was 13th in the NFC and second among conference rookies. . . returned to action for game 8, vs. Rams, 10/23. . . two weeks later, in win over Atlanta 11/13, broke loose for 141 yards rushing with a long of 21 and two touchdowns on 22 carries in his first career start. . . yardage total that day was the 19th best in club history and the ninth-highest figure by a rookie. . . also caught a season-high three passes for 28 yards in the

game. . . ran for 69 yards and a TD on just 14 attempts, vs. San Francisco 11/28. . . ran for 96 yards and three touchdowns on 25 rushes the following week, in win at Rams 12/4. . . three total scores, which all came in the first half, tied a club-record also held by eight others, while the three rushing TDs equaled a club standard held by five others. . . had a season-long run of 40 yards, vs. Dallas, 12/19.

COLLEGE: Left school with one year of eligibility still remaining. . . rushed for 2,025 yards and 14 touchdowns on 420 attempts in his three seasons for the Sun Devils. . . returned to play in all 11 contests in 1993 after sustaining a torn anterior cruciate ligament in the third game of 1992, an injury that required reconstructive knee surgery. . . ran for 1,111 yards and eight touchdowns on 246 attempts, all career-high numbers, in '93. . . rushing average of 101 yards a game was second in the Pac 10 and 20th in the nation. . . majored in liberal arts.

PERSONAL: Was the Arizona State Player-of-the-Year at Amphitheater High School in Tucson, Arizona. . . set Class 5A records with 626 carries for 4,836 yards and 61 touchdowns in his three seasons. . . brother, Michael, a wide receiver who last played with Cleveland in 1995, was a stand-out running back and track performer at Arizona, and won a medal at the 1992 Summer Olympics. . . is second cousins of Saints running backs coach Dave Atkins. . . single. . . resides in Chandler, Arizona. . . full name is Mario Doniel Bates.

GAMES STARTED/PLAYED: (1994, 7/11); (1995, 16/16). Totals 23/27.

Year	RUSHING					RECEIVING			
	No.	Yards	Avg.	LG	TD	No.	Yards	LG	TD
1994	151	579	3.8	40	6	8	62	14	0
1995	244	951	3.9	66t	7	18	114	26	0
Totals	395	1530	3.9	66t	13	26	176	26	0

Additional Stats: Kickoff Returns: 1994, 1-20.0 avg. Fumbles (5): 1994, 3; 1995, 2.

Career-Highs

Rushes: 26, at San Francisco, 10/29/95
Rushing Yards: 141 vs. Atlanta, 11/13/94
Long Run: 66t, at New England, 12/3/95
Rushing TDs: 3 at Rams, 12/4/94
Receptions: 3, 5 different times
Receiving Yards: 36, vs. Atlanta, 9/17/95
Long Reception: 26, vs. Atlanta, 9/17/95




86

KIRK BOTKIN

Tight End Year With Saints: 2 Year in NFL: 2
Ht: 6-3 Wt: 245 College: Arkansas
Born: March 19, 1971 at Baytown, Texas
Joined Saints: Free Agent, 1994

PRO: Went to camp with New England in 1994 as a rookie free agent, was released by the Patriots prior to the regular season. Contributions thus far have come on special teams, where he has been the deep snapper on punts and the backup on placements. With departure of Wesley Walls to

Carolina, could move into no. 2 spot at tight end. Contract runs through 1996 with no option. **1995** — Saw limited time as no. 3 tight end, primarily in short-yardage situations. . . caught one pass for 8 yards, to convert a third-and-2, vs. Indianapolis 11/12. . . served as deep snapper on punts for all 16 games, registered three tackles on punt coverage unit. **1994** — Signed by the Saints to the practice squad 9/28 after being waived by the Patriots in training camp. . . after nine games, was activated to the 53-man roster where he played in each of the final three contests. . . all of action came as long snapper on punts following shoulder injury to Wesley Walls.

COLLEGE: Finished his career with 87 receptions, sixth on the Razorbacks' all-time list. . . was an All-SEC second team selection as a senior when he caught 23 passes for 257 yards. . . was an All-SEC first-team pick as a junior in 1992 with 33 catches for 257 yards. . . had a career-high three touchdowns as a freshman in 1990. . . majored in secondary education.

PERSONAL: Lettered in football, track and baseball at Robert E. Lee High School in Baytown, Texas. . . single. . . participated in team's offseason conditioning program. . . resides in River Ridge. . . full name is Kirk Randal Botkin.

GAMES STARTED/PLAYED: (1994, 0/3); (1995, 0/16). Totals 0/19.

Year	No.	RECEIVING		Avg.	LG	TD
		Yards				
1994	None					
1995	1	8		8.0	8	0
Totals	1	8		8.0	8	0




10

DOUG BRIEN

Kicker Year With Saints: 2 Year in NFL: 3
Ht: 6-0 Wt: 180 College: California
Born: November 24, 1970 at Bloomfield, New Jersey
Joined Saints: Free Agent, 1995

PRO: Originally selected by San Francisco as the first of two third-round picks in the 1994 draft (85th overall). Was waived by the 49ers 10/16/95 and signed by the Saints 10/31/95. Contract runs through 1996 with no option. **1995** — Opened the season with the 49ers, where he played the first six games before being waived 10/16. . . was signed by New Orleans 10/31. . . nailed a career-long 51-yard field goal in his final game with the 49ers, at Indianapolis 10/15. . . in his first game with New Orleans, vs. St. Louis 11/5, connected on all four field goals, including a pair from over 40 yards (42,47), as Saints went on for 19-10 victory. . . 13 points equaled a career-best. . . was also named NFC Special Teams Player-of-the-Week for the second time in his career. . . 25-yard field goal with 6:33 to play proved to be winning margin in 17-14 decision over Indianapolis, 11/12. . . also recorded a tackle on kickoff coverage, at Jets 12/24. **1994** — Led the 49ers in scoring his rookie season with 105 points, the highest total by a 49er since 1989 when Mike Cofer had 111. . . established club records for PATs (60) and PATs attempted (62). . . 75 percent accuracy rate (15-20) was the best by a 49er since Cofer's 80.6% mark (29-36) in 1989. . . was named NFC Special Teams Player-of-the-Week when he was 2-2 on field goals (33,47) and 4-4 on PATs in win at Rams, 9/18. . . hit a season-long 48-yarder, at New Orleans 11/28. . . posted a career-best 13 points on 3-4 FGs and 4-4 PATs, vs. Atlanta 12/4. . . recovered a fumble on a kickoff that led to a TD in NFC Championship Game win, vs. Dallas 1/15.

COLLEGE: Set the Golden Bear career record for field goals with 53, breaking the old mark of 50 established by former Cincinnati Bengal Jim Breech. . . is also Cal's all-time scoring leader with 288 points. . . earned All-Pac 10 accolades on two occasions. . . holds degree in political economies of industrial societies with a minor in conservation and resource studies.

PERSONAL: Was raised in the San Francisco Bay area city of Concord, Calif., where he attended De LaSalle High School. . . played just one year of football. . . lettered three times in soccer, and was an all-league choice each of his final two years. . . high school coach, Bob Ladouceur, was named the NFL High School Football Coach of the Year in 1995, based on Brien's nomination. . . enjoys working with computers. . . single. . . resides in Oakland, Calif. during the offseason. . . full name is Douglas Robert Zachariah Brien.

GAMES PLAYED: (1994, 16); (1995, 14). Totals 30. Totals with Saints 8.

PLAYOFF GAMES PLAYED: (1994, 3).

Year	PAT	1-19	20-29	30-39	40-49	50+	Tot.	LG	BK	Pts.
1994 (SF)	60-62	1-1	4-4	5-6	5-8	0-1	15-20	48	0	105
1995 (SF)	19-19	0-0	4-4	0-1	2-6	1-1	7-12	51	0	40
1995 (NO)	16-16	0-0	4-4	4-6	4-6	0-1	12-17	47	0	52
1995 (NO/SF)	35-35	0-0	8-8	4-7	6-12	1-2	19-29	51	0	92

Totals	95-97	1-1	12-12	9-13	11-20	1-3	34-49	51	0	197
N.O. Totals	16-16	0-0	4-4	4-6	4-6	0-1	12-17	47	0	52

Playoffs

Year	PAT	1-19	20-29	30-39	40-49	50+	Tot.	LG	BK	Pts.
1994 (SF)	17-18	0-0	0-0	2-2	0-0	0-0	2-2	36	0	23

Career-Highs

FG Attempts: 4, 3 different times (twice with Saints)
 FG Made: 4, vs. St. Louis, 11/5/95
 Extra Points: 6, at Atlanta, 10/16/94; vs. Denver, 12/17/94
 Points: 13, vs. Atlanta, 12/4/94; vs. St. Louis, 11/5/95
 Long FG: 51, at Indianapolis, 10/15/95



99

WILLIE BROUGHTON

Defensive Tackle Year With Saints: 2 Year in NFL: 10

Ht: 6-5 Wt: 285 College: Miami (Fla.)

Born: September 9, 1964 at Fort Pierce, Florida

Joined Saints: Trade (Oakland), 1995

PRO: Originally selected by Indianapolis in the fourth-round (88th overall) of the 1985 draft. Has also been with Dallas, the Raiders, Miami and New Orleans in his NFL career. Acquired by the Saints from Oakland in exchange for a 1996 seventh-round draft choice, 8/28/95. A versatile lineman with good strength. Has accounted for nine career sacks. Contract runs through 1997 with no option. **1995** — Proved to be a valuable addition to defensive line after being acquired in a trade with Oakland a week prior to the regular season. . . had been re-signed by the Raiders during the offseason. . . played in all 16 games for the Saints, including 10 starts at both left end and

nose tackle. . . finished the year with 31 total tackles, two sacks and a pass defended. . . recorded a season-high five stops on three occasions. . . tallied four tackles, including a sack, at Minnesota 11/19. . . was awarded a defensive game ball in win over Indianapolis, 11/12, when he had three tackles. **1994** — Was with the Raiders for nine games and Miami for the final five, was inactive for all 14 matchups. **1993** — Appeared in 15 contests as a reserve lineman for the Raiders. . . tallied four tackles and a sack. **1992** — Played in all 16 games with the Raiders, including eight starts at defensive tackle. . . was first among Raider linemen with 47 total tackles. . . had a season-high 11 stops, including a sack and two passes defended, against Seattle. **1991** — Sat out the entire year while rehabilitating from a back injury. **1990** — Played in the first four games with the Cowboys, spent the balance of the season on injured reserve with a back injury. **1989** — Returned to the NFL, where he started 14 of the 16 games in which he played for Dallas. . . was fifth on the squad with career-high 92 total tackles and three sacks. **1988** — Did not play football after being released by the Colts in training camp. **1987** — Spent the entire season on injured reserve with a knee injury sustained in training camp. . . underwent reconstructive surgery. **1986** — Appeared in 15 games with eight starts for the Colts. . . registered 34 tackles, a sack and a fumble recovery. **1985** — Posted 17 tackles, including a sack, in his rookie season with the Colts when he played in 15 contests. . . only start came in his second NFL appearance, at Miami 9/15.

COLLEGE: Lettered four years for the Hurricanes. . . registered 62 tackles, including five sacks and six tackles for loss his senior year, when he played every defensive line position. . . was a member of Miami's 1983 national championship squad. . . majored in business.

PERSONAL: Attended Central High School in Fort Pierce, Florida, where he lettered twice in football as a two-way lineman. . . was co-captain as a senior when he earned all-state honors. . . also participated in track and field, where he was the conference champion in the discus. . . was working at a Ford dealership in Indianapolis before joining Dallas in 1989. . . single. . . resides Mesquite, Texas. . . full name is Willie Lee Broughton.

GAMES STARTED/PLAYED: (1985, 1/15); (1986, 8/15); (1989, 14/16); (1990, 0/4); (1992, 8/16); (1993, 0/15); (1994, 0/0); (1995, 10/16). Totals 41/97. Totals with Saints 10/16.



20

DEREK BROWN

Running Back Year With Saints: 4 Year in NFL: 4

Ht: 5-9 Wt: 205 College: Nebraska

Born: April 15, 1971 at Banning, California

Joined Saints: Draft Choice No. 4b, 1993

PRO: Was the Saints' second-pick in the fourth round, the 109th selection overall and the 14th running back taken in the 1993 draft. Possesses good quickness and cut-back ability. An extremely intense worker in the weight room who has added considerable strength each year since joining the Saints. Has played an important role as a receiver out of the backfield over his first three years. Career rushing total of 1,353 yards is 12th on the Saints' all-time list. Contract runs through 1996 with no option. **1995** — Appeared in all 16 games for the second consecutive season. . . majority of playing time came in passing situations. . . was third on club with 159 yards rushing and a touchdown on 49 attempts. . . finished sixth on team and first among running backs with 35 catches for 266 yards and a TD. . . was also credited with a tackle on special teams. . . rushed for a season-high 41 yards, vs. Miami 10/15. . . only rushing TD of the year came in win over Carolina, 11/26, when he scored on a 35-yard run. . . caught a pass in 14 of 16 games, including a season-high six for 42 yards, at Minnesota 11/19. . . had a 4-yard TD reception, at Giants 9/24. **1994** — Played in



all 16 games, started each of the first nine before giving way to rookie Mario Bates. . . finished second on the team and 16th in the NFC with 489 yards rushing and three touchdowns on 146 attempts. . . became a key part of the passing game, was third on club and first among non-wide receivers with 44 receptions for 428 yards and a TD. . . rushed for a season-high 86 yards and a TD on 26 carries, vs. Rams 10/23. . . ran for 81 yards on just 13 attempts, vs. San Diego 10/9, when his 6.2-yard average per carry equaled a career-best. . . caught a career-high eight passes for 64 yards, at Raiders 11/20. . . had a career-long 37-yard catch, at Minnesota 11/6. . . rushed for 42 yards on eight carries and hauled in three passes for 31 yards in season-ending win at Denver, and was awarded a game ball on offense. **1993** — Was thrust into starting spot at halfback in preseason with knee injury to Fred McAfee, and season-ending knee injury to Vaughn Dunbar. . . opened 12 of the 13 games in which he played, was 10th in the NFC and fifth among NFL rookies with 705 yards rushing and two TDs on 180 attempts. . . became the third straight rookie and the ninth overall to lead the Saints in rushing. . . was also fifth on club with 21 receptions for 170 yards and a TD. . . accounted for his first NFL touchdown, a 2-yard run, in season-opening win over Houston, 9/5. . . rushed for 125 yards on 25 carries vs. Detroit 9/19, and 106 yards, including a season-long 60-yard run, vs. Green Bay 11/14. . . was the only Saint to account for a 100-yard rushing day on the year. . . overall, led club in rushing on eight occasions. . . was inactive games 11-13 with a sprained ankle sustained at San Francisco 11/28.

COLLEGE: Left school with one year of eligibility still remaining, sat out 1989. . . finished his three years with 2,821 yards rushing and 24 TDs on 478 attempts, and 30 receptions for 325 yards and a TD. . . was a first-team All-Big Eight choice each of his final two years. . . was the Conference Offensive Player-of-the-Year and an honorable mention All-America selection as a junior in 1992 with 1,024 yards rushing and four TDs on 173 carries. . . was a third-team All-America pick in 1991 with a career-high 1,323 yards rushing and 14 TDs on 235 attempts. . . majored in consumer science and education.

PERSONAL: Lettered in football and track at Anaheim Servite High School. . . as a senior, received the Glenn Davis Award as the top prep player in the Southern California region when he ran for 20 touchdowns and set an Orange County record with 2,400 rushing yards. . . finished his career as the third-leading rusher in County history with 4,800 yards. . . enjoys speaking to kids-at-risk groups during the season. . . single. . . resides in Fountain Valley, Calif. during the offseason. . . full name is Derek Darnell Brown.

GAMES STARTED/PLAYED: (1993, 12/13); (1994, 9/16); (1995, 0/16). Totals 21/45.

Year	RUSHING					RECEIVING				
	No.	Yards	Avg.	LG	TD	No.	Yards	LG	TD	
1993	180	705	3.9	60	2	21	170	19	1	
1994	146	489	3.3	16	3	44	428	37	1	
1995	49	159	3.2	35t	1	35	266	19	1	
Totals	375	1353	3.6	60	6	100	864	37	3	

Additional Stats: Kickoff Returns: 1993, 3-19.3 avg., 23 Long; 1994, 1-3 yards. Fumbles: 1993, 1; 1994, 4.

Career-Highs

Rushes: 26, vs. Rams, 10/23/94

Rushing Yards: 125, vs. Detroit, 9/19/93



Long Run: 60, vs. Green Bay, 11/14/93
Rushing TDs: 1, 6 different times
Receptions: 8, at Raiders, 11/20/94
Receiving Yards: 64, at Raiders, 11/20/94
Long Reception: 37, at Minnesota, 11/6/94



26

VINCE BUCK

Defensive Back Year With Saints: 7 Year in NFL: 7

Ht: 6-0 Wt: 198 College: Central State (Ohio)

Born: January 12, 1968 at Owensboro, Kentucky

Joined Saints: Draft Choice No. 2, 1990

PRO: The 44th pick overall and fifth defensive back taken in the 1990 draft. Played his first four seasons at cornerback, before moving into free safety spot in 1994. Contract runs through 1998 with no option. **1995** — Again opened the year at free safety, where he started each of the first 13 games. . . sustained a broken ankle at New England, 12/3, and spent the final three contests on injured reserve. . . still finished fourth on the team with 66 total tackles (51 solo). . . also defended four passes and recovered a team-high three fumbles. . . registered a career-high 12 stops (6 solo) in season-opener, vs. San Francisco 9/3. . . posted five tackles and a fumble recovery in win over Indianapolis 11/12, when he was awarded a defensive game ball. . . also had a pair of stops on special teams on the year. **1994** — Started all 16 games in his first season at free safety. . . was third on team with a career-high 88 tackles (64 solo). . . also came up with an interception, a sack, seven passes defended and a fumble recovery. . . recorded four tackles, including a sack and an interception, at San Francisco 9/25. . . tallied a season-high 10 tackles (7 solo), vs. Atlanta 11/13. . . had three tackles and a key fumble recovery that led to a field goal in 9-7 win at Tampa Bay, 9/18. . . registered six tackles, and tied a career-high with four passes defended, in season finale at Denver. . . also chipped in with six stops on special teams, which ranked 8th on the club. **1993** — Opened all 16 games at LCB, the first time in his career he had started every regular season contest. . . one of three Saints DBs to start all 16 games, part of a unit that led the NFL in pass defense for the second straight season. . . recorded 73 tackles on defense, placing him in seventh spot on the club. . . added two stops on special teams. . . led team with 15 passes defended, tied for second with two interceptions. . . also recovered two fumbles, forced a fumble and registered the first three sacks of his career. . . tallied a season-high nine tackles (8 solo) in win vs. San Francisco, 9/26. . . had eight tackles, a fumble recovery and a career-best four passes defended at Cleveland 12/5. **1992** — Came back after missing the final three regular season games and playoff contest of 1991 with a pinched nerve in his neck, sustained at San Francisco 12/1. . . underwent intense offseason strength and rehabilitation program. . . started season-opener at LCB, and recorded four tackles before leaving game with a knee injury, spent the next six games on injured reserve. . . in first game back, vs. Tampa Bay 11/1, intercepted a pass. . . served as safety in nickel and dime packages through final nine games of season. . . started at San Francisco 11/15 as Saints opened with five DBs, recorded seven tackles including 1/2 a sack. . . started at strong safety as part of a regular defense, at Jets 12/26. . . intercepted a pass and returned it 34 yards for his first NFL TD to seal Saints 24-13 win over Miami, 11/29. . . in 10 games played, including five starts, registered 33 tackles, two interceptions, six passes defended and 1/2 a sack. . . also saw punt return duty at New England 11/8 when he brought back two for four yards. **1991** — Started all 13 games in which he played at LCB, tied for team-lead with five interceptions. . . recorded 45 tackles on season, including three on special teams. . . was also second on club with 15 passes defended and tied for first with three fumble recoveries. . . picked off two passes vs. Chicago 10/27, and two more the following week, at Rams, becoming the first player in Saints history to accomplish that feat. . . regis-

tered a season-high seven tackles at Kansas City 9/8. . . sustained a pinched nerve in his neck at San Francisco 12/1, spent the remainder of the season on injured reserve. . . returned 31 punts for an 8.4-yard average on the year. . . brought back three punts for a season-high 18.3 norm, including a career-long 52-yard return, vs. Tampa Bay 10/20. **1990** — Began rookie season primarily on special teams, but earned starting role as nickel back by the middle of the schedule. . . tallied 24 tackles (21 solo), tied for third with 10 passes defended, including three in 20-17 victory over Rams, 12/31. . . finished second on club with 14 special teams tackles. . . started only game of season, at Rams 12/9, as Saints opened with five defensive backs, was credited with five tackles (2 on special teams) and a pass break up in the game. . . recovered a fumble and forced one in win at San Francisco, 12/23. . . also proved valuable as a punt returner, fielded 37 punts for an 8.2 average. . . returned three for a season-high 15.3 norm at Dallas, 12/2, returned five for a 12.8 average, including a season-long of 33, against Rams 12/31.

COLLEGE: Set Marauders school record with 30 interceptions, including 10 as a freshman and junior. . . was an NAIA All-America and Defensive Player-of-the-Year as a senior, when he broke his own school record with 45 punt returns for an 18.1 average. . . three punt returns went for touchdowns, including a 98-yarder, had four others called back because of penalty. . . returned 38 punts for a 19.9 norm and three touchdowns as a junior. . . established school record with four interceptions in a game his freshman year. . . played in Hula Bowl and East-West Shrine game. . . majored in secondary education.

PERSONAL: Lettered three seasons as a defensive back and two years at running back at Owensboro (Kentucky) High School. . . also did the pole vault in track. . . is active with the Boys and Girls Club of New Orleans. . . each of the last two years, through "Buck's Buddies", Vince has donated \$150 for every interception and \$75 for each tackle to aid at-risk kids. . . married (Erika) with son (Vincent Lamont, Jr. 9/4/94). . . lives in Kenner. . . full name is Vincent Lamont Buck.

GAMES STARTED/PLAYED: (1990, 1/16); (1991, 13/13); (1992, 5/10); (1993, 16/16); (1994, 16/16); (1995, 13/13). Totals 64/84. **PLAYOFF GAMES STARTED/PLAYED:** (1990, 0/1); (1992, 0/1). Totals 0/2.

Year	TACKLES			INTERCEPTIONS				PUNT RETURNS				
	Tkl	Asst	Tot.	No.	Yds.	LG	TD	No.	FC	Yds.	Avg.	LG
1990	35	3	38	0	0	0	0	37	8	305	8.2	33
1991	43	2	45	5	12	12	0	31	13	260	8.4	52
1992	27	7	34	2	51	34t	1	2	4	4	2.0	3
1993	61	14	75	2	28	28	0	None				
1994	70	24	94	1	0	0	0	None				
1995	53	15	68	0	0	0	0	0	1	0	0.0	0
Totals	289	65	354	10	91	34t	1	70	26	569	8.1	52


Playoffs

Year	TACKLES			INTERCEPTIONS				PUNT RETURNS				
	Tkl	Asst	Tot.	No.	Yds.	LG	TD	No.	FC	Yds.	Avg.	LG
1990	4	1	5	None				1	0	2	2.0	2
1992	0	1	1	None				None				
Totals	4	2	6	0	0	0	0	1	0	2	2.0	2

Additional Stats: Passes Defensed (57): 1990, 10; 1991, 15; 1992, 6; 1993, 15; 1994, 7; 1995, 4. Fumbles Recovered (10): 1990, 1; 1991, 3; 1992, 2; 1994, 1; 1995, 3. Forced Fumbles (2): 1990, 1; 1993, 1. Kickoff Returns: 1990, 3-38 yards. Fumbles: 1990, 1. Sacks (4.5-27 yards): 1992, 0.5-0 yards; 1993, 3-24 yards; 1994, 1-3 yards.

Career-Highs

Tackles: 12, vs. San Francisco, 9/3/95
Solo Tackles: 8, vs. San Francisco, 9/26/93
Passes Defensed: 4, at Cleveland, 12/5/93; at Denver 12/24/94
Interceptions: 2, vs. Chicago, 10/27/91; at Rams, 11/3/91
Yards on Interceptions: 34, vs. Miami 11/29/92
Long Return: 34t, vs. Miami, 11/29/92



ISRAEL BYRD

Cornerback Year With Saints: 2 Year in NFL: 2

Ht: 5-11 Wt: 184 College: Utah State

Born: February 1, 1971 at St. Louis, Missouri

Joined Saints: Free Agent, 1994

PRO: Originally went to camp with the Saints as a rookie free agent in 1993. Was waived 8/24 and re-signed to the practice squad 9/8 where he spent games 2-15. Signed to the 53-man roster 12/29, was inactive for season finale, vs. Cincinnati 1/2. Was allocated to the Scottish Claymores of the World League this past spring. Sustained a torn anterior cruciate ligament in his knee during preseason drills, underwent reconstructive surgery 3/21. Will likely miss the 1996 season while rehabilitating. Contract runs through 1996 with no option. **1995** — Appeared in four games, was inactive for 12. . . most extensive action came in week 13, at New England 12/3, when he played briefly on defense and special teams. **1994** — Began the season on the practice squad, where he remained for the first seven games. . . was signed to the active roster 10/21, where he had a four-game stay. . . played in three games, mostly on special teams. . . was waived 11/23 and re-signed to the practice squad 11/23, where he spent games 12-15. . . was on the active roster for the final game of the year.

COLLEGE: Transferred to Utah State after two years at Allan Hancock Junior College in Santa Maria, California. . . majored in accounting.

PERSONAL: Attended Parkway Central High School in St. Louis, Missouri, where he played football and ran track. . . single. . . lives in Kenner. . . full name is Israel Fabian Byrd.

GAMES STARTED/PLAYED: (1994, 0/3); (1995, 0/4). Totals 0/7.

**51****RON CHILDS**

Linebacker Year With Saints: 2 Year in NFL: 2
 Ht: 5-11 Wt: 212 College: Washington State
 Born: September 18, 1971 at Kennewick, Washington
 Joined Saints: Waivers (Kansas City), 1995

PRO: Went to camp with Kansas City as a rookie free agent in 1995 and claimed by the Saints off waivers, 8/28. Contract runs through 1996 with no option. **1995** — Appeared in nine games, primarily on special teams, after joining the Saints a week prior to the regular season. . . registered three tackles on special teams. . . was inactive for seven contests, including five of the last six with a sprained ankle.

COLLEGE: Recorded 302 tackles, including 30.5 for loss and seven sacks, in his four-year career for the Cougars. . . also had six fumble recoveries, four forced fumbles and an interception. . . was a three-year starter at weakside linebacker. . . earned second-team All-Pac 10 honors each of his final two seasons. . . started two games in his redshirt freshman year of 1991. . . earned degree in criminal justice.

PERSONAL: Played linebacker and running back at Kamiakin High School in Kennewick, Washington. . . finished as the school's all-time leading rusher with 1,992 yards. . . led the conference in scoring and was named the league's defensive player of the year as a senior when he scored 14 touchdowns and posted 108 tackles and 11 sacks. . . placed fifth in the state wrestling tournament in the 190-pound class his junior year. . . single. . . served an internship in the Washington State athletic department this past offseason as part of his graduate degree work. . . resides in Kennewick. . . full name is Ron Lee Childs.

GAMES STARTED/PLAYED: (1995, 0/9).

**39****JOHN COVINGTON**

Safety Year With Saints: 1 Year in NFL: 2
 Ht: 6-0 Wt: 206 College: Notre Dame
 Born: April 22, 1972 at Winter Haven, Florida
 Joined Saints: Free Agent, 1995

PRO: Was originally a fifth-round draft choice of Indianapolis in 1994, the 133rd selection overall. Contract runs through 1997 with no option. **1995** — Was released by the Colts in training camp and signed a three-year contract with the Saints, 12/22. . . was inactive for the season finale. **1994** — Saw action in each of the final three games for the Colts and was credited with one tackle. . . was inactive for the first 13 contests with a dislocated toe.

COLLEGE: Was a four-year letterman and three-year starter at strong safety and linebacker for the Fighting Irish. . . tallied 185 tackles and five interceptions in his career. . . majored in finance.

PERSONAL: Lettered in football and basketball at Winter Haven (Fla.) High School. . . is one of 20 children. . . single. . . resides in Winter Haven. . . full name is John Shaft Covington.

GAMES STARTED/PLAYED: (1994, 0/3); (1995, 0/0). Totals 0/3. Totals with Saints 0/0.

**28****RALPH DAWKINS**

Running Back Year With Saints: 2 Year in NFL: 2
 Ht: 5-8 Wt: 195 College: Louisville
 Born: March 20, 1970 at Jacksonville, Florida
 Joined Saints: Free Agent, 1994

PRO: Went to training camp with the Saints as a rookie free agent in 1994, and spent the entire season on the practice squad. Contract runs through 1996 with no option. Played in seven games with the Amsterdam Admirals of the World League in 1995. Rushed for 479 yards and three touchdowns on 132 attempts, and returned 10 kickoffs for a 27.3-yard average before sustaining ligament damage in his knee, for which he underwent reconstructive surgery. Spent all of 1995 on injured reserve while rehabilitating.

COLLEGE: Accumulated 2,159 yards rushing and 17 touchdowns on 525 carries, and caught a school-record 151 passes for 1,667 yards and 12 scores in four years for the Cardinals. . . 174 total points is fourth on Louisville's all-time list. . . majored in criminal justice.

PERSONAL: Lettered in football and baseball at William M. Raines High School in Jacksonville, Fla. . . brother, Brian, a defensive back, was a 2nd-round draft choice of Philadelphia this year. . . single. . . lives in Jacksonville. . . full name is Ralph Dawkins.


**87****LEE DeRAMUS**

Wide Receiver Year With Saints: 2 Year in NFL: 2
 Ht: 6-0 Wt: 205 College: Wisconsin
 Born: August 24, 1972 at Stratford, New Jersey
 Joined Saints: Draft Choice No. 6, 1995

PRO: Selected in the sixth-round (184th overall) of the 1995 draft. Possesses good speed and excellent hands. Contract runs through 1996 with no option. **1995** — Wasn't even expected to play in rookie year while still rehabilitating from a broken leg sustained prior to his senior year at Wisconsin. . . spent the first eight games on the Reserve/Non-Football Injury List. . . was activated to the 53-man roster 10/30 and played in each of the final eight contests. . . caught six passes for 76 yards and had a tackle on special teams. . . grabbed four passes for 56 yards with a long of 27, vs. Green Bay 12/16.

COLLEGE: What was supposed to be a promising senior season ended prematurely, when he sustained a broken leg in practice a week before the regular season opener. . . in three years for the Badgers, caught 119 passes for 1,974 yards and 15 touchdowns, and led the squad in receiving each year. . . had 54 receptions for 920 yards and six touchdowns in 1993 when he was an All-Big 10 choice. . . reception total that year eclipsed Al Toon's school record. . . started every game as a junior and sophomore, and five in his freshman season of 1991. . . majored in sociology.

PERSONAL: Played wide receiver and defensive back at Edgewood Regional High School in Atco, New Jersey. . . was the Saints' recipient of the 1995 Ed Block Courage Award, just the second NFL rookie to receive the honor since it was first given out in 1984. . . uncle, Jim Smith, played wide receiver with the Pittsburgh Steelers from 1977-82. . . single. . . lives in Kenner. . . full name is Lee Collins DeRamus.

**56****ERNEST DIXON**

Linebacker Year With Saints: 3 Year in NFL: 3

Ht: 6-1 Wt: 240 College: South Carolina

Born: October 17, 1971 at York, Colorado

Joined Saints: Free Agent, 1994

PRO: Was one of five rookie free agents to make the Saints' opening day roster in 1994. A hard-hitting linebacker, whose speed makes him excel as a pass rusher. Contract runs through 1996 with no option. **1995** — Following an intense offseason training regimen, came to camp about 10 pounds lighter than in his rookie season. . . appeared in all 16 games, including five starts, three at strongside linebacker and two at right defensive end. . . also came in at end spot in passing situations. . . recorded 32 total tackles, including four sacks, which ranked fourth on the club. . . also intercepted two passes, defended four passes and forced two fumbles on the year. . . first career sack came at St. Louis, 9/10. . . registered a career-high seven tackles, including a sack, vs. Philadelphia 10/1. . . accounted for first career interception, vs. Miami 10/15. . . had key interception at end of first half in win over Carolina, 11/26, leading to a field goal. . . added three stops on special teams during the course of the season. **1994** — Played in 15 games, including one start. . . opened at left outside linebacker in place of an injured Darion Conner, vs. Rams 10/23. . . saw spot duty on defense for most of the season, and came up with three stops. . . excelled on special teams where he tied for fifth with seven tackles, including three at Tampa Bay 9/18 when he was awarded a game ball in the kicking game. . . was inactive vs. Atlanta 11/13 with a pulled hamstring.

COLLEGE: Spent one year at Fork Union Military Academy in Virginia before enrolling at South Carolina, where he played 1990-93. . . registered 182 tackles in his career, including 11 tackles for loss and 8.5 sacks. . . was a first-team All-SEC pick as a senior. . . earned a sack against Louisiana Tech in his junior season of 1992, when he beat Willie Roaf, the only sack Roaf yielded as a senior. . . played in the Blue-Gray and East-West Shrine Games. . . earned degree in psychology.

PERSONAL: Attended Fort Mill (South Carolina) High School. . . is third cousins of Cincinnati linebacker Gerald Dixon. . . speaks regularly to various youth groups in the New Orleans area. . . single. . . lives in Fort Mill, S.C. . . full name is Ernest James Dixon.

GAMES STARTED/PLAYED: (1994, 1/15); (1995, 5/16). Totals 6/31.

Year	TACKLES			No.	SACKS Yards Lost
	Tkl	Asst	Tot.		
1994	9	1	10	None	
1995	29	6	35	4	15
Totals	38	7	45	4	15

Additional Stats: Interceptions: 1995, 2-17 Yards, 11 Long. Passes Defensed: 1995, 4. Forced Fumbles, 1995, 2.

**72****JIM DOMBROWSKI**

Guard Year With Saints: 11 Year in NFL: 11

Ht: 6-5 Wt: 300 College: Virginia

Born: October 19, 1963 at Williamsville, New York

Joined Saints: Draft Choice No. 1, 1986

PRO: Sixth player and first offensive lineman selected in the 1986 draft. A tackle early on in his career, slowly moved into guard spot in middle of the 1989 campaign after spending first 3 1/2 years at tackle. Can still go back to tackle in a pinch. Has played in 138 straight games, the longest current streak on the club and second overall in club history. One of the most durable players in team history, has played in all 16 games every season since 1988. With appearances in each of the first six contests of 1996, would eclipse the club record for consecutive games played of 143 now held by Eric Martin. 141 games played overall is 11th on the Saints' all-time chart. With 16 games played in 1996, can move into eighth position. Possesses quick feet, is an excellent run blocker, has improved his pass blocking each year with the Saints. Intelligent player who prepares well. Contract runs through 1997 with no option. **1995** — Started all 16 games at left guard, and did not miss an offensive snap for the second consecutive season. . . turned in another productive year. . . was awarded an offensive game ball in four of Saints' seven victories. **1994** — Returned to starting lineup and opened all 16 games at left guard and did not miss an offensive snap. . . had one of his best seasons as a pro, and was one of the most effective offensive linemen on the team according to the coaching staff. . . was awarded an offensive game ball in three of the seven wins. **1993** — Appeared in all 16 games, marked the first time in the last six years he did not serve as a starter. . . opened two contests on the year, at LG vs. Rams 12/12 in place of an injured Chris Port, and at LG at Philadelphia 12/26 with injury to Joel Hilgenberg. . . saw action as a reserve at LG in each of the 14 games he did not start. **1992** — Started all 16 games for fifth consecutive year. . . was the only offensive lineman to take part in every offensive snap, the third straight year he had done that. . . was part of a line that yielded a league-low 15 sacks. **1991** — Started all 16 games at LG, one of only two offensive linemen (Stan Brock) to open every contest. . . played every offensive snap for the second consecutive season. . . allowed only 1.5 sacks on the season, including a string of 12 straight without yielding one. . . versatility proved valuable as he filled in at LT spot in second half at Phoenix, 12/22. . . part of a line that allowed just 19 sacks, second fewest in the NFL. **1990** — Started all 16 games, spent first full season at guard, as he and Kevin Haverdink gave Saints a solid left side. . . one of four Saints starting offensive linemen to line up for every snap. . . also part of a line that yielded only 20 quarterback sacks, second fewest in the NFL. **1989** — Opened all 16 contests, began first nine games at familiar left tackle spot, was moved inside to left guard for remainder of season following injury to Brad Edelman. . . one of Saints' most effective linemen despite the fact he played the first three games with a cast to protect a thumb he injured during the preseason. **1988** — Had his most productive season as a pro to that point following rigorous offseason conditioning program in which he gained strength and stamina, and in the process dropped about ten pounds. . . started all 16 games at left tackle, one of only two Saints offensive linemen to start every game (C Steve Korte). . . added quickness as a result of offseason program was apparent on the field. **1987** — In what was, effectively, his rookie season, started 10 games at left tackle. . . missed first two games of season (knee sprain). . . learned on-the-job. **1986** — Showed tumultuous ability, earned starting spot at left tackle. . . broken bone in his foot early in game three, at San Francisco 9/21, ended his season. . . played the rest of the game with the broken foot.

COLLEGE: Consensus All-America selection his senior season and All-ACC three years. . . one of 12 Lombardi Award nominees as a senior, one of only two offensive linemen nominated. . . recipient of NCAA Top Six Award based on academics/athletics/leadership. . . started 45 consecutive

games for Cavaliers. . . played in Hula and Senior Bowls. . . holds degree in biology, played final year of college football as a graduate student.

PERSONAL: Attended Williamsville (New York) South High School. . . serves as honorary chairman for the annual "Pole Bowl" bowling tournament which benefits "A Child's Wish". . . married (Sandy) with daughter (Carter Elizabeth 2/23/89) and sons (Matthew James 6/11/91 and John Alexander 6/29/93). . . family lives in Mandeville. . . full name is James Matthew Dombrowski.

GAMES STARTED/PLAYED: (1986, 3/3); (1987, 10/10); (1988, 16/16); (1989, 16/16); (1990, 16/16); (1991, 16/16); (1992, 16/16); (1993, 2/16); (1994, 16/16); (1995, 16/16). Totals 127/141.

PLAYOFF GAMES STARTED/PLAYED: (1987, 1/1); (1990, 1/1); (1991, 1/1); (1992, 1/1). Totals 4/4.




TORY EPPS

Defensive Tackle Year With Saints: 2 Year in NFL: 7
Ht: 6-1 Wt: 280 College: Memphis
Born: May 28, 1967 at Uniontown, Pennsylvania
Joined Saints: Unrestricted Free Agent, 1995 (Chicago)

PRO: Was originally selected by Atlanta in the eighth round of the 1990 draft (195th overall). Signed with Chicago 11/9/93 after being released by the Falcons and the Chargers. Besides proving as a steady performer on defense in his six seasons, Tory has excelled on special teams, where he has blocked four field goals in his career. Signed a two-year contract with the Saints as an unrestricted free agent, 4/27/95. **1995** — Saw action in 12 games as a reserve defensive tackle, was inactive for three. . . recorded six tackles on the year. . . had a season-high three stops, at Giants 9/24. **1994** — Appeared in six games in his first full season with the Bears, was inactive for 10 contests. . . recorded four tackles on the year, including a sack, at Miami 11/13. **1993** — Started the season with Atlanta. . . played in two games and was inactive for three with the Falcons before being waived 10/14. . . signed by San Diego 10/20 and released by the Chargers 10/29. . . signed with the Bears 11/9, played in three games and was inactive for five. **1992** — Started five of the 16 games in which he played and tallied 54 tackles. . . had a season-high six stops on three occasions. . . also forced a fumble and recovered one. **1991** — Played in all 16 games, opened two, and registered 60 tackles. . . only sack of the year came at Kansas City, 9/1. . . blocked a field goal on the year, vs. San Francisco 11/3. **1990** — Started 15 contests at nose tackle after beating out incumbent Tony Casillas. . . tallied 84 tackles and three sacks, including one in each of the 49ers games. . . had a career-high nine stops twice, at Pittsburgh 11/14 and vs. San Francisco 10/14. . . blocked three field goals on the year, including two at San Francisco, 9/23. . . also had one vs. Phoenix, 12/9. . . was named to numerous all-rookie teams.

COLLEGE: Began his college career as a linebacker before being moved to nose tackle midway through his freshman year. . . finished with 240 tackles, including 24 for loss. . . majored in physical education.

PERSONAL: Was conference MVP and Defensive Player-of-the-Year as a linebacker at Uniontown (Pa.) High School. . . single. . . makes home in Lithonia, Georgia. . . full name is Torrean Douglas Epps.

GAMES STARTED/PLAYED: (1990, 15/16); (1991, 2/16); (1992, 5/16); (1993, 0/5); (1994, 0/6);

(1995, 0/12). Totals 22/71. Totals with Saints 0/12. **PLAYOFF GAMES STARTED/PLAYED:** (1991, 0/2). Totals 0/2.

Year	TACKLES			SACKS	
	Tkl	Asst	Tot.	No.	Yards Lost
1990 (Atlanta)	39	45	84	3	21
1991 (Atlanta)	26	34	60	1	5
1992 (Atlanta)	16	38	54	None	
1993 (Atl.-Chi.)	None			None	
1994 (Chicago)	3	1	4	1	10
1995	6	0	6	None	
Totals	90	118	208	5	36

Additional Stats: Fumbles Recovered (2): 1991, 1; 1992, 1. Forced Fumbles: 1992, 1. Passes Defensed (4): 1990, 2; 1991, 1; 1992, 1. Blocked Kicks (4): 1990, 3 field goals; 1991, 1 field goal.




JIM EVERETT

Quarterback Year With Saints: 3 Year in NFL: 11
Ht: 6-5 Wt: 212 College: Purdue
Born: January 3, 1963 at Albuquerque, New Mexico
Joined Saints: Trade (Rams), 1994

PRO: Was selected by Houston in the first-round (3rd overall) of the 1986 draft. Traded to the Rams 9/18/86 for DE William Fuller, G Kent Hill, first and fifth-round draft choices in 1987, and a first-round pick in 1988. Acquired by the Saints from the Rams 3/18/94 for a 1995 7th-round draft choice. One of the most durable quarterbacks in the NFL. Has missed just one game in his 10-year NFL career as a result of an injury. Consecutive games started streak of 32 is the third-longest current string among NFL quarterbacks (Brett Favre 61, Jeff George 43). Stands in first spot on the Rams' all-time list for pass attempts (3,277), completions (1,847) and yards (23,758). Is second in touchdown passes (142) and completion percentage (56.4%). Holds the five highest single-season passing yardage totals in club history. Passing yardage total of 4,310 in 1989 is 14th most in NFL history. Streak of five straight seasons with 3,000 yards passing (1988-92), is fourth longest in NFL history, trailing only Dan Marino (9, 1984-92), John Elway (7, 1985-91) and Boomer Esiason (6, 1985-90). Seven overall seasons with 3,000 yards is tied for sixth-most in league history. Entering 1996, Jim is in 18th spot on the NFL's all-time chart for passing yardage (31,583), 15th for completions (2,538), and 28th in TD passes (190). He is seventh among quarterbacks who were active last year in career passing yardage, completions and touchdown passes. In two years with the Saints, has completed 691 of 1,107 for 7,825 yards and 48 touchdowns. Completion, yardage and touchdown figures are all third-best in team history. Has put together 25 300-yard passing games in his career, 59 multiple TD games and 20 contests with three or more scores. Contract runs through 1999 with no option. **1995** — Opened all 16 contests for the second straight year and the seventh time in his NFL career. . . compiled another record-breaking season, completed 345 of 567 for 3,970 yards with 26 touchdowns and 14 interceptions, and a QB rating of 87.0. . . eclipsed his own club single-season marks for passing yardage, pass attempts and passer rating. . . 26 TD passes broke the team record of 23 previously held by Archie Manning (1980). . . fell one completion shy of his team-record 346. . . was fifth in the NFC in passing yardage, passer rating and touchdown passes. . . became just the second QB in Saints history to account for 3,000 passing yards

in consecutive seasons (Manning, 1979-81). . . threw just 14 interceptions on the season, INT rate of 2.5% marked the lowest of his career. . . tossed only five INTs over the final nine weeks. . . recorded nine multiple TD games on the season, including four with three or more. . . racked up a season-high 370 yards, including a season-long 70-yard TD strike to Quinn Early, vs. Atlanta 9/17, when he hit on 29 of 43 with 3 TDs and no INTs. . . also tossed three touchdowns the following week, at Giants 9/24, the second time in his career he has thrown three or more scores in consecutive games (games 6-8 of 1989), and the first time since 1989 that a Saint had accomplished the feat (Bobby Hebert, games 6-7). . . accounted for a season-high four touchdowns in 33-30 victory over Miami, 10/15, tying the second-highest TD total of his career and his most as a Saint, marked the most scoring passes by a Saint since Bobby Hebert also had four in the 1988 season-opener. . . completed a season-best 73% of his passes (27-37), with 228 yards and two touchdowns, in win over Indianapolis, 11/12. . . threw for 335 yards with three TDs and no INTs the following week, at Minnesota 11/19, when he surpassed the career 30,000-yard mark on a 48-yard completion to Michael Haynes in the second quarter. . . tied a career-high with 31 completions, at Atlanta 12/10. . . registered 364 yards and two touchdowns, vs. Green Bay 12/16. **1994** — After not seeing action in five of the final six games with the Rams in '93, Jim rebounded with an amazing comeback season that ranked as one of his finest as a pro, and the best-ever by a Saint to that point. . . started all 16 games for the sixth time in his career, and established club single-season records for completions (346), attempts (540), completion percentage (64.1%), passing yardage (3,855), total yards (3,890) and QB rating (84.9). . . became just the third quarterback in team history (6th time) to account for a 3,000-yard season. . . had three 300-yard games, including a 376-yard effort against Washington in week 2, when he fell 1-yard shy of Archie Manning's club-record of 377. . . that output represented the third-highest of his career. . . 31 completions in the Redskins game tied a career-high. . . had eight multiple TD games, including a season-high three in season ending win at Denver, 12/24, in which he threw for 343 yards and completed 85.2% of his passes (23-27), the second-best rate of his career. . . tossed a 75-yard TD pass to Torrance Small in the Broncos game, the fifth longest in Saints history. . . again matched a career-high for completions (31), at San Francisco 9/25, when his 55 pass attempts also marked a personal-best and broke the previous team record held by Manning. . . tossed a season-long 78-yard completion for a TD to Michael Haynes, in win at Atlanta, 12/11, tying the second-longest of his career and the fourth longest in Saints history. **1993** — Opened nine of the 10 games in which he appeared, completed 135 of 274 for 1,652 yards with eight TDs and 12 INTs. . . made 100th career start, at Houston 9/26, and connected on 19 of 28 for 316 yards and three TDs in 28-13 victory, and was named NFC Offensive Player-of-the-Week. . . threw for 294 yards and two TDs, including the two longest passing plays of the season (56 and 60 yards), at Atlanta 10/14. **1992** — Started all 16 games for fifth consecutive season, completed 281 of 475 for 3,323 yards with 22 TDs and 18 INTs. . . yardage and touchdown totals were both third-best in the NFC. . . set a team-mark when he connected on 85.7% of his passes (18-21) in win over Giants 10/18. . . completed 83.3% of his passes (20-24) three weeks earlier, at San Francisco 10/4. . . was named NFC Offensive Player-of-the-Week when he hit on 25 of 38 for 342 yards and three TDs in 51-27 come-from-behind victory at Tampa Bay 12/6. . . threw for four scores and 253 yards at Atlanta 11/1 when he connected on 22 of 33, including a string of 14 straight completions. . . also had streak of 13 consecutive completions the following week, vs. Phoenix. . . put together six multiple TD games on the season. **1991** — Led the NFC in pass attempts (490) and completions (277), was second in passing yardage (3,438). . . had four 300-yard passing games, including a season-high of 346, vs. Saints 11/3. . . had three multiple TD performances. . . threw for 329 yards and three TDs on 26 of 37 passing, vs. Kansas City 11/10. . . completed 16 straight passes in the Chiefs game. **1990** — Became the first Rams QB to play in the Pro Bowl since Pat Haden in 1977. . . completed 307 of 554 for 3,989 yards with 23 TDs and 17 INTs. . . pass attempts marked a club-record, yardage total was first in NFC and second in NFL, touchdown passes were third-most in NFC. . . had a touchdown pass in the first eight games of the sea-

son, extending his club-record streak of games with a TD pass to 14. . . hit on 18 of 25 for 269 yards and four TDs at Tampa Bay 9/16, threw for 372 yards and a pair of TDs two weeks later, vs. Cincinnati. . . tossed for 302 yards and three TDs in win over Atlanta 10/21 and was named NFC Offensive Player-of-the-Week. . . connected on 22 of 29 for 261 yards and four TDs at Cleveland 12/2, tallied 365 yards the following week vs. Saints. . . had four 300-yard passing games and seven multiple TD days on the year. **1989** — Became the first quarterback in Rams history, and the 11th in NFL history to that point, to throw for more than 4,000 yards as he finished second in the NFL with 4,310 yards. . . completed 304 of 518 for an NFL-high 29 touchdowns, was third in the league with a rating of 90.6. . . threw for 368 yards and three TDs on 28 of 35 passing, including 14 consecutive completions, in victory vs. Indianapolis 9/17. . . set a club-record when he connected on 18 straight pass attempts vs. Giants 11/12, when he was named NFC Offensive Player-of-the-Week. . . completed 31 of 51 for 454 yards as he led Rams back from a 17-3 fourth quarter deficit to a 20-17 overtime win at Saints, 11/26. . . attempts and completion totals in that game are second-most in team history, yardage figure is third-best. . . came back the next week and hit on 27 of 37 for 341 yards and four TDs in win at Dallas. . . had four 300-yard passing games and a career-best 10 multiple touchdown outings during regular season. . . was 25 of 44 for 315 yards and two TDs in 19-13 overtime win in divisional playoff game at Giants 1/7. **1988** — Started all 16 games for the first time in his career, hit on 308 of 517 for 3,964 yards with 31 TDs and 18 INTs. . . passing yardage, touchdowns, completions and attempts established Rams single-season records. . . touchdown total led NFL, completion mark of 59.6% was second-best in team history and fourth among NFL starters that year. . . tied a team-record with five touchdown passes in 45-31 win at Giants 9/25. . . put together a career-best five 300-yard passing games, including a season-high 377 on 24 of 45 at Philadelphia 11/6. . . had three or more TDs in a game five times, including four in season-ending win at San Francisco, 12/18. . . had two or more TDs in a game nine times. . . 89.2 passer rating was second in NFC and fourth in NFL. . . was named NFC Offensive Player-of-the-Month for September when he completed 63 of 103 for 739 yards with nine TDs and two INTs, and a passer rating of 104.0 in four outings. **1987** — Started all 11 games in which he appeared, missed the season finale with a bone chip in his ankle sustained vs. Dallas 12/21. . . completed 162 of 302 for 2,064 yards with 10 TDs and 13 INTs on the year. . . connected on 20 of 26 for 324 yards with two TDs, including a career-long 81-yard scoring pass, at Detroit 12/6. **1986** — Appeared in six games with five starts for the Rams, hit on 73 of 147 for 1,018 yards with eight TDs and eight INTs. . . opened each of the final five regular season games, and playoff contest at Washington, 12/28. . . first NFL action came vs. New England 11/16 when he completed 12 of 19 for 193 yards and three TDs in a reserve role. . . hit for a season-long 60-yard scoring pass, at Jets 11/30.

COLLEGE: Finished sixth in the Heisman Trophy balloting as a senior when he completed 285 of 450 (63.3%) for 3,651 yards with 23 TDs and 11 INTs. . . for his career, connected on 572 of 965 for 7,411 yards with 43 TDs and 33 INTs. . . career completion mark of 59.3% is best in school history. . . earned degree with a major in business and a minor in computer science.

PERSONAL: Attended El Dorado High School in Albuquerque, New Mexico, where he lettered four times in football, basketball, wrestling and golf. . . was an all-state quarterback and safety his senior season when he led school to a 13-0 mark and the state AAAA title. . . only played quarterback his final year of high school. . . was captain of golf and football teams, and a member of the National Honor Society. . . since arriving in New Orleans, has spent a majority of his free time working with the Louisiana Special Olympics. . . through a program known as "Jim Everett's Winning Connection", Jim, for each of the last two seasons, has personally contributed \$500 to the Special Olympics for every TD pass he throws. . . during '94 offseason, served as honorary captain for the Louisiana Special Olympics state games. . . was the Saints' recipient of the 1995 True Value Man of the Year award. . . married (Christin) with daughter (Alexa Leigh 4/10/94) and son (Quinn Weston

2/16/96)... enjoys playing golf in his spare time... wears no. 17 in recognition of the day he was informed he would be a Saint, March 17... resides in Coto De Caza, California... full name is James Samuel Everett III.

GAMES STARTED/PLAYED: (1986, 5/6); (1987, 11/11); (1988, 16/16); (1989, 16/16); (1990, 16/16); (1991, 16/16); (1992, 16/16); (1993, 9/10); (1994, 16/16); (1995, 16/16). Totals 137/139. Totals with Saints 32/32. **PLAYOFF GAMES STARTED/PLAYED:** (1986, 1/1); (1988, 1/1); (1989, 3/3). Totals 5/5.

Year	PASSING						RUSHING			
	Att.	Comp.	Yds.	Int.	LG	TD	No.	Yds.	LG	TD
1986 (Rams)	147	73	1018	8	60t	8	16	46	14	1
1987 (Rams)	302	162	2064	13	81t	10	18	83	16	1
1988 (Rams)	517	308	3964	18	69t	31	34	104	19	0
1989 (Rams)	518	304	4310	17	78t	29	25	31	13t	1
1990 (Rams)	554	307	3989	17	55t	23	20	31	15	1
1991 (Rams)	490	277	3438	20	78	11	27	44	10	0
1992 (Rams)	475	281	3323	18	67t	22	32	133	22	0
1993 (Rams)	274	135	1652	12	60t	8	19	38	14	0
1994	540	346	3855	18	78t	22	15	35	14	0
1995	567	345	3970	14	70t	26	24	42	9	0

Totals	4384	2538	31583	155	81t	190	230	587	22	4
Saints Tots.	1107	691	7825	32	78t	48	39	77	14	0

Playoffs

Year	Att.	Comp.	Yds.	Int.	LG	TD	No.	Yds.	LG	TD
1986 (Rams)	18	9	136	2	45	1	1	12	12	0
1988 (Rams)	45	19	247	3	29	2	2	8	6	0
1989 (Rams)	113	59	737	6	55	4	9	27	13	0

Totals	176	87	1120	11	55	7	12	47	13	0
--------	-----	----	------	----	----	---	----	----	----	---

Additional Stats: Sacked (231-1,680 yards): 1986, 5-29 yards; 1987, 17-139 yards; 1988, 28-197 yards; 1989, 29-214 yards; 1990, 30-198 yards; 1991, 30-200 yards; 1992, 26-204 yards; 1993, 18-125 yards; 1994, 21-164 yards; 1995, 27-210 yards. Fumbles (52): 1986, 2; 1987, 2; 1988, 7; 1989, 4; 1990, 4; 1991, 12; 1992, 5; 1993, 7; 1994, 3; 1995, 6.

Career-Highs

Attempts: 55, at San Francisco, 9/25/94
 Completions: 31, 4 different times (3 as a Saint)
 Comp. Pct: 85.7%, vs. Giants, 10/18/92
 Yards Passing: 454, at N.O., 11/26/89
 Long Pass: 81t, at Detroit, 12/6/87
 TDs Passing: 5, at Giants, 9/25/88
 Interceptions: 4, 3 different times
 Rushes: 7, 2 different times
 Yards Rushing: 41, vs. N.O., 12/13/92
 Long Run: 22, vs. N.O., 12/13/92

JIM EVERETT 1995

PASSING						
Game	Att.	Comp.	Yds.	TD	INT	LG
vs. S.F., 9/3	38	23	266	2	1	37
@St. Louis, 9/10	40	24	247	1	1	24
vs. Atlanta, 9/17	43	29	370	3	0	70t
@Giants, 9/24	32	19	256	3	2	30
vs. Phil., 10/1	24	10	102	0	1	29
vs. Miami, 10/15	32	20	242	4	0	25t
@Carolina, 10/22	48	27	241	0	4	22
@S.F., 10/29	26	12	156	0	0	26
vs. St. Louis, 11/5	25	17	189	0	0	20
vs. Ind., 11/12	37	27	228	2	1	32t
@Minn., 11/19	37	25	335	3	0	48
vs. Carolina, 11/26	29	15	195	1	1	27t
@N.E., 12/3	26	17	293	2	1	69t
@Atlanta, 12/10	47	31	287	2	1	39
vs. G.B., 12/16	45	29	364	2	1	41
@Jets, 12/24	38	20	199	1	0	22
Totals	567	345	3970	26	14	70t

NFL'S ALL-TIME COMPLETION LEADERS STILL ACTIVE

	NFL AT Rank	NFL Seasons	Completions
1. Dan Marino	1	13	3,913
2. Warren Moon	4	12	3,380
3. John Elway	5	13	3,346
4. Dave Krieg	7	13	2,866
5. Boomer Esiason	10	12	2,661
6. Jim Kelly	12	10	2,652
7. JIM EVERETT	15	10	2,538

NFL'S ALL-TIME PASSING YARDAGE LEADERS STILL ACTIVE


	NFL AT Rank	NFL Seasons	Yards
1. Dan Marino	1	13	48,841
2. Warren Moon	4	12	42,177
3. John Elway	5	13	41,706
4. Dave Krieg	8	16	35,668
5. Boomer Esiason	10	12	34,149
6. Jim Kelly	16	10	32,657
7. JIM EVERETT	18	10	31,583

NFL'S ALL-TIME LEADERS IN TOUCHDOWN PASSES STILL ACTIVE

	NFL AT Rank	NFL Seasons	TD Passes
1. Dan Marino	1	13	352
2. Dave Krieg	7T	16	247
Warren Moon	7T	12	247
4. John Elway	13	13	225
5. Boomer Esiason	14T	12	223
Jim Kelly	14T	10	223
7. JIM EVERETT	28	10	190

NFL'S ALL-TIME LEADERS IN 3,000-YARD PASSING SEASONS

	No.	NFL Seasons
1. Dan Marino	11	13
2. John Elway	10	13
3. Joe Montana	8	14
Jim Kelly	8	10
Warren Moon	8	12
6. Boomer Esiason	7	12
JIM EVERETT	7	10

**55****MARK FIELDS**

Linebacker Year With Saints: 2 Year in NFL: 2
 Ht: 6-2 Wt: 244 College: Washington State
 Born: November 9, 1972 at Los Angeles, California
 Joined Saints: Draft Choice No. 1, 1995

PRO: Was selected in the first round (13th overall, first linebacker) of the 1995 draft, the first time the Saints had tabbed a linebacker in the first round since Alvin Toles in 1985. An excellent athlete who plays with a great deal of intensity and aggressiveness. Contract runs through 1998 with no option. **1995** — Played in all 16 games, including three starts at the weakside linebacker spot. . . registered 40 tackles and a sack. . . added seven stops on special teams, which tied for sixth on the squad. . . recorded seven tackles (5 solo) in season-opener, vs. San Francisco 9/3, when he became the first rookie to start at linebacker for the Saints on opening day since Rickey Jackson in 1981. . . tallied a season-high 13 tackles on defense (9 solo), vs. Giants 9/24, when he also had a tackle on special teams. . . opened three of the first four contests of the season, majority of playing time for the remainder of the year came on special teams. . . saw increased action on defense over the final quarter of the season. . . was credited with seven stops (5 solo) in season-ending win at Jets, 12/24. . . was an all-rookie choice by Pro Football Weekly/PFWA and College and Pro Football Newsweekly.

COLLEGE: Was the Pac 10 Defensive Player-of-the-Year as a senior, the only year he started for the Cougars. . . recorded 96 tackles, including 16.5 for loss and 7.5 sacks in 1994. . . was a reserve strongside linebacker in 1992 prior to sitting out 1993. . . did not play in 1991 after transferring from Los Angeles Southwest Junior College, where he was an All-Southern California Conference first team choice in 1990, when he amassed 88 tackles, including 16 for loss and 12 sacks. . . majored in sociology.

PERSONAL: Played both fullback and linebacker at Washington High School in Cerritos, Calif., where he earned all-Southern League, all-city and team Defensive MVP accolades as a junior and senior. . . was one of the nation's top running backs following his senior year. . . also received all-league honors in baseball, and was drafted as an outfielder by the Seattle Mariners in 1989. . . purchased an English Bulldog the week of the 1995 NFL draft, which he named "Saint" after being selected by the Saints. . . single. . . resides in Cerritos, Calif. . . full name is Mark Lee Fields.

GAMES STARTED/PLAYED: (1995, 3/16).

Year	TACKLES			No.	SACKS Yards Lost
	Tkl	Asst	Tot.		
1995	37	10	47	1	8

IN THAT NUMBER

Kicker Chip Lohmiller played in each of the first eight games for the Saints in 1995 before being released. During his time in New Orleans, he wore uniform No. 2, the only player in club history to claim that jersey. Prior to last season, it was the last number never to have been worn by a Saint in a regular season game.

**52****RICHARD HARVEY**

Linebacker Year With Saints: 2 Year in NFL: 7
 Ht: 6-1 Wt: 242 College: Tulane
 Born: September 11, 1966 at Pascagoula, Mississippi
 Joined Saints: Unrestricted Free Agent (Denver), 1995

PRO: Selected by Buffalo in the 11th-round (305th overall) of the 1989 draft. Spent all of 1989 on injured reserve with a shoulder injury. Signed by New England as a free agent for 1990, was released following the 1991 regular season opener. Signed by Buffalo during 1992 offseason. Joined Denver in 1994 as an unrestricted free agent. Signed with the Saints as an unrestricted free agent 4/3/95. Can play all three linebacker positions in the Saints' 4-3 scheme. Contract runs through 1996 with no option. **1995** — Proved to be one of the most valuable additions to the Saints' defense. . . did not begin the season as the starter, but by week three had earned a starting assignment that he kept for the remainder of the year. . . played all three linebacker spots during the course of the season, but spent a majority of his time at the weakside spot. . . appeared in all 16 games with 14 starts, led team with a career-high 112 total tackles. . . also recorded a pair of sacks, seven passes defended and a forced fumble on the season. . . in first start as a Saint, vs. Atlanta 9/17 when he opened as lone linbacker in dime defense, registered a team-high 11 tackles. . . posted a career-high 14 stops the following week, at Giants 9/24. . . had 12 tackles, including his first career sack, vs. Miami 10/15, when he was awarded a defensive game ball. . . defended three passes, at Carolina 10/22. . . also contributed three tackles on special teams on the year. **1994** — Played in all 16 games, including one start at left linebacker, vs. San Diego 10/23, when he replaced an injured Mike Croel. . . came up with a season-high nine tackles in the 20-15 win over the Chargers. . . overall, tallied 21 tackles and two passes defended on defense, and six stops on special teams. **1993** — Appeared in 15 games for Buffalo, mostly on special teams. . . registered four tackles on defense, and eight stops and a forced fumble on special teams. . . added one tackle on defense and two on special teams in three playoff games. **1992** — Tallied six tackles in 11 games in his first season with the Bills. . . was inactive for five contests. **1991** — Waived by New England 9/2, a day following the season opener. **1990** — Played in all 16 games, including nine starts for the Patriots, and finished the year with 52 tackles. . . recorded a career-high 11 stops, vs. Washington 12/15.

COLLEGE: Concluded his four-year career with 313 tackles and four interceptions for the Green Wave. . . majored in mechanical engineering.

PERSONAL: Was an all-state, all-district and all-conference choice at Pascagoula (Miss.) High School. . . father, Richard Sr., was a defensive back for the Saints in 1971 after being acquired in a trade with Philadelphia. . . is one of three father-son combinations in Saints history (Earl-Brad Leggett, Steve-Mike Stonebreaker). . . married (Regina) with son (Richard, Jr. 8/5/90) and daughter (Tiffany 7/16/93). . . family resides in Kenner. . . full name is Richard Clemon Harvey.

GAMES STARTED/PLAYED: (1990, 9/16); (1991, 0/1); (1992, 0/11); (1993, 0/15); (1994, 1/16); (1995, 14/16). Totals 24/75. Totals with Saints 14/16.

PLAYOFF GAMES STARTED/PLAYED: (1992, 0/1); (1993, 0/3). Totals 0/4.

Year	TACKLES			SACKS	
	Tkl	Asst	Tot.	No.	Yards Lost
1990 (New England)	33	19	52	None	
1992 (Buffalo)	4	2	6	None	
1993 (Buffalo)	5	7	12	None	
1994 (Denver)	15	12	27	None	
1995	88	27	115	2	9
Totals	145	67	212	2	9

Additional Stats: Fumbles Recovered: 1992, 1. Forced Fumbles (2): 1993, 1; 1995, 1. Passes Defended (9): 1994, 2; 1995, 7.



81

MICHAEL HAYNES

Wide Receiver Year With Saints: 3 Year in NFL: 9

Ht: 6-0 Wt: 184 College: Northern Arizona

Born: December 24, 1965 at New Orleans, Louisiana

Joined Saints: Transition Free Agent (Atlanta), 1994

PRO: Originally drafted by Atlanta in the seventh round (166th overall) in 1988. Signed by the Saints to an offer sheet 3/6/94 after the Falcons made him a transition player. Atlanta opted not to match offer 3/13. Possesses excellent speed, is one of the most dangerous deep threats in the league. Stands in fourth spot on Atlanta's all-time chart with 4,066 receiving yards, fifth with 254 receptions and third with 33 touchdowns. Scored two TDs in a game nine times during his stay in Atlanta, second-most in club history. Has put together 10 100-yard receiving games in his career, and 10 contests with two touchdowns. Has had 15 receptions in his career of over 50 yards, eight of which have gone for touchdowns, and 76 catches of 20 yards or more. In eight seasons, has fumbled just once. Contract runs through 1997 with no option. **1995** — Started 15 of the 16 games in which he played, was fourth on team with 41 receptions, third with 597 receiving yards and first with a 14.6-yard average per catch. . . caught a pass in 12 of 16 contests, including a season-high six for 77 yards, at Atlanta 12/10. . . had four touchdown catches on the year, including two in win over Miami, 10/15, when his only two receptions went for scores (23 and 22 yards). . . had a season-long 48-yard grab, at Minnesota 11/19, which put QB Jim Everett over the 30,000-yard passing mark for his career. **1994** — With the need for speed, the Saints receiving corps was bolstered by Haynes, one of the fastest players in the league. . . started all 16 games in which he played for the third time in his career. . . his 77 receptions were second on the team behind Quinn Early's 82, tied for 11th in the NFC and were the third-most in Saints history. . . 985 receiving yards led team and was also 11th in the conference. . . along with Early's total, the two were the most productive wide receiver tandem in team history, and third in the NFL in 1994. . . five touchdowns tied for second on squad. . . was the only Saint to catch pass in all 16 games. . . equaled a career-high with eight receptions (84 yards), at Chicago 10/9. . . hauled in six for 84 yards, including a 34-yarder for a TD, at Minnesota 11/6. . . accounted for the 10th 100-yard receiving game of his career in his return to Atlanta, 12/11, when he grabbed five passes for 103 yards, including a 78-yard TD, the fourth-longest of his career and fourth longest in New Orleans history. . . also rushed four times for 43 yards with a long of 15 on the season. **1993** — Started all 16 games in which he played, was third on the team and eighth in the NFC with 72 receptions. . . 778 receiving yards ranked second on club and 13th in the conference. . . also had four TD receptions. . . established a career-high with eight catches (55 yards) at Houston 12/5. . . only 100-yard receiving day of season came against Saints, 9/12, when he hauled in seven passes for 182 yards, the third-highest yardage total

of his career. . . had a 98-yard TD reception from Bobby Hebert in that game, the longest in Falcons history and one of two TDs on the day, his only multiple TD game of the year. **1992** — Finished third in the NFL with 16.8-yard average per catch (48-808). . . 10 TD receptions were second on club and tied for fourth in NFL. . . started all 14 contests in which he played, missed two games with a sprained shoulder sustained at Washington 9/13. . . scored on an 89-yard touchdown catch from Chris Miller in the Redskins game before suffering the injury, the longest passing play in team history to that point. . . caught five passes for 113 yards at Tampa Bay 12/13, one of two 100-yard receiving days on the year. **1991** — Started all 16 games for the first time in his career, led the NFL with a 22.4-yard average per catch on 50 receptions for 1,122 yards and a career-best 11 TDs. . . yardage total was first on the club and the fourth-highest figure in team history to that point. . . averaged 44.9 yards per catch on his 11 touchdowns. . . tied a club-record with five 100-yard receiving games. . . caught six passes for 187 yards and a pair of TDs, including an 80-yarder for a score, at Saints 11/24. . . recorded five receptions for 148 yards and two TDs at Dallas 12/22. . . tallied six receptions for 144 yards and two TDs, including a 61-yarder for a score, in playoff game at Saints, 12/28. **1990** — Played in 13 games with 10 starts, missed three contests with a variety of injuries including a fractured hand, ankle sprains, a thigh bruise and a knee sprain. . . caught 31 passes for 445 yards. . . had long reception of 60 yards, at Detroit 9/16. . . had a season-high four catches twice, tallied a season-best 70 yards receiving, vs. Philadelphia 11/18. **1989** — Caught 40 passes for 681 yards and four TDs as he started 11 of the 13 games in which he played. . . caught six passes for a career-high 190 yards, including a 72-yard TD catch, vs. Washington 12/17. . . finished with a pair of scores in the Redskins game. **1988** — Averaged 17.8 yards on 13 catches, four of which were touchdowns. . . caught game-winning scores at Philadelphia 10/30 (49 yards) and vs. Tampa Bay 11/27 (37 yards). . . accounted for his first career two-touchdown game in the Eagles contest.

COLLEGE: Was originally a walk-on at Eastern Arizona Junior College, where he played two years. . . played cornerback and kick returner his first year before being moved to offense as a sophomore, when he played halfback and wide receiver. . . transferred to Northern Arizona where he finished with 49 receptions for 835 yards and nine TDs in two seasons. . . averaged 26.9 yards on 22 kickoff returns as a senior, produced a 25.7-yard norm on 36 returns in his two years at NAU. . . also ran track and was the Big Sky Conference 100 and 200 meter champion as a senior when he competed in the NCAA Championships. . . qualified for the 100 meters at the 1988 Olympic Track and Field Trials in Indianapolis.

PERSONAL: Never played football at Joseph Clark High School in New Orleans, instead played the trumpet in the school's band . . . enjoys listening to music and playing basketball and racquetball in his spare time. . . has participated in the NFL's "Fastest Man" competition, where he finished second by one-hundredth of a second to Alexander Wright in 1993. . . for each of the last two years, has donated \$100 for every touchdown he scores to the Children's Miracle Network. . . also made regular visits to pediatric wards at area hospitals. . . last season, purchased 12 season tickets, which were used by young patients at these hospitals. . . in 1994, served as honorary team captain at the Louisiana Special Olympics State Summer Games held in New Orleans. . . single. . . makes offseason home in Alpharetta, Georgia. . . full name is Michael David Haynes.

GAMES STARTED/PLAYED: (1988, 5/15); (1989, 11/13); (1990, 10/13); (1991, 16/16); (1992, 14/14); (1993, 16/16); (1994, 16/16); (1995, 15/16). Totals 103/119. Totals with Saints 31/32.

PLAYOFF GAMES STARTED/PLAYED: (1991, 2/2).

RECEIVING

Year	No.	Yards	Avg.	LG	TD
1988 (Atlanta)	13	232	17.8	49t	4
1989 (Atlanta)	40	681	17.0	72t	4
1990 (Atlanta)	31	445	14.4	60	0
1991 (Atlanta)	50	1122	22.4	80t	11
1992 (Atlanta)	48	808	16.8	89t	10
1993 (Atlanta)	72	778	10.8	98t	4
1994	77	985	12.8	78t	5
1995	41	597	14.6	48	4
Totals	372	5648	15.2	98t	42
Saints Totals	118	1582	13.4	78t	9

Playoffs

Year	No.	Yards	Avg.	LG	TD
1991	7	159	22.7	61t	2

Additional Stats: Kickoff Returns: 1988, 6-18.8 avg., 25 Long. Rushing (8-78 yards, 21 Long): 1989, 4-35 yards, 21 Long; 1994, 4-43 yards, 15 Long. Fumbles: 1994, 1.


Career-Highs

Receptions: 8, at Houston, 12/5/93; at Chicago, 10/9/94

Yards Receiving: 190, vs. Washington, 12/17/89

Long Reception: 98t, vs. New Orleans, 9/12/93

TDs: 2, 10 different times



TOM HODSON

Quarterback Year With Saints: 2 Year in NFL: 5

Ht: 6-3 Wt: 195 College: LSU

Born: January 28, 1967 at Raceland, Louisiana

Joined Saints: Free Agent, 1995

PRO: A veteran quarterback with starting experience in the NFL. Was originally the third-round draft choice (59th overall, 3rd quarterback) of New England in 1990. Played with the Patriots for three seasons before being waived in 1993 training camp. Had brief appearances with Miami (1993) and Dallas (1994). Contract runs through 1997 with no option. **1995** — Was in an NFL training camp for the first time in two years, and stepped up to claim the no. 2 quarterback spot. . . played in four games on the season, two at QB. . . came in for an injured Jim Everett, vs. Atlanta 9/17, and completed a 9-yard pass on his only attempt. . . subbed for an injured Everett in fourth quarter vs. Philadelphia, 10/1, and hit on two of four. . . served as the holder on placements for games 7-8. . . following an errant snap on an extra point attempt, at San Francisco 10/29, connected with Wesley Walls for a two-point conversion as Saints went on for 11-7 victory. **1994** — Did not attend an NFL training camp, was with Dallas for one week and was inactive for his only game on the 53-man roster. **1993** — Was released by the Patriots in training camp. . . spent three games with Miami, was inactive each time. **1992** — Opened three games as the quarterback, appeared in six others as the holder on field goals and extra points. . . completed 25 of 43 for 267 yards and two touchdowns, at Miami 10/18, his first start of the season. . . sustained a fractured thumb, vs. Saints 11/8, and spent the final seven games of the season on injured reserve.

1991 — Started each of the first three contests, and served as the holder on placements for all 16. . . connected on 13 of 18 for 136 yards and a TD in season-opening win, at Indianapolis 9/1. **1990** — Opened each of the final six games of his rookie year for the Patriots. . . made first career start, at Phoenix 11/29, and was name Miller Lite Player of the Game as he completed 17 of 29 for 182 yards and two touchdowns. . . compiled a season-high 211 yards the following week, vs. Kansas City 12/2. . . had a career-long 56-yard completion, to Irving Fryar, vs. Washington 12/15.

COLLEGE: Was a four-year starter for the Tigers. . . received All-SEC accolades each of his four seasons. . . finished his career as the owner of 19 school records and six conference marks. . . threw for 9,115 yards, the first quarterback in SEC history to surpass the 8,000-yard passing plateau. . . 2,655 yards as senior in 1989 is an LSU single-season record. . . started all but one game in his four seasons. . . majored in business administration.

PERSONAL: Was an All-America and All-State quarterback at Central Lafourche (La.) High School in 1984. . . also averaged 27.4 points per game on the basketball team as a senior. . . married (Andrea) with twin daughters (Catherine and Christina 12/26/94) . . . family resides in Baton Rouge. . . full name is Thomas Paul Hodson.

GAMES STARTED/PLAYED: (1990, 6/7); (1991, 3/16); (1992, 3/9); (1993, 0/0); (1994, 0/0); (1995, 0/4). Totals 12/36. Totals with Saints 0/4.

Year	PASSING						RUSHING			
	Att.	Comp.	Yds.	Int.	LG	TD	No.	Yds.	LG	TD
1990 (N.E.)	156	85	968	5	56	4	12	79	23	0
1991 (N.E.)	68	36	345	4	32	1	4	0	1	0
1992 (N.E.)	91	50	496	2	54t	2	5	11	5	0
1995	5	3	14	0	9	0	0	0	0	0
Totals	320	174	1823	11	56	7	21	90	23	0
Saints Tot.	5	3	14	0	9	0	0	0	0	0

Additional Stats: Sacked (41-300 yards): 1990, 20-147 yards; 1991, 9-57 yards; 1992, 12-96 yards. Fumbles (3): 1991, 2; 1992, 1.

Career-Highs

Attempts: 43, at Miami, 10/18/92

Completions: 25, at Miami, 10/18/92

Comp. Pct: 65.4%, at Buffalo, 11/1/92

Yards Passing: 267, at Miami, 10/18/92

Long Pass: 56, vs. Washington, 12/15/90

TDs Passing: 2, at Phoenix, 11/25/90; at Miami, 10/18/92

Interceptions: 2, 3 different times

**33****TYRONE HUGHES**

Cornerback/Kick Returner Year With Saints: 4 Year in NFL: 4

Ht: 5-9 Wt: 175 College: Nebraska

Born: January 14, 1970 at New Orleans, Louisiana

Joined Saints: Draft Choice No. 5, 1993

PRO: Is gradually adapting to the cornerback position after a college career in which he spent most of his time as a wide receiver. After just three seasons, has become one of the most dangerous return men in the NFL. Holds ten Saints career records including most punt return yards (908), longest punt return (83t), most punts returned for touchdowns (2), most kickoff returns (159), most kickoff return yards (3,926), most kickoffs returned for touchdowns (3), most combined returns (245), most combined yards (4,834), most combined returns for touchdowns (5) and most fumbles returned for touchdowns (2). Was the 137th player selected overall in the 1993 draft. Contract runs through 1996. **1995** — Saw his playing time on defense increase once again. . . played in all 16 games, primarily in dime situations. . . started two contests as Saints opened in dime scheme. . . registered 18 total tackles on defense to go along with two interceptions and five passes defended. . . had three tackles and an interception, vs. Atlanta 9/17. . . posted three stops and two passes defended, vs. Carolina 11/26. . . again flourished in the return game, where he finished third in the NFC in kickoff returns (24.5 avg.) and eighth in the conference in punt returns (9.4 avg.). . . 66 total kickoff returns and 1,617 kickoff return yards eclipsed the NFL and Saints records of 63 and 1,556 he established in 1994. . . 94 combined kickoff and punt returns tied with Kansas City's Tamarick Vanover for the third-most in NFL history. . . with 1,879 total kickoff and punt return yards, fell 51 yards shy of the NFL's single-season mark of 1,930 held by Washington's Brian Mitchell (1994). . . was named NFC Special Teams Player-of-the-Week for the second time in his career, in win at San Francisco, 10/29, when he returned two kickoffs for 55 yards and brought back two punts for 78 yards. . . 74-yard punt return, tying for the second-longest of his career, set up a first half field goal. . . 38-yard kickoff return to open the second half made possible the Saints' only TD of the game in the 11-7 decision. . . also came up with an interception in the 49ers game. . . had a season-long 83-yard kickoff return in victory over Carolina, 11/26, when he amassed 116 kickoff return yards, 30 punt return yards (2 rets.) and two tackles on special teams, and was awarded a game ball in the kicking game. . . tied a club record with six punt returns, at Carolina 10/22. . . equaled his own team mark when he fielded eight kickoffs, at Minnesota 11/19. . . nine tackles on special teams on the year ranked fourth on the squad. **1994** — Followed up sensational rookie season with a record-setting performance. . . set or tied six club single-season records, and two NFL marks, including most kickoff returns (63) and kickoff return yards (1,556). . . was sixth in NFC with a 24.7-yard kickoff return average. . . turned in unbelievable performance in 37-34 win over Rams, 10/23, when he made his first NFL start, at right cornerback in place of an injured Cal Lee. . . set or tied four NFL marks, including most kickoff return yards (304), combined kickoff and punt return yards (347), kickoffs returned for touchdowns (2) and total returns for touchdowns (2). . . brought back seven kickoffs for an NFL-record 304 yards, including returns for TDs of 98 and 92 yards. . . became just the fourth player in NFL history to return two kickoffs for TDs in a game, and the 15th to have two total returns for scores in a game. . . also came up with the first interception of his career, leading to a field goal. . . had a key interception at end of first half in win over Atlanta, 11/13, to prevent potential score. . . put together a punt return mark of 6.8 yards per return on the year. . . established a club-record with eight kickoff returns (196 yards), vs. San Diego 10/16. . . played in 15 games overall with five starts, four at RCB and one as part of a six DB set. . . recorded 36 total tackles (31 solo), two interceptions, seven passes defended and two fumble recoveries. . . both recoveries went for touchdowns, tying a team career record held by four others, and a single-season mark also held by

Pig Goff. . . 86-yard return, vs. San Francisco 11/28, is the longest in team history, surpassing the previous best of 85 yards by Ernie Jackson (vs. Atlanta, 10/15/72). . . also had a 42-yard fumble return for a score, at Raiders 11/20. . . tallied a career-high 10 stops (9 solo), vs. San Francisco 11/28. . . was inactive with a knee injury, at Rams 12/4. **1993** — Became the fourth rookie in Saints history to earn a spot in the Pro Bowl, led the NFL in punt returns with a 13.6-yard average, was second in kickoff returns with a 25.1-yard norm. . . 503 punt return yards broke previous club record of 436 set by Jeff Groth in 1981. . . became first Saint to return two punts for touchdowns in a season and a career, brought one back 74 yards for a score in a 37-6 win at Rams 10/3, returned one 83 yards for a touchdown at Philadelphia 12/26. . . the 83-yarder is the longest in team history and the third-longest in the NFL in '93. . . returned a kickoff 99 yards for a touchdown to tie game, at Minnesota 11/28, as Saints won 17-14, was named NFC Special Teams Player-of-the-Week. . . became the first NFL player since the Rams Ron Brown in 1985 to return three kicks for touchdowns in a season. . . had seven kickoff returns of 30 yards or more, and five punt returns of 20 yards or more. . . 128 total punt return yards against Rams are third-most in Saints history. . . tallied four tackles on special teams unit on the year. . . did not see time on defense until final game of season when he was forced into action as a result of injuries. . . was named to every all-rookie team as a returner, as well as PFWA/Pro Football Weekly All-NFL kickoff returner.

COLLEGE: Played wide receiver for the Cornhuskers until the final four games of his junior season when he was switched to cornerback, a move necessitated by a broken wrist. . . played both split end and defensive back as a senior, and became the first player in Nebraska modern history to play offense and defense in the same game. . . was the top return man for the Huskers each of his four seasons, finished career with a 23.4-yard average and a touchdown on 65 kickoff returns, and a 12.3-yard average on 68 punt returns. . . led the Big Eight in punt returns as a freshman. . . topped the conference in kickoff returns as a sophomore and junior, set a school-record with a 29.1-yard average on kickoff returns his sophomore year. . . also rushed for 80 yards on 33 attempts, and caught 31 passes for 451 yards and a TD in his four seasons. . . played in the Senior Bowl. . . earned degree in consumer science.

PERSONAL: Was the Louisiana Offensive Player-of-the-Year as a senior (1987) at St. Augustine High School in New Orleans, when he rushed for 845 yards on 62 carries from his wingback spot, and caught 20 passes for 601 yards. . . also scored 22 touchdowns, and averaged 40.4 yards on kickoff returns and 14-yards on punt returns. . . was the first native New Orleanian drafted by the Saints since RB Gill Fenerty (Jesuit HS) was tabbed in the seventh round in 1986. . . is active in the community, has formed the "Tyrone Hughes Foundation", which raises money to benefit area youth groups. . . single. . . resides in River Ridge. . . full name is Tyrone Christopher Hughes.

GAMES STARTED/PLAYED: (1993, 0/16); (1994, 5/15); (1995, 2/16). Totals 7/47.

Year	KICKOFF RETURNS					PUNT RETURNS					
	No.	Yds.	Avg.	LG	TD	No.	FC	Yds.	Avg.	LG	TD
1993	30	753	25.1	99t	1	37	21	503	13.6	83t	2
1994	63	1556	24.7	98t	2	21	8	143	6.8	35	0
1995	66	1617	24.5	83	0	28	22	262	9.4	74	0
Tots.	159	3926	24.7	99t	3	86	51	908	10.4	83t	2

Year	TACKLES			INTERCEPTIONS			FUMBLES RECOVERED			
	Tkl	Asst	Tot.	No.	Yds.	TD	No.	Yards	LG	TD
1993	4	0	4	None			3	128	86t	2
1994	38	5	43	2	31	0	None			
1995	26	1	27	2	0	0				
Totals	68	6	74	4	31	0	3	128	86t	2

Additional Stats: Passes Defensed (12): 1994, 7; 1995, 5. Fumbles (9): 1994, 7; 1995, 2.

Career-Highs

Tackles: 10, vs. San Francisco, 11/28/94
 Punt Returns: 6, at Carolina, 10/22/95
 Punt Return Yards: 128 at Rams, 10/3/93
 Long Punt Return: 83t at Philadelphia, 12/26/93
 Kickoff Returns: 8, vs. San Diego, 10/16/94; at Minnesota, 11/19/95
 Kickoff Return Yards: 304 vs. Rams, 10/23/94 (NFL record)
 Long Kickoff Return: 99t at Minnesota, 11/28/93
 Combined Kickoff & Punt Return Yards: 347 vs. Rams, 10/23/94 (NFL record)



96

DAMEIAN JEFFRIES

Defensive End Year With Saints: 2 Year in NFL: 2
 Ht: 6-4 Wt: 277 College: Alabama
 Born: May 7, 1973 at Sylacauga, Alabama
 Joined Saints: Draft Choice No. 4, 1995

PRO: An extremely athletic player whose forte is his ability to rush the passer. Should improve after having an offseason to build size and strength. Was the 108th pick overall of the 1995 draft. Contract runs through 1997 with no option. **1995** — Appeared briefly in two games, was inactive for 12. . . was credited with an assist, at Giants 9/24.

COLLEGE: Began his career as an outside linebacker for the Crimson Tide before being moved to defensive end midway through his freshman season of 1991. . . in four years, amassed 91 tackles, including four for loss and 12 sacks. . . also had four fumble recoveries, four forced fumbles, two interceptions and five passes defensed. . . posted a career-high 44 tackles and eight sacks as a senior, when he started 11 of 12 games. . . played in the Senior Bowl. . . majored in business.

PERSONAL: Was an all-state selection as a senior at B.B. Comer High School in Sylacauga, Ala., where he was rated as the top tight end prospect in the nation by Super Prep Magazine. . . had 18 receptions for 327 yards and 10 touchdowns as a tight end, and 131 tackles, including 10 sacks, from his defensive end spot. . . is one of 11 children. . . single. . . resides in Sylacauga.

GAMES STARTED/PLAYED: (1995, 0/2).



94

JOE JOHNSON

Defensive Tackle Year With Saints: 3 Year in NFL: 3
 Ht: 6-4 Wt: 270 College: Louisville
 Born: July 11, 1972 at Cleveland, Ohio
 Joined Saints: Draft Choice No. 1, 1994

PRO: Was the 13th player overall and the fifth defensive lineman taken in the 1994 draft, a choice acquired from the Jets in an exchange of first-round picks. Possesses great strength and leverage. A young player who's still growing. Can play either defense tackle or end in 4-3 defense. Contract runs through 1997 with no option. **1995** — Came to camp about 30 pounds lighter than in his rookie season following a rigorous offseason program. . . started all 14 games in which he appeared, 12 at left end and two at nose tackle. . . placed ninth on the club with 50 total tackles. . . 5.5 sacks (32.5 yards lost) were third on the team. . . also forced a fumble on the season. . . was inactive for games 7-8 with a sprained ankle. . . first full sack of the year came in his return to hometown, at St. Louis 9/10. . . started at nose tackle vs. Atlanta, 9/17, as Saints were in dime package most of the game, and recorded nine tackles (7 solo), including a sack. . . had best game of his career in season-ending shutout win at Jets, 12/24, when he posted 10 total tackles (7 solo) and two sacks, and was awarded a defensive game ball. **1994** — Opened the season as a reserve, but by week two had earned a starting spot at right end. . . tied for 10th on the club with 44 tackles (36 solo). . . registered five tackles, his only sack of the year and a forced fumble, vs. Giants 10/2. . . tallied a season-high seven tackles, including a forced fumble that led to a TD, and was awarded a defensive game ball in win at Rams, 12/4. . . blocked a Chris Boniol 20-yard field goal attempt, vs. Dallas 12/19. . . was inactive with a bruised knee, vs. Rams 10/23. . . was a consensus all-rookie selection.

COLLEGE: In three years for the Cardinals, recorded 138 tackles, including 16 for loss, 25 sacks and eight forced fumbles. . . started every game at right end in a 4-3 scheme his final season, and came up with 66 tackles, including 17 sacks and eight stops for loss, three forced fumbles and two passes defensed. . . was redshirted as a freshman, came out of school with one year of eligibility still remaining. . . majored in computer science.

PERSONAL: Was an all-state, all-conference and all-district selection as an offensive tackle and defensive end at Jennings High School in St. Louis, Missouri. . . is an avid weightlifter. . . in his final year at Louisville, drove four miles through a major snowstorm to attend a scheduled workout. . . single. . . makes offseason home in St. Louis. . . full name is Joe T. Johnson.

GAMES STARTED/PLAYED: (1994, 14/15); (1995, 14/14). Totals 28/29.

Year	TACKLES			SACKS	
	Tkl	Asst	Tot.	No.	Yards Lost
1994	36	8	44	1	7
1995	36	14	50	5.5	32.5
Totals	72	22	94	6.5	39.5

Additional Stats: Fumbles Recovered: 1994, 1. Forced Fumbles (3): 1994, 2; 1995, 1. Passes Defensed: 1994, 1. Blocked Kicks: 1994, 1 Field Goal.

Career-Highs

Tackles: 10, at Jets, 12/24/95

Sacks: 2, at Jets, 12/24/95

**58****BRIAN JONES**

Linebacker Year With Saints: 2 Year in NFL: 3

Ht: 6-1 Wt: 250 College: Texas

Born: January 22, 1968 at Iowa City, Iowa

Joined Saints: Free Agent, 1995

PRO: Was originally selected by the Raiders in the eighth round of the 1991 draft. Released by the Raiders in camp and signed with Indianapolis, where he spent the '91 campaign. Signed as a Plan B free agent with Miami in 1992 and was waived in camp. Was waived by the Raiders in training camp in 1993 and 1994. Played with the Scottish Claymores of the World League in the spring of 1995, and signed as a free agent with the Saints about a week into training camp, 7/31. Contract expired in 1995, subject to developments. **1995** — Although he didn't sign until less than a week prior to the preseason opener, Brian saw extensive playing time beginning with week 1 of the regular season, vs. San Francisco 9/3, when he posted six tackles. . . started at middle linebacker for the second contest, at St. Louis 9/10, replacing an injured Winfred Tubbs, and turned in a seven-tackle effort. . . went on to play in all 16 games, with seven starts at middle linebacker. . . tallied 47 total tackles, a sack, two passes defended and a forced fumble on the year. . . had a career-high 10 tackles in victory at New England, 12/3. . . recorded the first sack of his career in season finale, at Jets 12/24, when he was credited with five stops and a forced fumble. . . made his mark on special teams where he was third on the squad with 10 stops, including two on three occasions. . . recovered a fumble on kickoff coverage in win over St. Louis, 11/5, which led to a field goal. **1991** — Played in 11 games with the Colts, including one start, after being waived by the Raiders in training camp. . . registered seven total tackles on defense and two more on special teams.

COLLEGE: Led the Longhorns in tackles as a senior with 116, and was named to the All-Southwest Conference team. . . was a second-team all-conference choice as a junior when he topped the team's tackle chart with 108, including seven sacks. . . sat out 1988 after transferring from UCLA, where he played as a true freshman in 1986. . . majored in communications.

PERSONAL: Was an All-America at linebacker his senior year at Dunbar High School in Lubbock, Texas. . . also played tight end and fullback. . . was an all-district pick in basketball as a forward. . . also lettered in baseball as a first baseman and track as a sprinter. . . single. . . resides in Kenner where he took part in offseason conditioning program. . . full name is Brian Keith Jones.

GAMES STARTED/PLAYED: (1991, 1/11); (1995, 7/16). Totals 8/27. Totals with Saints 7/16.

	TACKLES			No.	SACKS Yards Lost
	Tkl	Asst.	Tot.		
1991 (Ind.)	7	2	9	None	
1995	46	11	57	1	6
Totals	53	13	66	1	6

Additional Stats: Fumbles Recovered: 1995, 1. Forced Fumbles: 1995, 1. Passes Defended: 1995, 2.

**74****CLARENCE JONES**

Tackle Year With Saints: 1 Year in NFL: 6

Ht: 6-6 Wt: 280 College: Maryland

Born: May 6, 1968 at Brooklyn, New York

Joined Saints: Unrestricted Free Agent (St. Louis), 1996

PRO: Was originally chosen by the Giants in the fourth round (111th overall) of the 1991 draft. Played three years with New York before signing with the Rams as an unrestricted free agent in 1994. Signed as an unrestricted free agent with the Saints on Mardi Gras day, 2/20/96. Contract runs through 1998 with no option. **1995** — Appeared in 13 games for the Rams, all as a reserve at both left and right tackle. **1994** — Was the Rams' only offensive lineman to start all 16 games. . . opened each contest at left tackle after beating out rookie first-round pick Wayne Gandy for the job in training camp. . . held such sack specialists as Chris Doleman, Rickey Jackson and Derrick Thomas sackless. **1993** — Played in four games for the Giants. **1992** — Was on New York's active roster for the first four games but did not see action. . . was inactive for the next eight games before playing in each of the final three contests as a reserve tackle and in short-yardage situations. **1991** — Spent a majority of his rookie season on injured reserve with an ankle injury sustained in pre-season. . . appeared in the final three games as a reserve tackle and on short-yardage downs.

COLLEGE: Was a four-year letterman for the Terrapins, where he saw action at both tackle spots. . . started each of the final 42 games of his career. . . was a first-team All-ECAC and honorable mention All-ACC choice as a senior. . . majored in political science.

PERSONAL: Attended Central Islip (New York) High School, where he played tackle, tight end and defensive end on a 1985 team that won the league championship. . . was named New York's Gatorade Player-of-the-Year after his senior year. . . married (Shari). . . resides in Islip, N.Y. . . full name is Clarence Thomas Jones.

GAMES STARTED/PLAYED: (1991, 0/3); (1992, 0/3); (1993, 0/4); (1994, 16/16); (1995, 0/14). Totals 16/40.

**61****ED KING**

Guard Year With Saints: 2 Year in NFL: 5

Ht: 6-4 Wt: 300 College: Auburn

Born: December 3, 1969 at Fort Benning, Georgia

Joined Saints: Free Agent, 1995

PRO: A four-year NFL veteran with starting experience at both the guard and tackle spots. Was originally selected by Cleveland in the second round (29th overall) of the 1991 draft. Signed as an unrestricted free agent with Green Bay 6/2/94 and was released prior to the regular season by the Packers. Played with the Barcelona Dragons of the World League in the spring of 1995 before signing with the Saints as a free agent. Contract runs through 1996 with no option. **1995** — Appeared in one game with the Saints, did not see action in 14, was inactive for one. **1994** — Did not play football after being released by Green Bay in training camp. **1993** — Saw action in six games, including two starts, with the Browns. . . did not play in three contests and was inactive for seven. . . was switched from right guard to right tackle in training camp, and opened the first two games of the season at the RT post. **1992** — Played in all 16 contests with 14 starting assignments at right

guard. **1991** — Opened 15 of the 16 games in which he played at right guard, and was named to numerous all-rookie teams. . . became the first Browns rookie offensive lineman to start a game since 1982.

COLLEGE: Was a consensus All-America in his final season of 1990 when he started every game at left guard and did not allow a sack. . . was nominated for the Outland Trophy, symbolic of the country's best lineman. . . lettered three years for the Tigers (1988-90) and was a starter his final 2 1/2 years. . . gave up his final year of eligibility to enter the draft. . . was a Freshman All-SEC choice in 1988. . . majored in liberal arts.

PERSONAL: Was a three-time all-state selection as a tackle at Central High School in Phenix City, Alabama. . . was a Parade and USA Today All-America, as well as the Alabama Player-of-the-Year by USA Today. . . single. . . resides in Strongsville, Ohio. . . full name is Ed E'Dainia King.

GAMES STARTED/PLAYED: (1991, 15/16); (1992, 14/16); (1993, 2/6); (1995, 0/1). Totals 31/39. Totals with Saints 0/1.




ALAN KLINE

Tackle Year With Saints: 2 Year in NFL: 2

Ht: 6-5 **Wt:** 290 **College:** Ohio State

Born: May 25, 1971 at Tiffin, Ohio

Joined Saints: Free Agent, 1994

PRO: A young lineman who keeps improving strength through hard work. Joined Saints as a rookie free agent in 1994. Was waived 8/28/94 and signed to the practice squad, where he spent the first 15 games of the season. Was signed to the 53-man roster for the '94 finale, at Denver 12/24, but was inactive. Contract runs through 1996 with no option. **1995** — Played in three games, two of them strictly on special teams. . . came in at right tackle for an injured Richard Cooper in second quarter of season finale, at Jets 12/24, and played there the rest of the way. . . was inactive for seven games.

COLLEGE: Was an All-Big 10 choice as a sophomore in 1991, and an honorable mention selection his senior year of 1993. . . started every game at left tackle in both 1991 and 1993. . . appeared in every contest as a redshirt freshman in 1990. . . majored in economics.

PERSONAL: Was an All-State, All-District and All-League pick at Columbian High School in Tiffin, Ohio, where he was the team captain. . . also lettered in basketball and track. . . was a National Football Foundation Hall of Fame Scholar Athlete. . . was a regular participant in Saints' offseason conditioning program. . . single. . . lives in Columbus, Ohio. . . full name is Alan Nathan Kline.

GAMES STARTED/PLAYED: (1994, 0/0); (1995, 0/3). Totals 0/3.




TYRONE LEGETTE

Cornerback Year With Saints: 5 Year in NFL: 5

Ht: 5-9 **Wt:** 177 **College:** Nebraska

Born: February 15, 1970 at Marion, South Carolina

Joined Saints: Draft Choice No. 3, 1992

PRO: The 14th defensive back and 72nd player overall selected in the 1992 draft. Taken with a choice obtained from Tampa Bay in a swap of third-round draft choices. Possesses excellent speed and cover ability. **An unrestricted free agent at press time, had not signed a contract for 1996.** **1995** — Appeared in all 16 games, including two starts, both when Saints opened in dime package. . . was credited with 41 tackles (36 solo) on defense. . . also came up with an interception, five passes defended and a sack. . . tallied a season-high eight stops on defense, at Atlanta 12/10. . . registered five tackles, including a sack, vs. Philadelphia 10/1. . . first career interception came in season-ending win at Jets, 12/24. . . recorded eight tackles on special teams, which ranked fifth on the team. . . was awarded a game ball in the kicking game on two occasions, including at New England 12/3 when he tallied three stops on punt coverage. **1994** — Played in 15 games, including two starts, both Atlanta games when Saints opened with six DBs. . . registered 32 tackles (30 solo), two passes defended and a sack on the year. . . was fourth on team with eight tackles on special teams, including three vs. Giants 10/2, when he was awarded a game ball in the kicking game. . . also had four tackles and a sack on defense in the Giants win, and earned a defensive game ball. . . tallied a career-high nine tackles (all solo), vs. Atlanta 11/13. . . had six tackles in win at Rams, 12/4, and was awarded a defensive game ball. . . was inactive vs. Rams 10/23, with a sprained ankle. **1993** — Played in 14 games, started season-opener, vs. Houston 9/5, as part of a six DB set and recorded five tackles. . . tallied nine total stops in limited action on defense during the year. . . led team with 10 tackles on special teams, including three vs. Cincinnati 1/2. . . missed games 9-10 with a separated shoulder sustained during practice. **1992** — Played in each of the first eight games of the season, all on special teams, before he strained a hamstring while making a tackle on punt coverage, vs. Tampa Bay 11/1. . . was placed on injured reserve 11/3, and spent the remainder of the season there.


COLLEGE: Played in all 36 games during his three-year career for the Cornhuskers. . . was a part-time starter as a junior, opening five games, before moving into starting spot at right cornerback as a senior. . . tallied 49 tackles and broke up a team-high 10 passes as a senior, when he was a first team All-Big Eight choice. . . intercepted four passes and knocked away 12 more during his career. . . majored in general studies.

PERSONAL: Was an all-area defensive back as a junior, and all-area running back as a senior at Spring Valley High School in Columbia, South Carolina. . . also lettered in track. . . is the youngest of ten children. . . married (Reginene). . . lives Kenner. . . full name is Tyrone Christopher Legette.

GAMES STARTED/PLAYED: (1992, 0/8); (1993, 1/14); (1994, 2/15); (1995, 2/16). Totals 5/53.

Year	TACKLES			No.	INTERCEPTIONS		
	Tkl	Asst	Tot.		Yards	LG	TD
1992	2	0	2	None			
1993	19	0	19	None			
1994	38	2	40	None			
1995	44	5	49	1	43	43	0
Totals	103	7	110	1	43	43	0

Additional Stats: Passes Defensed (7): 1994, 2; 1995, 5. Sacks (2-14 yards): 1994, 1-8 yards; 1995, 1-6 yards.




SEAN LUMPKIN

Safety Year With Saints: 5 Year in NFL: 5
Ht: 6-0 Wt: 206 College: Minnesota
Born: January 4, 1970 at Minneapolis, Minnesota
Joined Saints: Draft Choice No. 4b, 1992

PRO: The Saints' second pick of the fourth round in the 1992 draft (106th overall). Possesses the size and athletic ability to play either strong or free safety. Excels in run support. Has a knack for stripping the ball, has tallied seven career forced fumbles, including three each of the last two years. **An unrestricted free agent at press time, had not signed a contract for 1996. Was tendered a qualifying offer on May 30, 1995** — Opened every game at strong safety in his second season in a starting capacity. . . was second on the club for the second straight year with a career-high 110 total tackles (85 solo). . . came up with an interception for a TD, three passes defensed and a team-high three forced fumbles. . . tallied his first NFL score when he picked off an Elvis Grbac pass in season-opener vs. San Francisco, and raced 47 yards for a TD. . . equaled a career-best with 12 total tackles (9 solo), at Giants 9/24. . . recorded 10 stops (9 solo), vs. Philadelphia 10/1. . . was awarded a defensive game ball in win over Indianapolis, 11/12, when he came up with a team-high eight tackles and a forced fumble. . . had 11 tackles (9 solo), vs. Green Bay 12/16. . . was also credited with a pair of stops on special teams on the year. **1994** — In first season as a starter, opened 15 of 16 games at strong safety. . . was second on the team with 99 total tackles (70 solo). . . also accounted for an interception, five passes defensed, a fumble recovery and a team-high three forced fumbles. . . tallied a career-high 12 tackles twice, vs. Kansas City 9/4 (8 solo) and vs. Dallas 12/19 (8 solo). . . only interception of the season, also the first of his career, came at Raiders 11/20. . . chipped in with three tackles on special teams. **1993** — Saw limited action on defense, primarily in short yardage and goal-line situations, recorded three tackles, a pass defensed and a forced fumble. . . majority of time came on special teams where he registered four tackles. . . was inactive for each of the final four games with a pulled hamstring sustained at Cleveland, 12/5. **1992** — Was brought along slowly in rookie season, saw most of playing time on special teams, where he tied for fourth on the club with five tackles, including two vs. Buffalo 12/20. . . also saw time in short yardage situations. . . made key recovery of a Louis Lipps fumble in own end zone, at Detroit 10/4.

COLLEGE: Was a four-year starter for the Golden Gophers, the last three at strong safety. . . led the club in tackles and interceptions his final two seasons. . . career total of 12 interceptions is tied for the school-record. . . also registered five sacks in four years. . . earned first team All-Big Ten honors as a senior, and second-team accolades as a junior. . . majored in business.

PERSONAL: Was an all-state pick as a defensive back and running back at Benilde-St. Margaret's High School in St. Louis Park, Minnesota. . . averaged six yards per carry as a RB his senior year. . . was also an all-conference choice in track. . . has a son (Sanjay Houston 4/29/94). . . full name is Sean Franklin Lumpkin.

GAMES STARTED/PLAYED: (1992, 0/16); (1993, 0/12); (1994, 15/16); (1995, 16/16). Totals 31/60.
PLAYOFF GAMES STARTED/PLAYED: (1992, 0/1).

Year	TACKLES			INTERCEPTIONS			
	Tkl	Asst	Tot.	No.	Yds.	LG	TD
1992	6	0	6	None			
1993	6	1	7	None			
1994	73	29	102	1	1	1	0
1995	86	26	112	1	47	47t	1
Totals	171	56	227	2	48	47t	1

Additional Stats: Passes Defensed (9): 1993, 1; 1994, 5; 1995, 3. Fumbles Recovered (2): 1992, 1; 1994, 1. Forced Fumbles (7): 1993, 1; 1994, 3; 1995, 3.




WAYNE MARTIN

Defensive Tackle Year With Saints: 8 Year in NFL: 8
Ht: 6-5 Wt: 275 College: Arkansas
Born: October 26, 1965 at Forrest City, Arkansas
Joined Saints: Draft Choice No. 1, 1989

PRO: Was the 19th player taken overall, and third defensive lineman in the 1989 draft behind Burt Grossman (San Diego) and Trace Armstrong (Chicago). Excellent athlete with speed and agility. Played end in the Saints' 3-4 scheme his first six years, before being moved to the under tackle spot in the 4-3 "over-under" defense in 1995. Has evolved into one of the most consistent and well-rounded defensive linemen in the NFL. Equally effective against both the run and the pass. 53.5 career sacks (354.5 yards lost) places him in fourth spot on the Saints' all-time list, and 3.5 behind Frank Warren's 57 for first among linemen. 43.5 sacks since 1992 is seventh-most in the NFL during this four-year stretch. Has had 12 multiple sack performances in his career. Has started 80 consecutive games for the Saints, the longest current streak on the team. Contract runs through 1996 with no option. **1995** — Although he did not make a return trip to the Pro Bowl, Wayne had perhaps the best all-around season of his career. . . started all 16 games at the under tackle spot in his first season as part of a 4-3 in his NFL career, and was the only member of the Saints' front seven to open all 16 contests. . . posted a career-high 77 total tackles (64 solo), which ranked third on the squad and first among linemen. . . 13 sacks, which marked the second-best output of his career, led the team and tied with Philadelphia's William Fuller for first in the NFC and second in the NFL. . . also had an interception, a fumble recovery, a forced fumble, and nine passes defensed, which were second on the team. . . came up with six tackles and a pair of sacks in season-opener, vs. San Francisco 9/3. . . registered a season-high nine tackles, including two sacks, vs. Atlanta 9/17. . . in win over Rams, 11/5, the 100th game of his NFL career, tallied seven tackles, including two sacks, and was awarded a defensive game ball. . . earned a defensive game ball in victory vs. Carolina, 11/26, when he had five tackles, a sack and a forced fumble that led to a TD. . . also had two-sack efforts at Carolina, 10/22, and vs. Green Bay, 12/16. . . five multiple sack games marked a career-best. . . first career interception came at Giants, 9/24. **1994** — Turned in one of his most productive seasons in the NFL and was rewarded with his first Pro Bowl appearance. . . finished fourth on the team tackle chart and first among linemen with 73 (59 solo). . . was second on club and 8th in the NFC with 10 sacks for 59 yards lost. . . also forced a fumble and batted down six passes. . . tallied a pair of sacks in back-to-back weeks, at San Francisco 9/25 and vs. Giants 10/2. . . also had two sacks in season-ending win at Denver, 12/24. . . registered a season-high eight tackles (all solo) in win over Atlanta, 11/13, when he was awarded a game ball on defense. . . over-all on the year, earned defensive game balls on five occasions. **1993** — Although sack total was down from previous season, continued to be Saints' most effective lineman. . . opened all 16 games

at left end for third consecutive season. . . was eighth on team with 68 tackles, tied for third on club and first among linemen with five sacks. . . also recovered two fumbles, forced a fumble and knocked away three passes on the year. . . recorded a season-high eight stops, including a sack, in win at Phoenix 10/31. . . tallied seven tackles on three occasions. **1992** — Broke out to turn in the finest season of his four-year career to that point. . . started all 16 games at left end, led the club with 15.5 quarterback sacks, third in the NFC, third-most in club history, and most-ever by a Saints defensive lineman. . . became the first lineman to lead the Saints in sacks since Jumpy Geathers co-led in 1986. . . finished fourth on the team tackle chart and first among linemen with 70 total stops, including a career-high 11 in season-opener, at Philadelphia 9/6. . . tied for fourth on team with a pair of fumble recoveries, led linemen with five passes defended and three forced fumbles, also recovered two fumbles. . . turned in first two-sack day of his career, at Detroit 10/4, the first of four straight games in which he had a sack. . . recorded two sacks vs. Miami 11/29, followed that up with a seven-tackle, four-sack performance vs. Atlanta 12/3. . . the four sacks tied a club-record, was the most by a player in the NFC in 1992, and earned him NFC Defensive Player-of-the-Week accolades. . . registered a sack in 10 of 16 contests. **1991** — Started all 16 games for first time in three-year career, opening at left end. . . third among defensive linemen with 22 tackles, led that group with three passes defended, second on the unit with 3.5 sacks (29.5 yards lost). . . blocked a John Kidd punt at San Diego 11/17 that was returned 37 yards for a touchdown by Frank Warren. . . recorded a sack in playoff game, vs. Atlanta 12/28. **1990** — Earned starting spot along defensive front, opened the first seven contests at left end. . . sustained a broken fibula vs. Detroit 10/28 and was inactive the following three weeks. . . came back and started the next four games at left end, but sustained a partial tear of the medial collateral ligament in his knee on the first series, vs. Pittsburgh 12/16. . . spent the last two regular season games and the playoff contest at Chicago on injured reserve. . . tallied 30 tackles, four sacks, three passes defended and a forced fumble on the season. **1989** — Brought along slowly in rookie season, played in all 16 contests with increased action as the season wore on. . . tallied initial career sack in pro debut, vs. Dallas 9/10. . . made 18 stops on season, credited with three solo hits vs. Washington 10/1 and at Buffalo 12/10. . . 2.5 sacks were third among Saints' defensive linemen. . . batted down a pair of passes and recovered two fumbles.

COLLEGE: Started his final three seasons at defensive tackle, earning first team All-America accolades from The Sporting News, AP and UPI as a senior when he registered 13 sacks and 68 tackles, including 18 for loss. . . led the Razorbacks in sacks each season as a starter, ended career with 25.5 QB drops. . . holds degree in criminal justice.

PERSONAL: Was an All-America, all-state and all-district tight end and defensive end at Cross County High School in Cherry Valley, Arkansas. . . was the Saints' recipient of the 1991 Ed Block Courage Award. . . was the NFL's "Extra Effort" award winner for September of 1993, when he donated \$100,000 to help start up a transitional housing program through St. Vincent DePaul Society in New Orleans, an organization which assists the homeless in the city. . . the house, which helps single mothers get back on their feet, opened its doors during the 1995 season. . . brother, Jeff, is a former second-round draft choice of the Los Angeles Clippers of the NBA. . . married (Gladys) with son (Wayne, Jr. 10/6/92) and daughter (Whitley 2/1/94). . . family resides in Cherry Valley, Arkansas. . . full name is Gerald Wayne Martin.

GAMES STARTED/PLAYED: (1989, 0/16); (1990, 11/11); (1991, 16/16); (1992, 16/16); (1993, 16/16); (1994, 16/16); (1995, 16/16). Totals 91/107. **PLAYOFF GAMES STARTED/PLAYED:** (1991, 1/1); (1992, 1/1). Totals 2/2.

Year	TACKLES			SACKS			FUMBLES RECOVERED		
	Tkl	Asst	Tot.	No.	Yards	Lost	No.	Yards	TD
1989	13	5	18	2.5	11		2	0	0
1990	24	6	30	4	31		None		
1991	21	1	22	3.5	29.5		1	0	0
1992	53	17	70	15.5	102		2	0	0
1993	55	13	68	5	33		2	0	0
1994	59	14	73	10	59		None		
1995	64	13	77	13	89		1	0	0
Totals	289	69	358	53.5	354.5		8	0	0
Playoffs									
1991	1	1	2	1	14		None		
1992	2	0	2	None			1	0	0
Totals	3	1	4	1	14		1	0	0

Additional Stats: Interceptions: 1995, 1-12 yards. Passes Defensed (31): 1989, 2; 1990, 3; 1991, 3; 1992, 5; 1993, 3; 1994, 6; 1995, 9. Forced Fumbles (8): 1990, 1; 1991, 1; 1992, 3; 1993, 1; 1994, 1; 1995, 1. Blocked Kicks: 1991, 1 punt.

Career-Highs

Tackles: 11, at Philadelphia, 9/6/92

Solo Tackles: 8, at Philadelphia, 9/6/92

Sacks: 4, vs. Atlanta, 12/3/92

NFL LEADERS IN SACKS, 1992-95

Player	No.
Leslie O'Neal	54.0
Neil Smith	53.0
Bruce Smith	48.5
John Randle	48.0
Reggie White	47.0
Kevin Greene	45.5
WAYNE MARTIN	43.5

SAINTS TRAINING CAMPS

1967-1969 — Cal Western University, San Diego, Calif.

1970 — Bowling Green University, Bowling Green, Ohio

1971-1973 — Southern Mississippi University, Hattiesburg, Miss.

1974, 1976-1984 — Dodgertown, Vero Beach, Fla.

1975 — Nicholls State University, Thibodaux, La.

1985 — Louisiana Tech University, Ruston, La.

1986-1987 — Southeastern Louisiana University, Hammond, La.

1988-1995 — University of Wisconsin-La Crosse, La Crosse, Wis.

**44****J.J. McCLESKEY**

Safety Year With Saints: 3 Year in NFL: 3
 Ht: 5-7 Wt: 177 College: Tennessee
 Born: April 10, 1970 at Knoxville, Tennessee
 Joined Saints: Free Agent, 1994

PRO: Originally went to camp with the Saints as a rookie free agent in 1993. Was waived August 24 and signed to the practice squad a week later, where he spent the first 14 games of the season. Was signed to the 53-man roster December 23, and declared inactive for each of the final two contests. In his two years with the Saints, has stood tall as the spiritual leader of the special teams unit, where he has been among the top two in tackles each of the past two seasons. A fiery player who performs with tremendous intensity and aggressiveness. Contract runs through 1996 with no option. **1995** — Was second on the club with 15 tackles on special teams, despite being inactive for two games (at St. Louis 9/10 and vs. Atlanta 9/17) with a sprained ankle. . . made first start of NFL career, at free safety vs. Jets, 12/24, when he had a tackle and the first interception of his career. . . saw action on defense in five contests, played in 14 overall. . . was awarded a game ball in the kicking game on three occasions, including 19-10 victory over St. Louis, 11/5, when he had a pair of stops on kickoff coverage and a forced fumble that led to a field goal. **1994** — Was moved from wide receiver to defensive back in training camp, was waived 8/23. . . re-signed to active roster 9/20. . . in 13 games, registered a team-high 15 tackles on special teams where he saw all of his action. . . also forced a fumble and recovered one. . . recorded a season-high three stops vs. Rams 10/23, when he was awarded two game balls, one on special teams and one as a member of the kickoff return unit which set an NFL record with 304 return yards. . . was also awarded a game ball in the kicking game in win at Rams, 12/4.

COLLEGE: Was originally a walk-on at Tennessee. . . started as a cornerback before being moved to wide receiver. . . was named team MVP as a senior for the Volunteers. . . earned degree in political science, and is working towards graduate degree in sports administration.

PERSONAL: Attended Karns High School in Knoxville, Tenn. . . spends a great deal of free time speaking to schools and other youth groups. . . last season, donated two season tickets to the American Cancer Society, which were used by young cancer patients. . . was a regular participant in offseason workout program. . . married (Susan). . . makes offseason home in Kenner. . . full name is Thomas Joseph McCleskey, Jr.

GAMES STARTED/PLAYED: (1994, 0/13); (1995, 1/14). Totals 1/27.

Year	TACKLES			No.	INTERCEPTIONS		
	Tkl	Asst	Tot.		Yds.	LG	TD
1994	14	1	15	None			
1995	16	0	16	1	0	0	0
Totals	30	1	31	1	0	0	0

Additional Stats: Passes Defensed 1995, 1. Fumbles Recovered (2): 1994, 1; 1995, 1. Forced Fumbles (2): 1994, 1; 1995, 1.

**67****ANDY McCOLLUM**

Center/Guard Year With Saints: 3 Year in NFL: 3
 Ht: 6-4 Wt: 295 College: Toledo
 Born: June 2, 1970 at Akron, Ohio
 Joined Saints: Free Agent, 1994

PRO: Played with the Milwaukee Mustangs of the Arena League in the spring of 1994 before going to camp with Cleveland as a free agent. Signed by the Saints off the Browns' practice squad 11/15/94. Played with Barcelona of the World League in the spring of 1995. A strong player who can handle both the center and guard spots. Continues to improve after not playing football his first year out of college (1993). Contract runs through 1998 with no option. **1995** — Did not see action over the first five contests. . . first NFL playing time came in second quarter of win vs. Miami, 10/15, when he came in for Chris Port at right guard. . . also saw time the following week, at Carolina 10/22. . . made first NFL start, at San Francisco 10/29, when he opened at RG, a move necessitated by injury to Richard Cooper. . . opened each of the final nine contests at RG after Port sustained a season-ending neck injury in the 49ers game. . . did not miss an offensive snap during this nine-game stretch. . . proved to be a pleasant surprise, was awarded offensive game balls in victories vs. Carolina (11/26) and at New England (12/3). . . overall on the year, appeared in 11 games with nine starts. **1994** — Was with the Saints for the final six games after being signed off Cleveland's practice squad. . . did not see any action, was inactive for five contests.

COLLEGE: Was an All-MAC performer as a junior and senior. . . started every game each of his final three seasons. . . opened nine games at left guard in his freshman season of 1989. . . was also an Academic All-MAC first-team selection his senior year of 1992 and an honorable mention All-Academic pick in 1991.

PERSONAL: Lettered three times in football and wrestling at Revere High School in Akron, Ohio. . . was an all-league choice in both sports, second-team all-district in football and a state qualifier in wrestling. . . married (Christy). . . resides in Kenner, where he participated in offseason conditioning program. . . full name is Andrew Jon McCollum.

GAMES STARTED/PLAYED: (1994, 0/0); (1995, 9/11) Totals: 9/11

**29****MARK McMILLIAN**

Cornerback Year With Saints: 1 Year in NFL: 5
 Ht: 5-7 Wt: 148 College: Alabama
 Born: April 29, 1970 at Los Angeles, California
 Joined Saints: Unrestricted Free Agent (Philadelphia), 1996

PRO: Since being selected in the 10th round (272nd overall) by Philadelphia in the 1992 draft, Mark has gradually made himself into one of the better cover cornerbacks in the NFL. Possesses excellent quickness and athletic ability, is an extremely competitive player. Has never missed a game in four NFL seasons. Contract runs through 1998 with no option. **1995** — Started all 16 games at left corner for the second consecutive season. . . put together career-high numbers of 63 tackles, three interceptions and 19 passes defensed. . . three INTs ranked second on the club. . . tallied a career-high 11 tackles, at Seattle 12/3. . . had a career-long 19-yard INT return, vs. St. Louis 10/29. . . came up with an interception in each of Philadelphia's playoff games. **1994** — Started all 16 con-

tests at left cornerback, and was credited with 57 total stops. . . picked of two passes, defended 16 passes and recovered a fumble. **1993** — Was the Eagles' regular starter at left cornerback, where he opened 12 of the 16 games in which he played. . . registered 49 total tackles, two interceptions and 15 passes defended. . . both INTs came at Giants, 10/17. . . recorded a season-high eight tackles, at Washington 11/28. **1992** — Appeared in all 16 games in his rookie season with the Eagles. . . playing time over first nine contests came strictly on special teams, where he registered eight stops. . . started each of the final three regular season matchups and both playoff games at left cornerback. . . finished the regular season with 21 total tackles, an interception and six passes defended. . . first career INT came at Seattle, 12/13.

COLLEGE: Transferred to Alabama after two years at Glendale (Calif.) Junior College. . . as a senior for the Crimson Tide, was the best man-to-man coverage defensive back according to head coach Gene Stallings. . . started 21 games in his two seasons at Alabama, and posted 72 tackles and three interceptions. . . majored in broadcasting.

PERSONAL: Was a standout in track and football at John F. Kennedy High School in Los Angeles. . . was an all-city and all-league sprinter in the 100 and 200 meters. . . enjoys the broadcasting field, hosted a weekly segment on the "Randall Cunningham Show" (TV) during his tenure in Philadelphia. . . uncle, Gary Davis, was a running back with Miami (1976-79), Tampa Bay (1980-81) and Cleveland (1981). . . single. . . resides in Phoenix, Arizona.

GAMES STARTED/PLAYED: (1992, 3/16); (1993, 12/16); (1994, 16/16); (1995, 16/16). Totals 47/64. **PLAYOFF GAMES STARTED/PLAYED:** (1992, 2/2); (1995, 2/2). Totals 4/4.

Year	TACKLES			INTERCEPTIONS			
	Tkl	Asst	Tot.	No.	Yds.	LG	TD
1992 (Phil.)	26	3	29	1	0	0	0
1993 (Phil.)	42	7	49	2	25	17	0
1994 (Phil.)	44	13	57	2	2	5	0
1995 (Phil.)	63	0	63	3	27	19	0
Totals	175	23	198	8	54	19	0

Additional Stats: Passes Defensed (56): 1992, 6; 1993, 15; 1994, 16; 1995, 19. Fumbles Recovered (3): 1994, 1; 1995, 2. Forced Fumbles: 1995, 1.

Playoffs Year	TACKLES			INTERCEPTIONS			
	Tkl	Asst	Tot.	No.	Yds.	LG	TD
1992 (Phil.)	7	1	8	None			
1995 (Phil.)	9	0	9	2	50	34	0
Totals	16	1	17	2	50	34	0

Career-Highs

Total Tackles: 11, at Seattle, 12/3/95
Interceptions: 2, at Giants, 10/17/93



DARREN MICKELL

Defensive End Year With Saints: 1 Year in NFL: 5

Ht: 6-4 Wt: 291 College: Florida

Born: August 3, 1970 at Miami, Florida

Joined Saints: Unrestricted Free Agent (Kansas City), 1996

PRO: Joined the Saints 3/12/95 after signing as an unrestricted free agent. Spent the first four years of his NFL career with the Kansas City Chiefs, who selected him in the second round of the 1992 Supplemental Draft. Possesses excellent quickness and pass rush ability. Has a propensity to strip the ball, has been credited with eight forced fumbles in his career, including six over the last two years. Contract runs through 1998 with no option. **1995** — Played in 12 games with the Chiefs, including five starts at right end. . . was inactive for four contests, three with a shoulder injury and one with an ankle ailment. . . recorded 17 total tackles on the year, including 5.5 sacks, which ranked third on the club. . . also tallied a fumble recovery, two forced fumbles and two passes defended. . . turned in the first two-sack effort of his career, vs. Denver 12/17, when he caused a fumble which was recovered by Vaughn Booker, who went 14 yards for a TD. **1994** — Emerged as the starter at right defensive end for the Chiefs, and opened 13 games there. . . tallied a career-high 37 total tackles and seven sacks. . . sack total ranked third on the team. . . also defended a pass, recovered a fumble and forced four, which were third on the club. . . all seven sacks came in the final 10 games of the year. . . had a season-high five tackles, including a sack and a fumble recovery, in win over Raiders, 11/6. **1993** — Played in all 16 games with one start, vs. Seattle 1/2 in season finale. . . registered 21 tackles, a sack, a fumble recovery, two forced fumbles and two passes defended on the season. . . first career sack came at Seattle, 12/5, when he stripped the ball from QB Rick Mirer, and was picked up by Derrick Thomas who returned it 86 yards for a TD. **1992** — Signed with Kansas City 9/15 after being chosen in the second round of the August 27 Supplemental Draft. . . was under an NFL roster exemption for two games, was activated 9/29. . . was placed on injured reserve the following day with a knee injury. . . spent 11 weeks on I/R, was activated for the season finale, vs. Denver 12/26.

COLLEGE: Left Florida with one year of eligibility still remaining. . . in 17 career games for the Gators, recorded 51 tackles and 3.5 sacks, three fumble recoveries and an interception. . . scored two touchdowns in his college career, one on an interception return and another following a fumble recovery. . . majored in sociology.


PERSONAL: Attended Miami (Fla.) Senior High School, where he was one of the top five prospects at DE/OLB as a senior. . . won the Nick Kotys Award as Dade County's top prep player in 1988, when he was also a first team all-state choice in the 5A class. . . was the top reserve on the basketball team, which was nationally ranked his senior season. . . formed a youth football league in the Overtown section of Miami, where he was raised. . . single. . . lives in MirMar, Florida. . . full name is Darren Mickell.

GAMES STARTED/PLAYED: (1992, 0/1); (1993, 1/16); (1994, 13/16); (1995, 5/12). Totals 19/45. **PLAYOFF GAMES STARTED/PLAYED:** (1992, 0/1); (1993, 0/3); (1994, 1/1); (1995, 0/1). Totals 1/6.

Year	TACKLES			No.	SACKS Yards Lost
	Tkl	Asst	Tot.		
1992 (K.C.)	1	0	1	None	
1993 (K.C.)	16	5	21	1	3
1994 (K.C.)	31	6	37	7	26.5
1995 (K.C.)	12	5	17	5.5	56.5
Totals	60	16	76	13.5	86

Additional Stats: Fumbles Recovered (3): 1993, 1; 1994, 1; 1995, 1. Forced Fumbles (8): 1993, 2; 1994, 4; 1995, 2. Passes Defensed (5): 1993, 2; 1994, 1; 1995, 2.

Year	TACKLES			No.	SACKS Yards Lost
	Tkl	Asst	Tot.		
1992 (K.C.)	None			None	
1993 (K.C.)	4	2	6	None	
1994 (K.C.)	5	0	5	None	
1995 (K.C.)	None			None	
Totals	9	2	11	0	0




HUGH MILLEN

Quarterback Year With Saints: 1 Year in NFL: 11

Ht: 6-5 Wt: 216 College: Washington

Born: November 22, 1963 at Des Moines, Iowa

Joined Saints: Free Agent, 1996

PRO: A veteran quarterback who possesses an impressive 60.1% career completion mark. Began his career as the third-round draft pick of the Rams in 1986 (66th player overall, 3rd QB). Signed a two-year contract with the Saints as a free agent, April 25, 1996. Played with the Rams for two years. Has also seen time in the NFL with Atlanta (1988-90), New England (1991-92), Dallas (1993), Miami (1993) and Denver (1994-95). In his two years with the Patriots, connected on 370 of 612 (60.4%) for 4,276 yards. Passing percentage during that time is first on New England's all-time list. Although he played with Denver for only two seasons, is first all-time in club history in passing percentage (62.6%) and interception avoidance (.018). **1995** — Saw action in three games in his second season as John Elway's backup with the Broncos. . . completed 26 of 40 for 197 yards with a touchdown. **1994** — Signed with the Broncos just prior to the start of training camp. . . appeared in five games, including two starts (vs. Raiders 12/11 and vs. Saints 12/24). . . completed 81 of 131 for 893 yards with two touchdowns and three interceptions on the season. . . also rushed for 57 yards on five carries with a long of 24. . . replaced Elway in the fourth quarter, at Kansas City 12/4, and led team to 20-17 overtime victory. . . in first start of the year, vs. Raiders 12/11, hit on 20 of 33 for 242 yards and one TD. . . took over for Elway in third quarter the following week, at San Francisco, and connected on 19 of 23 for 217 yards, including a 76-yard completion to Anthony Miller. . . connected on his final seven passes in the Raiders game and his first 13 against the 49ers, tying Ken Anderson for the AFC record for consecutive completions (20), two shy of the NFL mark of 22, held by Joe Montana. . . threw for 290 yards against the Saints in the final week. **1993** — Was traded on draft day from New England to Dallas. . . was with the Cowboys for the first half of the season before being released. . . signed with Miami where he spent the remainder of the year. . . did not see action in either stint. **1992** — Opened all seven contests in which

he played, completed 124 of 203 for 1,203 yards with eight touchdowns and 10 interceptions. . . completion mark of 61.1% is the second-best in the Patriots' record book. . . missed nine games with a shoulder injury, was on injured reserve for the final three weeks. **1991** — Started the final 13 games of the season for the Patriots, and completed 246 of 409 (60.1%) for 3,073 yards with nine touchdowns and 18 interceptions. . . marked just the fifth time in New England history that a QB had surpassed the 3,000-yard mark. . . completion total is currently fifth-most ever by a Patriots QB, and completion percentage is tied for fourth-best. . . 7.51 yards per attempt in '91 ranked second in the AFC behind Jim Kelly. . . in first start, vs. Houston 9/22, hit on 22 of 33 for 326 yards and a TD, leading Patriots to victory over Oilers. . . connected on 20 of 26 for 257 yards and two TDs, at Miami 11/10. . . the following week, vs. Jets 11/17, compiled a career-high 372 yards passing on 30 of 43 and one TD. . . only career rushing score came on a 1-yard run in victory over Buffalo, 11/24. **1990** — Opened the only two contests in which he appeared, the final two of the season, both wins. . . started season finale, a 26-7 Atlanta victory over Dallas that gave Saints a chance to reach playoffs. **1989** — Played in five games with one start for the Falcons. . . first start with Atlanta came against Green Bay, 10/1, when he hit on 20 of 29 for 294 yards. **1988** — Was claimed off waivers by Atlanta from the Rams in August. . . saw action in three contests with the Falcons and connected on 17 of 31 for 215 yards. **1987** — Saw action in one game, missed 15 with a back injury. **1986** — Spent his entire rookie year on injured reserve with a fractured ankle.

COLLEGE: Transferred to Washington after two years at Santa Rosa (Calif.) Junior College. . . started each of his two years (1984-85) for the Huskies. . . led Washington to a win over Oklahoma in the 1985 Orange Bowl, as the Huskies ranked second in the final AP Poll behind BYU in '84. . . in his two seasons, completed 247 of 435 for 2,616 yards. . . was a National Football Foundation Hall of Fame Academic All-America at Washington, where he also earned GTE Academic All-America honors.

PERSONAL: Attended Roosevelt High School in Seattle, Wash. . . was a college roommate of Saints defensive backs coach Jim Mora at the University of Washington. . . single. . . resides in Seattle. . . full name is Hugh B. Millen.

GAMES STARTED/PLAYED: (1987, 0/1); (1988, 0/3); (1989, 1/5); (1990, 2/2); (1991, 13/13); (1992, 7/7); (1993, 0/0); (1994, 2/5); (1995, 0/3). Totals 25/39.

Year	PASSING						RUSHING			
	Att.	Comp.	Yds.	Int.	LG	TD	No.	Yds.	LG	TD
1986 (Rams)	INJURED RESERVE (ankle)									
1987 (Rams)	1	1	0	0	0	0	0	0	0	0
1988 (Atl.)	31	17	215	2	38	0	1	7	7	0
1989 (Atl.)	50	31	432	2	47	1	1	0	0	0
1990 (Atl.)	63	34	427	0	53	1	7	-12	2	0
1991 (N.E.)	409	246	3073	18	60t	9	31	92	14	1
1992 (N.E.)	203	124	1203	10	39	8	17	108	26	0
1993 (Dal-Mia)	No Stats									
1994 (Denver)	131	81	893	3	76	2	5	57	24	0
1995 (Denver)	40	26	197	0	18	1	3	8	7	0
Totals	928	560	6440	35	76	22	65	260	26	1

Additional Stats: Sacked (138-928 yards): 1987, 1-6 yards; 1988, 4-29 yards; 1989, 10-71 yards; 1990, 11-43 yards; 1991, 54-379 yards; 1992, 33-204 yards; 1994, 21-164 yards; 1995, 4-32 yards.

Fumbles (28): 1987, 1; 1988, 1; 1989, 2; 1990, 3; 1991, 10; 1992, 8; 1994, 2; 1995, 1.

Career-Highs

Attempts: 44, vs. Saints, 12/24/94
 Completions: 30, vs. Jets, 11/17/91
 Comp. Pct: 82.6%, at San Francisco, 12/18/94 (19-23)
 Yards Passing: 372, vs. Jets, 11/17/91
 Long Pass: 76, at San Francisco 12/18/94
 TDs Passing: 3, at Jets, 10/4/92
 Interceptions: 4, at Rams, 9/13/92



22

LORENZO NEAL

Fullback Year With Saints: 4 Year in NFL: 4
 Ht: 5-11 Wt: 240 College: Fresno State
 Born: December 27, 1970 at Hanford, California
 Joined Saints: Draft Choice No. 4a, 1993

PRO: Was taken by the Saints with a choice obtained from Detroit in the Pat Swilling trade, the 89th player overall and the 11th running back selected in the 1993 draft. Although Lorenzo is known primarily for his prowess as a blocker, he has also had his moments with the football. Is the only player in Saints history to account for a rushing TD and a receiving TD of more than 60 yards. Also holds the team single-game record for average per rush attempt (10.8 at Atlanta, 9/12/93). Contract expired in 1995, subject to developments. **1995** — Appeared in all 16 games, including six starts. . . majority of playing time came as a blocker. . . rushed for three yards on five carries, and caught 12 passes for 123 yards and a TD on the year. . . also fielded two kickoffs for 28 yards. . . caught two passes for 78 yards in win at New England, 12/3. . . took a screen pass from Jim Everett in the Patriots game, and turned it into a 69-yard score, putting the Saints on top 24-17 in the fourth quarter. . . it marked the second-longest reception by a running back in club history, and the longest for a score (70, Don Shy from Jim Ninowski, at Rams 10/5/69). . . was awarded an offensive game ball in victories vs. Carolina (11/26) and at New England (12/3). **1994** — Returned to lineup after missing the final 14 games of his rookie season with a fractured ankle. . . played in all 16 games, including seven starts. . . rushed for 90 yards and a TD on 30 attempts, caught two passes for nine yards. . . had best game of year at Chicago 10/9, when he rushed for 63 yards on 14 carries with a long of 12. . . only TD of the season came on a 1-yard run the following week, vs. San Diego 10/16. . . played an important role as a blocker over second half of the season, as Saints running game averaged four yards per carry over final seven games. **1993** — Started the first two games at fullback in place of an injured Brad Muster. . . led team in rushing in season-opening win, vs. Houston 9/5, with 89 yards on 13 carries. . . came back the following week, at Atlanta 9/12, and busted loose for a spectacular 74-yard touchdown run after it appeared as though as he was stopped, on the Saints' second offensive play of the game, tying for the third-longest scoring run in team history. . . fractured his ankle in the third quarter after accumulating 86 yards on eight attempts. . . underwent surgery 9/13, was placed on injured reserve 9/15. . . average per carry of 10.8 in the Falcons game established a new club standard.

COLLEGE: Rushed for 2,405 yards and 27 touchdowns on 487 attempts in his three seasons for the Bulldogs, and finished as the school's second all-time leading rusher. . . also caught 59 passes for 500 yards and two TDs in his career. . . was a first-team All-WAC choice as a senior, and a first-team All-Big West selection as a junior. . . was coached by Kelly Skipper, son of former Saints and current Arizona running backs coach, Jim. . . played in the Japan Bowl, Hula Bowl and the East-

West Shrine Game. . . also starred on the school's wrestling team, where he was an All-America pick as a junior when he won the WAC heavyweight title and finished seventh in the NCAA championships. . . majored in criminology.

PERSONAL: Played fullback and linebacker at Lemoore (Calif.) High School, where he was the Fresno Bee's Central Section Player-of-the-Year as a senior. . . had a career mark of 147-8-1 as a wrestler, including a record of 42-0 as a senior when he won the state heavyweight title. . . as a member the Japan Bowl's West squad, Lorenzo defeated a Sumo wrestler in an exhibition match. . . enjoys speaking to various youth groups. . . single. . . resides in Kenner. . . full name is Lorenzo LaVonne Neal.

GAMES STARTED/PLAYED: (1993, 2/2); (1994, 7/16); (1995, 6/16). Totals 15/34.

Year	RUSHING					RECEIVING			
	No.	Yds.	Avg.	LG	TD	No.	Yds.	LG	TD
1993	21	175	8.3	74t	1	None			
1994	30	90	3.0	12	1	2	9	5	0
1995	5	3	0.6	3	0	12	123	69t	1
Totals	56	268	4.8	74t	2	14	132	69t	1

Additional Stats: Kickoff Returns (3-45 yards): 1994, 1-17 yards; 1995, 2-28 yards, 16 Long. Fumbles (4): 1993, 1; 1994, 1; 1995, 2.



30

ANTHONY NEWMAN

Safety Year With Saints: 2 Year in NFL: 9
 Ht: 6-0 Wt: 200 College: Oregon
 Born: November 25, 1965 at Bellingham, Washington
 Joined Saints: Free Agent, 1995

PRO: A veteran defensive back who signed with the Saints 8/28/95, a day after being released by St. Louis. Was selected by the Rams in the second round of the 1988 draft (35th overall). Has played both safety and cornerback in his 8-year NFL career. Contract runs through 1997 with no option. **1995** — Played in 12 games, primarily on special teams, in his first season with the Saints. . . tallied four tackles and a pass defended. . . started at right cornerback, vs. St. Louis 11/5, as Saints opened with six DBs. . . recorded seven tackles and a forced fumble on special teams, where his tackle total ranked sixth on the squad. . . caught first career pass, vs. Miami 10/15, when he hauled in an 18-yard pass from Klaus Wilmsmeyer to convert a fourth down on a fake punt. . . was inactive for four contests on the year, including three of the last four with a sprained ankle. **1994** — Started 14 of the 16 games in which he played at free safety for the Rams. . . finished ninth on the team with 40 total tackles, tied for third with two interceptions. . . accounted for the second touchdown of his career when he took an interception back 22 yards for a score, vs. Washington 12/24. **1993** — Opened all 16 contests for the second consecutive season. . . was fifth on club with 64 total stops, and tied for fourth with four passes defended. **1992** — Started all 16 matchups for the initial time in his career. . . opened the first seven games at free safety and the final nine at strong safety. . . was second in tackles (71), tied for first with a career-high four interceptions, and third with a career-best nine passes defended. . . also recovered three fumbles on the year, which ranked second on the squad. . . had an interception in each of the first three games. . . recorded a career-high 12 tackles (11 solo), vs. San Francisco 10/4. **1991** — Appeared in all 16 games, started one at strong safety. . . in only start of the year, vs. Atlanta 12/8, posted a season-high six solo

stops. . . recorded first career touchdown, vs. Green Bay 9/29, when he picked up a Vai Sikahema fumble in the air and raced 17 yards into the end zone. . . tallied first career sack, vs. Kansas City 11/10. . . in season finale, at Seattle 12/22, tallied five solo tackles and returned a Dave Krieg pass for a career-long 58-yard return. **1990** — Started six of the 16 games in which he played. . . had a season-high eight tackles (7 solo) and two passes defended, vs. Philadelphia 9/23. **1989** — Appeared in 15 games, majority of action came in nickel and dime situations. . . registered 45 total stops on defense and ten more on special teams, which were third on the team. . . spent the final game of the regular season and playoffs on injured reserve with a fractured elbow. . . made first career start, at strong safety in place of an injured Michael Stewart, vs. Saints 10/22. **1988** — Played in all 16 contests, mostly on special teams where he was credited with eight tackles. . . came up with first career interception, vs. Seattle 10/23.

COLLEGE: Was an All-Pac 10 selection as a senior when he registered 85 total tackles. . . also led the team in passes defended with 11 and had three fumble recoveries and one forced fumble. . . was an honorable mention all-conference choice his junior year. . . played at Oregon for current St. Louis head coach Rich Brooks.

PERSONAL: Was a two-time all-Metro League choice at Beaverton (Ore.) High School, where he was a first-team all-state pick and the State Player-of-the-Year by the Oregonian. . . also lettered four times as an outfielder, and was selected by the Toronto Blue Jays in the 1984 Baseball Draft. . . married (Teri) with daughter (Baylee 1/25/94) and son (Anthony, Jr. (A.J.) 3/9/96). . . family resides in West Linn, Oregon. . . full name is Anthony Q. Newman.

GAMES STARTED/PLAYED: (1988, 0/16); (1989, 1/15); (1990, 6/16); (1991, 1/16); (1992, 16/16); (1993, 16/16); (1994, 14/16); (1995, 1/12). Totals 55/123. Totals with Saints 1/12. **PLAYOFF GAMES STARTED/PLAYED:** (1988, 0/1).

Year	TACKLES			No.	INTERCEPTIONS		
	Tkl	Asst	Tot.		Yards	LG	TD
1988 (Rams)	21	1	22	2	27	27	0
1989 (Rams)	52	3	55	None			
1990 (Rams)	45	9	54	2	0	0	0
1991 (Rams)	28	4	32	1	58	58	0
1992 (Rams)	64	11	75	4	17	17	0
1993 (Rams)	51	17	68	None			
1994 (Rams)	31	9	40	2	46	24	1
1995	8	3	11	None			
Totals	300	57	357	11	148	58	1

Additional Stats: Passes Defensed (34): 1988, 2; 1989, 1; 1990, 7; 1991, 3; 1992, 9; 1993, 4; 1994, 7; 1995, 1. Fumbles Recovered (5-17 yards, 1 TD): 1991, 1-17 yards, 1 TD; 1992, 3; 1994, 1. Forced Fumbles: 1995, 1. Receptions: 1995, 1-18 yards.




CRAIG NOVITSKY

Center/Tackle Year With Saints: 3 Year in NFL: 3

Ht: 6-5 Wt: 295 College: UCLA

Born: May 12, 1971 at Washington, D.C.

Joined Saints: Draft Choice No. 5b, 1994

PRO: Was the Saints' second pick of the fifth round (143rd overall) of the 1994 draft, with a choice acquired from the Jets in an exchange of 1994 first-round selections. Gives the Saints excellent versatility, can play center, tackle and guard. An extremely strong player with quick first step. Contract runs through 1996 with no option. **1995** — Appeared in all 16 games with action in 11 of them coming solely on special teams. . . started three contests on the year. . . came in at right tackle for an injured Chris Port in second quarter, at San Francisco 10/29, and played there the remainder of the game. . . opened at right tackle in place of an injured Richard Cooper in win over Rams, 11/5, and played the entire contest. . . also subbed for Cooper in the second half, at Minnesota 11/19. . . started each of the final two matchups at center for an injured Jeff Uhlenhake, and participated in every offensive play during this stretch. **1994** — Played in nine games, including one start, dressed but did not play in seven. . . opened at center in place of an injured Jeff Uhlenhake (knee), in 37-34 win over Rams, 10/23, and played the entire contest. . . subbed for Uhlenhake in fourth quarter the previous week against San Diego. . . saw action as a tight end over the final four contests.

COLLEGE: Started all 46 games in his four-year career for the Bruins. . . started at both left tackle and left guard, and was also the backup at center. . . was an All-Pac 10 selection as a senior. . . played in the Hula Bowl. . . majored in history.

PERSONAL: Played offensive and defensive tackle at Potomac High School in Dumfries, Virginia, where he earned all-state, all-metro, all-county and all-commonwealth honors. . . was a two-time team captain and MVP. . . lettered on the school's track team, where he performed in the shot put and the discus. . . coming out of high school, was recruited by Saints offensive line coach John Matsko, then an assistant at USC. . . single. . . took part in Saints' offseason conditioning regimen. . . lives in Metairie. . . full name is Craig Arron Novitsky.

GAMES STARTED/PLAYED: (1994, 1/9); (1995, 3/16). Totals 4/25.




DOUG NUSSMEIER

Quarterback Year With Saints: 3 Year in NFL: 3

Ht: 6-3 Wt: 211 College: Idaho

Born: December 11, 1970 at Portland, Oregon

Joined Saints: Draft Choice No. 4, 1994

PRO: Was the Saints' fourth-round draft choice (116th overall, 4th quarterback) in 1994. Marked the second-highest selection ever by the Saints of a quarterback in the regular draft (Archie Manning, first round of 1971). Tough, durable quarterback with good mobility. Contract runs through 1996 with no option. **1995** — Was the third quarterback in all 16 regular season contests. . . in four preseason outings, completed 16 of 27 (59.3%) for 132 yards with no TDs and no INTs. **1994** — Was designated as the third quarterback for all 16 regular season games. . . in four preseason games, completed 22 of 38 (57.9%) for 204 yards with two interceptions.

COLLEGE: In four years, established school and conference records for total offense (309.2 per game) and touchdown passes (91). . . finished first on Idaho's all-time chart for passing yards (10,824) and second in completions (746) and attempts (1,225). . . career passer efficiency rating of 154.4 was a Division I-AA record. . . as a senior, completed 185 of 304 for a career-high 33 TDs and just five INTs, led team to I-AA semi-finals, was a unanimous I-AA All-America and was the recipient of the Walter Payton Award as the top player in I-AA. . . was redshirted in 1989. . . played in the East-West Shrine Game and the Senior Bowl. . . holds degree in marketing.

PERSONAL: Was an All-Three Rivers League first-team pick at defensive back, and a second-team choice at quarterback as a senior at Lakeridge High School in Lake Oswego, Oregon. . . led team to state title his senior season, the only year he played quarterback. . . also lettered in basketball and baseball. . . in basketball, led team in scoring and rebounding as a senior, when he was third-team all-state selection, first team all-league and first team all-tournament. . . single. . . resides in New Orleans. . . full name is Douglas Keith Nussmeier.




SHANE PAHUKOA

Safety Year With Saints: 3 Year in NFL: 3
Ht: 6-2 Wt: 202 College: Washington
Born: November 25, 1970 at Vancouver, Washington
Joined Saints: Free Agent, 1994

PRO: Will begin the year following reconstructive knee surgery in January of 1996, his second such surgery in less than two years. Originally went to camp with the Saints as a rookie free agent in 1993. Was waived 8/24 and signed to the practice squad 12/13 where he spent the final three games. Sustained a torn anterior cruciate ligament in his knee during a training camp practice, 8/8/94. Underwent reconstructive surgery 8/18, spent the entire season on injured reserve. An aggressive player who has the knack for making the big hit. Contract runs through 1996 with no option. **1995** — In first NFL season, made his mark on special teams, where he led the unit with 18 tackles. . . tallied a pair of stops on kickoff coverage in win over Carolina, 11/26, and was awarded a game ball in the kicking game. . . majority of action over the first three quarters of the season came on special teams. . . received first extended action on defense in game 13, at New England 12/3, replacing an injured Vince Buck at free safety in the first quarter. . . went on to record a game-high 12 tackles and the first two interceptions of his career in the win over the Patriots. . . final INT came in the end zone with just over six minutes to play to preserve victory. . . started at free safety each of the next two weeks. . . initial NFL start came at Atlanta, 12/10. . . sustained a torn anterior cruciate ligament and cartilage damage in his knee, vs. Green Bay 12/16, spent the final game of the year on injured reserve. . . overall, played in 15 games with two starts. . . on defense, registered 26 tackles, two interceptions and four passes defended.

COLLEGE: Was a second-team All-Pac 10 choice each of his final two years at Washington. . . was an Academic All-Conference pick as a sophomore. . . was one of three true freshmen to letter for the Huskies in 1989. . . recorded 151 tackles and three interceptions in his career. . . majored in law enforcement.

PERSONAL: Was an All-State running back at Marysville-Pilchuk High School in Marysville, Washington, where he also played quarterback and defensive back. . . lettered on basketball and baseball teams as well. . . brother, Jeff, is an offensive lineman with the Atlanta Falcons. . . father is a native Hawaiian who was born and raised on the island of Maui. . . in Hawaiian, last name

means "The one who beats the drum". . . married (Kendra) with daughter (Keala 5/30/95). . . family resides in Kenner. . . full name is Shane Kapualani Pahukoa.

GAMES STARTED/PLAYED: (1995, 2/15).

Year	TACKLES			No.	INTERCEPTIONS		
	Tkl	Asst	Tot.		Yards	LG	TD
1995	39	5	44	2	12	12	0

Additional Stats: Passes Defended: 1995, 4.




RUFUS PORTER

Linebacker Year With Saints: 2 Year in NFL: 9
Ht: 6-1 Wt: 230 College: Southern
Born: May 18, 1965 at Amite, Louisiana
Joined Saints: Unrestricted Free Agent (Seattle), 1995

PRO: Joined the Saints as an unrestricted free agent when he agreed to terms on a three-year contract 3/10/95. Originally entered the NFL as a rookie free agent with Seattle in 1988. Gained a reputation as an excellent pass rusher and special teams player during his NFL career. His 37.5 career sacks as a Seahawk rank fourth on the club's all-time chart. Can play either weakside or strongside linebacker spots in Saints' 4-3 defense. Contract runs through 1997 with no option. **1995** — Season started slowly for Rufus, who was hampered throughout most of the first half of the season with a groin injury sustained during training camp. . . was inactive for three of the first six games, missed most of two others. . . overall, played in 13 contests with 12 starts, 11 at strongside linebacker and one at left defensive end. . . finished sixth on the team with 60 total tackles (48 solo). . . also recorded three sacks, seven passes defended, a fumble recovery and a forced fumble. . . played in the 100th game of his NFL career, at St. Louis 9/10, when he came up with his first sack as a Saint. . . posted four tackles in win over Indianapolis, 11/12, and was awarded a defensive game ball. . . also earned game balls in victories at New England, 12/3, when he tallied eight stops and a forced fumble, and at Jets, 12/24, when he registered seven tackles and a sack. . . turned in a seven-tackle effort, which included a fumble recovery that he returned 13 yards, in win at San Francisco, 10/29. . . also had a season-high eight tackles, at Minnesota 11/19. . . recorded 43 tackles and two sacks over the final eight games. **1994** — Started 15 games at RLB, saw action at RDE in passing situations. . . recorded 75 tackles (61 solo), 1.5 sacks and six passes defended. . . tallied a season-high nine stops twice, at Indianapolis 10/2 (7 solo) and vs. Denver 10/9 (8 solo). . . registered seven tackles, including 1.5 sacks, vs. Raiders 12/18. . . returned an interception 33 yards to set up field goal, vs. Pittsburgh 9/25. . . sustained a hip pointer at Kansas City 10/23, played strictly on special teams the following week at San Diego. **1993** — Played in just seven games, starting six at RLB. . . missed two of the first three contests with a hamstring injury, was on injured reserve for the final seven with a torn Achilles' tendon. . . tallied 21 tackles, a sack and two passes defended on the year. . . had a season-high eight tackles, vs. New England 10/24. **1992** — Opened all 16 contests at right outside linebacker, was third on club with a career-high 90 total tackles (68 solo), and second with 9.5 sacks. . . recorded eight tackles, including 2.5 sacks, vs. Philadelphia 12/13. . . had a season-high nine stops, with two sacks, at Kansas City 9/13. . . also turned in a nine-tackle effort, vs. San Diego 12/27. **1991** — Started all 15 games in which he played at right outside linebacker, missed contest at Atlanta, 12/15, with a shoulder injury. . . led squad in sacks with 10, was third with 80 tackles. . . forced a team-high four fumbles. . . tied career-high figures with 11 tackles and three sacks, vs. Denver 11/24. . . also had two forced fumbles in the Broncos game, and was named AFC Defensive Player-of-the-Week. . . added five tackles on spe-

cial teams during the course of the season. **1990** — Opened each of the first 12 contests at right outside linebacker in his first season as a full-time starter. . . spent the final four games on injured reserve with a groin injury. . . recorded 50 tackles, five sacks, a career-high four fumble recoveries, four passes defended and two forced fumbles. . . added one stop on special teams. **1989** — Appeared in all 16 games, including starts at left outside linebacker in three of the first four. . . although he saw limited action on defense, Rufus managed to record a team-high 10.5 sacks. . . was voted to the AFC Pro Bowl squad for second straight season as a special teamer, where he registered 13 tackles. . . had 36 tackles on defense, where he forced a team-high five fumbles. . . had three sacks and two forced fumbles, at San Diego 10/15. . . also accounted for a pair of sacks, vs. Denver 10/22. . . in a five week span (6-10), tallied nine sacks and three forced fumbles. . . was a first-team All-NFL choice by Sports Illustrated and Pro Football Weekly. **1988** — Was selected to the AFC Pro Bowl team in his rookie season as the sepcial teams player, where he was credited with 16 tackles, including four in his initial NFL outing, at Denver 9/4. . . saw some action on defense, recorded a tackle, a pass defended, a fumble recovery and a forced fumble. . . was a first-team All-NFL selection by College & Pro Football Newsweekly, and an All-Rookie choice by Pro Football Weekly and College & Pro Football Newsweekly.

COLLEGE: Earned second-team All-SWAC honors his junior and senior seasons for the Jaguars. . . finished his career with 312 tackles, 18 sacks, four interceptions, and two fumble recoveries. . . majored in physical education.

PERSONAL: Lettered in football, basketball and baseball at Capitol High School in Baton Rouge. . . Porter's uncle is a former President of Grambling State University, including the time when Rufus played at Southern, Grambling's archrival. . . married (Anita) with daughter (Atina 5/14/85) and son (Rufus, Jr. 10/2/90).

GAMES STARTED/PLAYED: (1988, 0/16); (1989, 3/16); (1990, 12/12); (1991, 15/15); (1992, 16/16); (1993, 6/7); (1994, 15/16); (1995, 12/13). Totals 79/111. Totals with Saints 12/13.

PLAYOFF GAMES STARTED/PLAYED: (1988, 0/1).

Year	TACKLES			SACKS		FUMBLES RECOVERED		
	Tkl	Asst	Tot.	No.	Yards Lost	No.	Yards	TD
1988 (Seattle)	17	0	17	None	-	1	0	0
1989 (Seattle)	40	9	49	10.5	-	None	-	-
1990 (Seattle)	42	9	51	5	-	4	11	0
1991 (Seattle)	64	21	85	10	-	None	-	-
1992 (Seattle)	68	22	90	9.5	-	None	-	-
1993 (Seattle)	16	5	21	1	4	None	-	-
1994 (Seattle)	61	14	75	1.5	8.5	None	-	-
1995	48	12	60	3	37	1	13	0
Totals	356	92	448	40.5	-	6	24	0

Additional Stats: Interceptions (3-37 yards): 1991, 1-0 yards; 1993, 1-4 yards; 1994, 1-33 yards. Passes Defensed (27): 1988, 1; 1990, 4; 1991, 3; 1992, 4; 1993, 2; 1994, 6; 1995, 7. Forced Fumbles (15): 1988, 1; 1989, 5; 1990, 2; 1991, 4; 1992, 2; 1995, 1.

Career-Highs

Tackles: 11, twice, last time at Denver 11/24/91
Sacks: 3, twice, last time at Denver 11/24/91



STEVE RHEM

Wide Receiver Year With Saints: 3 Year in NFL: 3
Ht: 6-2 Wt: 212 College: Minnesota
Born: November 9, 1971 at Ocala, Florida
Joined Saints: Free Agent, 1994

PRO: Was one of five rookie free agents to make Saints' opening day roster in 1994, but was perhaps the most unique story. Had a brief stint with Saskatchewan of the Canadian League in 1993. Has a combination of good speed, hands and strength. Contract runs through 1996 with no option. **1995** — Had successful return following rehabilitation from a broken ankle. . . appeared in eight games on the year, primarily on special teams where he was credited with one tackle. . . was inactive for five games. . . saw most extensive action on offense at Carolina, 10/29, when he caught four passes for for 50 yards with a long of 20. **1994** — Played in seven of the first eight games, all on special teams. . . made club after not playing competitive football since 1989. . . then in pre-game warmups prior to season opener, vs. Kansas City 9/4, collided with teammate Les Miller and saw action on just one special teams play in the contest. . . sustained a fractured ankle, vs. Rams 10/23. . . was inactive at Minnesota 11/6 and placed on injured reserve 11/9 where he spent the final seven matchups.

COLLEGE: Played just one year of college ball, as a freshman at Minnesota in 1989 when he caught 12 passes for 253 yards and a TD, and rushed for 122 yards and a TD on 16 attempts. . . scored a 55-yard TD the second time he touched the ball in his college career. . . was enrolled in three different schools over the next four years, but did not play at any of them for a variety of reasons. . . was at Northeast Louisiana in 1991 but did not play because of NCAA transfer rules. . . attended Arkansas-Monticello in 1992 and Rowan College in New Jersey for a brief time in 1993. . . is just three semesters shy of a degree in mathematics and secondary education.

PERSONAL: Starred at Vanguard High School in Ocala, Florida. . . was given a tryout by the Saints following the 1993 CFL season, after Saints scout Tom Marino had remembered him from his freshman year at Minnesota. . . single. . . lives in Ocala. . . full name is Steve Lamar Rhem.

GAMES STARTED/PLAYED: (1994, 0/7); (1995, 0/8). Totals 0/15.

Year	No.	RECEIVING			LG	TD
		Yds.	Avg.			
1994	None	-	-	-	-	-
1995	4	50	12.5	20	0	0
Totals	4	50	12.5	20	0	0

**WILLIAM ROAF**

Tackle Year With Saints: 4 Year in NFL: 4
Ht: 6-5 **Wt:** 300 **College:** Louisiana Tech
Born: April 18, 1970 at Pine Bluff, Arkansas
Joined Saints: Draft Choice No. 1a, 1993

PRO: Selected by the Saints in the first round (8th player overall, 1st offensive lineman) of the 1993 draft with a choice obtained from Detroit for LB Pat Swilling. Is the first player from a Louisiana college ever taken by the Saints in the first round, and the first player the Saints have ever drafted from Louisiana Tech. Possesses excellent combination of size, strength and quickness. After playing all year at right tackle in his rookie season, was moved to the left side in 1994. Has evolved into one of the best tackles in the league. Has never missed an offensive snap in his three NFL seasons. Has started 48 straight league games, the most of any Saints offensive player, and the third-most on the club. Contract runs through 1996. **1995** — Made his second consecutive trip to the Pro Bowl, the first offensive lineman in team history to be voted more than once. . . started all 16 games at left tackle and was in for every offensive play. . . was selected to virtually every All-Pro team. . . was also the NFL Alumni Association's Offensive Lineman-of-the-Year. . . was awarded an offensive game ball in win over Carolina, 11/26. **1994** — Became just the fourth offensive lineman and first tackle in club history to be voted to the Pro Bowl. . . was a consensus first-team All-Pro choice, as well as the NFLPA's NFC Offensive Lineman-of-the-Year. . . started all 16 games at left tackle and did not miss an offensive snap for the second straight year. . . was awarded offensive game balls in wins vs. Atlanta 11/13, at Atlanta 12/11 and at Denver 12/24. **1993** — Started all 16 games at right tackle and did not miss an offensive snap. . . was one of only two linemen to open all 16 contests. . . was the first Saints rookie to start all 16 games since CB Robert Massey in 1989, and the first Saints rookie offensive lineman to open every regular season game since G Brad Edelman started all nine in 1982. . . was awarded an offensive game ball in win at Rams, 10/3, as Saints totaled 359 yards of total offense, including 154 on the ground (4.8 avg.). . . was voted to every all-rookie team.

COLLEGE: Was a finalist for the Outland Trophy his senior season, when he yielded just one sack in his only year at right tackle. . . was an all-Southern Independent choice as a junior when he started every game at left tackle, also started every contest at left tackle as a sophomore. . . was coached at Tech by former Eagles and Saints offensive lineman Pete Perot. . . played in the Hula Bowl and the East-West Shrine Game. . . majored in sociology.

PERSONAL: Was an all-district choice in football, and was the power forward on the basketball team at Pine Bluff (Arkansas) High School. . . ran for a touchdown on a tackle-eligible play in his senior year. . . father is a dentist in Pine Bluff, and mother is a member of the Arkansas State Supreme Court. . . as a seventh-grader, worked as a page in the Arkansas State Capitol in Little Rock for President Bill Clinton, then Governor of Arkansas. . . returned to Louisiana Tech this off-season, where he worked towards completion of his degree work in sociology. . . single. . . resides in Kenner. . . full name is William Layton Roaf.

GAMES STARTED/PLAYED: (1993, 16/16); (1994, 16/16); (1995, 16/16). Totals 48/48.

**TORRANCE SMALL**

Wide Receiver Year With Saints: 5 Year in NFL: 5
Ht: 6-3 **Wt:** 201 **College:** Alcorn State
Born: September 6, 1970 at Tampa, Florida
Joined Saints: Draft Choice No. 5, 1992

PRO: Selected by the Saints in the fifth round (138th player overall, 11th wide receiver) of the 1992 draft. Was chosen with choice from Detroit for WR Brett Perriman. Possesses excellent hands, size and strength. Is 14th on the Saints' all-time list with 126 receptions for 1,622 yards and 14 touchdowns. Has never fumbled in his four-year career. Contract runs through 1998 with no option. **1995** — Finished fifth on the team with 38 catches for 461 yards. . . five receiving touchdowns equaled a career-best, six total scores were a career-high. . . also rushed for 75 yards and a TD on six carries on the year. . . appeared in all 16 games with one start. . . saw majority of action in three wide receiver sets. . . had a season-high six receptions for 82 yards and two TDs, vs. Green Bay 12/16. . . took a reverse from QB Tom Hodson and raced 44 yards for the first rushing score of his career, vs. Philadelphia 10/1. . . caught three passes for 48 yards, including a 32-yard TD grab, and rushed once for 11 yards in win over Indianapolis, 11/12, and was awarded an offensive game ball. . . 100th career reception came on a 1-yard scoring catch, at Giants 9/24. . . blocked a punt in season finale, at Jets 12/24, and earned a game ball in the kicking game. **1994** — Made dramatic strides in his fourth pro season, developed into a consistent receiver with a knack for making the critical catch. . . as the third receiver, finished third on club with 49 receptions for 719 yards and five touchdowns, all career-highs. . . 14.7-yard average per catch led team. . . 20 of 49 catches during the course of the year came on third down. . . was clutch down the stretch as he hauled in 28 passes for 456 yards and four TDs over the final six weeks. . . 21 of those 28 grabs were good for a first down. . . established a career-high, at Raiders 11/20, when he caught eight passes, two for touchdowns. . . had a career day in season finale, at Denver 12/24, when he caught six passes for 200 yards and a pair of scores. . . yardage total that day is the second-most ever by a Saint (205 by Wes Chandler, vs. Atlanta 9/2/79). . . had TD catches of 75 and 36 yards, and another reception of 56 yards. . . 75-yard TD is the fifth longest in club history. . . will be an answer to a trivia question, accounted for the first 2-point conversion in Saints history when he caught a pass from Jim Everett in third quarter, vs. Washington 9/11. **1993** — Played in 11 games, was inactive for the other five. . . missed first two contests with a sprained ankle sustained in final preseason game. . . caught 16 passes for 164 yards and a TD in action primarily in three and four-wide receiver sets. . . grabbed a season-high five passes for 55 yards, vs. Atlanta 10/24. . . accounted for a reception in five straight games (3-7). . . only TD on the year was a 3-yarder from Mike Buck, at Pittsburgh 10/17. **1992** — Made final roster, but was waived 9/3 and signed to the practice squad. . . signed back to 47-man roster 9/19, and played in the final 13 games of the season, including a pair of starts. . . finished the year fourth on the team with 23 receptions for 278 yards and three TDs. . . reception total was third among NFL rookies, and was the most by a Saints rookie since Eric Martin caught 35 for 522 and four TDs in 1985. . . caught four passes for 29 yards in first NFL game, vs. San Francisco 9/27. . . hauled in two for 55 yards, including a season-long 33-yarder, vs. Tampa Bay 11/1. . . caught a season-high five for 55 yards, including a 22-yarder for his first career touchdown, at San Francisco 11/15. . . had four receptions for a season-high 58 yards, including a 27-yarder for a score, vs. Buffalo 12/20.

COLLEGE: Finished his career as Alcorn's top all-time receiver with 140 catches for 2,527 yards and 16 touchdowns. . . was a first team All-SWAC choice as a senior when he hauled in a school-record 55 passes for 1,068 yards and seven TDs. . . was also an All-SWAC selection as a sopho-

more with 47 catches for 926 yards and nine scores. . . saw punt return duty as a junior and brought back 29 for a 7.6-yard average. . . majored in education.

PERSONAL: Was an all-district and all-conference wide receiver at Thomas Jefferson High School in Tampa, Florida, where he also lettered in basketball and track. . . single. . . makes offseason home in Kenner. . . full name is Torrance Ramon Small.

GAMES STARTED/PLAYED: (1992, 2/13); (1993, 0/11); (1994, 0/16); (1995, 1/16). Totals 3/56.
PLAYOFF GAMES STARTED/PLAYED: (1992, 0/1).

RECEIVING					
Year	No.	Yds.	Avg.	LG	TD
1992	23	278	12.1	33	3
1993	16	164	10.3	17	1
1994	49	719	14.7	75t	5
1995	38	461	12.1	32t	5
Totals	126	1622	12.1	75t	14
PLAYOFFS					
Year	No.	Yds.	Avg.	LG	TD
1992	1	6	6.0	6	0

Additional Stats: Rushing: 1995, 6-75 yards, 44t Long, 1 TD. Two-Point Conversions: 1994, 1 Receiving.

Career-Highs

Receptions: 8, at Raiders, 11/20/94
Yards Receiving: 200, at Denver, 12/24/94
Long Reception: 75t, at Denver, 12/24/94
Receiving TDs: 2, 3 different times (last vs. Green Bay, 12/16/95)



82

IRV SMITH

Tight End Year With Saints: 4 Year in NFL: 4
Ht: 6-3 Wt: 246 College: Notre Dame
Born: October 13, 1971 at Trenton, New Jersey
Joined Saints: Draft Choice No. 1b, 1993

PRO: Was New Orleans' second selection of the first round (20th overall) in the 1993 draft, a choice obtained from Phoenix through San Francisco in an exchange of first-round picks. Was the first tight end taken in the draft, and the first ever selected by the Saints in the first round. Big player with good hands and blocking ability. Contract runs through 1997 with no option. **1995** — Started all 16 contests for the second consecutive year, finished third on the team with a career-high 45 receptions for 466 yards and three touchdowns. . . was part of a tight end group that totaled 103 catches, the most in club history. . . also fielded one kickoff for six yards, and had a 2-point conversion to his credit on the year. . . saw action at the fullback spot during the course of the season, where he started two contests. . . opened at fullback in win at San Francisco, 10/29, when the Saints rushed for a season-high 153 yards. . . established career-highs with nine receptions and 83 yards in victory over Indianapolis, 11/12, when he was awarded an offensive game ball. . . recep-

tion total in that game was the most by a Saint since the 13th game of 1991, and tied for the second-most ever by a Saints TE. . . co-led team with five catches for 67 yards, including a career-long 43-yard grab, in win at New England, 12/3. . . caught seven passes for 45 yards the following week, at Atlanta, when he set a career-high with two touchdowns, the first Saints TE to do that since the 12th game of 1987. . . over the last six weeks of the season, caught 32 passes for 341 yards and two TDs. **1994** — Took over starting spot with retirement of Hoby Brenner. . . was fifth on team and first among tight ends with 41 receptions for 330 yards and three touchdowns. . . marked the most catches by a Saints TE since Brenner caught 42 in 1985. . . was part of a tight end group that hauled in 80 passes, the second-most ever by that position in Saints history. . . caught a team-high six passes (42 yards) in win over Giants, 10/2, and was awarded an offensive game ball. . . grabbed a career-high seven passes (46 yards), including a 17-yard TD, in victory against Atlanta, 11/13, and earned a game ball on offense. . . also received an offensive game ball in season-ending win at Denver, 12/24, when he caught five passes for a season-best 53 yards. **1993** — Started eight of the 16 games in which he played, mostly for an injured Brenner. . . opened three games as part of a two-tight end set. . . finished the season tied for sixth on the team and first among tight ends with 16 receptions for 180 yards and two TDs. . . first touchdown was a 1-yard catch from Wade Wilson, at Atlanta 9/12. . . grabbed a season-high four passes for 45 yards, at Minnesota 11/28. . . scored on a 9-yard reception in 20-13 win, vs. Cincinnati 1/2. . . was an all-rookie selection by College & Pro Football Newsweekly.

COLLEGE: Didn't start for the Irish until his senior season when he caught 23 passes for 301 yards and two touchdowns, and was a consensus All-America. . . played behind former Giants first-round pick Derek Brown his first three years. . . appeared in all 50 games during his college career, and totaled 33 receptions for 411 yards and six touchdowns. . . was an outfielder on the Notre Dame baseball team his first three years. . . earned degree in marketing.

PERSONAL: Earned all-division, all-county and all-state accolades as a tight end, linebacker and safety at Pemberton (New Jersey) High School. . . was team captain as a junior and senior. . . also lettered in basketball and baseball, and was an all-county selection in both. . . was selected by the Houston Astros in the 1992 baseball draft, following his junior season of baseball at Notre Dame. . . is on the Board of the Directors for the Ronald McDonald House of New Orleans. . . in 1995, donated \$100 for every reception to the Center For Alcohol and Drug Abuse (CADA), a local United Way Agency. . . single. . . resides in Kenner. . . full name is Irvin Martin Smith.

GAMES STARTED/PLAYED: (1993, 8/16); (1994, 16/16); (1995, 16/16). Totals 40/48.


RECEIVING					
Year	No.	Yds.	Avg.	LG	TD
1993	16	180	11.3	23	2
1994	41	330	8.0	19	3
1995	45	466	10.4	43	3
Totals	102	976	8.9	43	8

Additional Stats: Kickoff Returns (3-16 yards, 10 Long): 1994, 2-10 yards, 10 Long; 1995, 1-6 yards. Fumbles (2): 1993, 1; 1995, 1.

Career-Highs

Receptions: 9, vs. Indianapolis, 11/12/95
Receiving Yards: 83, vs. Indianapolis, 11/12/95

Long Reception: 43, at New England, 12/3/95
Touchdowns: 2, at Atlanta, 12/10/95




ISRAEL STANLEY

Defensive End Year With Saints: 2 Year in NFL: 2
Ht: 6-3 Wt: 260 College: Arizona State
Born: April 21, 1970 at San Diego, California
Joined Saints: Free Agent, 1995

PRO: Originally went to camp with San Diego as a rookie free agent in 1993. Spent the first 13 games of the '93 season on the Chargers' practice squad, was signed to the 53-man roster for the final three contests, was inactive for each. Was released by the Chargers in training camp, 1994, and by Tampa Bay later in camp. Contract runs through 1996 with no option. **1995** — Played in 15 games, as a reserve lineman and on special teams. . . was inactive for one contest with a knee injury. . . was credited with nine tackles, two sacks, a fumble recovery and a forced fumble on defense. . . added a pair of stops and a forced fumble on special teams. . . accounted for the first sack of his career, vs. Philadelphia 10/1. . . had two tackles, vs. Green Bay 12/16, when he came up with a key stop of Edgar Bennett on fourth-and-1 from the 2.

COLLEGE: As a senior for the Sun Devils, started 10 of 11 games and recorded 48 tackles, including nine for loss, and seven sacks. . . was an honorable mention All-Pac 10 choice that year. . . as a freshman in 1989, returned an interception 70 yards for a touchdown against Stanford. . . earned degree in justice studies.

PERSONAL: Was a C.I.F. San Diego Section, all-league and All-State selection at Point Loma High School in San Diego, Calif. . . single. . . resides in San Diego. . . full name is Israel Damon Stanley.

GAMES STARTED/PLAYED: (1995, 0/15).

Year	TACKLES			SACKS		FUMBLES RECOVERED		
	Tkl	Asst	Tot.	No.	Yards Lost	No.	Yards	TD
1995	10	1	11	2	11	1	0	0

Additional Stats: Forced Fumbles: 1995, 2.




FRED STOKES

Defensive End Year With Saints: 1 Year in NFL: 10
Ht: 6-3 Wt: 274 College: Georgia Southern
Born: March 14, 1964 at Vidalia, Georgia
Joined Saints: Unrestricted Free Agent (St. Louis), 1996

PRO: A nine-year NFL veteran who possesses excellent pass rush ability. Has registered 37 career sacks, with seven more in playoff competition. Was originally the 12th-round draft choice of the Rams in 1987. Signed with Washington as a Plan B free agent in 1989, re-signed with the Rams as an unrestricted free agent in 1993. Signed a three-year contract with the Saints 2/23/96 as an unrestricted free agent. Has missed just three games over the last seven seasons, none due to an injury. Has played in seven playoff games (all with Washington), tied for the most of any current Saint (Lorenzo White and Klaus Wilmsmeyer). **1995** — Played in 14 games, including two starts at

right end. . . did not see action in two contests. . . finished the year with 12 tackles, 3.5 sacks and a forced fumble. . . sack total was fourth on the club. . . had a season-high four stops, at Indianapolis 10/1. **1994** — Played in all 16 games including 14 starts at right end. . . finished with 22 tackles and two sacks. . . appeared in 100th NFL game, vs. Giants 10/16. . . also knocked down two passes and forced a fumble. **1993** — In first season of second stint with the Rams, was second on the club with a career-high 9.5 sacks. . . opened all 15 contests in which he played, missed game at San Francisco, 10/31, due to the birth of his second child. . . recorded a career-best 49 total tackles, which ranked sixth on the squad. . . also tallied four passes defended, two fumble recoveries and a forced fumble. . . had two sacks, at Giants 9/19. . . led the team with a career-high nine total stops, at Atlanta 10/14. **1992** — Opened 10 of 16 games for the Redskins, totaled 48 tackles, 3.5 sacks, two forced fumbles and a fumble recovery. . . was NFC Defensive Player-of-the-Week in NFC first-round playoff win over Minnesota, when he posted three sacks. . . led team with four sacks in two postseason games. **1991** — Started 11 of 16 contests, finished with 36 tackles. . . 6.5 sacks were second on the squad. . . also accounted for two fumble recoveries, two forced fumbles and an interception. . . only career INT came vs. Chicago, 10/6. . . had six tackles, a sack, a forced fumble and a fumble recovery in Super Bowl XXVI victory over Buffalo. . . in three playoff games overall, posted nine tackles, three sacks, two fumble recoveries and a forced fumble. . . three sacks were second-most on club in the postseason. **1990** — Appeared in all 16 games with three starts, led Washington with 7.5 sacks, the second-best output of his career. . . also topped club with a career-high four fumble recoveries. . . had 19 tackles, two forced fumbles and two passes defended on the year. . . was credited with 1.5 sacks and a fumble recovery in win vs. Dallas, 9/23. **1989** — Started each of the final five contests at right end, played in all 16 in first season with Washington. . . accounted for 24 tackles, three sacks, a pair of fumble recoveries, a career-high three forced fumbles and a pass defended. . . in first career start, vs. Chicago 11/26, had a season-high seven solo tackles, a fumble recovery, a forced fumble and a pass defended. . . was credited with the only safety of his career, vs. Seattle 12/23, when he sacked QB Dave Krieg in the end zone. **1988** — Played in each of the first five games of the season, tallied three tackles, a sack and two fumble recoveries. . . sustained an ankle injury, vs. Phoenix 10/2, and spent the remainder of the year on injured reserve. **1987** — Appeared in eight contests in his rookie year, recorded five tackles and 1/2 a sack. . . spent the first seven games of the year on injured reserve with a separated shoulder.

COLLEGE: Started his career as a tight end before being moved to offensive tackle for his final three seasons. . . was a first-team Division I-AA All-America his senior year.

PERSONAL: Attended Vidalia (Ga.) High School, where he lettered in basketball and football. . . only played football his senior season. . . was a musician in high school who played the tuba, before a coach convinced him to join the football squad for his final year. . . is the son of a Pentecostal minister. . . resides in Vidalia, Ga. . . married (Regina) with three sons (Lance 2/5/92, Landon 10/31/93 and Luke 12/22/95). . . full name is Louis Fred Stokes.

GAMES STARTED/PLAYED: (1987, 0/8); (1988, 0/5); (1989, 5/16); (1990, 3/16); (1991, 11/16); (1992, 10/16); (1993, 15/15); (1994, 14/16); (1995, 2/14). Totals 60/122.

PLAYOFF GAMES STARTED/PLAYED: (1990, 0/2); (1991, 3/3); (1992, 2/2). Totals 5/7.


Year	TACKLES			SACKS		FUMBLES RECOVERED		
	Tkl	Asst	Tot.	No.	Yards Lost	No.	Yards	TD
1987 (Rams)	5	0	5	0.5	4	None		
1988 (Rams)	3	0	3	1	5	2	0	0
1989 (Wash.)	14	10	24	3	18	2	6	0
1990 (Wash.)	8	11	19	7.5	37	4	5	0
1991 (Wash.)	18	18	36	6.5	32	2	10	0
1992 (Wash.)	19	29	48	3.5	30	1	0	0
1993 (Rams)	36	13	49	9.5	44.5	2	51	0
1994 (Rams)	17	5	22	2	14	None		
1995 (Rams)	8	4	12	3.5	25.5	None		
Totals	128	90	218	37.0	210	13	72	0

Additional Stats: Interceptions: 1991, 1-0 yards. Passes Defensed (10): 1989, 1; 1990, 2; 1991, 1; 1993, 4; 1994, 2. Forced Fumbles (12): 1989, 3; 1990, 2; 1991, 2; 1992, 2; 1993, 1; 1994, 1; 1995, 1. Recorded a safety, 12/23/89.

Career-Highs

Tackles: 9, at Atlanta 10/14/93

Sacks: 2, at Giants, 9/19/93



41

WILLIAM STRONG

Cornerback Year With Saints: 1 Year in NFL: 1
Ht: 5-10 Wt: 191 College: North Carolina State
Born: November 3, 1971 at Chester, South Carolina
Joined Saints: Draft Choice No. 5, 1995

PRO: Was the 148th player selected in the 1995 draft. Assets include speed and athleticism. Contract runs through 1997 with no option. **1995** — Spent the first 13 weeks of the season on the practice squad. . . was signed to the 53-man roster for the final three games, did not see action in two, was inactive for another.

COLLEGE: Appeared in all 42 games in his career for the Wolfpack. . . was the starter at right cornerback in each of his final two years. . . was an honorable mention All-ACC pick as a senior. . . played all four positions in the defensive backfield, during which time he registered 169 tackles, six interceptions and 22 passes defensed. . . was an Academic All-ACC choice as a sophomore in 1992. . . played in the Senior Bowl. . . earned degree in business management.

PERSONAL: Was an all-area, all-conference, all-region, All-Chester County and All-State selection as a senior at Lewisville (South Carolina) High School, where he was also a sprinter on the school's track squad. . . married (Ursula). . . lives in Kenner. . . full name is William Blake Strong.



54

WINFRED TUBBS

Linebacker Year With Saints: 3 Year in NFL: 3
Ht: 6-4 Wt: 250 College: Texas
Born: September 24, 1970 at Fairfield, Texas
Joined Saints: Draft Choice No. 3, 1994

PRO: The 79th overall selection and eighth linebacker taken in the 1994 draft. A strong player who has good size and speed. Contract runs through 1996 with no option. **1995** — After finishing his rookie season as a starter, Winfred suffered through an injury plagued year. . . opened six of the seven games in which he played at the middle linebacker spot, and tied for seventh on the team with 59 total tackles, including a sack. . . also had an interception, a fumble recovery and a forced fumble. . . started the season-opener, vs. San Francisco 9/3, but left in the second quarter with a calf strain. . . was inactive for the next three weeks. . . in first game back, vs. Philadelphia 10/1, registered a career-high 17 tackles (12 solo). . . in win over Miami, 10/15, posted nine tackles and an interception. . . also forced a fumble and recovered it on the same play, leading to a touchdown and was awarded a defensive game ball in the victory. . . missed game the following week, at Carolina, with a thigh injury. . . in 11-7 triumph at San Francisco, 10/29, tallied a team-high 11 tackles, including a sack on the 49ers final series to help preserve win. . . missed each of the final five contests with a knee injury, spent the final week on injured reserve. **1994** — Began the season as a reserve and special teams player, but by week 8 had earned a starting spot at right inside linebacker. . . opened seven of the final nine games at that spot, the only two he didn't was when Saints opened with six DBs. . . tied for 7th on team tackle chart with 54 (41 solo). . . also recorded a sack, an interception and two passes defensed. . . chipped in with five tackles on special teams. . . first career start came in win over Rams, 10/23, when he registered five stops on defense and two more on special teams. . . recorded a season-high nine tackles twice, at Raiders 11/20 (6 solo) and vs. San Francisco 11/28 (8 solo). . . also came up with an interception in the Raiders game that led to a TD. . . had only sack, at Minnesota 11/6. . . tallied eight tackles on defense and two on special teams, vs. Dallas 12/19. . . was an All-Rookie pick by Football News.


COLLEGE: Began his career as a fullback before moving to middle linebacker as a sophomore, where he started his junior and senior seasons, and was named first team All-Southwest Conference both times. . . played most of 1993 with a cast on his hand due to a deep gash, but still recorded 128 tackles, two sacks and an interception. . . had 157 tackles, 3.5 sacks and two interceptions his junior year. . . finished his career with 330 tackles, including nine behind the line of scrimmage, 5.5 sacks, three interceptions and a fumble recovery. . . redshirted in 1991 due to a pinched nerve in his neck. . . played in the East-West Shrine Game and the Senior Bowl. . . holds degree in psychology.

PERSONAL: Was a Class 3A All-State first team choice as a defensive end, and a third-team Super All-State team pick by the Texas Sportswriters Association as a senior at Fairfield (Texas) High School. . . also played fullback, where he rushed for 1,600 yards and 17 touchdowns as a senior. . . single. . . resides in Kenner. . . full name is Winfred O'Neal Tubbs.

GAMES STARTED/PLAYED: (1994, 7/13); (1995, 6/7). Totals 13/20.

Year	TACKLES			No.	SACKS Yards Lost
	Tkl	Asst	Tot.		
1994	46	13	59	1	0
1995	44	15	59	1	12
Totals	90	28	118	2	12

Additional Stats: Interceptions (2-6 yards): 1994, 1-0 yards; 1995, 1-6 yards. Passes Defensed (3): 1994, 2; 1995, 1. Fumbles Recovered: 1995, 1. Forced Fumbles: 1995, 1.




RENALDO TURNBULL

Defensive End Year With Saints: 7 Year in NFL: 7
Ht: 6-4 Wt: 250 College: West Virginia
Born: January 5, 1966 at St. Thomas, Virgin Islands
Joined Saints: Draft Choice No. 1, 1990

PRO: The 14th player and fourth defensive lineman selected in the 1990 draft. Spent first two years in NFL at end spot, was moved to linebacker in 1992. Moved back to defensive end spot in 1995 with the installation of the 4-3 defense. Stands in ninth spot on the Saints' all-time list with 38 quarterback sacks (215 yards lost). Has registered nine multiple sack games in his career. Contract runs through 1998 with no option. **1995** — Started all 15 games in which he played, 14 at right end and one on the left side, despite playing the entire year with a torn biceps tendon sustained during training camp. . . underwent surgery following the season. . . recorded 39 total tackles, was second on the club with seven sacks. . . also recovered two fumbles and defended a pass. . . registered a sack in four straight games (3-6), during which time he tallied five sacks, including a season-high of two, vs. Atlanta 9/17. . . missed entire second half, at St. Louis 9/10, with a groin injury. . . dressed but did not see action, at Carolina 10/22, with a groin strain. . . blocked two field goals on the year, a Tony Zendejas 37-yard attempt, at San Francisco 10/29, and a Cary Blanchard 45-yard try, vs. Indianapolis 11/12. . . was awarded game balls in the kicking game in both victories. **1994** — Opened all 16 games at right outside linebacker, tied for 7th on team with 54 total tackles (46 solo), including 6.5 sacks (31 yards lost), which ranked third. . . also defended a pass and forced two fumbles on the year. . . had his only two-sack outing, at Minnesota 11/6. . . recorded four tackles, including 1.5 sacks, and was awarded a defensive game ball in win at Denver, 12/24. . . tallied three tackles, including a sack in which he stripped the ball from Jeff Hostetler, leading to a Tyrone Hughes 42-yard return for a TD, at Raiders 11/20. . . registered a season-high nine tackles (8 solo), which tied a career-best, vs. Dallas 12/19. **1993** — Had the finest year in his NFL career as he was named to the NFC Pro Bowl squad in his first season as a starter on a full-time basis. . . opened 14 of the 15 games in which he played at ROLB, was inactive vs. Giants 12/20 with a pulled quad sustained the previous week vs. Rams. . . tied for first in the NFC with Green Bay's Reggie White with a career-high 13 sacks. . . placed 9th on club with 63 total tackles, including 51 primary hits. . . led team with a career-best five forced fumbles. . . was named NFC Defensive Player-of-the-Month for September when he was credited with 21 tackles, seven sacks, four forced fumbles and a fumble recovery in four games. . . was cited as NFC Defensive Player-of-the-Week in win over Detroit, 9/19, when he established career high figures of three sacks and three forced fumbles. . . tallied a season-high nine tackles, including three sacks, at Phoenix 10/31. . . registered a sack in each of the first five games. . . came up with big play at Atlanta, 9/12, when he stripped the ball from Bobby Hebert and recovered with 22 seconds to play, leading to Morten Andersen's 44-yard game-winning field goal in a 34-31 victory. . . first career interception came at Cleveland 12/5. . . was an AP All-Pro, College & Pro Football Newsweekly All-Pro, UPI All-NFC and Football News All-NFC selection.

1992 — Majority of action came on special teams, where he recorded three tackles. . . saw increased action at outside linebacker spot as he familiarized himself with the position after being moved there during training camp. . . was credited with six tackles and 1.5 sacks on defense. . . had only full sack vs. Miami 11/29. . . was inactive for final two regular season games with a sore hamstring. **1991** — Playing time came strictly as a reserve along defensive front, but played a significant role in Saints' rotating line scheme. . . recorded 20 tackles, a sack, a fumble recovery and a forced fumble. . . registered a season-high five stops vs. Chicago 10/27, tallied lone sack of season vs. Atlanta 11/24. . . was inactive for playoff game, vs. Atlanta 12/28, with a groin injury sustained in season finale, at Phoenix 12/22. **1990** — Started six of 16 contests in his rookie season, opened at left end in games 8-10 for an injured Wayne Martin, started at right end weeks 14-16. . . finished second among defensive linemen with 31 tackles (26 solo). . . set a club rookie mark (8, Rickey Jackson) and tied for the league-lead among rookies (Raiders' Aaron Wallace) with nine sacks (55 yards lost). . . registered a pair of sacks and a forced fumble in his first NFL start, at Cincinnati 11/4. . . tallied four tackles and two sacks in win at Rams 12/9. . . also turned in a two-sack effort in key victory at San Francisco 12/23. . . came up with Saints only two sacks of the day in playoff game, at Chicago 1/6. . . was an all-rookie selection by PFWA, UPI, College and Pro Football Newsweekly and Football Digest.

COLLEGE: Set Mountaineers sack record with 22, including 20 over his last two seasons. . . was a first team All-ECAC choice as a senior when he tallied 60 tackles, eight sacks and 19 tackles for loss. . . was an honorable mention All-America choice as a junior when he recorded a team-high 12 sacks, the second-highest figure in school history. . . registered a pair of sacks in the Senior Bowl where he was named the game's defensive MVP. . . holds degree with a major in communications and a minor in computer science.

PERSONAL: Was an all-scholastic and all-conference performer as a receiver and linebacker at Charlotte Amalie High School in hometown of St. Thomas, Virgin Islands. . . also lettered in basketball and track. . . spends time during offseason working with Boys Town of New Orleans. . . sponsored two programs each of the last two years, "Turnbull's Sacks for Success", which benefitted Boys Town, and "Tackles for Tots", which, through the Blue Cross-Blue Shield, helped raise money to provide health care for needy children. . . has his SEC-series seven registration, and has worked the past three off-seasons for the New Orleans investment firm of Morgan Keegan. . . married (Thea) with son (Royce Alexander 2/18/94). . . family resides in New Orleans. . . full name is Renaldo Antonio Turnbull.

GAMES STARTED/PLAYED: (1990, 6/16); (1991, 0/16); (1992, 0/14); (1993, 14/15); (1994, 16/16); (1995, 15/15). Totals 51/92.

PLAYOFF GAMES STARTED/PLAYED: (1990, 1/1); (1992, 0/1). Totals 1/2.

Year	TACKLES			No.	SACKS Yards Lost
	Tkl	Asst	Tot.		
1990	26	5	31	9	55
1991	17	3	20	1	1
1992	8	1	9	1.5	13
1993	51	12	63	13	78
1994	46	8	54	6.5	31
1995	30	9	39	7	37
Totals	178	38	216	38	215

Playoffs

1990	2	0	2	2	12
1992	None			None	

Totals	2	0	2	2	12
--------	---	---	---	---	----


Additional Stats: Fumbles Recovered (6): 1990, 1; 1991, 1; 1993, 2; 1995, 2. Forced Fumbles (9): 1990, 1; 1991, 1; 1993, 5; 1994, 2. Interceptions (1-2 yards): 1993, 1-2 yards. Passes Defensed (4): 1990, 1; 1993, 1; 1994, 1; 1995, 1. Blocked Kicks: 1995, 2 Field Goals.

Career-Highs

Tackles: 9 at Phoenix, 10/31/93; vs. Dallas, 12/19/94

Solo Tackles: 8 vs. Dallas, 12/19/94

Sacks: 3 vs. Detroit, 9/19/93; at Phoenix, 10/31/93




JEFF UHLENHAKE

Center Year With Saints: 3 Year in NFL: 8
Ht: 6-3 Wt: 284 College: Ohio State
Born: January 28, 1966 at Indianapolis, Indiana
Joined Saints: Unrestricted Free Agent (Miami), 1994

PRO: Selected by the Dolphins in the fifth-round (121st player overall) of the 1989 draft. Big, strong player who has also seen action as a long snapper on both punts and placements over the course of his career. Signed with the Saints as an unrestricted free agent 4/22/94. **An unrestricted free agent at press time, had not signed a contract for 1996.** 1995 — Started each of the first 14 games at center, and participated in every offensive snap during that time. . . also served as the snapper on placements, and a backup on punts. . . was awarded offensive game balls in victories at San Francisco (10/29) and vs. St. Louis (11/5). . . was inactive for each of the final two games with a knee injury. 1994 — Size and strength that Jeff possesses proved to be a valuable asset to the offensive line, where he started 15 of 16 games at center. . . was in on every offensive snap for 14 contests, missed most of fourth quarter in week 7, vs. San Diego 10/16, with a sprained knee. . . served strictly as a deep snapper on placements the following week, vs. Rams. . . also saw spot duty as long snapper on punts. 1993 — Was placed on Active/PUP 8/3 while still recovering from offseason reconstructive knee surgery. . . activated 8/30, was inactive for each of the first three regular season games. . . made starting debut at center, vs. Washington 10/4. . . opened games 4-8 before sustaining ligament damage in his knee at Jets 11/7, was placed on injured reserve 11/9. 1992 — Started the season at center despite a fractured finger. . . was inactive for games 10-12 with a sprained knee and ankle. . . started at center in all 13 games in which he played over the course of the year. . . also started both playoff matchups at center. . . underwent reconstructive knee surgery following the season, 1/31/93. 1991 — Played in 14 games, including 10 starts. . . did not sign until 9/3 causing him to miss season-opener. . . dressed but did not play the following week. . . saw action as a reserve in games 3-6, started at center in each of the final 10 contests. 1990 — Started all 16 games at center, also saw time as deep snapper on field goals and extra points. . . was part of a line that yielded an NFL-low 16 sacks. 1989 — Opened 15 of the 16 games in which he appeared, became the only rookie in club history to start at center. . . part of a line that allowed a league-low 10 sacks. . . served as snapper on punts for 10 games while regular Brian Kinchen was sidelined with a thumb injury.

COLLEGE: Was a four-year starter at center and guard for the Buckeyes. . . redshirted as a freshman defensive tackle. . . was an AP honorable mention All-America and All-Big 10 as a senior when he opened every game at center. . . was also an All-Big 10 choice his junior and sophomore seasons. . . played left guard his sophomore campaign. . . holds degree in hotel management.

PERSONAL: Lettered in football, basketball and baseball at Newark (Ohio) Catholic High School. . . was named Class A Lineman of the Year as a senior. . . played on state championship club in 1982, and runner-up teams in 1981 and 1983. . . enjoys golf and fishing. . . would like to get into the coaching profession after his playing career. . . single. . . makes home in Newark, Ohio. . . full name is Jeffrey Alan Uhlenhake.

GAMES STARTED/PLAYED: (1989, 15/16); (1990, 16/16); (1991, 10/14); (1992, 13/13); (1993, 5/5); (1994, 15/16); (1995, 14/14). Totals 88/94. Totals with Saints 29/30.

PLAYOFF GAMES STARTED/PLAYED: (1990, 2/2); (1992, 2/2). Totals 4/4.




MIKE VERSTEGEN

Guard Year With Saints: 3 Year in NFL: 3
Ht: 6-6 Wt: 311 College: Wisconsin
Born: October 24, 1971 at Appleton, Wisconsin
Joined Saints: Draft Choice No. 3, 1995

PRO: Was chosen with the 75th pick in the 1995 draft, the 18th offensive lineman taken. Has the versatility to play either guard or tackle. With an offseason in the club's offseason strength and conditioning program, should challenge for playing time in 1996. Contract runs through 1997 with no option. 1995 — Did not see action in his rookie season, was inactive for 13 games.

COLLEGE: Started each of his final three years for the Badgers, and finished his career with a string of 41 consecutive starts at left tackle. . . was an All-Big 10 honorable mention choice as a junior when he allowed just half a sack as Wisconsin captured the conference title and went on to defeat UCLA in the Rose Bowl. . . played in every contest as a freshman in 1991, and opened the final six matchups. . . earned second team Freshman All-America accolades. . . was originally recruited as a linebacker, but moved to the offensive line in his redshirt year of 1990. . . majored in agricultural business management.

PERSONAL: Was an all-region and all-conference pick as a senior at Kimberly (Wisconsin) High School, where he was an All-State choice as a defensive end his senior year. . . lettered twice in basketball and was a third baseman on the baseball team. . . was a U.S. Army Reserve Scholar Athlete and a member of the school's Honor Roll. . . married (Keri) with son (Matthew Robert 11/3/92). . . family resides in Appleton, Wisconsin. . . full name is Mike Robert Versteegen.

TURNING POINT

For the Saints, one of the most telling statistics in determining the outcome of a game has been turnovers. Since 1986, the Saints have posted a record of 73-37 in games where they have turned the ball two or fewer times, and a 18-35 mark when they turned it over more than twice. During this same time, they are 41-60 when the defense has produced two turnovers or less, and 50-12 when they have forced more than two.



38

LORENZO WHITE

Running Back Year With Saints: 1 Year in NFL: 9

Ht: 5-11 Wt: 222 College: Michigan State

Born: April 12, 1966 at Hollywood, Florida

Joined Saints: Free Agent, 1996

PRO: A proven all-around back who has played in more than 100 league games, accounted for more than 4,000 rushing yards and almost 200 receptions. Is second on Houston's all-time lists with 4,079 yards rushing and 1,000 attempts. With 184 receptions, is ninth on the Oilers' all-time chart and first among backs. Has had seven 100-yard rushing games in his career, the last coming November 21, 1994, when he picked up a career-best 156 yards on 27 attempts against the Giants as a member of the Oilers. Was originally the first-round draft choice of Houston in 1988 (22nd overall, 2nd running back). Joined Cleveland in 1995 as an unrestricted free agent. Contract runs through 1996 with no option. **1995** — Rushed for 163 yards and a TD on 62 carries, and caught eight passes for 64 yards for the Browns. . . opened two of the 12 games in which he played, 100th NFL appearance came vs. Buffalo, 10/2. . . only TD on the year came on a 3-yard run in season finale, at Jacksonville 12/24. **1994** — Started eight of 15 games in his final season with the Oilers, and led the team in rushing with 757 yards and three touchdowns on 190 carries. . . marked the third time in his career he was Houston's leading rusher. . . was fourth on the squad with 21 receptions for 188 yards and a TD. . . also returned eight kickoffs for a 20.9-yard average. . . amassed a career-high 156 yards rushing on 27 carries, vs. Giants 11/21. **1993** — Opened each of the first eight games of the season, was inactive for the final half with hamstring strains sustained vs. Seattle, 11/7. . . rushed for 465 yards and two touchdowns on 131 attempts, and was among the AFC's leading rushers at the time of his injury. . . caught 34 passes for 229 yards. . . was inactive for playoff game, vs. Kansas City 1/16/94. **1992** — Started all 16 games en route to his first Pro Bowl appearance. . . picked up 1,226 yards and seven touchdowns on 265 carries, was fourth on team with 57 catches for 641 yards and a TD. . . set career-highs for carries, yards, receptions and receiving yards. . . rushing total was third in the AFC and tied for fifth in the NFL. . . was third in the conference and fourth in the league with 1,867 total yards from scrimmage. . . was just the fifth Oiler and first since 1988 (Mike Rozier) to accumulate 1,000 yards rushing. . . total yards from scrimmage were second-best in club history. . . had 10 games with 100 rushing/receiving yards, including a string of six straight (10-15). . . ran for a season-high 149 yards (25 atts.), at Cincinnati 10/11. . . grabbed four passes for 106 yards, including a career-long 69-yard scoring pass, at Indianapolis 9/13. . . accounted for a career-best nine receptions (58 yards), at Minnesota 11/15. . . was AFC Offensive Player-of-the-Month for December when he rushed for 306 yards and two touchdowns on 69 attempts, and caught 16 passes for 209 yards. **1991** — Appeared in each of the final 13 games after missing the first three due to a contract holdout. . . was second on club with 465 yards rushing and four touchdowns on 110 carries. . . caught 27 passes for 211 yards. . . led team in rushing on eight occasions. . . started both games in playoffs, during which he led team with 144 yards on 34 attempts. **1990** — Started all 16 games in "Run-n-Shoot" offense and gained 702 yards rushing and a career-high eight scores on 168 carries. . . was fifth on team and first among backs with 39 catches for 368 yards and four touchdowns. . . 72 points led team, marking the first non-kicker to top the Oilers in scoring since Dave Casper in 1982. . . was named AFC Offensive Player-of-the-Week in win over Buffalo, 11/26, when he rushed for 125 yards on 18 carries and hauled in five passes for 89 yards. . . scored four rushing TDs when he racked up 116 yards on 18 attempts, vs. Cleveland 12/9. . . two of three receptions, vs. Indianapolis 9/23, went for touchdowns, the first two receiving scores of his NFL career. **1989** — Saw action in all 16 contests and finished third on the team with 349 yards on 104 carries, including a team-best five rushing scores. . . first

NFL rushing TD came vs. Buffalo, 9/24. . . accounted for 115 yards rushing on 23 carries, including a 1-yard TD run with 21 seconds to play to secure 23-16 victory, at Pittsburgh 12/3. . . also had game-winning TD, a 12-yard run with 1:36 left, in 33-28 triumph at Chicago, 10/15. **1988** — Played in 11 games and was fourth on team with 115 yards rushing on 31 attempts. . . also brought back eight kickoffs for a 24.5-yard average, including a 90-yarder for a score, vs. Pittsburgh 12/4.

COLLEGE: Finished his four years with the Spartans by amassing 4,513 rushing yards and 41 touchdowns on 991 carries. . . rushing total was second-best in conference history and 13th on the NCAA's all-time chart. . . had 22 100-yard rushing games in his career. . . as a senior, was the Big 10 Player-of-the-Year and finished fourth in the Heisman Trophy balloting when he rolled up 1,459 yards rushing and 14 scores on 322 attempts. . . was also fourth in the voting his sophomore year when he rushed for 1,908 yards and 17 TDs on 386 carries, and was a first-team All-America and All Big 10 selection. . . majored in communications.

PERSONAL: Attended Dillard High School in Ft. Lauderdale, Florida, where he lettered in football, baseball and track. . . rushed for 3,500 yards and 34 touchdowns as a senior, and was an All-State choice and the Florida Prep Player-of-the-Year. . . single. . . full name is Lorenzo Maurice White.

GAMES STARTED/PLAYED: (1988, 0/11); (1989, 0/16); (1990, 16/16); (1991, 0/13); (1992, 16/16); (1993, 8/8); (1994, 8/15); (1995, 2/12). Totals 50/107. **PLAYOFF GAMES STARTED/PLAYED:** (1988, 0/2); (1989, 0/1); (1990, 1/1); (1991, 2/2); (1992, 1/1). Totals 4/7.

Year	RUSHING					RECEIVING			
	No.	Yds.	Avg.	LG	TD	No.	Yds.	LG	TD
1988 (Hou.)	31	115	3.7	16	0	None			
1989 (Hou.)	104	349	3.4	33	5	6	37	11	0
1990 (Hou.)	168	702	4.2	22	8	39	368	29	4
1991 (Hou.)	110	465	4.2	20	4	27	211	20	0
1992 (Hou.)	265	1226	4.6	44	7	57	641	69t	1
1993 (Hou.)	131	465	3.5	14	2	34	229	20	0
1994 (Hou.)	191	757	4.0	33	3	21	188	41	1
1995 (Clev.)	62	163	2.6	11	1	8	64	28	0
Totals	1062	4242	4.0	44	30	192	1738	69t	6

Year	RUSHING					RECEIVING			
	No.	Yds.	Avg.	LG	TD	No.	Yds.	LG	TD
1988 (Hou.)	12	30	2.5	5	1	1	1	1	0
1989 (Hou.)	7	13	1.9	5	0	None			
1990 (Hou.)	4	2	0.5	5	0	1	5	5	0
1991 (Hou.)	34	144	4.2	12	0	9	66	17	0
1992 (Hou.)	19	75	3.9	14	0	1	11	11	0
Totals	76	264	3.5	14	1	12	83	17	0

Additional Stats: Kickoff Returns (33-666 yards, 1 TD, 20.2 avg, 90t Long): 1988, 8-196 yards, 1 TD, 24.5 avg., 90t Long; 1989, 17-303 yards, 17.8 avg., 29 Long; 1994, 8-167 yards, 20.9 avg., 28 Long. Fumbles (10): 1989, 2; 1991, 3; 1992, 2; 1993, 1; 1994, 2.

Career-Highs

Rushes: 27, vs. Giants, 11/21/94; vs. Jets, 12/24/94

Rushing Yards: 156, vs. Giants, 11/21/94

Long Run: 44, vs. Pittsburgh, 9/6/92

Touchdowns: 4, vs. Cleveland, 12/9/90

Receptions: 9, at Minnesota, 11/15/92

Receiving Yards: 106, at Indianapolis, 9/13/92

Long Reception: 69t, at Indianapolis, 9/13/92

**DONALD WILLIS**

Center/Guard Year With Saints: 2 Year in NFL: 2

Ht: 6-3 Wt: 330 College: North Carolina A&T

Born: July 15, 1973 at Goleta, California

Joined Saints: Waivers (Seattle), 1995

PRO: Was awarded to the Saints off waivers from Seattle, 12/1/95, after making the Seahawks as a rookie free agent in training camp. Played with the Amsterdam Admirals of the World League this past spring and started all season at center. Can play both center and guard. Contract runs through 1996 with no option. **1995** — Was inactive for all 16 contests, the first 12 with the Seahawks and the final four with the Saints after being claimed off waivers.

COLLEGE: Played each of his first three seasons at the University of Washington before transferring to North Carolina A&T. . . majored in sociology.

PERSONAL: Lettered in football, wrestling and track at Cabrillo High School in Lompoc, California. . . single. . . resides in Tacoma, Wash. . . full name is Donald Kirk Willis.

**KLAUS WILMSMEYER**

Punter Year With Saints: 2 Year in NFL: 5

Ht: 6-1 Wt: 210 College: Louisville

Born: December 4, 1967 at Mississauga, Ontario, Canada

Joined Saints: Free Agent, 1995

PRO: Originally entered the league as the 12th-round draft choice of Tampa Bay in 1992. Was waived by the Bucs prior to the regular season and signed by San Francisco. Agreed to terms on a two-year contract with the Saints 3/7/95 after the 49ers failed to tender the minimum qualifying offer for a restricted free agent. Excels at pinning opponents deep in their own territory. In four years, 69 of his 218 punts (31.7%) have been downed inside-the-20. Has put together a career average of 40.5, including a net of 35. Has also served as the holder on placements during his NFL career. **1995** — In first season with Saints, hit 73 punts for a 40.6 average, including a net of 35.6, which ranked seventh in the NFC. . . had a career-high 21 downed inside-the-20, with just five TBs. . . His IN20 to TB ratio of 4.2 was best in the NFC and fourth in the NFL. . . was the holder on placements for games 1-6 and 9-16. . . punted eight times for a 44.3 avg. and tied a career high with three IN20, vs. Atlanta 9/17. . . turned in best performance of the year in win over Carolina, 11/26, when he punted four times for a 45-yard norm with a long of 53 and three IN20. . . put together a net avg. of 43.0 and was awarded a game ball in the kicking game in the Panthers contest. . . also had a 53-yard boot, at Atlanta 12/10, and matched a career-best with three IN20, at Jets 12/24. . . had a punt blocked in the Jets game, the only one of his career. . . first career pass attempt was

good for an 18-yard completion to Anthony Newman on a fake punt, vs. Miami 10/15. **1994** — Averaged a career-high 41.4 on 54 punts with 18 inside-the-20 and just three touchbacks. . . net average of 35.8 was also a career-high, and ranked sixth in the NFC. . . averaged a club record 55 yards, on four punts, at Detroit 10/9. . . averaged 54.5 on two punts and had a tackle on special teams, at Kansas City 9/11. **1993** — Averaged 40.9 on 42 punts, the best mark for a San Francisco punter since 1986. . . had 11 punts downed inside-the-20 with five touchbacks. . . just 15 of his punts on the year were returned. . . had a career-long punt of 61 yards in his only attempt, at Cleveland 9/13. **1992** — Put together a norm of 39.1 on 49 punts in his rookie season when he was an all-rookie selection by Football News, Pro Football Weekly and College & Pro Football Newsweekly. . . 19 of his punts were downed inside-the-20, while just two went for touchbacks. . . had a season-long punt of 58 yards, at Minnesota 12/13. . . averaged a season-best 44.7 on three punts, vs. Detroit 12/28.

COLLEGE: Was the punter and placekicker for the Cardinals. . . in his career, averaged 39.5 yards on punts, and hit on 22 of 30 field goal attempts. . . in his junior year of 1990, had a career-long 84-yard punt. . . was an AP All-South Independent first-team choice as a punter in '90 when he averaged 43 yards a punt. . . tied a school record with a 52-yard field goal, vs. Virginia in 1989. . . majored in communications.

PERSONAL: Lettered in football and soccer at Lorne Park Secondary School near Toronto. . . was an all-conference kicker his junior and senior seasons. . . married (Deborah Lynn). . . resides in Louisville, Kentucky. . . full name is Klaus Wilmsmeyer, Jr.

GAMES PLAYED: (1992, 16); (1993, 15); (1994, 16); (1995, 16). Totals 63. Totals with Saints 16. **PLAYOFF GAMES PLAYED:** (1992, 2); (1993, 2); (1994, 3). Totals 7.

Year	PUNTING						
	No.	Yds.	Avg.	Net	TB	IN20	BK
1992 (San Francisco)	49	1918	39.1	34.7	2	19	58
1993 (San Francisco)	42	1718	40.9	34.5	5	11	61
1994 (San Francisco)	54	2235	41.4	35.8	3	18	60
1995	73	2965	40.6	35.6	5	21	53
Totals	218	8836	40.5	35.2	15	69	61
Playoffs	PUNTING						
	No.	Yds.	Avg.	Net	TB	IN20	BK
1992 (San Francisco)	3	137	45.6	45.6	0	1	57
1993 (San Francisco)	7	316	45.1	43.9	0	3	55
1994 (San Francisco)	12	454	37.8	35.3	1	5	46
Totals	22	907	41.2	39.1	1	9	57

Additional Stats: Passing: 1995, 1-1, 18 yards.

Career-Highs

Punts: 8, vs. Atlanta, 9/17/95

Average: 61.0 at Cleveland, 9/13/93

Long Punt: 61 at Cleveland, 9/13/93

Inside-the-20: 3, 5 different times (3 with Saints)

**34****RAY ZELLARS**

Fullback Year With Saints: 2 Year in NFL: 2
 Ht: 5-11 Wt: 233 College: Notre Dame
 Born: March 25, 1973 at Pittsburgh, Pennsylvania
 Joined Saints: Draft Choice No. 2, 1995

PRO: Was the sixth running back and first true fullback taken in the 1995 draft, with the 44th slot overall. . . possesses the size, speed and receiving ability to play halfback, fullback and in a one-back set. Contract runs through 1998 with no option. **1995** — Appeared in 12 games and finished second on the team with 162 yards rushing and two touchdowns on 50 attempts. . . also caught seven passes for 33 yards. . . saw action at halfback, fullback and in a one-back formation. . . was inactive for games 4-7 with a sprained ankle sustained early vs. Atlanta, 9/17. . . in victory over St. Louis, 11/5, rushed for 50 yards on 16 carries, and caught two passes for 17 yards. . . first NFL TD came on a 1-yard run in the second quarter of that game, in which he was awarded an offensive game ball. . . amassed a season-high 64 yards on 16 attempts in win over Carolina, 11/26.

COLLEGE: In four years with the Irish, rushed for 1,135 yards and eight touchdowns on 210 attempts, and caught 28 passes for 237 yards and five TDs. . . also returned eight kickoffs for 95 yards. . . rushed for 466 yards his senior year, including a career-high 156 yards against Purdue, when he broke loose for a 62-yard TD run. . . in 1993, his first year as a starter, picked up a career-best 494 yards rushing and five TDs on 99 carries. . . in his two years in the starting lineup, averaged 5.4 yards per carry. . . played in the Senior Bowl. . . graduated with a degree in management.

PERSONAL: Was a two-time Pittsburgh Press and Post-Gazette All-State and all-city selection at David B. Oliver High School in Pittsburgh, where he was used at quarterback, tailback, linebacker, cornerback, placekicker and punter. . . lettered four times in track, where he was team captain each of his last two years, and performed in the 100 meters and triple jump, an event in which he won the city title. . . also played one year each of baseball and wrestling, and was student council president. . . single. . . full name is Raymond Mark Zellars.


GAMES STARTED/PLAYED: (1995, 0/12).

Year	RUSHING					No.	RECEIVING			
	No.	Yds.	Avg.	LG	TD		Yds.	LG	TD	
1995	50	162	3.2	11	2	7	33	9	0	

Additional Stats: Fumbles: 1995, 1.

PRO BOWL RESULTS

1971 — NFC 27, AFC 6	1980 — NFC 37, AFC 27	1989 — NFC 34, AFC 3
1972 — AFC 26, NFC 13	1981 — NFC 21, AFC 7	1990 — NFC 27, AFC 21
1973 — AFC 33, NFC 28	1982 — AFC 16, NFC 13	1991 — AFC 23, NFC 21
1974 — AFC 15, NFC 13	1983 — NFC 20, AFC 19	1992 — NFC 21, AFC 15
1975 — NFC 17, AFC 10	1984 — NFC 45, AFC 3	1993 — AFC 23, NFC 20 (OT)
1976 — NFC 23, AFC 20	1985 — AFC 22, NFC 14	1994 — NFC 17, AFC 3
1977 — AFC 24, NFC 14	1986 — NFC 28, AFC 24	1995 — AFC 41, NFC 13
1978 — NFC 14, AFC 13	1987 — AFC 10, NFC 6	1996 — NFC 20, AFC 13
1979 — NFC 13, AFC 7	1988 — AFC 15, NFC 6	

1996 DRAFT CHOICES**1****ALEX MOLDEN**

Cornerback Ht: 5-10 Wt: 190 College: Oregon

The selection of Alex Molden represented the first time in their 30-year history the Saints have chosen a defensive back in the first round. . . Molden is just the second player New Orleans has ever selected from Oregon (WR Bob Newland, 1971). . . was the first defensive back taken in the draft, with the 11th slot overall, the highest a defensive back has been chosen in the NFL Draft since 1994, when Cleveland took Antonio Langham in the ninth position. . . a superior athlete with excellent speed, leaping ability and instincts. . . excels in bump- and-run technique. . . coming off a senior season with the Ducks in which he started 10 games at left cornerback and registered 44 tackles, three interceptions and nine passes defended, and was named a first-team All-Pac 10 choice and a second-team All-America. . . was coached his senior season by former Dallas Cowboys defensive back Charlie Waters, who was Oregon's defensive coordinator/secondary coach. . . played in the East-West Shrine Game this year. . . opened 42 of 44 of games in his four-year career, all at left cornerback, and posted 189 tackles, 10 interceptions and 55 passes defended. . . his first three years at Oregon, was coached by St. Louis head coach Rich Brooks. . . was a first-team all-conference pick as a junior when he was credited with a career-high 51 tackles, three interceptions and 16 passes defended. . . returned to start nine of 11 contests his sophomore season of 1993 after sustaining torn knee ligaments in the Independence Bowl following his freshman year. . . recorded 45 tackles, an interception and 11 pass breakups in '93. . . was a Freshman All-America selection in 1992 when he amassed 49 tackles, three interceptions and a career-best 19 passes defended. . . prior to his knee injury, picked off a pass and went eight yards for a touchdown against Wake Forest in the Independence Bowl. . . majored in Psychology, where he is near completion of his degree requirements. . . was an All-State Class 5A first-team pick at Sierra High School in Colorado Springs, Colorado. . . in addition to playing defensive back, also saw action at tailback and as a punt returner. . . while in high school attended a summer football camp in Greeley, Colorado run by Sam Pagano, father of Saints defensive assistant coach, John Pagano. . . as a junior in high school, was named MVP of the camp. . . this past spring, worked out in Menlo Park, Calif. with several NFL players, including 49ers wide receivers Jerry Rice and J.J. Stokes. . . off the field, likes to read, bowl and play chess. . . full name is Alex M. Molden. . . born August 4, 1973 in Detroit, Michigan.



2

JE'ROD CHERRY

Safety Ht: 6-0 Wt: 196 College: California

Je'Rod was one of the most versatile defensive backs in the draft. . . was the fifth defensive back chosen and the 40th player overall. . . marked the first time since 1989 the Saints have taken defensive backs with consecutive picks. . . is the third player from California ever drafted by the Saints. . . a tenacious hitter with ability to cover an outside receiver and play inside as well. . . a physical player who provides excellent run support. . . although he played mostly cornerback for the Golden Bears, Cherry is projected to play safety with the Saints initially. . . began his senior season at left cornerback, where he started each of the first six games. . . moved to free safety for the final five contests, and finished the year with a career and team-high 91 tackles, an interception, seven passes defensed, a fumble recovery and a forced fumble. . . also returned 18 kickoffs for a 21.4-yard average and was an All-Pac 10 honorable mention choice. . . posted a career-high 15 tackles, and returned three kickoffs for 69 yards against UCLA his senior year. . . played in the East-West Shrine Game. . . also earned all-conference honorable mention accolades as a junior when he started seven games, including each of the last five at left cornerback, and tallied 56 tackles, six passes defensed, a fumble recovery and a forced fumble. . . played in every game in 1993, starting three at free safety, and tallied 29 tackles. . . recorded 55 stops as a freshman in 1992, when he started one contest. . . also earned the Bob Simmons Award as Cal's Freshman MVP, and was given an award as the team's most improved weightlifter, after redshirting in 1991. . . performed for Cal's track team in the spring of '95, where he competed in the 100-meter dash. . . earned degree in Political Science in May, 1995 and played the '95 season as a graduate student. . . was one of two football team representatives on the Student-Athlete Advisory Board. . . finished with a 3.2 GPA at Cal, and went on to enroll in the master's education program. . . was a first-team Pac 10 All-Academic selection each of his final two years. . . was an Oakland Tribune and All-East Bay first-team choice at Berkeley (Calif.) High School. . . played both safety and wide receiver as a senior. . . also lettered in track, where he participated in the 200 meters and anchored the 4x100 relay team. . . this past spring, worked out with Saints' first-round pick, Alex Molden, and 49ers wide receivers Jerry Rice and J.J. Stokes in Menlo Park, Calif. . . was married two weeks after the draft to the former Lisa Marie Schuster. . . full name is Je'Rod L. Cherry. . . born May 30, 1973 in Charlotte, North Carolina.



3

BRADY SMITH

Defensive End Ht: 6-5 Wt: 260 College: Colorado St.

Smith, known as one of the premier pass rushers in the country, was selected by the Saints with the 70th pick overall. . . was the first player from Colorado State ever drafted by the Saints. . . a quick player with long arms and an aggressive style of play. . . finished his four-year career for the Rams with 128 tackles, including 42 for loss, and a school-record 27 sacks. . . also forced five fumbles and broke up seven passes. . . was an All-WAC pick and the conference Defensive Player-of-the-Year as a senior when he opened every game at right defensive end and recorded a career-high 65 tackles, including 19 for loss, a school-record 15 sacks and four forced fumbles. . . registered a career-best four sacks against BYU. . . played in the East-West Shrine Game. . . opened all 11 contests at right end in 1994, and accumulated 44 tackles (15 for loss) and nine sacks, and was an honorable mention All-WAC choice. . . appeared in six games with five starts in his sophomore campaign before sustaining a broken leg against Kansas. . . had 15 tackles, with six for loss, and three sacks prior to the season-ending injury. . . opened the first two games of 1992 at right end after redshirting in 1991, but suffered a broken right arm in first quarter against Idaho. . . earned degree with a major in Liberal Arts. . . was an all-conference and all-area first-team choice as an outside linebacker at Barrington (Ill.) High School. . . was the team co-captain as a senior. . . also lettered in track, where he performed in the discus and shot put. . . father, Steve, was a defensive end at the University of Michigan, 1963-65, and was a fifth-round draft choice of San Francisco in 1966. . . played nine years in the NFL with the 49ers (1966-67), Vikings (1968-70) and Eagles (1971-74). . . enjoys playing the guitar in his free time. . . full name is Brady McKay Smith. . . born June 5, 1973 in Royal Oak, Michigan.



4

RICKY WHITTLE

Running Back Ht: 5-9 Wt: 200 College: Oregon

Was the 14th running back selected in the draft, in the 103rd slot overall. . . a tough runner who possesses excellent receiving skills. . . a multi-purpose back who has also flourished as a kickoff returner. . . in his four seasons at Oregon, rushed for 2,423 yards and 21 touchdowns on 559 carries, and caught 81 passes for 771 yards and three scores. . . also compiled a 26.2-yard average on 37 kickoff returns. . . rushing total is fourth on the school's all-time list. . . missed just three games in his career. . . his first three years, played for St. Louis head coach Rich Brooks. . . was a first-team All-Pac 10 choice his senior year when he rushed for a career-high 971 yards and 12 touchdowns on 248 attempts, caught 51 passes for 419 yards and a TD, and

returned 18 kickoffs for a 23-yard average. . . started all 11 games for the first time in his career in 1995. . . led the conference and was 12th in the nation last year with an average of 164.0 all-purpose yards a contest. . . rushing total is the fifth-best mark in Oregon history. . . had best game of '95 against Utah when he compiled 160 yards rushing and a TD on 30 carries, and caught six passes for 26 yards and a score. . . finished second on the squad his junior year with 561 yards and seven touchdowns on 118 attempts, when a fractured thumb and a hamstring injury limited his action to eight games, including five starts. . . also brought back five kickoffs for 230 yards, including a 92-yard return against Stanford. . . rushed for a career-high 177 yards and a TD on 24 attempts, caught two passes for 17 yards and returned two kickoffs for 52 yards against California, after missing the previous two games with a pulled hamstring. . . had a 67-yard scoring run against Arizona State and a 51-yard TD reception in the Stanford game. . . started the Rose Bowl against Penn State, and rushed for 45 yards on 12 carries, including a 3-yard TD run, caught five passes for 46 yards and returned four kickoffs for 71 yards. . . appeared in all 11 games his sophomore season, when he opened three matchups. . . picked up 284 yards and a TD on 67 rushes. . . although he started just one game in his redshirt freshman year of 1992, ranked second on the club with 607 yards rushing and a TD on 126 attempts. . . put together his first 100-yard rushing game when he amassed 113 yards on 19 carries against UNLV. . . rushed for 129 yards on 17 carries, including an 80-yard scoring burst against Cal. . . majored in English. . . was an All-State running back and defensive back at Edison High School in Fresno, California. . . rushed for 1,368 yards and 23 touchdowns on 135 attempts his senior year when he was named North Yosemite League Offensive Player-of-the-Year. . . was a forward on the school's soccer team, and led the club in scoring his senior season, leading the squad to a state playoff spot. . . also lettered in track as a sprinter and in baseball. . . enjoys reading novels in spare time. . . full name is Ricky J. Whittle. . . born December 21, 1971 in Fresno, California.

Ricky Whittle's College Statistics

	RUSHING					RECEIVING			
	No.	Yards	Avg.	LG	TD	No.	Yards	LG	TD
1992	126	607	4.8	80t	1	6	75	40	0
1993	67	284	4.2	44	1	15	196	65	1
1994	118	561	4.7	67t	7	9	81	51t	1
1995	248	971	3.9	29	12	51	419	30	1
Totals	559	2423	4.3	80t	21	81	771	65	3

	KICKOFF RETURNS				
	No.	Yards	Avg.	LG	TD
1993	14	326	23.3	52	0
1994	5	230	46.0	92	0
1995	18	414	23.0	32	0
Totals	37	970	26.2	92	0



5a

MERCURY HAYES

Wide Receiver Ht: 5-11 Wt: 195 College: Michigan

Mercury was the 18th wide receiver taken in the draft, with a choice obtained from Baltimore in exchange for cornerback Reginald Jones (1994), the 136th position overall. . . was the first player from Michigan drafted by the Saints since 1980 (Mike Jolly). . . earned a reputation for making the clutch catch in his four years for the Wolverines, during which time he played in all 45 regular season games, and each of Michigan's four postseason affairs. . . was Michigan's big-play receiver, averaging 17.5 yards a catch. . . also returned punts and kickoffs during his collegiate career. . . is seventh on Michigan's all-time list with 116 receptions for 2,031 yards and 11 touchdowns. . . led Michigan as a senior with a career-high 46 catches for 888 yards and four scores, and was a first-team All-Big 10 selection. . . also rushed nine times for 105 yards. . . started all 12 contests, and also participated in the Senior Bowl and the East-West Shrine Game. . . caught seven passes for 179 yards and two touchdowns, including a 15-yard score as time expired, to propel Michigan to an 18-17 season-opening win over Virginia. . . totaled five catches for 98 yards against Memphis and had six receptions for 107 yards versus Miami (Ohio). . . was second on the squad in receiving his junior year when he opened every game at flanker, and caught 33 passes for 548 yards. . . caught four passes for a season-high 96 yards against Michigan State, and a season-best five catches for 88 yards in the Purdue matchup. . . amassed a career-best five touchdowns as a sophomore, when he hauled in 28 passes for 469 yards, good for third on the team. . . accounted for 220 all-purpose yards against Houston, including 127 yards receiving on six receptions. . . grabbed eight passes for 105 yards and two touchdowns against Washington State. . . got into every contest as a true freshman in 1992, and caught nine passes for 126 yards and two touchdowns, returned 10 kickoffs for a 20.4-yard average and brought back eight punts for a 9.3-yard average. . . first career touchdown came on a 43-yard grab against Houston. . . graduated with a degree in Communications. . . attended Booker T. Washington High School in Houston where he lettered in football and basketball. . . in football played nine different positions including every spot in the secondary, halfback, split end, quarterback, flanker, punter and returner. . . was rated as the 14th-best receiver in the country his senior year by Super Prep Magazine. . . away from the field, enjoys playing pool. . . full name is Mercury W. Hayes. . . on his name, his mother, JoeAnn says, "I had no name in view. I looked up and thought of the planets. . . Jupiter and Mars, and thought, No, not those. Lord, what am I going to name him? And the name just came to me. Mercury." . . born January 1, 1973 in Houston, Texas.

Mercury Hayes' College Statistics
RECEIVING

	No.	Yards	Avg.	LG	TD		No.	Yards	LG	TD
						RUSHING				
1992	9	126	14.0	43t	2		1	5	5	0
1993	28	469	16.8	49	5		4	27	14	0
1994	33	548	16.6	43	0		5	37	17	0
1995	46	888	19.3	58	4		9	105	27	0
Totals	116	2031	17.5	58	11		19	174	27	0

KICKOFF RETURNS

	No.	Yards	Avg.	LG	TD		No.	Yards	Avg.	LG	TD
						PUNT RETURNS					
1992	10	204	20.4	30	0		8	74	9.3	19	0
1993	5	102	20.4	29	0		7	73	10.4	26	0
1994	15	276	18.4	47	0		None				
1995	14	224	16.0	40	0		6	21	3.5	8	0
Totals	44	806	18.3	47	0		21	168	8.0	26	0

**5b****TOM ACKERMAN**

Center/Guard Ht: 6-3 Wt: 291 College: Eastern Washington

Ackerman, the first player from Eastern Washington ever drafted by the Saints, was chosen with 145th pick in the draft. . . an extremely strong player with good quickness. . . versatility is a major asset, has played both tackle spots, guard and also served as a deep snapper in his four-years with the Eagles. . . began his college career as a tight end before moving to the offensive line in his redshirt season of 1991. . . opened three games at right tackle in 1992, and seven the following year when he missed three games with a sprained knee. . . was a second-team All-Big Sky Conference selection in 1994 when he opened five contests at right tackle, four on the left side and two at center. . . started all year at left guard in 1995 and was a unanimous first-team all-conference choice and a third-team Division I-AA All-America by the AP. . . majored in Liberal Studies. . . earned All-State honors at Nooksack Valley (Wash.) High School. . . played linebacker and tight end, and earned defensive all-county accolades as a sophomore, and offensive honors as a junior. . . lettered four times in football, basketball and baseball. . . in basketball, averaged 20 points and 10 rebounds a game as a senior, and was an all-county selection in baseball. . . enjoys fishing and boating in free time. . . full name is Thomas Michael Ackerman. . . born September 6, 1972 in Bellingham, Washington.

**5c****TERRY GUESS**


Wide Receiver Ht: 6-0 Wt: 200 College: Gardner-Webb

Terry was selected with the third of three fifth-round picks, a compensatory choice and the 165th slot overall. . . Guess became the first player from Gardner-Webb ever taken by the Saints. . . was one of the most exciting players at any level of college football the last two years at Division II Gardner-Webb, where he primarily played wide receiver. . . has the ability to play running back and could be tried there with the Saints. . . was slowed for most of 1995 with an ankle injury that limited him to five games. . . caught 18 passes for 244 yards and two touchdowns, and rushed for 129 yards and a TD on 23 carries. . . had a pair of 45-yard TD catches in win over Catawba in his senior season. . . turned in a stellar 1994 campaign after transferring from Georgia Military Academy. . . was an all-conference, all-region and All-America pick as a return specialist '94 when he established an NCAA Division II record with six returns for touchdowns. . . brought back 23 kickoffs for a 25-yard average with three scores, and 16 punts for a 19.5-yard average with three TDs. . . had three more scores called back because of penalties. . . also caught 29 passes for 379 yards and a TD, and rushed for 341 yards and four touchdowns on 41 attempts. . . went four straight games with touchdowns on returns. . . had touchdowns of 100, 92 and 90 yards following kick-offs, and scores of 73, 69 and 65 yards off punts. . . 100-yard kickoff return against Carson-Newman is a school record. . . majored in Business. . . was an All-America selection at Edisto High School in Orangeburg, South Carolina. . . also competed in track, and won the state Class AA 100-meter dash title with a time of 10.3. . . born September 22, 1974 in Aiken, South Carolina.


Terry Guess' College Statistics

	RECEIVING						RUSHING			
	No.	Yards	Avg.	LG	TD		No.	Yards	LG	TD
1994	29	379	13.1	30	1		41	341	43t	4
1995	18	244	13.6	45t	2		23	129	34	1
Totals	47	623	13.3	45t	3		64	470	43t	5

	KICKOFF RETURNS						PUNT RETURNS				
	No.	Yards	Avg.	LG	TD		No.	Yards	Avg.	LG	TD
1994	23	575	25.0	100t	3		16	312	19.5	73t	3
1995	2	35	17.5	19	0		4	15	3.8	10	0
Totals	25	610	24.4	100t	3		20	327	16.4	73t	3

**6a****KENO HILLS****Tackle** Ht: 6-6 Wt: 305 College: Southwestern La.

Was the 179th player selected in the draft, just the second the Saints have ever chosen from USL (K Rafael Septien, 1977). . . possesses the size and athletic ability to play in the NFL. . . started all but one game at left tackle the last three years for the Ragin' Cajuns. . . was a first-team All-Big West Conference pick each of the last two seasons, was an honorable mention choice as a sophomore. . . led an offensive unit that averaged 434.5 yards an outing last year. . . missed the Alabama-Birmingham contest in 1995 with an ankle injury. . . played in the Hula Bowl. . . sat out the 1992 season after transferring from Kent State. . . majored in General Studies. . . was an All-State and all-district choice as a two-way lineman at Tampa (Fla.) Tech High School. . . played in the Florida All-Star Game and the Kiwanis Bowl. . . full name is Keno J. Hills. . . born June 13, 1973 in Tampa, Florida.

**6b****TODERICK MALONE****Wide Receiver** Ht: 5-11 Wt: 177 College: Alabama

The third wide receiver selected by the Saints in the draft, with a compensatory choice, the 204th overall. . . a good athlete, who accounts for a lot of yardage following the catch. . . possesses good hands and route running skills. . . in three years for the Crimson Tide, caught 73 passes for 1,368 yards and 11 touchdowns. . . known as a big-play receiver, averaging 18.7 yards per reception. . . opened all 11 games his senior year and posted a career-high 38 receptions for 637 yards and five touchdowns. . . receiving yardage figure led squad while his reception total was second. . . snared five passes for 131 yards, including a 35-yard TD, against Southern Mississippi. . . in final collegiate game, against Auburn, caught seven passes for 106 yards and a touchdown, and ran for a 59-yard score on a reverse. . . played in the Senior Bowl and the Blue-Gray Game. . . became a full-time starter in 1994 following the departure of David Palmer, and had 26 receptions for 459 yards and four touchdowns. . . also served as a returner his junior year, when he brought back three kickoffs for 62 yards and fielded 10 punts for 49 yards. . . hauled in eight passes for 173 yards, including TD catches of 35 and 49 yards, in 29-28 win over Georgia. . . yardage figure in that game is the third-most in school history. . . had a 74-yard TD grab versus Auburn in '94. . . averaged 30.2 yards a reception in 1993, his first year of action, with nine catches for 272 yards and a pair of scores. . . had a career-long 77-yard TD reception against Southern Mississippi. . . majored in Education. . . earned Class 5A All-State accolades as a senior at Etowah High School in Attalla, Alabama. . . in his three years, caught 145 passes for 3,101 yards and 30 touchdowns. . . born November 11, 1974 in Attalla, Alabama.

Toderick Malone's College Statistics

	RECEIVING					RUSHING			
	No.	Yards	Avg.	LG	TD	No.	Yards	LG	TD
1993	9	272	30.2	77t	2	None			
1994	26	459	17.7	74t	4	3	26	11	0
1995	38	637	16.8	52	5	5	78	59t	1
Totals	73	1368	18.7	77t	11	8	104	59t	1

**7****HENRY LUSK****Tight End** Ht: 6-1 Wt: 240 College: Utah

Was the 246th selection in the draft, with a compensatory pick. . . a good all-around athlete with excellent hands. . . played free safety, fullback, slotback, wide receiver and tight end in his collegiate career, during which time he caught 124 passes for 1,807 yards and 12 touchdowns. . . started all 11 games in 1995, and led the Utes with 876 all-purpose yards. . . was third on club with 37 receptions for 534 yards and four scores, while also rushing for 42 yards on 11 carries. . . as a returner, fielded 34 punts for an 8.4-yard average. . . was a second-team All-WAC selection at tight end. . . caught five passes for 111 yards and a TD against San Diego State. . . sustained a fractured left shoulder in preseason, and missed the entire 1994 season. . . prior to that, opened every game at slotback in 1993 and caught 42 passes for 692 yards and five touchdowns, returned 22 punts for an 8.7-yard average, and was a second-team All-WAC pick. . . added six receptions for 140 yards and a TD in the Freedom Bowl against USC, and was named the game's MVP. . . accounted for 166 receiving yards against San Diego State in '93, including an 87-yard TD catch, tying the third-longest pass play in school history. . . including the Freedom Bowl, surpassed the 100-yard receiving mark five times his junior year. . . appeared in nine games with four starts in 1992. . . began the year as a fullback but was moved to slotback, where he was second on the squad with an average of 60.8 reception yards a contest. . . 44 catches marked a career-high, while his 547 receiving yards marked his second-highest output. . . posted 111 yards receiving on seven catches versus Utah State. . . grabbed four passes for 75 yards, including a 49-yard TD, against Washington State in the Copper Bowl. . . as a redshirt freshman in 1991, split time between free safety and fullback, and saw action in eight games. . . graduated in June, 1995 with a degree in Sociology, and pursued second major in Geography last year. . . was the league MVP in both football and basketball at Monterey (Calif.) High School. . . as team captain, played safety and running back in football, and averaged 21 points and 19 rebounds per game for the basketball team. . . was an Honor Roll student. . . sang in his church choir. . . father is a Baptist Minister. . . older brother, Herb, was a running back at Long Beach State and played with the Philadelphia Eagles, 1976-78. . . younger brother, Harold, was a teammate at Utah. . .

full name is Hendrick H. Lusk. . . born May 8, 1972 in Seaside, California.

Henry Lusk's College Statistics

	RECEIVING					RUSHING				
	No.	Yards	Avg.	LG	TD	No.	Yards	LG	TD	
1991	1	34	34.0	34	0	1	7	7	0	
1992	44	547	12.4	36	3	1	5	5	0	
1993	42	692	16.5	87t	5	4	15	7	0	
1995	37	534	14.4	44	4	11	42	12	0	
Totals	124	1807	14.5	87t	12	17	69	12	0	

	KICKOFF RETURNS					PUNT RETURNS				
	No.	Yards	Avg.	LG	TD	No.	Yards	Avg.	LG	TD
1991	1	22	22.0	22	0	None				
1992	1	24	24.0	24	0	None				
1993	5	45	9.0	14	0	22	192	8.7	24	0
1995	None					34	284	8.4	37	0
Totals	7	91	13.0	24	0	56	476	8.5	37	0

SAINTS LONGEST PLAYS - 1995

RUN FROM SCRIMMAGE — 66t, Mario Bates, at New England, 12-3

Opponent — 51, James Stewart, at Minnesota, 11/19

PASS PLAY — 70t, Jim Everett to Quinn Early, vs. Atlanta, 9-17

Opponent — 77t, Warren Moon to Qadry Ismail, at Minnesota, 11-19

PUNT RETURN — 74, Tyrone Hughes, at San Francisco, 10-29

Opponent — 33, Eric Metcalf, Atlanta, 9-17

KICKOFF RETURN — 83, Tyrone Hughes, vs. Carolina, 11-26

Opponent — 62, Dave Meggett, at New England, 12-3

INTERCEPTION RETURN — 47t, Sean Lumpkin, vs. San Francisco, 9-3

Opponent — 60, Ray Buchanan, Indianapolis, 11-12

PUNT — 53, Klaus Wilmsmeyer, 3 different times

Opponent — 61, Don Silvestri, at Jets, 12-24

FIELD GOAL — 51, Chip Lohmiller, vs. San Francisco, 9-3

Opponent — 55, Morten Andersen, twice (both at Atlanta, 12-10)

HOW THE SAINTS ARE BUILT

Year	Draft (23)	Trade (2)	Free Agents (28)
1986 7-9	Jim Dombrowski G (1)		
1989 9-7	Wayne Martin DT (1)		
1990 8-8	Renaldo Turnbull DE (1) Vince Buck S (2)		
1991 11-5			
1992 12-4	Tyrone Legette CB (3) Sean Lumpkin S (4b) Torrance Small (5)		
1993 8-8	William Roaf T (1a) Irv Smith TE (1b) Lorenzo Neal FB (4a) Derek Brown RB (4b) Tyrone Hughes CB (5)		
1994 7-9	Joe Johnson DE (1) Mario Bates RB (2) Winfred Tubbs LB (3) Doug Nussmeier QB (4) Craig Novitsky C/T (5b)	Jim Everett QB (from Rams)	Kirk Botkin TE Israel Byrd CB Ernest Dixon LB Michael Haynes WR Alan Kline T J.J. McCleskey S Andy McCollum C/G Shane Pahukoa S Steve Rhem WR Jeff Uhlenhake C
1995 7-9	Mark Fields LB (1) Ray Zellars FB (2) Mike Verstegen G (3) Dameian Jeffries DE (4) William Strong CB (5) Lee DeRamus WR (6)	Willie Broughton DT (from Oakland)	Eric Allen CB Doug Brien K John Covington S Tory Epps DT Richard Harvey LB Tom Hodson QB Brian Jones LB Ed King G Anthony Newman S Rufus Porter LB Israel Stanley DE Klaus Wilmsmeyer P
1996			Clarence Jones T Mark McMillian CB Darren Mickell DE Hugh Millen QB Fred Stokes DE Lorenzo White RB

Off Waivers (2): 1995: LB Ron Childs (Kansas City), C/G Donald Willis (Seattle).

NEW ORLEANS SAINTS 1996 VETERAN ROSTER

No.	Name	Pos	Ht.	Wt.	NFL Exp	Birthdate	College	How Acq.
21	Allen, Eric	CB	5-11	180	9	11/22/65	Arizona St.	tFA-95(Phi)
24	Bates, Mario	RE	6-1	217	3	1/16/73	Arizona St.	D2-94
86	Botkin, Kirk	TE	6-3	245	2	3/19/71	Arkansas	FA-94
27	Boyd, Malik	CB	5-10	185	2	11/5/70	Southern	FA-96
10	Brien, Doug	K	6-0	180	3	11/24/70	California	FA-95
99	Broughton, Willie	DT	6-5	285	9	9/9/64	Miami (Fla.)	Tr-95(Oak)
20	Brown, Derek	RB	5-9	205	4	4/15/71	Nebraska	D4b-93
26	Buck, Vince	S	6-0	198	7	1/12/68	Central St. (Oh)	D2-90
45	Byrd, Israel	CB	5-11	184	2	2/1/71	Utah St.	FA-94
51	Childs, Ron	LB	5-11	212	2	9/18/71	Washington St.	Wai-95(KC)
39	Covington, John	S	6-0	206	3	4/22/72	Notre Dame	FA-95
47	Davis, John	TE	6-4	257	2	5/14/73	Emporia St.	FA-96
28	Dawkins, Ralph	RB	5-8	195	2	3/20/70	Louisville	FA-94
87	DeRamus, Lee	WR	6-0	205	2	8/24/72	Wisconsin	D6-95
56	Dixon, Ernest	LB	6-1	240	3	10/17/71	South Carolina	FA-94
72	Dombrowski, Jim	G	6-5	300	11	10/19/63	Virginia	D1-86
43	Duckett, Forey	CB	6-3	195	2	2/5/70	Nevada	FA-96
79	Epps, Tory	DT	6-1	280	7	5/28/67	Memphis	UFA-95(Chi)
17	Everett, Jim	QB	6-5	212	11	1/3/63	Purdue	Tr-94(Rams)
55	Fields, Mark	LB	6-2	244	2	11/9/72	Washington St.	D1-95
40	Fuller, James	S	5-11	208	3	8/5/69	Portland St.	FA-96
85	Green, Paul	TE	6-3	253	4	10/8/66	USC	FA-96
52	Harvey, Richard	LB	6-1	242	7	9/11/66	Tulane	UFA-95(Den)
81	Haynes, Michael	WR	6-0	184	9	12/24/65	Northern Arizona	tFA-94(Alt)
14	Hodson, Tom	QB	6-3	195	5	1/28/67	LSU	FA-95
33	Hughes, Tyrone	CB	5-9	175	4	1/14/70	Nebraska	D5-93
47	Jackson, Greg	S	6-1	205	8	8/20/66	LSU	UFA-96(Phi)
96	Jeffries, Dameian	DE	6-4	277	2	5/7/73	Alabama	D4-95
94	Johnson, Joe	DT	6-4	270	3	7/11/72	Louisville	D1-94
58	Jones, Brian	LB	6-1	250	3	1/22/68	Texas	FA-95
74	Jones, Clarence	T	6-6	280	6	5/6/68	Maryland	UFA-96(StL)
61	King, Ed	G	6-4	300	5	12/3/69	Auburn	FA-94
68	Kline, Alan	T	6-5	290	2	5/25/71	Ohio St.	FA-94
43	Legette, Tyrone	CB	5-9	177	5	2/15/70	Nebraska	D3-92
46	Lumpkin, Sean	S	6-0	206	5	1/4/70	Minnesota	D4-92
93	Martin, Wayne	DT	6-5	275	8	10/26/65	Arkansas	D1-89
44	McCleskey, J.J.	S	5-7	177	3	4/10/70	Tennessee	FA-94
67	McCollum, Andy	C/G	6-4	295	3	6/2/70	Toledo	FA-94
29	McMillian, Mark	CB	5-7	148	5	4/29/70	Alabama	UFA-96(Phi)
92	Mickell, Darren	DE	6-4	291	5	8/3/70	Florida	UFA-96(KC)
12	Millen, Hugh	QB	6-5	216	11	11/22/63	Washington	FA-96
22	Neal, Lorenzo	FB	5-11	240	4	12/27/70	Fresno St.	D4a-93
30	Newman, Anthony	S	6-0	200	9	11/25/65	Oregon	FA-95
60	Novitsky, Craig	C/T	6-5	295	3	5/12/71	UCLA	D5b-94
13	Nussmeier, Doug	QB	6-3	211	3	12/11/70	Idaho	D4-94
35	Pahukoa, Shane	S	6-2	202	3	11/25/70	Washington	FA-94
59	Porter, Rufus	LB	6-1	230	9	5/18/65	Southern	UFA-95(Sea)
65	Reese, Darren	G	6-4	295	2	10/25/70	Ohio U.	FA-96
84	Rhem, Steve	WR	6-2	212	3	11/9/71	Minnesota	FA-94
77	Roaf, William	T	6-5	300	4	4/18/70	Louisiana Tech	D1a-93
78	Roth, Tom	G	6-5	285	2	9/19/68	Southern Illinois	FA-96
83	Small, Torrance	WR	6-3	201	5	9/6/70	Alcorn St.	D5-92
82	Smith, Irv	TE	6-3	246	4	10/13/71	Notre Dame	D1b-93
95	Stanley, Buster	DT	6-2	290	2	5/14/70	Michigan	FA-96
90	Stanley, Israel	DE	6-3	260	2	4/21/70	Arizona St.	FA-95
71	Stokes, Fred	DE	6-3	274	10	3/14/64	Georgia Southern	UFA-96(StL)
54	Tubbs, Winfred	LB	6-4	250	3	9/24/70	Texas	D3-94
70	Tucker Mark	C/G	6-3	300	3	4/29/68	USC	FA-96
97	Turnbull, Renaldo	DE	6-4	250	7	1/5/66	West Virginia	D1-90
62	Uhlenhake, Jeff	C	6-3	284	8	1/28/66	Ohio St.	UFA-94(Mia)

(Veteran roster cont'd)

66	Verstegen, Mike	G	6-6	311	2	10/24/71	Wisconsin	D3-95
38	White, Lorenzo	RB	5-11	222	9	4/12/66	Michigan St.	FA-96
63	Willis, Donald	C/G	6-3	330	2	7/15/73	North Carolina A&T	Wai-95(Sea)
4	Wilmsmeyer, Klaus	P	6-1	210	5	12/4/67	Louisville	FA-95
34	Zellers, Ray	FB	5-11	233	2	3/25/73	Notre Dame	D2-95

NEW ORLEANS SAINTS 1996 FIRST-YEAR ROSTER

No.	Name	Pos	Ht.	Wt.	NFL Exp	Birthdate	College	How Acq.
69	Ackerman, Tom	C/G	6-3	290	R	9/6/72	E. Washington	D5b-96
3	Becksvort, John	K	6-1	177	R	2/26/73	Tennessee	FA-96
48	Brooks, Steve	TE	6-5	245	1	6/2/71	Occidental	FA-96
37	Cherry, Je Rod	S	6-0	196	R	5/30/73	California	D2-96
25	Davis, Michael	FB	6-1	230	1	7/7/71	Mississippi St.	FA-96
42	Dowden, Corey	CB	5-11	190	1	10/18/68	Tulane	FA-96
32	Esposito, Dan	RB	5-11	213	1	5/11/72	Millersville	FA-96
64	Farkas, Kevin	T	6-9	345	1	2/4/71	Appalachian State	FA-96
98	Fields, Jeff	DT	6-3	320	1	7/3/67	Arkansas St.	FA-96
5	Gardere, Peter	P	6-0	190	1	9/28/69	Texas	FA-96
19	Goosby, Michael	WR	6-3	207	1	10/15/70	North Texas	FA-96
18	Guess, Terry	WR	6-0	200	R	9/22/74	Gardner-Webb	D5c-96
89	Hayes, Mercury	WR	5-11	195	R	1/1/73	Michigan	D5a-96
15	Henry, Adam	WR	6-1	184	1	4/27/72	McNeese St.	FA-96
76	Hills, Ken	T	6-6	305	R	6/13/73	Southwestern La.	D6a-96
49	Lusk, Henry	TE	6-1	240	R	5/8/72	Utah	D7-96
80	Malone, Toderick	WR	5-11	177	R	1/11/74	Alabama	D6b-96
36	Molden, Alex	CB	5-11	190	R	8/4/73	Oregon	D1-96
75	Palmer, Emile	DT	6-3	320	R	4/5/73	Syracuse	FA-96
50	Payton, Elfrid	LB	6-1	230	1	9/22/67	Grambling St.	FA-96
91	Smith, Brady	DE	6-5	260	R	6/5/73	Colorado St.	D3-96
41	Strong, William	CB	5-11	191	1	11/3/71	North Carolina St.	D5-95
23	Whittle, Ricky	RB	5-9	200	R	12/21/71	Oregon	D4-96

NEW ORLEANS SAINTS NUMERICAL ROSTER

3	John Becksvort	K	40	James Fuller	S	71	Fred Stokes	DE
4	Klaus Wilmsmeyer	P	41	William Strong	CB	72	Jim Dombrowski	G
5	Peter Gardere	P	42	Corey Dowden	CB	74	Clarence Jones	T
10	Doug Brien	K	43	Forey Duckett	CB	75	Emile Palmer	DT
12	Hugh Millen	QB	43	Tyrone Legette	CB	76	Ken Hill	T
13	Doug Nussmeier	QB	44	J.J. McCleskey	S	77	William Roaf	T
14	Tom Hodson	QB	45	Israel Byrd	CB	78	Tom Roth	C/G
15	Adam Henry	WR	46	Sean Lumpkin	S	79	Tory Epps	DT
17	Jim Everett	QB	47	John Davis	TE	80	Toderick Malone	WR
18	Terry Guess	WR	48	Steve Brooks	TE	81	Michael Haynes	WR
19	Michael Goosby	WR	49	Henry Lusk	TE	82	Irv Smith	TE
20	Derek Brown	RB	50	Elfrid Payton	LB	83	Torrance Small	WR
21	Eric Allen	CB	51	Ron Childs	LB	84	Steve Rhem	WR
22	Lorenzo Neal	FB	52	Richard Harvey	LB	85	Paul Green	TE
23	Ricky Whittle	RB	54	Winfred Tubbs	LB	86	Kirk Botkin	TE
24	Mario Bates	RB	55	Mark Fields	LB	87	Lee DeRamus	WR
25	Michael Davis	FB	56	Ernest Dixon	LB	89	Mercury Hayes	WR
26	Vince Buck	S	58	Brian Jones	LB	90	Israel Stanley	DE
27	Malik Boyd	CB	59	Rufus Porter	LB	91	Brady Smith	DE
28	Ralph Dawkins	RB	60	Craig Novitsky	C/T	92	Darren Mickell	DE
29	Mark McMillian	CB	61	Ed King	G	93	Wayne Martin	DT
30	Anthony Newman	S	62	Jeff Uhlenhake	C	94	Joe Johnson	DT
32	Dan Esposito	RB	63	Donald Willis	G	95	Buster Stanley	DT
33	Tyrone Hughes	CB	64	Kevin Farkas	T	96	Dameian Jeffries	DE
34	Ray Zellers	FB	65	Darren Reese	G	97	Renaldo Turnbull	DE
35	Shane Pahukoa	S	66	Mike Verstegen	G	98	Jeff Fields	DT
36	Alex Molden	CB	67	Andy McCollum	C/G	99	Willie Broughton	DT
37	Je Rod Cherry	S	68	Alan Kline	T		Greg Jackson	S
38	Lorenzo White	RB	69	Tom Ackerman	C/G			
39	John Covington	S	70	Mark Tucker	C/G			

SAINTS 1996 TRAINING CAMP DEPTH CHART

OFFENSE

- WR 81 Michael Haynes, 87 Lee DeRamus, 18 Terry Guess,
80 Toderick Malone, 19 Michael Goosby
LT 77 William Roaf, 68 Alan Kline
LG 72 Jim Dombrowski, 60 Craig Novitsky, 78 Tom Roth
C 67 Andy McCollum, 69 Tom Ackerman, 63 Donald Willis,
70 Mark Tucker
RG 66 Mike Verstegen, 61 Ed King, 65 Darren Reese
RT 74 Clarence Jones, 76 Keno Hills, 64 Kevin Farkas
TE 82 Irv Smith, 85 Paul Green, 86 Kirk Botkin, 49 Henry Lusk,
47 John Davis, 48 Steve Brooks
WR 83 Torrance Small, 84 Steve Rhem, 89 Mercury Hayes, 15 Adam Henry
QB 17 Jim Everett, 12 Hugh Millen, 14 Tom Hodson, 13 Doug Nussmeier
HB 24 Mario Bates, 20 Derek Brown, 38 Lorenzo White,
28 Ralph Dawkins, 23 Ricky Whittle
FB 22 Lorenzo Neal, 34 Ray Zellars, 32 Dan Esposito, 25 Michael Davis

DEFENSE

- LE 92 Darren Mickell, 71 Fred Stokes
LT 93 Wayne Martin, 96 Dameian Jeffries, 79 Tory Epps,
95 Buster Stanley
RT 94 Joe Johnson, 99 Willie Broughton, 75 Emile Palmer, 98 Jeff Fields
RE 97 Renaldo Turnbull, 91 Brady Smith, 90 Israel Stanley
SLB 59 Rufus Porter, 56 Ernest Dixon, 50 Elfrid Payton
MLB 54 Winfred Tubbs, 58 Brian Jones
WLB 55 Mark Fields, 52 Richard Harvey, 51 Ron Childs
LCB 29 Mark McMillian, 36 Alex Molden, 33 Tyrone Hughes, 27 Malik Boyd,
45 Israel Byrd
RCB 21 Eric Allen, 44 J.J. McCleskey, 41 William Strong, 42 Corey Dowden
SS 30 Anthony Newman, 46 Sean Lumpkin, 39 John Covington,
35 Shane Pahukoa, 40 James Fuller
FS 26 Vince Buck, 37 Je'Rod Cherry, 43 Forey Duckett

SPECIALISTS

- K 10 Doug Brien, 3 John Becksvoort
P 4 Klaus Wilmsmeyer, 5 Peter Gardere

OTHER SAINTS FOR 1996

JOHN BECKSVOORT, Kicker, Tennessee... 6-1, 177. . . played at the University of Tennessee from 1991-94, during which time he compiled 317 points, first on the Volunteers' all-time list. . . converted 52 of 75 field goal attempts and all 161 PATs. . . had three kicks of 50 yards or more, including a career-long 53-yarder against Arkansas in 1992. . . 95 points in 1993 is the seventh-most in school history. . . attended Red Bank High School in Chattanooga, Tennessee, where he was an All-State performer as a senior. . . was also an All-State choice as a member of the school's soccer team. . . single. . . signed with the Saints as a free agent 3/26/96. . . born February 26, 1973.

MALIK BOYD, Cornerback, Southern... 5-10, 185. . . played with Minnesota in 1994 after making the club as a rookie free agent. . . was waived by the Vikings in training camp last season. . . appeared in all 16 games during the '94 regular season, and one in the postseason. . . opened one game on the year, vs. New England 11/13, when he tallied a season-high 13 tackles. . . on the season, registered 31 total tackles, an interception and four passes defended. . . was a two-year starter at Southern, where he earned his degree in rehabilitation counseling. . . lettered as a defensive back and wide receiver at Smiley High School in Houston, Texas. . . signed with the Saints as a free agent in 1996. . . born November 5, 1970 at Houston, Texas.

STEVE BROOKS, Tight End, Occidental... 6-5, 245. . . went to camp with both the Rams and 49ers as a rookie free agent in 1994, was released each time prior to regular season. . . was waived again in camp by the Rams last season. . . played his first three years of college ball at UC-Santa Barbara before transferring to Occidental. . . attended high school in Ventura, Calif. . . signed with the Saints as a free agent in 1996. . . born June 2, 1971.

JOHN DAVIS, Tight End, Emporia State... 6-4, 257. . . was drafted by Dallas in the fifth round of the 1994 supplemental draft. . . spent all of 1994 on the Cowboys' practice squad. . . was on injured reserve with an ankle injury for the first nine weeks of 1995 before being released. . . was an All-Mid-America Intercollegiate Athletic Association honorable mention choice as a senior at Emporia State when he split time between tight end and tailback. . . transferred to ESU after two years at Cisco (Texas) Junior College. . . lettered in football, basketball and track at Jasper (Texas) High School. . . signed with the Saints as a free agent in 1996. . . born May 14, 1973.

MICHAEL DAVIS, Fullback, Mississippi State... 6-1, 230. . . went to camp with Miami in 1995 as a rookie free agent, was released prior to the regular season. . . rushed for 2,721 yards and 27 touchdowns on 578 attempts in four seasons for the Bulldogs. . . tallied 929 yards and 10 scores on 196 carries his senior year. . . played for Saints tight ends coach Bruce Arians his final two seasons at MSU. . . lettered in football, basketball and track at Morton (Miss.) High School. . . signed with the Saints as a free agent in 1996. . . born July 7, 1971 at Morton Mississippi.

COREY DOWDEN, Cornerback, Tulane... 5-11, 190. . . played with the Tampa Bay Storm of the Arena League, 1992-95. . . was with the Ottawa Rough Riders of the Canadian League in 1994. . . attended John McDonogh High School in New Orleans. . . single. . . signed with the Saints as a free agent 2/26/96. . . born October 18, 1968 at New Orleans, Louisiana.

FOREY DUCKETT, Cornerback, Nevada... 6-3, 195. . . was Cincinnati's fifth-round draft choice in 1993, was inactive for the first two games, spent the balance on injured reserve with a broken foot. . . played in the first two games of 1994 with the Bengals before being waived 9/16. . . was claimed by Green Bay, and spent six games with the Packers, saw action in three prior to being released 11/8. . . appeared in the final two contests with Seattle as a reserve and on special teams after being signed as a free agent. . . was waived by the Seahawks in 1995 camp, 7/27. . . signed with San Francisco later in camp and was released prior to the regular season. . . played

with the Scottish Claymores of the World League this past spring and was the club's starter at left cornerback. . . intercepted 13 passes in his career at Nevada, during which time he was a three-year starter. . . was a first-team All-Big Sky Conference choice as a junior. . . lettered in football, basketball and track at Pinole (Calif.) Valley High School. . . signed with the Saints as a free agent 2/23/96. . . born February 5, 1970 at Oakland, California.

DAN ESPOSITO, Running Back, Millersville... 5-11, 213. . . went to camp with Washington as a rookie free agent last year, was released. . . rushed for 1,654 yards and 11 touchdowns in his four years at Millersville (Pa.) University. . . also caught 46 passes for 592 yards and five touchdowns. . . attended Lake Brantley High School in Altamonte Springs, Florida for three years before finishing at Lincoln High School in Philadelphia. . . single. . . signed with the Saints as a free agent 2/26/96. . . born May 11, 1972 at Philadelphia, Pennsylvania.

KEVIN FARKAS, Tackle, Appalachian State... 6-9, 345. . . went to camp with Denver as a rookie free agent in 1994, was released in camp. . . spent last season on Carolina's practice squad after being signed as one of the Panthers' original ten players. . . played with the Amsterdam Admirals of the World League last spring. . . transferred to Appalachian State after two years at Liberty University. . . attended Varina High School in Richmond, Virginia. . . single. . . full name is Kevin Wayne Farkas. . . signed with the Saints as a free agent 2/23/96. . . born February 4, 1971 at Richmond, Va.

JEFF FIELDS, Defensive Tackle, Arkansas State... 6-3, 320. . . was originally the ninth-round draft choice of the Rams in 1991, was released in camp. . . played with the Hamilton Tiger-Cats of the Canadian League from 1991-93. . . went to camp with Carolina in 1995, spent time on the Panthers' and Packers' practice squads last season. . . transferred to Arkansas State after two years at Hinds Junior College. . . attended Hill High School in Jackson, Miss. . . single. . . full name is Jeffery Dewayne Fields. . . signed with the Saints as a free agent 2/26/96. . . born July 3, 1967 at Jackson, Mississippi.

JAMES FULLER, Safety, Portland State... 5-11, 208. . . was the eighth-round draft choice (201st overall) of San Diego in 1992. . . did not play in '92, spent part of the year on injured reserve and the balance on the practice squad. . . played in 10 games for the Chargers in 1993 and was credited with eight tackles on defense and six stops on special teams. . . was with San Diego for one game in 1994 before being released. . . went to camp with Saints as a free agent in 1995, was released 8/27. . . played with the Scottish Claymores of the World League this past spring where he was the team's starting free safety. . . was an all-Western Football Conference first-team pick in 1990 and 1991, his only two years at Portland State. . . transferred after two years at Walla Walla (Washington) Junior College. . . attended Stadium High School in Tacoma, Washington. . . signed with the Saints as a free agent 2/23/96. . . born August 5, 1969 at Tacoma, Wash.

PETER GARDERE, Punter, Texas... 6-0, 190. . . played the last three years in the Canadian League, with Sacramento from 1993-94, and Memphis last season. . . in three years, punted 299 times for a 42.7-yard average with a long of 77. . . last year, put together a career-best 43.4-yard norm on 86 punts, including a long of 72. . . went to camp with Seattle in 1993 as a rookie free agent. . . was a four-year letterman for the Longhorns, where he was the starting quarterback since the fourth game of his freshman year. . . completed 561 of 1,025 for 7,396 yards with 37 touchdowns and 45 interceptions in his career. . . also lettered in baseball at Texas, and played in the 1993 College World Series his senior year. . . was a first-team All-State punter and second-team quarterback at Lee High School in Houston, Texas. . . signed with the Saints as a free agent in 1996. . . born September 28, 1969 at Houston.

MICHAEL GOOSBY, Wide Receiver, North Texas... 6-3, 207. . . went to camp with Dallas as a rookie free agent in 1995, was released prior to the regular season. . . played two years of semi-pro ball before joining the Cowboys as a free agent last year. . . only played at North Texas in 1992. . . attended Sam Houston High School in Arlington, Texas, where he lettered in football and basketball. . . signed with the Saints as a free agent in 1996. . . born October 15, 1970.

PAUL GREEN, Tight End, Southern California... 6-3, 253. . . in four NFL seasons, has played in 35 games with 23 starts. . . was originally an eighth-round draft choice of Denver in 1989. . . spent all of '89 on the Broncos' developmental squad. . . was waived prior to 1990 and re-signed with two games remaining in the season, was inactive for both contests. . . did not play football in 1991. . . started the first four games of 1992 for Seattle after signing as a free agent, spent the final 12 games on injured reserve with a broken shoulder. . . also played with the Seahawks in 1993 and 1994, and caught 62 passes for 453 yards and three touchdowns in his three years in Seattle. . . had his best year in 1994 when he started 11 of the 16 games in which he played and caught 30 passes for 208 yards and a TD. . . was released by the Seahawks in training camp last year. . . also played with the Sacramento Surge of the World League in the spring of 1992. . . was a four-year letterman and two-year starter at USC, where he was a first team All-Pac 10 pick as a junior. . . lettered in football, basketball and baseball at Clovis (Calif.) High School. . . signed with the Saints as a free agent 2/26/96. . . born October 8, 1966 at Coalinga, California.

ADAM HENRY, Wide Receiver, McNeese State... 6-1, 184. . . has been with the Saints as a free agent in each of the last two training camps. . . attended rookie minicamp of 1994 on a tryout basis, before being signed to a contract three days afterwards, was released in training camp, 8/22. . . spent the first week of the '95 season on the Saints' practice squad before being waived. . . was a first-team All-Southland Conference choice as a senior for the Cowboys when he caught 24 passes for 589 yards and eight touchdowns. . . attended Kelly High School in Beaumont, Texas. . . born April 27, 1972 at Beaumont, Texas.

EMILE PALMER, Defensive Tackle, Syracuse... 6-3, 320. . . was at Syracuse University, 1991-92. . . played minor league football last year in Upstate New York. . . attended Fairmont Heights High School in Cheverly, Maryland. . . signed with the Saints as a free agent in 1996. . . born April 5, 1973.

ELFRID PAYTON, Grambling State... 6-1, 230. . . played in the Canadian League the last five seasons. . . had stints with Winnipeg (1991-93), Shreveport (1994) and Baltimore (1994-95). . . in 1993, was the Eastern Division Defensive Player-of-the-Year with the Blue Bombers when he led the CFL with 22 sacks. . . in three years at Grambling, recorded 117 tackles, including 28 for loss, and 16.5 sacks. . . attended West Jefferson High School in Harvey, La. . . signed with the Saints as a free agent, 4/26/96. . . born September 22, 1967 at Gretna, La.

DARREN REESE, Guard, Ohio University... 6-4, 295. . . went to camp with the Giants as a rookie free agent in 1994, spent the first nine games of the season on the Giants' practice squad before being activated 11/11. . . was inactive for six of the final seven games, did not see action in another. . . was released by New York 8/31/95. . . was a three-year starter at Ohio U., where he was an All-MAC choice his senior year and an honorable mention selection as a junior. . . attended Elida (Ohio) High School. . . single. . . signed with the Saints as a free agent 2/26/96. . . born October 25, 1970.

TOM ROTH, Center/Guard, Southern Illinois... 6-5, 285. . . re-signed with the Saints this off-season after being released 8/27/95. . . spent 11 games on the Saints' 53-man roster in 1994, was inactive for three, did not see action in eight. . . was on the practice squad for four contests. . . was selected by the Raiders in the 12th round of the 1992 draft, was waived prior to the regular season.

... spent all of '93 on the Raiders' practice squad. ... was converted from tight end to the offensive line following his freshman year at SIU. ... was an all-conference pick as a senior when he started every game at right tackle. ... lettered in football, wrestling and baseball at Marquette High School in Godfrey, Illinois. ... married (Jennifer). ... full name is Thomas Eugene Roth. ... born September 19, 1968 at Alton, Illinois.

BUSTER STANLEY, Defensive Tackle, Michigan... 6-2, 290. ... played in seven games with New England in 1994 after making the team as a rookie free agent. ... was released by the Patriots 8/27/95. ... was a four-year letterman for the Wolverines, and earned first team All-Big Ten honors his senior year when he posted 47 tackles, including 11 for loss and eight sacks. ... holds degree in kinesiology. ... was chosen as the Ohio Lineman-of-the-Year by UPI as a senior at East High School in Youngstown, where he also lettered in basketball, baseball and track. ... single. ... full name is Sylvester Stanley, Jr. ... signed with the Saints as a free agent 2/26/96. ... born May 14, 1970 at Youngstown, Ohio.

MARK TUCKER, Center/Guard, Southern California... 6-3, 300. ... was originally the 1991 seventh-round draft choice of the Atlanta Falcons, who waived him in camp. ... was on Indianapolis' practice squad from 10/2/91 through 10/26/91. ... played with the Frankfurt Galaxy of the World League in 1992, before being released by the Colts in training camp that year. ... was with the Phoenix Cardinals from 1993-94. ... did not play in '93, appeared in all 16 games, including three starts at right guard, in '94. ... selected by Jacksonville in the 1995 expansion draft, was released by the Jaguars prior to the regular season. ... was a four-year starter at USC, where he earned his degree in political science. ... earned All-Pac 10 honors each of his final three seasons. ... attended Banning High School in Wilmington, California. ... married (LeiTasha). ... full name is Mark Frederick Tucker. ... signed with the Saints as a free agent 3/6/96. ... born April 29, 1968 at Spokane, Washington.

NEW ORLEANS SAINTS IN OVERTIME GAMES (2-7)

- Nov. 13, 1977 — San Francisco 10, New Orleans 7, at Superdome
(Ray Wersching 33-yard FG)
- Sep. 2, 1979 — Atlanta 40, New Orleans 34, at Superdome
(James Mayberry 6-yard INT ret.)
- Dec. 7, 1980 — San Francisco 38, New Orleans 35, at Candlestick Park
(Ray Wersching 36-yard FG)
- Sep. 18, 1983 — New Orleans 34, Chicago 31, at Superdome
(Morten Andersen 41-yard FG)
- Dec. 11, 1983 — New Orleans 20, Philadelphia 17, at Veterans Stadium
(Morten Andersen 50-yard FG)
- Oct. 21, 1984 — Dallas 30, New Orleans 27, at Texas Stadium
(Rafael Septien 41-yard FG)
- Nov. 26, 1989 — L.A. Rams 20, New Orleans 17, at Superdome
(Mike Lansford 31-yard FG)
- Nov. 24, 1991 — Atlanta 23, New Orleans 20, at Superdome
(Norm Johnson 50-yard FG)
- Sep. 17, 1995 — Atlanta 27, New Orleans 24, at Superdome
(Morten Andersen 21-yard FG)

1995 GAME SUMMARIES

49ERS 24, SAINTS 22 September 3 at Superdome (66,627)

The 49ers took the first lead on the first play of the second quarter. San Francisco extended their margin five plays later. The Saints notched their first points of the season with 5:03 left in the half when Sean Lumpkin accounted for the first touchdown of his career. The 49ers responded with a 13-play, 62-yard drive that ended with a Doug Brien field goal with just 39 seconds to play in the half. Jim Everett followed with four straight completions, leading to a Chip Lohmiller field goal as time expired. San Francisco opened the second half with a 14-play, 86-yard drive that resulted in a TD pass with seven minutes to play in the third quarter. The Saints answered with their first offensive touchdown six plays later. San Francisco fumbled on their next two possessions after they had gotten into Saints territory. The second fumble led to a Jim Everett to Michael Haynes TD connection, with 5:43 to play. The Saints got the ball back at their own 15 with 1:54 remaining after forcing the 49ers to punt. They could only get as far as their own 40 before three straight incompletions and a fumble off a sack.

San Francisco	— 0	17	7	0	— 24
New Orleans	— 0	9	6	7	— 22

SCORING

S.F. — Rice 50 pass from Young (Brien kick)
S.F. — McDonald 52 interception return (Brien kick)
N.O. — Lumpkin 47 interception return (PAT failed)
S.F. — Brien 28 field goal
N.O. — Lohmiller 51 field goal
S.F. — Floyd 4 pass from Young (Brien kick)
N.O. — Early 28 pass from Everett (pass failed)
N.O. — Haynes 29 pass from Everett (Lohmiller kick)

TEAM STATISTICS

	San Francisco	New Orleans
Total First Downs	26	15
Total Net Yards	436	278
Rushes-Yards	35-154	13-26
Net Yards passing	282	252
Passes (A-C-I)	35-26-1	38-23-1
QB Sacked-Yards	5-27	1-14
Punts-Average	2-39.5	5-38.2
Fumbles-Lost	4-2	2-1
Penalties-Yards Lost	8-55	3-20
Time of Possession	38:23	21:37

RUSHING

San Francisco — Young 9-50; Loville 14-49; Floyd 10-48; Rice 1-5; Walker 1-2.
New Orleans — Bates 13-26.

PASSING

San Francisco — Young 27-21-0, 260 yards, 2 TDs; Gribac 8-5-1, 49 yards.
New Orleans — Everett 38-23-1, 266 yards, 2 TDs.

RECEIVING

San Francisco — Rice 6-87, 1 TD; Floyd 6-66, 1 TD; Loville 6-37; Jones 4-66; Taylor 4-53.
New Orleans — Early 6-66, 1 TD; Haynes 5-97, 1 TD; Walls 5-40; Bates 3-16; Small 2-28; Brown 1-15; Smith 1-4.

RAMS 17, SAINTS 14 September 10 at Busch Stadium (59,335)

The Saints put together an 8-play, 65-yard drive on their first possession of the game that resulted in a Chip Lohmiller field goal. The Saints' first lead of 1995 lasted for 5:47, before Chris Miller and Isaac Bruce culminated an 11-play, 68-yard drive. A field goal six minutes into the second quarter increased the lead to seven points, while an interception return for a score with 2:40 to play in the first half gave the Rams a 14-point advantage. While the Saints' defense shut out the Rams in the second half, the offense got into Rams territory three times, but could only produce 10 points. Lohmiller's second field goal of the game, with 6:13 remaining in the game, brought the Saints to within four points. St. Louis got the ball back at their own 12 with just over six minutes left. It appeared as though the Saints' defense had gotten off the field on two separate occasions on the final drive. But a personal foul penalty on third down from the Rams' 28, and a successful fake punt on fourth-and-1 from the Saints' 48, enabled the Rams to run out the clock and record their first victory in St. Louis.

SCORING

N.O. — Lohmiller 33 field goal
St.L. — Bruce 33 pass from Miller (McLaughlin kick)
St.L. — McLaughlin 31 field goal
St.L. — Lyght 29 interception return (McLaughlin kick)
N.O. — Small 1 pass from Everett (Lohmiller kick)
N.O. — Lohmiller 34 field goal

TEAM STATISTICS

	New Orleans	St. Louis
Total First Downs	19	19
Total Net Yards	308	322
Rushes-Yards	15-97	32-151
Net Yards passing	211	171
Passes (A-C-I)	40-24-1	32-12-0
QB Sacked-Yards	5-36	3-17
Punts-Average	4-39.3	6-44
Fumbles-Lost	2-1	0-0
Penalties-Yards Lost	6-45	9-59
Time of Possession	27:40	32:20

RUSHING

New Orleans — Bates 10-74; Brown 2-16; Everett 2-4; Neal 1-3.
St. Louis — Bettis 20-83; Russell 9-67; Lyle 1-4; Miller 2-(-3).

PASSING

New Orleans — Everett 40-24-1, 247 yards, 1 TD.
St. Louis — Miller 31-12-0, 188 yards, 1 TD; Kinchen 1-0-0.

RECEIVING

New Orleans — Early 5-73; Small 5-29, 1 TD; Haynes 4-49; Walls 3-56; Bates 3-20; Brown 2-12; Ned 1-6; Zellars 1-2.
St. Louis — Drayton 4-80; Bruce 3-50, 1 TD; Hester 1-15; Russell 1-13; Kinchen 1-12; Cook 1-9; Wright 1-9.

FALCONS 27, SAINTS 24 (OT)**September 17 at Superdome (57,442)**

The Falcons scored on the first series of the game, before the Saints tallied a touchdown and a field goal on consecutive series to take a 7-point lead. Atlanta tied the game, 1-43 into the second quarter, and re-gained the lead with 7:02 left in the first half. The Saints were driving deep in Falcons territory late in the half, but a fumble at the 10 ended the threat. Morten Andersen notched his third field goal of the game to cap Atlanta's initial series of the second half. The Saints responded with an 8-play, 72-yard drive that ended with a leaping grab by Michael Haynes in the end zone. The Saints extended the lead on the second play of the fourth quarter, but Atlanta's 8-play, 45-yard drive which ended with a Craig Heyward TD burst and a two-point conversion, tied the contest with 6:11 to play. New Orleans got as far as their own 49 with 1:05 left in regulation, but were pushed back by three straight penalties. The Saints dodged one bullet in overtime when the Falcons got to the Saints' 29 on their first possession, but were sacked on consecutive plays. After the Saints were forced to punt for the second time in the extra period, Atlanta started at their own 6. The Falcons made it into Saints territory in seven plays, before Jeff George connected with Eric Metcalf for a 38-yard completion to the Saints' 3, setting up Andersen's game-winning field goal on the following play, with 4:02 remaining in overtime.

Atlanta —	3	10	3	8	3 — 27
New Orleans —	10	0	7	7	0 — 24

SCORING

Atl. — Andersen 19 field goal
 N.O. — Early 70 pass from Everett (Lohmiller kick)
 N.O. — Lohmiller 21 field goal
 Atl. — Mathis 31 pass from George (Andersen kick)
 Atl. — Andersen 33 field goal
 Atl. — Andersen 46 field goal
 N.O. — Haynes 9 pass from Everett (Lohmiller kick)
 N.O. — Walls 28 pass from Everett (Lohmiller kick)
 Atl. — Heyward 7 run (Mathis pass from George)
 Atl. — Andersen 21 field goal

TEAM STATISTICS

	Atlanta	New Orleans
Total First Downs	24	18
Total Net Yards	461	410
Rushes-Yards	31-124	22-50
Net Yards passing	337	360
Passes (A-C-I)	39-27-1	44-30-0
QB Sacked-Yards	7-49	3-19
Punts-Average	5-37.4	8-44.3
Fumbles-Lost	0-0	2-1
Penalties-Yards Lost	8-62	8-56
Time of Possession	39:45	31:13

RUSHING

Atlanta — Heyward 25-102, 1 TD; Metcalf 3-16; George 3-6.
 New Orleans — Bates 18-48; Brown 3-4; Neal 1-(-2).

PASSING

Atlanta — George 39-27-1, 386 yards, 1 TD.
 New Orleans — Everett 43-29-0, 370 yards, 3 TDs; Hodson 1-1-0, 9 yards.

RECEIVING

Atlanta — Metcalf 11-155; Emanuel 6-104; Mathis 6-81, 1 TD; Birden 2-33; Lyons 1-12; Heyward 1-1.
 New Orleans — Walls 6-61, 1 TD; Early 5-99, 1 TD; Haynes 5-59, 1 TD; Small 4-74; Brown 4-32; Bates 3-36; Smith 2-12; Neal 1-6.

GIANTS 45, SAINTS 29**September 24 at Giants Stadium (72,619)**

New York rushed for 218 yards, led by Rodney Hampton's 149 yard effort, which included four touchdowns. Both rushing figures were the most by a Saints opponent since the 13th game of 1993, while Hampton's four rushing touchdowns, tied the most-ever against New Orleans. Each team scored on its initial possession of the game. Mario Bates' TD score was the Saints' first rushing touchdown of the season. The Saints took their first lead of the game 1:53 into the second quarter following Wayne Martin's first career interception. The Giants tied the game on their next series, before the Saints re-gained the lead on a Chip Lohmiller field goal. The Giants then ran off 24 straight points, including a Brad Daluiso field goal on the final play of the first half, and touchdown runs by Hampton on two of New York's first three drives of the third quarter. The Giants added their fifth rushing score with 4:35 remaining in the contest, tying the most-ever against the Saints.

New Orleans —	7	10	0	12 — 29
New York —	7	17	14	7 — 45

SCORING

N.Y. — Hampton 1 run (Daluiso kick)
 N.O. — Bates 3 run (Lohmiller kick)
 N.O. — Walls 9 pass from Everett (Lohmiller kick)
 N.Y. — Hampton 5 run (Daluiso kick)
 N.O. — Lohmiller 20 field goal
 N.Y. — Calloway 38 pass from Brown (Daluiso kick)
 N.Y. — Daluiso 50 field goal
 N.Y. — Hampton 2 run (Daluiso kick)
 N.Y. — Hampton 3 run (Daluiso kick)
 N.O. — Small 1 pass from Everett (kick failed)
 N.Y. — Wheatley 19 run (Daluiso kick)
 N.O. — Brown 4 pass from Everett (pass failed)

TEAM STATISTICS

	New Orleans	New York
Total First Downs	18	31
Total Net Yards	322	474
Rushes-Yards	18-87	48-218
Net Yards passing	235	256
Passes (A-C-I)	32-19-2	27-19-1
QB Sacked-Yards	2-21	1-2
Punts-Average	3-38	2-34.5
Fumbles-Lost	0-0	0-0
Penalties-Yards Lost	4-30	7-51
Time of Possession	20:59	39:01

RUSHING

New Orleans — Bates 10-57, 1 TD; Everett 3-23; Brown 5-7.
 New York — Hampton 33-149, 4 TDs; Wheatley 10-54, 1 TD; Walker 3-11; Brown 1-7; Calloway 1-(-3).

PASSING

New Orleans — Everett 32-19-2, 256 yards, 3 TDs.
 New York — Brown 27-19-1, 258 yards, 1 TD.

RECEIVING

New Orleans — Haynes 4-68; Walls 4-60, 1 TD; Early 4-59; Brown 3-27, 1 TD; Smith 1-30; Bates 1-8; Neal 1-3; Small 1-1, 1 TD.
 New York — Calloway 5-95, 1 TD; Walker 4-47; Pierce 3-40; Cross 2-28; Sherrard 2-21; Hampton 2-15; Kozlowski 1-12.

EAGLES 15, SAINTS 10**October 1 at Superdome (43,938)**

The Saints held the ball for nine plays and 4:13 on the game's opening series, but were forced to settle for a Chip Lohmiller field goal. Philadelphia got inside the Saints' 10 on each of their next two possessions, but could only come up with a field goal. A Wayne Martin fumble recovery thwarted the latter one. The Eagles took their initial lead as time expired in the first half, culminating a 49-yard drive which used 1:01. They extended their lead to six points on the first series of the second half. New Orleans re-gained the edge four plays later when Torrance Small took a reverse from backup QB Tom Hodson, and went around the left side for the first rushing score of his career. Philadelphia answered on the ensuing series with a 12-play, 43-yard drive that ended with Gary Anderson's fourth field goal of the game. Philadelphia went up by five on Anderson's fifth field goal, midway through the fourth quarter, after the Eagles started at the Saints' 49. New Orleans had four possessions in the fourth quarter, but could not get any further than their own 40.

Philadelphia —	3	3	6	3 — 15
New Orleans —	3	0	7	0 — 10

SCORING

N.O. — Lohmiller 34 field goal
 Phil. — Anderson 20 field goal
 Phil. — Anderson 43 field goal
 Phil. — Anderson 36 field goal
 N.O. — Small 44 run (Lohmiller kick)
 Phil. — Anderson 37 field goal
 Phil. — Anderson 42 field goal

TEAM STATISTICS

	Philadelphia	New Orleans
Total First Downs	20	9
Total Net Yards	302	200
Rushes-Yards	43-155	16-119
Net Yards passing	147	81
Passes (A-C-I)	28-18-0	28-12-1
QB Sacked-Yards	5-26	3-26
Punts-Average	4-44.3	7-44.4
Fumbles-Lost	1-1	0-0
Penalties-Yards Lost	5-30	7-72
Time of Possession	39:36	20:24

RUSHING

Philadelphia — Watters 26-79; Garner 14-48; Peete 3-28.
 New Orleans — Bates 12-61; Small 1-44, 1 TD; Brown 2-8; Everett 1-6.

PASSING

Philadelphia — Peete 28-18-0, 173 yards.
 New Orleans — Everett 24-10-1, 102 yards; Hodson 4-2-0, 5 yards.

RECEIVING

Philadelphia — Barnett 5-34; Williams 4-43; Watters 3-37; West 3-25; McCrary 2-17; Martin 1-17.
 New Orleans — Small 4-36; Walls 2-48; Early 2-14; Bates 1-5; Brown 1-2; Smith 1-2; Neal 1-0.

SAINTS 33, DOLPHINS 30**October 15 at Superdome (55,628)**

The Saints scored 1:13 into the game, two plays after Renaldo Turnbull recovered a Bernie Kosar fumble at the Dolphins' 36 and one play following a 35-yard run by Mario Bates. Miami drove to the Saints' 36 on the ensuing series, but Pete Stoyanovich's 54-yard field goal attempt was off the mark. New Orleans extended the lead 1:16 into the second quarter, one play after a fourth down completion of 18 yards from Klaus Wilmsmeyer to Anthony Newman on a fake punt. The Dolphins answered with a 6-play, 78-yard scoring drive to close to within six. Miami threatened to take the lead late in the first half with a first-and-goal at the 1, but the Saints' defense forced a field goal with seven seconds left. The teams traded turnovers to start the second half. The Saints took advantage by converting two third-quarter turnovers into touchdowns, while Miami's lone score in the quarter came following a New Orleans fumble. The Saints capitalized off another turnover on their first series of the fourth quarter, and held a commanding 33-17 lead with 12:00 to play, before the Dolphins notched 13 straight points. The Saints were able to run out the final 1:54 of the game on the strength of a 19-yard completion from Jim Everett to Wesley Walls.

Miami —	0	10	7	13 — 30
New Orleans —	7	6	13	7 — 33

SCORING

N.O. — Bates 1 run (Lohmiller kick)
 N.O. — Haynes 23 pass from Everett (run failed)
 Mia. — Green 31 pass from Kosar (Stoyanovich kick)
 Mia. — Stoyanovich 20 field goal
 N.O. — Early 25 pass from Everett (kick failed)
 Mia. — McDuffie 12 pass from Kosar (Stoyanovich kick)
 N.O. — Haynes 22 pass from Everett (Lohmiller kick)
 N.O. — Smith 2 pass from Everett (Lohmiller kick)
 Mia. — Kosar 1 run (run failed)
 Mia. — Kirby 16 pass from Kosar (Stoyanovich kick)

TEAM STATISTICS

	Miami	New Orleans
Total First Downs	23	18
Total Net Yards	381	335
Rushes-Yards	18-28	31-80
Net Yards passing	353	255
Passes (A-C-I)	43-29-2	33-21-0
QB Sacked-Yards	2-15	1-5
Punts-Average	3-43.7	3-37.3
Fumbles-Lost	3-3	3-2
Penalties-Yards Lost	5-41	6-45
Time of Possession	28:30	31:30

RUSHING

Miami — Kirby 4-15; Parmalee 8-9; Byars 1-2; Spikes 3-1; Kosar 2-1.
 New Orleans — Bates 10-41, 1 TD; Brown 18-41; Neal 2-(-1); Everett 1-(-1).

PASSING

Miami — Kosar 42-29-2, 368 yards, 3 TDs; McGwire 1-0-0.
 New Orleans — Everett 32-20-0, 242 yards, 4 TDs; Wilmsmeyer 1-1-0, 18 yards.

RECEIVING

Miami — McDuffie 7-86, 1 TD; Fryar 5-83; Clark 4-60; Byars 4-26; Kirby 3-37, 1 TD; Parmalee 3-25; Green 2-38; Spikes 1-13.
 New Orleans — Early 6-84, 1 TD; Walls 4-59; Smith 4-25, 1 TD; Haynes 2-45, 2 TDs; Brown 2-20; Newman 1-18; Small 1-15; Ned 1-(-6).

PANTHERS 20, SAINTS 3

October 22 at Clemson (55,484)

The Saints' average start for their first four possessions of the game was their own 41. All it produced, however, was a Chip Lohmiller field goal, 1:35 into the second quarter. The Panthers tied the game on a John Kasay field goal with 4:52 to play in the first half. Jim Everett was intercepted on three straight series of the third quarter. The last two gave the Panthers the ball at the Saints' 23 and 20, respectively, and led to the only touchdowns of the game. Carolina held New Orleans to 25 yards of total offense in the third quarter. The Panthers added a field goal, 2:19 into the fourth quarter. The Saints got inside the Panthers' 15 on each of their next two possessions. One ended on a Sam Mills interception in the end zone, and another was halted on downs after the Saints had a first-and-goal at the 1. On the day, New Orleans turned the ball over a total of five times.

New Orleans — 0 3 0 0 — 3
Carolina — 0 3 14 3 — 20

SCORING

N.O. — Lohmiller 29 field goal
Car. — Kasay 45 field goal
Car. — Griffith 2 run (Kasay kick)
Car. — Griffith 1 pass from Collins (Kasay kick)
Car. — Kasay 37 field goal

TEAM STATISTICS

	New Orleans	Carolina
Total First Downs	17	10
Total Net Yards	302	155
Rushes-Yards	28-64	34-126
Net Yards passing	238	29
Passes (A-C-I)	48-27-4	21-8-0
QB Sacked-Yards	1-3	4-19
Punts-Average	6-38.8	10-44.6
Fumbles-Lost	1-1	2-0
Penalties-Yards Lost	4-25	5-43
Time of Possession	33:07	26:53

RUSHING

New Orleans — Bates 17-43; Brown 5-15; Everett 2-5; Ned 3-1; Small 1-0.
Carolina — Moore 21-88, 1 TD; Workman 5-24; Christian 3-9; Griffith 3-3; Collins 2-2.

PASSING

New Orleans — Everett 48-27-4, 241 yards.
Carolina — Collins 21-8-0, 48 yards, 1 TD.

RECEIVING

New Orleans — Early 7-50; Haynes 5-48; Walls 4-56; Rhem 4-50; Brown 3-10; Neal 2-14; Ned 1-9; Bates 1-4.
Carolina — Carrier 2-18; Metzelaars 2-13; Christian 2-12; Moore 1-4; Griffith 1-1, 1 TD.

SAINTS 11, 49ERS 7

October 29 at 3Com Park (65,272)

A 66-yard drive by the 49ers on the opening series of the game ended when Renaldo Turnbull blocked a Tony Zendejas 37-yard field goal attempt. San Francisco took the initial lead of the day on the first play of the second quarter when Elvis Grbac capped a 10-play, 58-yard drive on fourth down. Tyrone Hughes returned a punt 74 yards to the 49ers' 5 following San Francisco's next possession, setting up New Orleans' first points of the day. The Saints got inside the 49ers' 30 on each of their last two possessions of the first half, but they ended with a missed 43-yard field goal attempt and a failed fourth-and-1 attempt. Hughes returned the opening kickoff of the second half 38 yards to the Saints' 45, setting up the Saints' only touchdown of the day, four plays afterward. Holder Tom Hodson chased down the errant snap on the PAT and found Wesley Walls in the end zone for the 2-point conversion. Two of San Francisco's next three possessions ended in turnovers. The Saints had opportunities to extend the lead in the fourth quarter when they got to the 49ers' 10 and the 15 on each of their first two drives. Those threats ended in a missed 28-yard field goal and a failed fourth-and-1 attempt. San Francisco got as far as the Saints' 41 on their final series of the game, but after a 12-yard sack by Winfred Tubbs, could not get any further and were forced to punt, giving the Saints the ball at their own 9 with 2:20 to play. Hughes finished with 78 punt return yards and 55 kickoff return yards and was named NFC Special Teams Player-of-the-Week.

New Orleans — 0 3 8 0 — 11
San Francisco — 0 7 0 0 — 7

SCORING

S.F. — Grbac 1 run (Zendejas kick)
N.O. — Lohmiller 20 field goal
N.O. — Bates 11 run (Walls pass from Hodson)

TEAM STATISTICS

	New Orleans	San Francisco
Total First Downs	17	19
Total Net Yards	252	286
Rushes-Yards	32-108	23-55
Net Yards passing	144	231
Passes (A-C-I)	26-12-0	42-29-2
QB Sacked-Yards	2-12	1-12
Punts-Average	3-41	4-40.5
Fumbles-Lost	1-0	1-1
Penalties-Yards Lost	4-25	5-30
Time of Possession	27:30	32:30

RUSHING

New Orleans — Bates 26-106, 1 TD; Brown 3-5; Everett 3-(-3).
San Francisco — Loville 10-27; Grbac 4-18, 1 TD; Floyd 8-10; Rice 1-0.

PASSING

New Orleans — Everett 26-12-0, 156 yards; Small 0-0-0.
San Francisco — Grbac 42-29-2, 243 yards.

RECEIVING

New Orleans — Early 4-50; Haynes 3-49; Brown 2-17; Walls 2-14; Smith 1-26.
San Francisco — Rice 8-108; Floyd 6-38; Loville 5-30; Popson 4-37; Taylor 2-17; Jones 2-6; Willis 1-4; Carolan 1-3.

SAINTS 19, RAMS 10

November 5 at Superdome (43,120)

The Saints held the ball for 15 plays and 7:43 on the opening series of the game, but were forced to punt. The Rams capitalized on the following possession when Chris Miller connected with Isaac Bruce on third-and-13. The Saints tied the game 2-48 into the second quarter when Ray Zellers capped a 9-play, 70-yard drive, in which the Saints rushed for 43 yards. New Orleans took their first lead following their next possession when Doug Brien accounted for his first field goal as a Saint, with 3:51 left in the first half. The Rams recovered a fumbled punt at the Saints' 40 with 1:36 to play in the half, and got as far as the Saints' 12 before Eric Allen intercepted a Chris Miller pass in the end zone on third-and-10. The Saints opened the second half by stopping St. Louis on three straight plays, and then embarking on an 11-play, 69-yard drive that ended with another field goal. The Rams answered with a field goal of their own seven plays later after recovering a New Orleans fumble at the Saints' 25. Brien added a pair of fourth quarter field goals, the final one with 3:18 remaining, four plays after Brian Jones recovered a fumble on a kickoff. Dean Biasucci's 52-yard field goal attempt with 2:35 to play hit the crossbar, and the Saints ran out the remaining time. Brien was named NFC Special Teams Player of the Week in his first game as a Saint.

St. Louis — 7 0 3 0 — 10
New Orleans — 0 10 3 6 — 19

SCORING

St.L. — Bruce 55 pass from Miller (Biasucci kick)
N.O. — Zellers 1 run (Brien kick)
N.O. — Brien 35 field goal
N.O. — Brien 26 field goal
St.L. — Biasucci 32 field goal
N.O. — Brien 47 field goal
N.O. — Brien 42 field goal

TEAM STATISTICS

	St. Louis	New Orleans
Total First Downs	12	24
Total Net Yards	224	321
Rushes-Yards	19-80	41-153
Net Yards passing	144	168
Passes (A-C-I)	24-12-1	25-17-0
QB Sacked-Yards	2-20	3-21
Punts-Average	5-44	2-42
Fumbles-Lost	1-1	2-2
Penalties-Yards Lost	6-50	3-15
Time of Possession	21:54	38:06

RUSHING

St. Louis — Moss 12-55; Bailey 5-27; Miller 1-3; Kinchen 1-(-5).
New Orleans — Bates 22-106; Zellers 16-50, 1 TD; Everett 3-(-3).

PASSING

St. Louis — Miller 24-12-1, 164 yards, 1 TD.
New Orleans — Everett 25-17-0, 189 yards.

RECEIVING

St. Louis — Bruce 8-135, 1 TD; Bailey 2-14; Drayton 1-12; Cook 1-3.
New Orleans — Early 3-44; Walls 3-34; Smith 3-26; Miller 2-34; Haynes 2-19; Zellers 2-17; Brown 1-10; Neal 1-5.

SAINTS 17, COLTS 14

November 12 at Superdome (44,122)

A Ray Buchanan interception in the end zone ended an early Saints scoring threat. Indianapolis needed just five plays to cover 39 yards for the first score of the game, with 4:45 remaining in the first half. The Saints tied the score on the next series when a 10-play, 73-yard drive ended on a third-and-6 TD pass. Renaldo Turnbull blocked a Cary Blanchard 45-yard field goal attempt with 5:03 left in the third quarter, one play after Turnbull sacked Paul Justin for a 7-yard loss on third-and-6. On the ensuing possession, New Orleans put together a 9-play, 65-yard march that culminated with another scoring strike on third down, with 17 seconds left in the quarter. The Colts responded five plays afterward when a short pass turned into a 40-yard TD, 1:46 into the final period. The Saints' only possession of the fourth quarter resulted in the game-winning field goal, with 6:33 to play. Everett connected on a pair of third down conversions on the drive which covered 52 yards. Indianapolis drove to the Saints' 19 with 23 seconds left, but a penalty on third down pushed them back five yards, and Blanchard's 41-yard field goal attempt with eight seconds on the clock went wide left.

Indianapolis — 0 7 0 7 — 14
New Orleans — 0 7 7 3 — 17

SCORING

Ind. — Faulk 6 run (Blanchard kick)
N.O. — Small 32 pass from Everett (Brien kick)
N.O. — Early 2 pass from Everett (Brien kick)
Ind. — Potts 40 pass from Harbaugh (Blanchard kick)
N.O. — Brien 25 field goal

TEAM STATISTICS

	Indianapolis	New Orleans
Total First Downs	15	18
Total Net Yards	300	294
Rushes-Yards	26-120	24-69
Net Yards passing	180	225
Passes (A-C-I)	20-15-0	37-27-1
QB Sacked-Yards	1-7	1-3
Punts-Average	3-42.7	4-37
Fumbles-Lost	2-1	1-0
Penalties-Yards Lost	10-95	6-70
Time of Possession	28:36	31:24

RUSHING

Indianapolis — Faulk 17-98, 1 TD; Harbaugh 2-10; Potts 4-8; Humphrey 1-5; Justin 2-(-1).
New Orleans — Bates 18-45; Zellers 4-14; Small 1-11; Everett 1-(-1).

PASSING

Indianapolis — Justin 13-10-0, 90 yards; Harbaugh 7-5-0, 97 yards, 1 TD.
New Orleans — Everett 37-27-1, 228 yards, 2 TDs.

RECEIVING

Indianapolis — Potts 3-44, 1 TD; Dilger 3-26; Faulk 3-21; Dawkins 2-35; Turner 2-31; Bailey 1-16; Stabilein 1-14.
New Orleans — Smith 9-83; Walls 4-35; Early 4-25, 1 TD; Small 3-48, 1 TD; Zellers 3-10; Bates 2-9; DeRamus 1-10; Botkin 1-8.

VIKINGS 43, SAINTS 24

November 19 at Metrodome (58,108)

Minnesota scored on each of its first eight possessions of the game. The Vikings held a 20-0 lead in the second quarter when the Saints put together a 7-play, 67-yard scoring drive to close the gap to 13 with 3:56 to play in the first half. The Vikings got the ball at their own 8 on the next series, and had a third-and-9 from the 23 when Warren Moon and Qadry Ismail connected with 1:50 remaining. After Doug Brien missed a 40-yard field goal attempt with 53 seconds left in the half, the Vikings drove from their 31 to the Saints' 1, setting up a Fuad Reveziz field goal as time expired. Brien came back with a field goal on the opening drive of the second half, but the Vikings answered with 13 straight points. The Vikings rolled up 544 total net yards, the second-most ever against the Saints.

New Orleans — 0 7 3 14 — 24
Minnesota — 14 16 6 7 — 43

SCORING

Minn. — Carter 15 pass from Moon (Reveziz kick)
Minn. — Lee 2 pass from Moon (Reveziz kick)
Minn. — Reveziz 37 field goal
Minn. — Reveziz 20 field goal
N.O. — Early 13 pass from Everett (Brien kick)
Minn. — Ismail 77 pass from Moon (Reveziz kick)
Minn. — Reveziz 19 field goal
N.O. — Brien 30 field goal
Minn. — Carter 20 pass from Moon (pass failed)
Minn. — Graham 2 run (Reveziz kick)
N.O. — Walls 2 pass from Everett (Smith pass from Everett)
N.O. — Early 47 pass from Everett (pass failed)

TEAM STATISTICS

	New Orleans	Minnesota
Total First Downs	20	32
Total Net Yards	387	544
Rushes-Yards	14-68	33-146
Net Yards passing	319	398
Passes (A-C-I)	37-25-0	39-30-0
QB Sacked-Yards	2-16	2-10
Punts-Average	4-40.3	0-0
Fumbles-Lost	0-0	3-0
Penalties-Yards Lost	6-38	4-30
Time of Possession	23:13	36:47

RUSHING

New Orleans — Bates 10-43; Brown 2-17; Small 1-6; Zellars 1-2.
Minnesota — Stewart 8-77; Graham 8-28, 1 TD; Evans 4-25; Lee 6-10; Palmer 1-9; Phillips 2-4; Johnson 4-(-7).

PASSING

New Orleans — Everett 37-25-0, 335 yards, 3 TDs.
Minnesota — Moon 32-25-0, 338 yards, 4 TDs; Johnson 7-5-0, 70 yards.

RECEIVING

New Orleans — Early 9-150, 2 TDs; Brown 6-42; Smith 4-65; Haynes 2-55; Walls 2-9; DeRamus 1-10; Zellars 1-4.
Minnesota — Carter 12-137, 2 TDs; Lee 7-65, 1 TD; Ismail 5-142, 1 TD; Reed 2-17; Evans 1-17; Walsh 1-16; Jordan 1-12; Cooper 1-2.

SAINTS 34, PANTHERS 26

November 26 at Superdome (39,580)

After Carolina took a 3-0 lead 7:49 into the game, the Saints converted a fumble recovery and an interception into 14 straight points. Three plays after the second score, Carolina closed the gap to 14-11 with a TD and a 2-point conversion. Ernest Dixon intercepted a Kerry Collins pass with 28 seconds left in the first half and returned it 11 yards to the Panthers' 27, setting up a field goal with eight seconds to play. Tyrone Hughes returned the opening kickoff of the second half 83 yards to the Panthers' 7, setting up another field goal. The Saints put together a 14-play, 83-yard drive which used 8:08 of the clock on their next possession, and ended in a TD. Carolina came to within eight points on a touchdown and 2-point conversion with one second left in the third quarter. The Saints missed a chance to extend the lead when a 36-yard field goal attempt with 9:03 remaining in the game went wide right. On Carolina's next series, however, Jimmy Spencer came up with his second interception of the night, putting the Saints at the Panthers' 46. Seven plays later, Derek Brown gave New Orleans a 15-point advantage on 2nd-and-23. The Panthers made it to the Saints' 7 with 2:26 to play, but Eric Allen intercepted a pass in the end zone. Carolina scored with 23 seconds to play, but Wesley Walls recovered the ensuing onside kick.

Carolina — 3 8 8 7 — 26
New Orleans — 7 10 10 7 — 34

SCORING

Car. — Kasay 22 field goal
N.O. — Bates 4 run (Brien kick)
N.O. — Early 27 pass from Everett (Brien kick)
Car. — Green 60 pass from Collins (Rasby pass from Collins)
N.O. — Brien 45 field goal
N.O. — Brien 39 field goal
N.O. — Bates 6 run (Brien kick)
Car. — Carrier 3 pass from Collins (Christian pass from Collins)
N.O. — Brown 35 run (Brien kick)
Car. — Carrier 60 pass from Collins (Kasay kick)

TEAM STATISTICS

	Carolina	New Orleans
Total First Downs	17	24
Total Net Yards	409	352
Rushes-Yards	20-80	43-180
Net Yards passing	329	172
Passes (A-C-I)	46-17-4	29-15-1
QB Sacked-Yards	2-6	2-23
Punts-Average	5-41.8	4-45
Fumbles-Lost	4-2	3-3
Penalties-Yards Lost	10-73	8-55
Time of Possession	24:02	35:58

RUSHING

Carolina — Christian 6-39; Johnson 4-30; Collins 5-7; Thomas 5-4.
New Orleans — Bates 19-71, 2 TDs; Zellars 16-64; Brown 3-34, 1 TD; Early 1-9; Neal 1-3; Everett 3-(-1).

PASSING

Carolina — Collins 46-17-4, 335 yards, 3 TDs.
New Orleans — Everett 29-15-1, 195 yards, 1 TD.

RECEIVING

Carolina — Carrier 6-132, 2 TDs; Green 4-105, 1 TD; Christian 3-43; Guilford 1-36; Rasby 1-9; Beebe 1-8; Johnson 1-2.
New Orleans — Walls 4-59; Early 3-60, 1 TD; Smith 3-28; Small 2-21; Neal 2-14; Haynes 1-13.

SAINTS 31, PATRIOTS 17

December 3 at Foxboro (59,876)

The Saints scored on each of its first two possessions of the game. The second TD was set up by a 43-yard completion from Jim Everett to Irv Smith, one play prior to the touchdown. In between, the Patriots also notched a TD, after starting at the Saints' 32 following a 62-yard kickoff return by Dave Meggett. New England tied the game with 2:59 left in the first half, after getting the ball at the Saints' 35. New Orleans responded with a 7-play, 55-yard drive that led to a go-ahead field goal. The Patriots knotted the score once again on the first play of the fourth quarter. The Saints then broke the game open with two touchdowns on its next three offensive plays. The winning TD came on a screen pass that Lorenzo Neal took 69 yards down the right sideline. Mario Bates extended the lead when he took a handoff and went around right end for a 66-yard score. The Patriots had a first-and-goal from the 3 on the ensuing series with just over six minutes to play, but Shane Pahuoka intercepted a Drew Bledsoe pass in the end zone, and the Saints were able to run out the final 6:11.

New Orleans — 14 3 0 14 — 31
New England — 7 7 0 3 — 17

SCORING

N.O. — Early 50 pass from Everett (Brien kick)
N.E. — Martin 9 run (Bahr kick)
N.O. — Bates 2 run (Brien kick)
N.E. — Martin 3 run (Bahr kick)
N.O. — Brien 24 field goal
N.E. — Bahr 29 field goal
N.O. — Neal 69 pass from Everett (Brien kick)
N.O. — Bates 66 run (Brien kick)

TEAM STATISTICS

	New Orleans	New England
Total First Downs	17	21
Total Net Yards	432	331
Rushes-Yards	22-139	39-140
Net Yards passing	293	191
Passes (A-C-I)	26-17-1	32-18-2
QB Sacked-Yards	0-0	2-6
Punts-Average	4-40.5	4-41
Fumbles-Lost	1-0	3-1
Penalties-Yards Lost	4-36	8-68
Time of Possession	24:21	35:39

RUSHING

New Orleans — Bates 15-123, 2 TDs; Zellars 4-16; Small 1-13; Everett 1-(-1); Early 1-(-12).
New England — Martin 31-112, 2 TDs; Meggett 4-16; Zolak 1-8; Gash 2-4; Bledsoe 1-0.

PASSING

New Orleans — Everett 26-17-1, 293 yards, 2 TDs.
New England — Bledsoe 31-18-2, 197 yards; Meggett 1-0-0.

RECEIVING

New Orleans — Early 5-92, 1 TD; Smith 5-67; Neal 2-78, 1 TD; Small 2-25; Walls 2-20; Brown 1-11.
New England — Coates 7-90; Moore 4-58; Meggett 4-26; Gash 2-18; Graham 1-5.

FALCONS 19, SAINTS 14

December 10 at Georgia Dome (54,603)

Atlanta put together drives of 69 and 49 yards to open the game, resulting in a pair of Morten Andersen field goals. It was a 6-0 game when the Falcons got the ball at the 50 with 1:02 to play in the first half, following an Eric Metcalf 15-yard punt return. Andersen tied a record for a Saints opponent with a 55-yard field goal, with five seconds left. Atlanta scored the first touchdown of the day on their opening possession of the second half, capping a 10-play, 72-yard drive. The Saints got their first points 42 seconds into the fourth quarter, after six unsuccessful attempts to get into the end zone on first-and-goal from the 2. New Orleans closed to within two on their next possession, which covered 86 yards on nine plays. Metcalf returned the ensuing kickoff 47 yards to the Saints' 45, setting up Andersen's fourth field goal, with 4:17 remaining. The Saints took over at their own 19, and after completions of 23 and 20 yards to Quinn Early and Torrance Small, respectively, were at the Falcons' 25 at the two-minute warning. Two plays later, Jim Everett connected with Wesley Walls for a 20-yard completion, giving the Saints a first-and-goal from the 5. On third down, however, Everett's pass into the end zone, intended for Small, was intercepted by Jessie Tuggle, who returned it 49 yards.

New Orleans — 0 0 0 14 — 14
Atlanta — 6 3 7 3 — 19

SCORING

Atl. — Andersen 25 field goal
Atl. — Andersen 51 field goal
Atl. — Andersen 55 field goal
Atl. — Heyward 5 pass from George (Andersen kick)
N.O. — Smith 1 pass from Everett (Brien kick)
N.O. — Smith 5 pass from Everett (Brien kick)
Atl. — Andersen 55 field goal

TEAM STATISTICS

	New Orleans	Atlanta
Total First Downs	21	18
Total Net Yards	342	333
Rushes-Yards	18-55	22-91
Net Yards passing	287	242
Passes (A-C-I)	47-31-1	39-20-0
QB Sacked-Yards	0-0	1-9
Punts-Average	6-43.5	4-37.3
Fumbles-Lost	0-0	1-0
Penalties-Yards Lost	4-21	6-34
Time of Possession	31:15	28:45

RUSHING

New Orleans — Bates 13-45; Everett 2-8; Brown 1-2; Zellars 2-0.
Atlanta — Heyward 19-93; George 3-(-2).

PASSING

New Orleans — Everett 47-31-1, 287 yards, 2 TDs.
Atlanta — George 39-20-0, 251 yards, 1 TD.

RECEIVING

New Orleans — Smith 7-45, 2 TDs; Haynes 6-77; Early 6-66; Walls 4-37; Brown 3-23; Bates 3-11; Small 2-28.
Atlanta — Emanuel 6-65; Mathis 3-74; Heyward 3-42, 1 TD; Metcalf 3-40; Brown 3-30.

PACKERS 34, SAINTS 23 December 16 at Superdome (50,132)

The Packers scored on each of their first two possessions of the game, and three of their first four. The Saints tied the game midway through the first quarter before Green Bay notched three consecutive scores. The Saints closed the gap to 14 with 19 seconds to play in the first half on a 10-play, 81-yard drive. The Saints drove 47 yards on the opening series of the second half, but a 44-yard field goal attempt was off the mark. Green Bay responded with field goals on each of their next two series. New Orleans put together a 12-play, 51-yard drive that ended in a field goal, 4:56 into the fourth quarter. The Packers took over at their own 48 following an onside kick, and had a fourth-and-one from the 2 before Israel Stanley stopped Edgar Bennett on fourth down for a 2-yard loss. The Saints then marched 96 yards towards a touchdown on the final play of the game.

Green Bay — 14 14 6 0 — 34
New Orleans — 7 7 0 9 — 23

SCORING

G.B. — Morgan 19 pass from Favre (Jackie kick)
N.O. — Zellers 2 run (Brien kick)
G.B. — Brooks 17 pass from Favre (Jackie kick)
G.B. — Brooks 40 pass from Favre (Jackie kick)
G.B. — Freeman 11 pass from Favre (Jackie kick)
N.O. — Small 4 pass from Everett (Brien kick)
G.B. — Jackie 47 field goal
G.B. — Jackie 20 field goal
N.O. — Brien 43 field goal
N.O. — Small 6 pass from Everett (pass failed)

TEAM STATISTICS

	Green Bay	New Orleans
Total First Downs	22	26
Total Net Yards	397	404
Rushes-Yards	30-103	19-55
Net Yards passing	294	349
Passes (A-C-I)	30-21-0	45-29-1
QB Sacked-Yards	2-14	2-15
Punts-Average	2-45	4-44
Fumbles-Lost	1-0	1-0
Penalties-Yards Lost	7-59	8-85
Time of Possession	31:02	28:58

RUSHING

Green Bay — Bennett 26-80; Favre 1-15; Levens 2-5; Henderson 1-3.
New Orleans — Bates 8-22; Zellers 6-15, 1 TD; Brown 3-10; Everett 1-7; Small 1-1.

PASSING

Green Bay — Favre 30-21-0, 308 yards, 4 TDs.
New Orleans — Everett 45-29-1, 364 yards, 2 TDs.

RECEIVING

Green Bay — Brooks 5-118, 2 TDs; Chmura 5-47; Bennett 3-70; Morgan 3-33, 1 TD; Freeman 3-24, 1 TD; Levens 1-9; Jackson 1-7.
New Orleans — Early 8-117; Small 6-82, 2 TDs; Walls 5-73; DeRamus 4-56; Brown 4-20; Smith 1-11; Bates 1-5.

SAINTS 12, JETS 0

December 24 at Giants Stadium (28,885)

The Saints had a first-and-goal from the 10 on their initial possession of the game, but had to settle for a Doug Brien field goal. The Jets got into Saints' territory late in the first quarter, but Tyrone Legette intercepted a Boomer Esiason pass and returned it 43 yards to the Jets' 22. The Jets threatened late in the second quarter when they had the ball at the Saints' 20 after Hugh Douglas blocked a Klaus Wilmsmeyer punt. But on the first play following the turnover, Wayne Martin tipped a Bubby Brister pass into the hands of Jimmy Spencer. The Saints expanded the lead when Brien capped a 14-play, 48-yard drive with 5:52 to play in the third quarter. New Orleans accounted for the only touchdown of the game, with 8:17 remaining, two plays after Jim Everett connected with Irv Smith for a 22-yard completion to the Jets' 14. New York got as far as the 8 on their next series, but could not convert on fourth-and-5.

New Orleans — 3 0 3 6 — 12
New York — 0 0 0 0 — 0

SCORING

N.O. — Brien 32 field goal
N.O. — Brien 23 field goal
N.O. — Walls 12 pass from Everett (pass failed)

TEAM STATISTICS

	New Orleans	New York
Total First Downs	13	11
Total Net Yards	239	206
Rushes-Yards	27-40	16-67
Net Yards passing	199	139
Passes (A-C-I)	38-20-0	46-28-3
QB Sacked-Yards	0-0	4-36
Punts-Average	7-28.1	7-40.1
Fumbles-Lost	0-0	3-0
Penalties-Yards Lost	5-50	6-50
Time of Possession	29:59	30:01

RUSHING

New Orleans — Bates 23-40; Zellers 1-1; Brown 2-0; Everett 1-(-1).
New York — Murrell 10-43; Brister 3-16; May 2-5; Rasheed 1-3.

PASSING

New Orleans — Everett 38-20-0, 199 yards, 1 TD.
New York — Esiason 17-8-2, 65 yards; Brister 29-20-1, 110 yards.

RECEIVING

New Orleans — Small 4-40; Early 4-38; Smith 3-42; Walls 3-33, 1 TD; Brown 2-25; Haynes 2-18; Neal 2-3.
New York — Murrell 9-12; Chrebet 6-40; Yarbrough 5-56; Mitchell 5-44; Rasheed 2-15; Wilson 1-8.

WHERE THE SAINTS STOOD IN 1995 (NFC/NFL)

	Offense	Defense
Points	9/20	9/18
Total Net Yards	10/19	11/22
Net Rushing Yards	14/28	12/21
Net Passing Yards	7/10	10/22
First Downs	8/18	10/20T
Third Down Conversions	7/11	10/22
Time of Possession	15/28	
Takeaway/Giveaway Ratio	6/7T	
Takeaways		12T/18T
Giveaways	3T/5T	

New Orleans Saints Yearly Rankings (1986-95)

	NFC			NFL		
	OFFENSE			DEFENSE		
	Total	Rush	Pass	Total	Rush	Pass
1986	9	5	10	10	4	13
1987	7	2	11	3	2	2
1988	9	3	11	7	9	8T
1989	6	6	6	6	1	12
1990	12	8	12	8	5	9
1991	7	8	6	2	2	2
1992	9	10	6	2	4	1
1993	10	7	9	6	13	1
1994	6	13	4	12	9	13
1995	10	14	7	11	12	10

	OFFENSE			DEFENSE		
	Total	Rush	Pass	Total	Rush	Pass
1986	21	8	23	14	4	21
1987	14	3	21	4	3	6
1988	16	11	18	12	11	18
1989	11	11	13	12	1	26
1990	23	16	26	15	6	19
1991	15	14	10	2	2	2
1992	14	16	11	2	7T	1
1993	21	14	21	7	25	1
1994	12	26	8	25	18	26
1995	19	28	10	22	21	22

WON 7, LOST 9

PASSING	Att.	Cmp	Yds	Cmp%	Yds/A
Everett	567	345	3970	60.8	7.0
Hodson	5	3	14	60.0	2.8
Wilmsmeyer	1	1	18	100.0	18.0
Small	0	0	0	---	---
TEAM	573	349	4002	60.9	6.9
OPPONENTS	543	329	3998	60.6	7.3

TD	TD%	Int	Int%	Long	Sack/Lost	Rating
26	4.6	14	2.5	70T	27/210	87.0
0	0.0	0	0.0	9	0/0	64.6
0	0.0	0	0.0	18	0/0	118.8
0	---	0	---	---	1/4	---
26	4.5	14	2.4	70T	28/214	86.9
23	4.2	17	3.1	77T	44/275	84.3

		TKL	AST	TOT	FF	FR	BK
1	S. Pahukoa	18	0	18			
3	J.J. McCleskey	15	0	15	1	1	
1	B. Jones	10	0	10	1		
	T. Hughes	9	0	9			
	T. Legette	8	0	8			
1	M. Fields	6	1	7			
1	A. Newman	5	2	7		1	
1	J. Spencer	5	0	5			
	D. Ned	3	2	5			
	R. Harvey	3	0	3			
	R. Childs	3	0	3			
	E. Dixon	3	0	3			
2	K. Botkin	3	0	3			
	V. Buck	2	0	2	1		
	I. Stanley	2	0	2		1	
	S. Lumpkin	1	1	2			
1	K. Wilmseyer	1	0	1			
	John Johnson	1	0	1			
	L. DeRamus	1	0	1			
	D. Brown	1	0	1			
	S. Rhem	1	0	1			
	D. Brien	1	0	1			
	R. Turnbull			0			2

(Totals do not include special teams tackles)

NEW ORLEANS SAINTS 1995 OFFENSE

Opp	1Dn Tot	1Dn Rush	1Dn Pass	1Dn Pen	3Dn Made	3Dn Att	Total Yards	Plays	Gain/Play	Rushing No	Rushing Yds	Rushing Avg.	Att	Comp	Passing Net	Sack	Yds	Int
S.F.	15	0	15	0	5	12	278	52	5.3	13	26	2.0	38	23	252	1	14	1
@Stl.	19	6	12	1	5	12	308	60	5.1	15	97	6.5	40	24	211	5	36	1
Atl.	18	2	16	0	8	17	410	69	5.9	22	50	2.3	44	30	360	3	19	0
@NYG	18	3	14	1	3	10	322	52	6.2	18	87	4.8	32	19	235	2	21	2
Phil.	9	5	4	0	5	13	200	47	4.3	16	119	7.4	28	12	81	3	26	1
Mia.	18	2	13	3	6	15	335	65	5.2	31	80	2.6	33	21	255	1	5	0
@Car.	17	5	11	1	8	19	302	77	3.9	28	64	2.3	48	27	238	1	3	4
@S.F.	17	7	8	2	4	13	252	60	4.2	32	108	3.4	26	12	144	2	12	0
Stl.	24	12	11	1	7	13	321	69	4.7	41	153	3.7	25	17	168	3	21	0
Ind.	18	2	15	1	10	16	294	62	4.7	24	69	2.9	37	27	225	1	3	1
@Minn.	20	2	17	1	3	10	387	53	7.3	14	68	4.9	37	25	319	2	16	0
Car.	24	12	10	2	5	12	352	74	4.8	43	180	4.2	29	15	172	2	23	1
@N.E.	17	9	8	0	2	7	432	48	9.0	22	139	6.3	26	17	293	0	0	1
@Atl.	21	3	17	1	8	16	342	65	5.3	18	55	3.1	47	31	287	0	0	1
G.B.	26	5	18	3	6	12	404	66	6.1	19	55	2.9	45	29	349	2	15	1
@NYJ	13	0	13	0	6	18	239	65	3.7	27	40	1.5	38	20	199	0	0	0
Totals	294	75	202	17	91	215	5178	984	5.26	383	1390	3.6	573	349	3788	28	214	14

Opp.	Fum	Lost	Punt Ret	KO Ret	Int Ret	TD Rush	TD Pass	TD Ret	KPAT Made	KPAT Att	2-PT Made	2PT Att	FG Made	FG Att	Time Poss.
S.F.	2	1	0	102	47	0	2	1	1	1	0	0	1	1	21:37
@Stl.	2	1	0	65	0	0	1	0	1	1	0	0	2	3	27:40
Atl.	2	1	7	199	0	0	3	0	3	3	0	0	1	1	31:13
@NYG	0	0	7	151	12	1	3	0	2	3	0	1	1	1	20:59
Phil.	0	0	0	148	0	1	0	0	1	1	0	0	1	1	20:24
Miami	3	2	2	108	12	1	4	0	3	4	0	1	0	3	31:30
@Car.	1	1	36	116	0	0	0	0	0	0	0	0	1	1	33:07
@S.F.	1	2	78	55	1	1	0	0	0	0	1	1	1	3	27:30
Stl.	2	2	20	49	28	1	0	0	1	1	0	0	4	4	38:06
Ind.	1	0	3	56	0	0	2	0	2	2	0	0	1	1	31:24
@Minn.	0	0	0	156	0	0	3	0	1	1	1	2	1	2	23:13
Car.	3	3	30	137	20	3	1	0	4	4	0	0	2	3	35:58
@N.E.	1	0	14	64	31	2	2	0	4	4	0	0	1	1	24:21
@Atl.	0	0	6	90	0	0	2	0	2	2	0	0	0	0	31:15
G.B.	1	0	9	194	0	1	2	0	2	2	0	1	1	2	28:58
@NYJ	0	0	56	0	44	0	1	0	0	0	0	1	2	4	29:59
Totals	19	11	268	1690	195	11	26	1	27	29	2	9	20	31	28:15

NEW ORLEANS SAINTS 1995 DEFENSE

Opp	1Dn Tot	1Dn Rush	1Dn Pass	1Dn Pen	3Dn Made	3Dn Att	Total Yards	Plays	Gain/Play	Rushing No	Rushing Yds	Rushing Avg.	Att	Comp	Passing Net	Sack	Yds	Int
S.F.	26	12	14	0	7	13	436	75	5.8	35	154	4.4	35	26	282	5	27	1
@Stl.	19	8	10	1	5	15	322	67	4.8	32	151	4.7	32	12	171	3	17	0
Atl.	24	7	16	1	8	17	461	77	6.0	31	124	4.0	39	27	337	7	49	1
@NYG	31	15	14	2	9	12	474	76	6.2	48	218	4.5	27	19	256	1	2	1
Phil.	20	9	8	3	9	18	302	76	4.0	43	155	3.6	28	18	147	5	26	0
Mia.	23	3	19	1	7	12	381	63	6.0	18	28	1.6	43	29	353	2	15	2
@Car.	10	4	4	2	2	15	155	59	2.6	34	126	3.7	21	8	29	4	19	0
@S.F.	19	5	14	0	7	14	286	66	4.3	23	55	2.4	42	29	231	1	12	2
Stl.	12	3	8	1	2	10	224	45	5.0	19	80	4.2	24	12	144	2	20	1
Ind.	15	5	8	2	3	8	300	47	6.4	26	120	4.6	20	15	180	1	7	0
@Minn.	32	9	21	2	8	12	544	74	7.4	33	146	4.4	39	30	398	2	10	0
Car.	17	4	12	1	6	16	409	68	6.0	20	80	4.0	46	17	329	2	6	4
@N.E.	21	10	11	0	9	18	331	73	4.5	39	140	3.6	32	18	191	2	6	2
@Atl.	18	4	13	1	5	13	333	62	5.4	22	91	4.1	39	20	242	1	9	0
G.B.	22	6	15	1	7	13	397	62	6.4	30	103	3.4	30	21	294	2	14	0
@NYJ	11	3	8	0	3	16	206	66	3.1	16	67	4.2	46	28	139	4	36	3
Totals	320	107	195	18	97	222	5561	1056	5.27	469	1838	3.9	543	329	3723	44	275	17

Opp.	Fum	Lost	Punt Ret	KO Ret	Int Ret	TD Rush	TD Pass	TD Ret	KPAT Made	KPAT Att	2-PT Made	2PT Att	FG Made	FG Att	Time Poss.
S.F.	4	2	0	67	52	0	2	1	3	3	0	0	1	2	38:23
@Stl.	0	0	10	55	29	0	1	1	2	2	0	0	1	2	32:20
Atl.	0	0	64	104	0	1	1	0	1	1	1	1	4	4	39:45
@NYG	0	0	8	89	3	5	1	0	6	6	0	0	1	1	39:01
Phil.	1	1	39	70	0	0	0	0	0	0	0	0	5	5	39:36
Miami	3	3	2	105	0	1	3	0	3	3	0	1	1	2	28:30
@Car.	2	0	0	33	42	1	1	0	2	2	0	0	2	2	26:53
@S.F.	1	1	5	34	0	1	0	0	1	1	0	0	0	1	32:30
Stl.	1	1	6	138	0	0	1	0	1	1	0	0	0	1	21:54
Ind.	2	1	10	73	60	1	1	0	2	2	0	0	0	2	28:36
@Minn.	3	0	13	58	0	1	4	0	4	4	0	1	3	3	36:47
Car.	4	2	8	110	0	0	3	0	1	1	2	2	1	1	24:02
@N.E.	3	1	18	162	38	2	0	0	2	2	0	0	1	2	35:39
@Atl.	1	0	22	83	49	0	1	0	1	1	0	0	4	4	28:45
G.B.	1	0	19	82	0	0	4	0	4	4	0	0	2	2	31:02
@NYJ	3	0	8	85	0	0	0	0	0	0	0	0	0	0	30:01
Totals	29	12	232	1348	273	13	23	2	33	33	3	5	27	35	31:45



SAINTS HISTORY

1966

- Nov. 1 — National Football League Franchise awarded to New Orleans on All Saints Day.
- Dec. 15 — John W. Mecom, Jr. becomes majority stockholder-president of NFL's 16th franchise.
- Dec. 22 — Vic Schwenk appointed director of player personnel and becomes first major employee hired by New Orleans franchise.

1967

- Jan. 9 — Name New Orleans' professional football team Saints.
- Jan. 27 — Former Ole Miss and Rams kicker Paige Cothren first player signed.
- Feb. 9 — Saints select 42 players in NFL expansion draft.
- Mar. 8 — First season ticket drive launched and Saints sell 20,000 first day and 33,400 before first league game.
- Mar. 14 — Saints make fullback Les Kelley of Alabama top choice in common draft.
- July 1 — Seventy-six players (mostly rookies) report for first training camp at California-Western University in San Diego.
- July 6 — Former Green Bay fullback great Jim Taylor signs with Saints.
- July 8 — Veterans report to training camp.
- July 25 — Bert Rose appointed executive vice-president and general manager.
- Aug. 2 — Saints lose first preseason game to Los Angeles, 16-7 before 26,364 at Anaheim, Calif.
- Aug. 12 — Saints score first preseason victory by beating St. Louis 23-14 before crowd of 25,500 at Shreveport, La.
- Sep. 9 — Saints record first preseason victory in New Orleans downing Atlanta 27-14 before 67,486. Victory gave Saints 5-1 preseason record, best ever for first-year expansion team.
- Sep. 17 — Saints open season losing to Los Angeles 27-13 after rookie John Gilliam returned opening kickoff 94 yards for a touchdown.
- Nov. 5 — Saints earn first NFL victory beating Philadelphia 31-24 as Walt Roberts scores three touchdowns at Tulane Stadium.
- Dec. 17 — Saints defeat Washington 30-14 as rookie Danny Abramowicz scores two touchdowns. Saints wind up with 3-11 record and equal win output for first-year expansion team. Cornerback Dave Whitsett's 10 interceptions tie for best in NFL and earn UPI Comeback Player of the Year honors along with second-team All-Pro recognition and invitation to Pro Bowl.

1968

- Mar. 29 — Vic Schwenk replaces Bert Rose as general manager.
- July 7 — Wide receiver Dave Parks signs with Saints after playing out option at San Francisco.
- July 26 — Kevin Hardy, plus no. 1 draft choice of 1969, awarded to 49ers as compensation for signing Parks.
- Sep. 10 — Jim Taylor announces retirement.
- Nov. 3 — Saints lose to Dallas 17-3 before home-record crowd of 84,728 at Tulane Stadium.
- Dec. 15 — Saints defeat Pittsburgh 24-14 in season's windup to emerge with 4-9-1 record and third-place finish in Century Division. Saints' two-year record of 7-20-1, best ever for an expansion team. Defensive tackle Dave Rowe named to play in Pro Bowl.



1969

- Oct. 5 — Saints' Tom Dempsey kicks 55-yard field goal against Rams at Los Angeles. Kick was NFL's longest that season and one yard short of pro football record.
- Nov. 2 — Saints snap six-game losing streak at St. Louis, 51-42. Game set NFL record of most total touchdowns in one game via passing with Bill Kilmer and Charlie Johnson connecting on six apiece. Five other Saints records set: most first downs (26), most total offensive yards (508), most passing yards (354), most points (51) and most PATs (6).
- Nov. 16 — Tom Dempsey sets Saints record with 4 field goals against Giants in New York, scoring fourth with 11 seconds left to pull out 25-24 victory. Win began three-game Saints victory streak as New Orleans also downed San Francisco 43-38 and Philadelphia 26-17.
- Dec. 21 — Saints close third season with 27-24 victory over Pittsburgh to bring record to 5-9. Dan Abramowicz wins NFL receiving championship with 73 catches for 1,015 yards and 7 TDs and All-NFL honors. Saints continue to hold NFL expansion team winning record with three-year report of 12-29-1. Defensive end Doug Atkins retires after 17-year career, wins second-team all-Pro honors. Tom Dempsey, Jake Kupp, Tony Baker and Andy Livingston tapped for Pro Bowl with entire Saints coaching staff.

1970

- Jan. 16 — In realignment of National Conference, Saints form Western Division with Los Angeles, San Francisco and Atlanta.
- Nov. 3 — J.D. Roberts replaces Tom Fears and becomes the second head coach in Saints history.
- Nov. 8 — Tom Dempsey kicks 63-yard field — longest in NFL history — on final play to defeat Detroit 19-17.

1971

- Jan. 28 — Saints draft quarterback Archie Manning of Mississippi in first round after trading quarterback Bill Kilmer to Washington for linebacker Tom Roussel plus 4th and 8th round picks in 1972 draft.
- Aug. 11 — Louisiana Superdome construction begins.
- Sep. 19 — Saints upset Rams in season's opener in New Orleans 24-20. Rookie Archie Manning makes first regular season start and runs for one-yard touchdown on final play after hitting 16 of 29 passes for 218 yards and another touchdown.
- Oct. 17 — Archie Manning rushes for two touchdowns as Saints defeat Cowboys 24-20 before 83,088 at New Orleans. Cowboys went on to win Super Bowl.

1972

- Jan. 7 — Richard F. Gordon, Jr. retires from U.S. Naval aerospace program and is appointed executive vice-president of Saints.

1973

- Jan. 29 — Saints trade no. 1 draft choice to Baltimore for defensive end Billy Newsome and 4th-round draft choice (linebacker Jim Merlo).
- Aug. 26 — John North replaces J.D. Roberts and becomes Saints' third head coach.
- Nov. 4 — Saints score first shutout ever by blanking Buffalo 13-0 in New Orleans. Saints hold O.J. Simpson to 79 yards on 20 rushes as he headed to 2,003-yard season.

Dec. 16 — Saints finish 5-9, again tying best season ever for club.

1974

Dec. 14 — Saints again finish 5-9, tying best mark in their history.

1975

Aug. 3 — Louisiana Superdome is dedicated.

Aug. 9 — Saints play Houston before 72,434 in first football game in Superdome. Saints lose, 13-7.

Sept. 28 — Saints lose to Cincinnati 21-0 before 52,531 in first National Football League game at Superdome.

Oct. 27 — John North is replaces as head coach by Ernie Hefferle, director of pro personnel, on interim basis.

Nov. 2 — Saints beat Atlanta 23-7 in Ernie Hefferle's first game.

1976

Jan. 20 — Saints hire Hank Stram as fourth head coach in club's history.

Nov. 21 — Saints beat Seahawks at Seattle 51-27 to tie club record for most points scored in one game.

1977

Oct. 30 — Saints upset Los Angeles 27-26 at Superdome on faked field goal pass from Tom Blanchard to Elois Grooms.

Dec. 18 — Saints season rushing and touchdown records fall to Chuck Muncie with 811 yards and Henry Childs with nine touchdowns.

1978

Feb. 6 — Dick Nolan is appointed head coach to replace Hank Stram. In other key front office moves, Eddie Jones is named executive vice-president and Harry Hulmes vice-president of player personnel.

June 11 — Archie Manning wins Byron (Whizzer) White Award for contributions to his team, community and country.

Oct. 22 — Saints upset Rams 10-3 for first ever win at Los Angeles Coliseum.

Dec. 3 — Saints beat 49ers 24-13 at Superdome to become first New Orleans team to win six games.

Dec. 17 — Saints end best season with 7-9 record after win at Tampa Bay 17-10. Quarterback Archie Manning named Player of the Year and MVP in National Conference and selected to play in Pro Bowl.

1979

June 5 — Saints move administrative office from Lee Circle to Superdome.

Oct. 14 — Saints score 42 points in second half in 42-14 win at Tampa Bay. Scores came on six successive possessions in offensive masterpiece.

Oct. 28 — Saints tie club record of three consecutive wins and move into undisputed first place in NFC Western Division with 14-10 win at Washington. Saints stopped Redskins 18 times with goal to go and 7 times within two-yard line.

Dec. 3 — Chuck Muncie rushes for 128 yards to become first Saint to surpass 1,000-yard milestone en route to 1,198-yard season. Saints, alas, saw 35-14 lead disappear in 42-35 loss to Oakland in Monday night TV game at Superdome.

Dec. 16 — Saints end season 8-8, most successful in their history by beating Super Bowl-bound Rams 29-14 in last game for Rams at Coliseum.

Dec. 20 — Steve Rosenbloom is introduced as new executive vice-president and general manager of Saints at Superdome news conference.

1980

Jan. 27 — Chuck Muncie is selected MVP as NFC scores 37-27 win in Pro Bowl. Saints also represented well by Archie Manning, Tommy Myers, Wes Chandler and Henry Childs.

Nov. 24 — Saints lose to Los Angeles, 27-7 in Monday night game at Superdome. Head coach Dick Nolan is relieved of his duties following the game. Dick Stanfel is named interim head coach.

Dec. 14 — Saints end 14-game losing streak, longest in team history, by beating Jets 21-20 in snowstorm at Shea Stadium.

1981

Jan. 20 — General manager Steve Rosenbloom and vice- president of player personnel Dick Steinberg resign.

Jan. 22 — O.A. (Bum) Phillips is announced as head coach.

Jan. 26 — Assistant to the president Fred Williams is appointed Saints' chief administrator.

Apr. 28 — Saints select running back George Rogers, 1980 Heisman Trophy winner, with first overall choice in NFL draft.

Oct. 12 — John Mecom, Sr., father of Saints owner John, Jr. and key figure in team history, dies at age 70 in Houston, Texas.

Nov. 8 — Saints defeat NFC West rival Los Angeles 21-13 at Anaheim Stadium to sweep Rams home-and-away for first time in Saints franchise history.

Dec. 20 — George Rogers gains 107 yards in 21-17 loss to San Francisco and becomes 1981 NFL rushing champion and all-time NFL rookie rusher with 1,674 yards for season.

1982

Jan. 20 — George Rogers appears for NFC squad in Pro Bowl in Honolulu, Hawaii.

Feb. 17 — Eddie Jones is named Saints president, head coach O.A. (Bum) Phillips is named general manager in addition to coaching title.

Sept. 17 — Veteran quarterback Archie Manning is traded to Houston Oilers for tackle Leon Gray.

Sept. 19 — Ken Stabler leads Saints to 10-0 shutout of Chicago Bears, the first road shutout in team history. Saints defense ranks no. 1 in NFL.

Sept. 20 — National Football League Players Association announces that NFL players are on strike following Monday night game.

Sept. 23 — NFL announces that scheduled Thursday night game will not be played. Announcement marks that first in an eight-week succession of similar announcements.

Nov. 21 — NFL games resume. Saints defeat Kansas City 27-17 before a crowd of 39,341 at Superdome.

Dec. 19 — Halfback George Rogers gains 166 yards rushing at Dallas, the top individual performance in NFL and Saints single-game record.

1983

- Jan. 2 — Saints defeat Atlanta, 35-6 in rescheduled game that concludes nine-game season with 4-5 record. Saints narrowly miss playoffs in complicated labyrinth of tie-breakers.
- Feb. 6 — Halfback George Rogers is in Honolulu for second successive Pro Bowl appearance.
- July 30 — Saints appear in Hall of Fame game for the second time in franchise history. Pittsburgh Steelers win game at Canton, Ohio 27-14.
- Sep. 4 — Halfback George Rogers sets team single-game record by rushing for 206 yards (24 carries) in 28-17 opening day win over St. Louis at the Superdome. Game marks third opening-day victory in team history.
- Sep. 18 — Saints defeat Chicago Bears 34-31 at Superdome in overtime for first sudden-death victory in franchise history.
- Dec. 18 — Saints host Los Angeles Rams at Superdome with franchise's first winning season and playoff berth on the line. Rams kick field goal with six seconds remaining for 26-24 victory. Saints finish season with NFC's no. 1 defense overall, and NFL's no. 1 defense against the pass, both franchise firsts. Final 8-8 record ties best season in franchise history (1979).

1984

- Jan. 29 — Linebacker Rickey Jackson represents Saints in NFC-AFC Pro Bowl in Honolulu, Hawaii.
- Feb. 18 — Saints acquire veteran quarterback Richard Todd from the New York Jets in exchange for the Saints' no. 1 choice in the 1984 NFL draft.
- Oct. 9 — Saints acquire RB Earl Campbell from Houston for Saints' first-round draft choice in 1985.
- Oct. 22 — Quarterback Ken Stabler retires.
- Nov. 19 — Saints record first-ever win on prime time with 27-24 Monday night victory over Pittsburgh Steelers in Superdome.
- Nov. 26 — Saints owner John W. Mecom, Jr. announces that the Saints are for sale for the non-negotiable price of \$75 million.

1985

- Jan. 27 — Linebacker Rickey Jackson, defensive end Bruce Clark and punter Brian Hansen represent Saints at NFC-AFC Pro Bowl at Honolulu, Hawaii. Jackson made his second consecutive appearance in the game.
- Feb. 14 — Negotiations for the sale of the Saints between John Mecom and A.N. Pritzker break off, thrusting Tom Benson, negotiating in a secondary position for several weeks, to the forefront.
- Mar. 12 — Benson reaches agreement with Mecom for the sale of the Saints, dependent on state aid.
- Apr. 26 — Saints trade George Rogers and picks no. 5, 10 and 11 in 1985 draft to Washington for Redskins' no. 1 draft choice.
- May 31 — Ownership is transferred from Mecom to Benson for the sale price of \$70.204 million. Tom Benson will hold the position of managing general partner of the Saints.
- Nov. 25 — Head coach Bum Phillips resigns. President Eddie Jones, director of football operations Pat Peppler and offensive coordinator King Hill resign. Defensive coordinator Wade Phillips is named interim head coach.

1986

- Jan. 14 — Jim Finks is named president/general manager. Finks also joins in franchise ownership.
- Jan. 22 — Wade Phillips and assistant coaches are released.
- Jan. 28 — Jim Mora is named head coach.
- May 1 — Director of scouting Joe Woolley and scout Bobby Baldwin are released. Restructuring of scouting department begins with Bill Kuharich as director of player personnel.
- June 19 — Tom Benson announces new uniform design featuring Fleur de Lis logo inside State of Louisiana on the jersey and the pants.
- July 19 — Training Camp opens at Southeastern Louisiana University, Hammond.
- Aug. 18 — Running back Earl Campbell announces his retirement.
- Sep. 21 — Mel Gray breaks team record with 101-yard kickoff return for TD at San Francisco. Return was Saints' first for score since 1977.
- Sep. 28 — Saints take 17-0 first-half lead on New York Giants, only to falter in the second half and lose, 20-17. Giants went on to win Super Bowl.
- Nov. 9 — Saints record fifth shutout in history, holding Rams' Eric Dickerson to 57 yards, nine in the second half, in 6-0 win. The victory evened the Saints' mark at 5-5 after 1-4 start.
- Dec. 7 — Rueben Mayes broke team's single-game rushing record of 206 yards with 207 vs. Miami, but his final gain was called back along with winning TD. Saints lost 31-27 thriller as Mayes finished with 203 rushing yards.
- Dec. 21 — Saints have chance for .500 record for only third time in history. But Vikings parlayed 30-3 halftime lead into 33-17 victory, leaving Jim Mora's first Saints team with 7-9 mark. RB Rueben Mayes finished year with 1,353 yards rushing, fourth in NFL and is named consensus Rookie of the Year. Mayes is named to Pro Bowl along with Rickey Jackson and Morten Andersen.

1987

- May 1 — Construction begins on first of three phases of improvements to the Superdome. The improvements to the state-run Superdome are being paid for completely with private funding. The first phase, a group of 28 loge suites, will be completed in time for use by the 1987 season. Other phases are targeted for construction in the near future.
- July 25 — Rookies report to training camp at Southeastern Louisiana University.
- Aug. 17 — Fullback Hokie Gajan, attempting to come back from a 1985 knee injury, retires following an injury to his other knee. Gajan joins the Saints' player personnel department as a scout.
- Sep. 13 — Saints set team record with two safeties in a game as they open the season with a 28-21 win over the Cleveland Browns. Rueben Mayes opens the season with a 147-yard rushing effort in only the Saints' fourth opening-day win ever.
- Sep. 21 — NFL Players Association announces that players will be on strike following Monday night game.
- Sep. 22 — While players clear out their lockers, Saints personnel are preparing for games that will be played during the strike period with non-union personnel.
- Sep. 24 — NFL announces that games scheduled for the weekend of Sept. 27-28 will not be played, but games will resume the following weekend.
- Oct. 4 — Saints defeat Rams, 37-10 in Superdome before 29,745 fans in first replacement game. Saints QB John Fourcade, a New Orleans native, leads team to the win with two TD passes.

- Oct. 15 — Players' Association announces that strike is over, but not in time to play the coming weekend's games.
- Oct. 18 — Saints beat Chicago, 19-17 on four Florian Kempf field goals. The Saints replacements posted a 2-1 record.
- Oct. 19 — Regular players return to practice; bulk of replacement players return home. Several are retained.
- Oct. 25 — Saints fall to San Francisco, 24-22 in Superdome thriller. Following the game, Jim Mora makes his highly-publicized "coulda, woulda, shoulda" proclamation to media.
- Nov. 1 — On the franchise's 21st birthday, Saints post largest margin of victory in team history, whitewashing Atlanta, 38-0. Win is the first in a team-record nine consecutive triumphs to close out the season.
- Nov. 29 — Saints hold on with two magnificent goal-line stands in the final quarter to defeat Pittsburgh, 20-16. Win ensured Saints' first-ever winning record.
- Dec. 6 — Saints beat Tampa Bay, 44-34 to lock up team's first playoff appearance.
- Dec. 13 — Saints win seventh straight, 24-10 over Houston, to lock up a host position in the NFC wild card game.
- Dec. 20 — Down 24-3 in the second quarter, Saints rally behind backup quarterback Dave Wilson for 31-24 win, the biggest come-from-behind effort in Saints history.
- Dec. 27 — Saints beat Green Bay, 33-24 to finish season with 12-3 record, and must wait for San Francisco to play that night to determine whether the Saints would win the NFC West and have the home field advantage throughout the playoffs, or host the NFC wild card game. The 49ers won, relegating the Saints to the wild card host role.

1988

- Jan. 3 — Saints jump out to 7-0 lead, but hot Vikings led 31-10 at halftime en route to 44-10 win over Saints in the NFC wild card game. RB Rueben Mayes sustained torn ligaments in his knee, requiring surgery. After the game, Jim Mora said, "I'm proud of what we've accomplished this year. But we expect to do better next time." Six Saints, K Morten Andersen, TE Hoby Brenner, G Brad Edelman, RB Rueben Mayes, LB Sam Mills, CB Dave Waymer, were tabbed for the AFC-NFC Pro Bowl in Honolulu. For the second consecutive season, Mayes missed the game. Six is the most Saints players ever selected to play in the game. President/general manager Jim Finks was honored as the NFL executive of the year, and head coach Jim Mora was named the NFL coach of the year by every voting body.
- Apr. 21 — Head coach Jim Mora signs new five-year contract with Saints, a revision of his original contract which had two remaining seasons.
- July 16 — Rookies and free agents report to Saints' first training camp at University of Wisconsin-La Crosse.
- Nov. 20 — Saints score biggest win in team history in 42-0 win over Denver. Win clinched Saints' second consecutive winning season.
- Dec. 11 — At Candlestick Park, Saints saw chances for first-ever NFC West championship disappear in 30-17 loss to San Francisco. 49ers went on to win Super Bowl XXIII.

1989

- Jan. 29 — Kicker Morten Andersen, linebacker Sam Mills and wide receiver Eric Martin represent Saints in NFC-AFC Pro Bowl in Honolulu. NFC West won 34-3.

- Feb. 1 — Plan B free agency goes into effect. In protecting 37 players, Saints leave 21 others subject to offers from NFL clubs. In the two-month period, Saints lose eight players while signing three.
- Mar. 22 — NFL Commissioner Pete Rozelle announces his retirement at the league meetings in Palm Springs, California. Rozelle had presided over the league for 29 years.
- June 2-4 — In a football first, the Who Dat! Fan Club held its first convention at the Hyatt. A club of over 12,000 Saints fans, the convention was attended by more than 1,000 of the club's constituency.
- July 6 — NFL owners meet in Chicago for a first vote for a successor to Pete Rozelle. Saints president/general manager Jim Finks, the only candidate, falls just short of election.
- Sep. 10 — Saints score only opening-day shutout in team history with 28-0 win over Dallas in Superdome.
- Oct. 26 — Meeting in Cleveland, NFL owners select lawyer Paul Tagliabue to succeed Pete Rozelle as league commissioner.
- Nov. 20 — Commissioner Tagliabue appoints Saints president/general manager Jim Finks as chairman of the NFL competition committee, the group charged with the formulation of football-related rules and regulations.
- Dec. 3 — Saints lose to Detroit, 21-14, effectively eliminating them from playoff contention. Starting quarterback Bobby Hebert is removed from the game, and replaced by John Fourcade.
- Dec. 10 — Starting for the first time in non-replacement play, John Fourcade conquers the snow and the Buffalo Bills in leading the team to a 22-19 win. Bills' loss cost them the home-field advantage in AFC playoffs.
- Dec. 18 — On Monday night, Fourcade led Saints to 30-20 win over Eagles in Superdome. The loss cost Philadelphia the NFC East title.
- Dec. 24 — A rousing 41-6 win over Indianapolis secured a 9-7 record, the Saints' third consecutive winning season. The Colts' loss eliminated them from the playoffs. Running back Dalton Hilliard, along with linebackers Vaughan Johnson were selected to represent the Saints in the Pro Bowl. Tackle Kevin Haverdink and cornerback Robert Massey were named to a number of all-rookie teams.

1990

- Feb. 23 — Saints announce preseason schedule, which includes participation in American Bowl '90, played in Wembley Stadium in London, England. Saints and Raiders face off August 5.
- Feb. 27 — NFL announces new schedule format, calling for each team to play 16 games in 17 weeks. Each division will have one off week in 1990. Under the new format, the 1992 and 1993 seasons will feature 16 games in 18 weeks.
- Mar. 1 — The NFL announces the addition of additional wild card teams to the playoff format effective in 1990. Each conference will now have a six-team playoff system ending with Super Bowl XXV in Tampa.
- Mar. 11 — NFL owners approve new television contract, which includes the addition of Turner Network Television, and eight more prime-time games per season.
- Apr. 1 — The second season of Plan B free agency ends with the Saints losing ten players, signing two.
- July 29 — Saints plane leaves New Orleans and Minneapolis bound for London for American Bowl game against the Raiders. Saints and Raiders face each other twice on practice during the week leading up to the game.

- Aug. 5 — Saints beat Raiders, 17-10 in American Bowl in London's Wembley Stadium.
- Sep. 25 — Saints trade nos. 1 and 3 draft choices in 1991 and conditional no. 2 draft choice to Dallas for quarterback Steve Walsh.
- Sep. 30 — Saints and NFC West opponents are idle in NFL's first open weekend, a function of the new scheduling format.
- Oct. 14 — Steve Walsh throws for 243 yards and three TDs in 25-20 Saints win over Cleveland. Walsh came into the game in a reserve role.
- Oct. 21 — Walsh makes first start as Saint, team loses 23-10 decision at Houston. RB Dalton Hilliard, the NFL's leading TD scorer in 1989, is lost for the regular season with a knee injury.
- Dec. 31 — On New Year's Eve, a national television audience saw the Saints kick a last-second field goal to even their record at 8-8, reaching the .500 mark for the first time all season. More importantly, the win gave them the final NFC playoff berth and a game against Chicago the following week.

1991

- Jan. 6 — Bears defeat Saints 16-6 in NFC wild card game in Soldier Field. Game is team's second playoff game in history, first on the road. Linebackers Vaughan Johnson and Pat Swilling represent the team in the AFC-NFC Pro Bowl, along with kicker Morten Andersen. DE Renaldo Turnbull ended the season leading NFC rookie defenders with eleven sacks. He is named to a number of all-rookie teams.
- Sep. 8 — Saints defeat Kansas City, 17-10 for first 2-0 start in team history. Winning streak continued into week seven, the second longest ever.
- Oct. 27 — Morten Andersen kicks a 60-yard field goal, the longest of his career and the third-longest in NFL history. The Saints lost, however, in the closing seconds, 20-17 to the Chicago Bears at the Superdome.
- Nov. 24 — In week 11, with a chance to win the NFC West, Saints lose overtime 23-20 thriller as Falcons kick 50-yard field goal for win. Loss was the second of four straight, making difficult the task of winning the division.
- Dec. 16 — A 27-0 win over the Los Angeles Raiders broke the four-game losing streak, clinched a playoff spot, and kept the Saints in the hunt for a division title.
- Dec. 22 — In Phoenix, Saints beat Cardinals 27-3, and win their first-ever NFC West title. "You deserve it. You're the best team in the NFC West," head coach Jim Mora told the team in the joy-filled postgame locker room. The Saints defense ended the regular season with the fewest points allowed in the NFL. They were second in the league in yardage allowed.
- Dec. 28 — Vying for the team's first-ever playoff victory, the Falcons came from behind to defeat New Orleans, 27-20 in the Superdome.

1992

- Four Saints were chosen for the NFC squad in the Pro Bowl. Linebackers Vaughan Johnson, Sam Mills and Pat Swilling were named as starters for the NFC, the most linebackers from one team in history. Special teamer Bennie Thompson also made the trip to Honolulu.
- Jan. 27 — Clear Channel Communications, owners of WQUE AM and FM in New Orleans, become Saints' flagship network under three-year agreement. Clear Channel takes over from WWL-Radio, holders of Saints rights since 1982.
- Feb. 3 — For the first time since 1987, the Saints lose an assistant coach. Dom Capers, secondary coach, goes to Pittsburgh as defensive coordinator. He is replaced on the New Orleans staff by Jim Mora, son of the Saints' head coach.

- Mar. 27 — Three Saints preseason games will be carried on national television, the most in team history. ABC, CBS and ESPN will each televise one of the Saints' four pre season contests.
- Apr. 21 — Saints announce the publication of Saints Digest, beginning with the 1992 season. Produced by Curtis Publishing Company, Saints Digest will be printed 26 times yearly.
- May 6 — Saints' 1992 regular season schedule contains four prime-time games, the most in team history. TNT Sports carries two games, ABC and ESPN one game each.
- Sep. 3 — President/general manager Jim Finks and head coach Jim Mora sign new three-year contracts, effective Feb. 1, 1993. The contracts ensure that the two men will, at the conclusion of those agreements, have been with the Saints for ten years.
- Nov. 23 — Saints play first of tough three-game schedule in 11 days, downing the Washington Redskins, 20-3.
- Dec. 3 — A close, 22-14 win over Atlanta finishes the three-game, 11-day string, putting the Saints in the playoffs for the third consecutive year. New Orleans also defeated Miami, 24-13 in the middle of the string.
- Dec. 26 — Saints clinch the home-field advantage in the NFC wild card game with a 20-0 win over the New York Jets in the Meadowlands.

1993

- Jan. 3 — Leading 20-7 in the third quarter, the Saints saw the Philadelphia Eagles roar back to win the NFC wild card game, 36-20 at the Superdome. Philadelphia scored 26 points in the fourth quarter for the win. The Saints finished the 1992 season as the leader in points allowed with 202, a team record. The defense also finished second in total defensive yards allowed. New Orleans led the NFL in two related categories, sacks (57) and sacks allowed (15), the first time a team had accomplished that feat. Six Saints, linebackers Rickey Jackson, Vaughan Johnson, Sam Mills and Pat Swilling, kicker Morten Andersen, and center Joel Hilgenberg participated in the AFC-NFC Pro Bowl in Honolulu. It tied the record as the most Saints players ever voted to the game.
- Feb. 25 — Saints designate three players, Morten Andersen, Jim Dombrowski and Joel Hilgenberg, as transition players under the NFL's new agreement with the players. The free agent period begins March 1, and runs through April 23 for restricted free agents, July 15 for unrestricted free agents. The Saints have eight restricted free agents, 15 with unrestricted free agents.
- Mar. 10 — Saints lose first unrestricted free agent when guard Steve Trapilo signs with New England.
- Apr. 12 — Team signs its first veteran free agent when the Saints get quarterback Wade Wilson from Atlanta. Along with Wilson's signing is the announcement that veteran quarterback Bobby Hebert will not be offered a contract.
- Apr. 25 — Linebacker Pat Swilling is traded by the Saints to Detroit for the Lions' first and fourth-round picks in the 1993 draft. Saints select tackle William Roaf with the Lions' first pick, the eighth overall. Following a swap with San Francisco, the Saints take tight end Irv Smith. It is only the second time in team history the Saints have selected two players in the first round of the draft.
- Apr. 29 — At a press conference, Saints owner Tom Benson announces that president/general manager Jim Finks has been diagnosed with cancer. Finks entered the hospital April 26, after the end of the NFL draft. Benson takes over temporarily in Finks' position during his absence.

- Apr. 30 — The disease afflicting Jim Finks is confirmed as lung cancer.
- May 7 — Saints sign tackle Tootie Robbins, a free agent, from Green Bay. The signing of Robbins signals that the team will not offer a contract to 13-year veteran tackle Stan Brock, the team's first-round pick in 1980. Brock's career in New Orleans ends as the all-time leader in games played as a Saint with 186.
- May 19 — A sports bill calling in part for renovations to the Louisiana Superdome and a new practice facility for the Saints passes state lawmakers in a vote in Baton Rouge.
- Jul. 14 — Saints President/General Manager Jim Finks resigns. He will remain with the club as a consultant and member of the board of directors. Owner Tom Benson will assume Finks' duties. "I've got seven-plus years of blood, sweat and tears invested with the Saints," said Finks. "I'm proud to continue to be involved and very proud of the people now running the organization. Also, on the bright side, my consulting role will give me the opportunity to second-guess what's going on with the team."
- Aug. 6 — Finks undergoes surgery for a blood clot on his brain. It is later determined that the clot is unrelated to the cancer.
- Sep. 12 — Saints establish a club record with 557 yards of total offense in a 34-31 victory over the Falcons in Atlanta.
- Sep. 30 — Saints sign a new lease with the Superdome which runs through 2018.
- Oct. 3 — Saints defeat Rams 37-6 in Anaheim, improving their record to 5-0 and tying best-ever start in team history.
- Dec. 26 — Rookie Tyrone Hughes returns a punt 83 yards for a touchdown, the longest in team history, in a 37-26 loss to the Eagles in Philadelphia. It was Hughes' second punt return for a touchdown, and his third return overall for a score in 1993. No other player in club history had ever accomplished that feat in a career.
- Dec. 28 — Three Saints, linebackers Renaldo Turnbull and Rickey Jackson, and punt/kick returner Tyrone Hughes were chosen to represent the NFC in the Pro Bowl, February 6 in Honolulu. Hughes is the fourth rookie in club history to receive this honor.

1994

- Jan. 2 — Saints close out season with a 20-13 victory over the Cincinnati Bengals, giving them an 8-8 record. They are one of only three NFL teams, Houston and San Francisco are the others, never to have experienced a losing season since 1987. It would be the final game in a Saints uniform for tight end Hoby Brenner, linebacker Rickey Jackson and nose tackle Jim Wilks, all of who joined New Orleans as 1981 draft choices. Brenner played in 175 games, Jackson appeared in 195, and Wilks participated in 183.
- Jan. 4 — Owner Tom Benson announces a restructuring of the organization. Among the moves, Vice President of Administration Jim Miller is promoted to Executive Vice President of Administration, Director of Player Personnel Bill Kuharich is promoted to Vice President of Football Operations, and Head Coach Jim Mora is named Vice President/Head Coach. Also, offensive line coach Paul Boudreau is released from the coaching staff.
- Jan. 18 — John Matsko, offensive line coach for the Phoenix Cardinals the last two years, replaces Boudreau.
- Jan. 20 — Chet Franklin, Saints defensive backs coach from 1978-79, is named Director of Pro Personnel.
- Feb. 2 — Everett Withers is added to the coaching staff as a defensive assistant.

- Feb. 3 — Chip Myers, former wide receiver for the San Francisco 49ers and Cincinnati Bengals, and former receivers coach for the Tampa Bay Buccaneers, Indianapolis Colts and New York Jets, is named as an offensive assistant.
- Mar. 18 — Saints acquire quarterback Jim Everett from the Los Angeles Rams for an undisclosed draft choice. Saints terminate the contract of last year's starter, Wade Wilson, who eventually reaches agreement on a new contract with the club on April 13.
- Apr. 23 — The Saints terminate the contract of quarterback Steve Walsh, in a move designed to accommodate Walsh and his agent. Walsh was acquired from the Dallas Cowboys September 25, 1990 for first and third-round draft choices in 1991, and a second-round pick in 1992.
- May 8 — After battling lung cancer for more than a year, former President/General Manager Jim Finks passes away at his Metairie home at the age of 66.
- May 25 — Bruce Lemmerman is named Director of College Scouting.
- Jul. 26 — Head coach Jim Mora announces that the club has withdrawn the contract offer to linebacker Rickey Jackson, ending Jackson's 13-year career in New Orleans.
- Aug. 28 — The Saints release wide receiver Eric Martin, the club's all-time receiving leader.
- Oct. 23 — The Saints defeat the Los Angeles Rams, 37-34, at the Superdome. Tyrone Hughes returns two kickoffs for touchdowns, on his way to setting or tying seven team records and four NFL marks.
- Nov. 3 — The Saints sign a five-year contract that will keep them in La Crosse, Wisconsin for training camp through 1999.
- Nov. 30 — Saints three-year association with WQUE Radio comes to an end, when the club agrees to a five-year contract with WWL Radio for broadcast rights through 1999. WWL had previously been the flagship of the Saints from 1967-75 and 1982-91.
- Dec. 24 — The Saints win their season finale, 30-28 over Denver, their first-ever victory at Mile High Stadium, and their eighth straight win in regular season finales. The Saints finish the year at 7-9, their first losing record since 1986, Jim Mora's first year, when they also went 7-9.
- Dec. 28 — QB Jim Everett, acquired from the Rams during the offseason for a 1995 seventh-round draft choice, establishes six club single-season passing records, and falls one TD pass shy of tying Archie Manning's standard.
- Dec. 28 — Defensive coordinator Steve Sidwell and defensive line coach John Pease, who both joined Jim Mora with the Saints in 1986, are released from the staff. Mora called it "the toughest decision in my coaching career because it is not only a professional decision, but a personal decision; and a decision that had to be made for what I felt was in the best interest of the New Orleans Saints."

1995

- Jan. 4 — Defensive assistant Everett Withers resigns to take a job as assistant head coach at the University of Louisville.
- Jan. 13 — Linebackers coach Vic Fangio, a member of Jim Mora's original staff from 1986, becomes the fourth defensive assistant to leave since the end of the season when he announces his resignation. He would eventually be named defensive coordinator for the expansion Carolina Panthers.
- Jan. 16 — Monte Kiffin, who has spent 12 seasons as an NFL assistant, including eight with the Minnesota Vikings, is named defensive coordinator.
- Jan. 23 — Steve Trimble, an assistant with the Jets in 1994, is named to replace Everett Withers as defensive assistant.

- Jan. 24** — Former Indianapolis and Seattle offensive coordinator Larry Kennan is named tight ends coach. He fills the vacancy created when offensive assistant Chip Myers leaves to take the position of wide receivers coach with the Minnesota Vikings.
- Jan. 26** — An early morning fire causes severe damage at the club's Saints Drive Practice Facility. The two alarm fire forces the team to move its operation out of the main building, which was constructed in 1967.
- Jan. 31** — Former Buffalo Bills linebacker and Raiders linebackers coach Jim Haslett is named linebackers coach.
- Feb. 5** — Defensive end Wayne Martin and tackle William Roaf represent the Saints at the AFC-NFC Pro Bowl in Honolulu, the fewest number of Saints selected to play in the game since 1985 (2).
- Feb. 15** — The Saints lose safety Othello Henderson and linebacker James Williams to the Jacksonville Jaguars, and guard Baron Rollins to the Carolina Panthers in the Expansion Draft.
- Mar. 8** — Linebacker Sam Mills signs a two-year contract with the Carolina Panthers, ending a nine-year association with the Saints. Mills played in 133 games and appeared in four Pro Bowls in his career.
- Mar. 13** — The Superdome Commission approves the sale of \$14.5 million in bonds that will go toward the construction of a Saints practice facility in Metairie.
- Mar. 20** — After 13 seasons and 189 games with the Saints, defensive end Frank Warren announces his retirement from professional football.
- Mar. 27** — The Saints sign Philadelphia Eagles cornerback Eric Allen, a transition player and five-time Pro Bowler, to an offer sheet on a five year contract.
- Apr. 10** — The Eagles announce they will not match the offer sheet for Allen, officially making him a Saint.
- Apr. 10** — Frank Warren is hired by the club as a Trainee in Football Operations, where he will work in various aspects of the organization.
- June 8** — Groundbreaking ceremonies are held for the Saints new practice facility on Airline Highway.
- The complex, which will be situated on the LaSalle Tract in Metairie, is expected to be completed in early 1996.
- Oct. 15** — After an 0-5 start, the Saints record their first victory of the season by defeating the Miami Dolphins, 33-30, at the Superdome.
- Dec. 22** — Although completion of the Saints' facility is still nearly four months away, the team holds a Friday workout on the practice field at the club's new home, two days prior to their season finale against the Jets.

1996

- Jan. 12** — Bill Kuharich, Director of Player Personnel from 1986-93 and Vice President of Football Operations, 1994-95, is named Vice President/General Manager. In an addendum to his contract, Kuharich's duties will include, "all football operations, including evaluating personnel, conducting the annual draft, monitoring waivers, free agent availability, and the selection, hiring, and determination of compensation and signing of player contracts.
- Jan. 23** — Defensive assistants Steve Trimble and Frank Warren resign from the coaching staff. Warren plans on resuming his 13-year playing career after retiring in 1995.
- Jan. 25** — Jeff Davidson is hired as an offensive assistant and John Pagano is named a defensive assistant for 1996.

- Jan. 30** — Linebackers coach Jim Haslett turns down the job of defensive coordinator with Tampa Bay. Defensive coordinator Monte Kiffin accepts the same position with Tampa Bay. Haslett is promoted to defensive coordinator.
- Feb. 4** — Tackle William Roaf and cornerback Eric Allen represent the Saints at the AFC-NFC Pro Bowl in Honolulu.
- Feb. 6** — Chalmette native Bobby April is named special teams coach following the resignation of Joe Marciano, who held that spot for the last 10 seasons. Marciano would eventually take the same post with Tampa Bay.
- Feb. 14** — Jim Skipper, running backs coach with the Saints for the last 10 seasons, resigns to take the same post with the Arizona Cardinals. Dave Atkins, offensive coordinator with the Cardinals for the last two years, replaces Skipper.
- Feb. 28** — Bruce Arians is named tight ends coach, replacing Larry Kennan, who was hired as quarterbacks coach with Oakland the day before.
- Apr. 15** — For the first time in team history, the entire organization is housed under one roof with the move to the club's new facility at 5800 Airline Highway in Metairie.
- Apr. 26-28** — The Saints hold a three-day minicamp for rookies, first-year players and selected veterans. Approximately 61 players attend the camp, the first 'official' practices following completion of the Saints' facility.
- May 17** — Jim Miller, Vice President of Administration from 1986-93, and Executive Vice President since 1994, is relieved of his duties.
- June 6** — Rickey Jackson, the Saints' second-round draft choice in 1981, who played 13 seasons in New Orleans, signs a one-day contract with the club before retiring as a Saint. Jackson, who was with San Francisco from 1994-95, is hired as a consultant, where he will assist with the team's marketing and public relations departments.

PRONUNCIATION GUIDE

Willie Broughton	BROW ton
Lee DeRamus	duh RAY mus
Jim Dombrowski	dum BROW skee
Keno Hills	KEY no
Tyrone Legette	luh GET
Darren Mickell	sounds like NICKEL
Craig Novitsky	no VIT skee
Doug Nussmeier	NUSS my uhr
Shane Pahukoa	pow uh KOH uh
Steve Rhem	REM
Jeff Uhlenhake	you lun HAKE
Mike Verstegen	ver STAY gun



SAINTS SERIES RECORDS

Date	Saints	Opponents	Place	Attendance
Arizona Cardinals (9-10-0)				
12-3-67	20	31	Away	41,171
9-29-68	20	21	Home	79,021
10-27-68	17	31	Away	45,478
11-2-69	51	42	Away	46,718
10-11-70	17	24	Away	45,294
12-8-74	14	0	Home	57,152
10-23-77	31	49	Away	48,417
10-5-80	7	40	Home	45,388
12-6-81	3	30	Away	46,923
9-12-82	7	21	Home	58,763
9-4-83	28	17	Home	65,225
9-23-84	34	24	Home	58,723
12-8-85	16	28	Away	29,527
11-16-86	16	7	Away	32,069
10-11-87	19	24	Away	11,795
9-23-90	28	7	Home	61,110
12-22-91	27	3	Away	30,928
10-18-92	30	21	Away	27,735
10-31-93	20	17	Away	36,778

Atlanta Falcons (24-30-0)				
11-26-67	27	24	Home	83,437
12-7-69	17	45	Away	51,021
9-20-70	3	14	Home	77,042
10-25-70	14	32	Away	58,850
10-24-71	6	28	Away	58,850
12-19-71	20	24	Home	75,954
10-15-72	14	21	Home	66,294
11-12-72	20	36	Away	58,850
9-16-73	7	62	Home	66,428
12-16-73	10	14	Away	58,850
9-29-74	14	13	Home	62,273
10-20-74	13	3	Away	58,850
10-5-75	7	14	Away	29,444
11-2-75	23	7	Home	56,614
10-10-76	30	0	Home	51,521
10-31-76	20	23	Away	34,127
11-20-77	21	20	Home	43,135
12-18-77	7	35	Away	36,895
11-12-78	17	20	Home	70,323
11-26-78	17	20	Away	55,121
9-2-79	34	40 (OT)	Home	70,940
11-25-79	37	6	Away	42,815
10-19-80	14	41	Home	62,651
11-16-80	13	31	Away	53,871
9-6-81	0	27	Away	57,406
11-1-81	10	41	Home	63,637
12-12-82	0	35	Away	39,535
1-2-83	35	6	Home	47,336
10-9-83	19	17	Away	51,654
11-6-83	27	10	Home	67,062



Date	Saints	Opponents	Place	Attendance
9-2-84	28	36	Home	66,652
11-11-84	17	13	Away	40,590
10-20-85	24	31	Away	44,784
12-22-85	10	16	Home	37,717
9-7-86	10	31	Home	67,950
12-14-86	14	9	Away	39,994
11-1-87	38	0	Away	42,196
9-11-88	29	21	Away	48,901
12-18-88	10	9	Home	60,566
10-29-89	20	13	Home	65,153
11-19-89	26	17	Away	53,173
10-7-90	27	28	Away	57,401
11-25-90	10	7	Home	68,629
9-29-91	27	6	Away	56,556
11-24-91	20	23 (OT)	Home	68,591
12-28-91	20	27	Home*	68,794
9-20-92	10	7	Away	67,328
12-3-92	22	14	Home	68,591
9-12-93	34	31	Away	64,287
10-24-93	15	26	Home	69,043
11-13-94	33	32	Home	60,313
12-11-94	29	20	Away	61,307
9-17-95	24	27 (OT)	Home	57,442
12-10-95	14	19	Away	54,603

*First-Round NFC Playoffs

Baltimore Ravens (0-0-0)				
Buffalo Bills (2-3-0)				
11-4-73	13	0	Home	74,770
9-21-80	26	35	Home	51,154
10-30-83	21	27	Away	49,413
12-10-89	22	19	Away	70,037
12-20-92	16	20	Home	68,591
Carolina Panthers (1-1-0)				
10-22-95	3	20	Away	55,484
11-26-95	34	26	Home	39,580
Chicago Bears (6-10-0)				
12-1-68	17	23	Home	78,285
12-20-70	3	24	Home	63,518
10-10-71	14	35	Away	55,049
10-7-73	21	16	Home	56,561
10-6-74	10	24	Away	55,753
12-21-75	17	42	Home	33,371
10-2-77	42	24	Away	51,488
9-14-80	3	22	Away	62,523
9-19-82	10	0	Away	56,600
9-18-83	34 (OT)	31	Home	64,692
10-7-84	7	20	Away	53,752
10-18-87	19	17	Away	46,813
1-6-91	6	16	Away*	60,767
10-27-91	17	20	Home	68,591
9-13-92	28	6	Home	68,591
10-9-94	7	17	Away	63,822

*First-Round NFC Playoffs

Date	Saints	Opponents	Place	Attendance
Cincinnati Bengals (5-3-0)				
11-29-70	6	26	Away	59,342
9-28-75	0	21	Home	52,531
9-24-78	20	18	Away	40,455
10-25-81	17	7	Home	46,336
12-9-84	21	24	Home	40,855
12-20-87	41	24	Away	43,424
11-4-90	21	7	Away	60,067
1-2-94	20	13	Home	58,036
Cleveland Browns (3-9-0)				
10-1-67	7	42	Home	77,045
9-15-68	10	24	Home	74,215
11-10-68	17	35	Away	71,025
10-12-69	17	27	Home	71,274
12-12-71	17	21	Home	72,794
11-30-75	16	17	Away	44,753
10-8-78	16	24	Home	50,158
10-18-81	17	20	Away	76,059
10-28-84	16	14	Away	52,489
9-13-87	28	21	Home	59,900
10-14-90	25	20	Home	68,608
12-5-93	13	17	Away	60,388
Dallas Cowboys (3-14-0)				
10-15-67	10	14	Away	52,562
11-12-67	10	27	Home	83,437
11-3-68	3	17	Home	84,728
9-28-69	17	21	Home	79,567
11-9-69	17	33	Away	68,282
10-17-71	24	14	Home	83,088
9-24-73	3	40	Away	52,715
9-19-76	6	24	Home	61,413
11-19-78	7	27	Away	57,920
12-19-82	7	21	Away	64,506
9-25-83	20	21	Away	62,136
10-21-84	27	30 (OT)	Away	50,966
10-3-88	20	17	Home	68,474
9-10-89	28	0	Home	66,977
12-2-90	13	17	Away	60,087
12-8-91	14	23	Away	64,530
12-19-94	16	24	Home	67,323
Denver Broncos (2-4-0)				
11-22-70	6	31	Home	66,837
10-13-74	17	33	Away	51,706
11-4-79	3	10	Away	74,482
9-15-85	23	34	Away	74,488
11-20-88	42	0	Home	68,075
12-24-94	30	28	Away	64,445
Detroit Lions (7-6-1)				
11-24-68	20	20	Away	46,152
11-8-70	19	17	Home	66,910

Date	Saints	Opponents	Place	Attendance
11-19-72	14	27	Away	53,752
10-14-73	20	13	Home	57,810
11-3-74	14	19	Away	49,127
11-14-76	17	16	Home	42,048
9-25-77	19	23	Away	51,458
10-21-79	17	7	Home	57,428
10-12-80	13	24	Away	78,147
9-18-88	22	14	Away	37,180
12-3-89	14	21	Away	38,550
10-28-90	10	27	Home	64,368
10-4-92	13	7	Away	66,971
9-19-93	14	3	Home	69,039
Green Bay Packers (4-13-0)				
11-17-68	7	29	Milw.	49,644
11-28-71	29	21	Milw.	48,035
12-17-72	20	30	Home	65,881
12-2-73	10	30	Milw.	47,890
10-12-75	20	19	Home	51,371
11-7-76	27	32	Milw.	52,936
9-18-77	20	24	Home	56,250
9-10-78	17	28	Milw.	54,336
9-9-79	19	28	Milw.	53,184
12-13-81	7	35	Home	45,518
11-4-84	13	23	Home	57,426
11-17-85	14	38	Milw.	52,104
9-14-86	24	10	Home	56,383
12-27-87	33	24	Home	68,364
9-17-89	34	35	Away	55,809
11-14-93	17	19	Home	69,043
12-16-95	23	34	Home	50,132
Houston Oilers (4-3-1)				
10-3-71	13	13	Away	47,966
10-3-76	26	31	Home	51,973
12-10-78	12	17	Home	63,169
11-22-81	27	24	Away	49,581
9-30-84	27	10	Away	43,108
12-13-87	24	10	Home	68,257
10-21-90	10	23	Away	57,908
9-5-93	33	21	Home	69,029
Indianapolis Colts (3-3-0)				
12-10-67	10	30	Away	60,238
10-19-69	10	30	Home	80,636
9-30-73	10	14	Away	52,293
10-12-86	17	14	Away	53,512
12-24-89	41	6	Home	49,009
11-12-95	17	14	Home	44,122
Kansas City Chiefs (3-3-0)				
9-25-72	17	20	Home	70,793
9-26-76	27	17	Away	53,918
11-21-82	27	17	Home	39,341
9-8-85	27	47	Home	57,760

Date	Saints	Opponents	Place	Attendance
9- 8-91	17	10	Away	74,816
9- 4-94	17	30	Home	69,362

Miami Dolphins (3-4-0)

11-15-70	10	21	Away	42,866
11-10-74	0	21	Home	74,289
9- 2-80	16	21	Away	40,946
10- 2-83	17	7	Home	66,489
12- 7-86	27	31	Home	64,761
11-29-92	24	13	Home	68,591
10-15-95	33	30	Home	55,628

Minnesota Vikings (6-14-0)

10-13-68	20	17	Home	71,105
9-27-70	0	26	Away	47,900
11-21-71	10	23	Home	83,130
11- 5-72	6	37	Away	49,784
12- 1-74	9	29	Away	48,456
11- 9-75	7	20	Home	52,765
9-12-76	9	40	Home	58,156
9- 3-78	31	24	Home	54,187
11-30-80	20	23	Home	30,936
11-15-81	10	20	Away	45,215
11-27-83	17	16	Home	59,502
11-24-85	30	23	Away	54,117
12-21-86	17	33	Away	51,209
1- 3-88	10	44	Home *	69,546
12- 4-88	3	45	Away	61,215
9-16-90	3	32	Away	56,272
9-22-91	26	0	Home	68,591
11-28-93	17	14	Away	53,030
11- 6-94	20	21	Away	57,564
11-19-95	24	43	Away	58,108

*NFC Wildcard Game

New England Patriots (3-5-0)

12-10-72	10	17	Home	64,889
12- 5-76	6	27	Away	53,592
12-21-80	27	38	Home	38,277
12- 4-83	0	7	Home	24,579
11-30-86	20	21	Home	58,259
11-12-89	28	24	Away	47,680
11- 8-92	31	14	Away	45,413
12- 3-95	31	17	Away	59,876

New York Giants (7-10-0)

10- 8-67	21	27	Away	62,670
10- 6-68	21	38	Away	62,967
11-16-69	25	24	Away	62,927
10- 4-70	14	10	Home	69,126
10- 8-72	21	45	Away	62,507
12-14-75	14	28	Away	40,150
10-29-78	28	17	Home	58,806
9-30-79	24	14	Home	51,543
9-20-81	7	20	Away	69,814
12-15-84	10	3	Away	63,739

Date	Saints	Opponents	Place	Attendance
10-27-85	13	21	Home	54,082
9-28-86	17	20	Away	72,765
11-22-87	23	14	Home	67,639
11-27-88	12	13	Home	66,526
12-20-93	14	24	Home	69,036
10- 2-94	27	22	Home	55,076
9-24-95	29	45	Away	72,619

New York Jets (4-4-0)

12- 3-72	17	18	Away	62,496
12- 4-77	13	16	Home	40,464
12-14-80	21	20	Away	38,077
11-21-83	28	31	Home	68,606
10-26-86	23	28	Away	44,246
10-15-89	29	14	Home	59,521
12-26-92	20	0	Away	45,614
12-24-95	12	0	Away	28,885

Oakland Raiders (2-4-1)

11- 7-71	21	21	Home	83,102
11- 9-75	10	48	Away	51,764
12- 3-79	35	42	Home	65,541
10-13-85	13	23	Away	48,152
10-23-88	20	6	Home	66,249
12-16-91	27	0	Home	68,625
11-20-94	19	24	Away	41,722

Philadelphia Eagles (8-13-0)

11- 5-67	31	24	Home	59,596
11-19-67	21	48	Away	60,751
12- 8-68	17	29	Away	57,128
10-26-69	10	13	Away	60,568
11-30-69	26	17	Home	72,805
10-29-72	21	3	Home	65,554
10-27-74	14	10	Home	64,257
11- 6-77	7	28	Away	53,482
9-17-78	17	24	Home	49,242
9-16-79	14	26	Home	54,212
11- 9-80	21	34	Home	45,340
10-11-81	14	31	Home	52,728
12-11-83	20 (OT)	17	Away	45,182
10- 6-85	23	21	Home	56,364
9-20-87	17	27	Away	57,485
12-18-89	30	20	Home	59,218
10-13-91	13	6	Away	64,224
9- 6-92	13	15	Away	63,513
1- 3-93	20	36	Home *	68,893
12-26-93	26	37	Away	50,085
10- 1-95	10	15	Home	43,938

*NFC Wild Card Game

Pittsburgh Steelers (5-6-0)

10-29-67	10	14	Home	68,911
10-20-68	16	12	Away	32,303
12-15-68	24	14	Home	66,131
12-21-69	27	24	Home	72,256

Date	Saints	Opponents	Place	Attendance
11-25-74	7	28	Home	71,907
11- 5-78	14	20	Away	48,525
10- 4-81	6	20	Home	64,578
11-19-84	27	24	Home	66,005
11-29-87	20	16	Away	47,896
12-16-90	6	9	Home	68,582
10-17-93	14	37	Away	56,056

St. Louis Rams (24-28-0)

9-17-67	13	27	Home	80,879
10- 5-69	17	36	Away	54,789
11- 1-70	17	30	Home	77,861
12- 6-70	16	34	Away	66,410
9-19-71	24	20	Home	70,915
12- 5-71	28	45	Away	73,610
9-17-72	14	34	Away	66,303
11-26-72	19	16	Home	64,325
11-11-73	7	29	Away	70,358
11-25-73	13	24	Home	67,192
9-22-74	0	24	Away	64,178
11-17-74	20	7	Home	57,287
10-26-75	14	38	Away	60,771
12- 7-75	7	14	Home	39,958
10-24-76	10	16	Home	51,984
11-28-76	14	33	Away	54,906
10-16-77	7	14	Away	46,045
10-30-77	27	26	Home	59,023
10- 1-78	20	26	Home	61,654
10-22-78	10	3	Away	47,574
10- 7-79	17	35	Home	68,986
12-16-79	29	14	Away	53,879
11- 2-80	31	45	Away	59,909
11-24-80	7	27	Home	53,448
9-13-81	23	17	Home	62,063
11- 8-81	21	13	Away	61,068
9-11-83	27	30	Away	45,572
12-18-83	24	26	Home	70,148
10-14-84	10	28	Home	63,161
12- 2-84	21	34	Away	49,348
11- 3-85	10	28	Away	49,030
12- 1-85	29	3	Home	44,122
11- 9-86	6	0	Home	62,352
11-23-86	13	26	Away	58,600
10- 4-87	37	10	Home	29,745
11- 8-87	31	14	Away	43,379
10-30-88	10	12	Home	68,238
11-13-88	14	10	Away	63,305
10-22-89	40	21	Away	57,567
11-26-89	17	20(OT)	Home	64,274
12- 9-90	24	20	Away	56,864
12-31-90	20	17	Home	68,647
9-15-91	24	7	Home	68,583
11- 3-91	24	17	Away	58,713
10-11-92	13	10	Home	68,591
12-13-92	37	14	Away	47,355
10- 3-93	37	6	Away	50,709

Date	Saints	Opponents	Place	Attendance
12-12-93	20	23	Home	69,033
10-23-94	37	34	Home	47,908
12- 4-94	31	15	Away	34,960
9-10-95	13	17	Away	59,335
11- 5-95	19	10	Home	43,120

San Diego Chargers (1-5-0)

11-18-73	14	17	Away	44,356
10- 9-77	0	14	Home	53,942
12- 9-79	0	35	Home	61,059
10- 9-88	23	17	Away	42,693
11-17-91	21	24	Away	48,420
10-16-94	22	36	Home	50,565

San Francisco 49ers (15-36-2)

10-22-67	13	27	Away	34,285
11-23-69	43	38	Home	71,448
10-18-70	20	20	Away	39,446
12-13-70	27	38	Home	61,940
9-26-71	20	38	Home	81,596
11-14-71	26	20	Away	45,138
10- 1-72	2	37	Home	69,840
10-22-72	20	20	Away	59,167
10-21-73	0	40	Away	52,629
12- 9-73	16	10	Home	62,490
9-15-74	13	17	Home	65,071
12-15-74	21	35	Away	49,567
10-19-75	21	35	Away	40,990
11-23-75	6	16	Home	40,328
10-17-76	3	33	Away	43,160
12-12-76	7	27	Home	42,536
11-13-77	7	10 (OT)	Home	41,564
11-27-77	17	20	Away	33,702
10-15-78	14	7	Away	37,671
12- 3-78	24	13	Home	50,068
9-23-79	30	21	Away	39,727
11-11-79	31	20	Home	65,551
9- 7-80	23	26	Home	58,621
12- 7-80	35	38 (OT)	Away	37,949
9-27-81	14	21	Away	44,433
12-20-81	17	21	Home	43,639
11-28-82	23	20	Away	51,611
10-16-83	13	32	Home	68,154
11-13-83	0	27	Away	40,022
9-16-84	20	30	Away	57,611
11-25-84	3	35	Home	65,117
9-29-85	20	17	Away	58,053
12-15-85	19	31	Home	46,065
9-21-86	17	26	Away	58,297
11- 2-86	23	10	Home	53,234
10-25-87	22	24	Home	60,497
11-15-87	26	24	Away	60,436
9- 4-88	33	34	Home	66,357
12-11-88	17	30	Away	62,977
10- 8-89	20	24	Home	60,488
11- 6-89	13	31	Away	60,667
9-10-90	12	13	Home	68,629

Date	Saints	Opponents	Place	Attendance
12-23-90	13	10	Away	60,112
11-10-91	10	3	Home	68,591
12-1-91	24	38	Away	62,092
9-27-92	10	16	Home	68,591
11-15-92	20	21	Away	64,895
9-26-93	16	13	Home	69,041
11-22-93	7	42	Away	68,496
9-25-94	13	24	Away	63,971
11-28-94	14	35	Home	61,304
9-3-95	22	24	Home	66,627
10-29-95	11	7	Away	65,272

Seattle Seahawks (3-2-0)

11-21-76	51	27	Away	61,865
11-18-79	24	38	Away	60,055
11-10-85	3	27	Home	47,365
10-16-88	20	19	Away	63,569
9-1-91	27	24	Home	68,492

Tampa Bay Buccaneers (12-4-0)

12-11-77	14	33	Home	40,124
12-17-78	17	10	Away	51,209
10-14-79	42	14	Away	67,640
11-29-81	14	31	Home	62,209
12-5-82	10	13	Home	61,709
10-23-83	24	21	Away	48,242
9-9-84	17	13	Home	54,686
9-22-85	20	13	Home	45,320
10-19-86	38	7	Home	43,355
12-6-87	44	34	Home	66,471
9-25-88	13	9	Home	66,671
9-24-89	10	20	Away	44,053
11-11-90	35	7	Home	67,865
10-20-91	23	7	Home	68,591
11-1-92	23	21	Home	68,591
9-18-94	9	7	Away	45,522

Washington Redskins (5-12-0)

9-24-67	10	30	Home	74,937
12-17-67	30	14	Away	50,486
9-22-68	37	17	Home	65,941
9-21-69	20	26	Home	73,147
12-14-69	14	17	Away	50,354
10-31-71	14	24	Away	53,041
10-28-73	19	3	Home	66,315
9-21-75	3	41	Away	54,414
10-28-79	14	10	Away	52,133
10-26-80	14	22	Away	51,375
12-26-82	10	27	Home	48,667
10-5-86	6	14	Home	57,317
11-6-88	24	27	Away	54,183
10-1-89	14	16	Home	64,358
11-18-90	17	31	Away	52,573
11-23-92	20	3	Home	68,591
9-11-94	24	38	Home	58,049

SAINTS ALL-TIME RESULTS

*HOME GAME (Home Attendance Figures Between 1990-93 Represent Tickets Distributed)
 MN-Monday Night, SN-Sunday Night, TN-Thursday Night, SAT - Saturday

1967 (3-11) Coach: Tom Fears
4th place, Capitol Division

	Saints	Opp.
9/17 * Los Angeles (80,879)	13	27
9/24 * Washington (74,937)	10	30
10/1 * Cleveland (77,045)	7	42
10/8 New York Giants (62,670)	21	27
10/15 Dallas (52,562)	10	14
10/22 San Francisco (34,285)	13	27
10/29 * Pittsburgh (68,911)	10	14
11/5 * Philadelphia (59,596)	31	24
11/12 * Dallas (83,437)	10	27
11/19 Philadelphia (60,751)	21	48
11/26 * Atlanta (83,437)	27	24
12/3 St. Louis (41,171)	20	31
12/10 Baltimore (60,238)	10	30
12/17 Washington (50,486)	30	14
	233	379

1968 (4-9-1) Coach: Tom Fears
3rd place, Century Division

	Saints	Opp.
9/15 * Cleveland (74,215)	10	24
9/22 * Washington (65,941)	37	17
9/29 * St. Louis (79,021)	20	21
10/6 New York Giants (62,967)	21	38
10/13 * Minnesota (71,105)	20	17
10/20 Pittsburgh (32,303)	16	12
10/27 St. Louis (45,478)	17	31
11/3 * Dallas (84,728)	3	17
11/10 Cleveland (71,025)	17	35
11/17 Green Bay (Milw. 49,644)	7	29
11/24 Detroit (46,152)	20	20
12/1 * Chicago (78,285)	17	23
12/8 Philadelphia (57,128)	17	29
12/15 * Pittsburgh (66,131)	24	14
	246	327

1969 (5-9) Coach: Tom Fears
3rd place, Capitol Division

	Saints	Opp.
9/21 * Washington (73,147)	20	26
9/28 * Dallas (79,567)	17	21
10/5 Los Angeles (54,879)	17	36
10/12 * Cleveland (71,274)	17	27
10/19 * Baltimore (80,636)	10	30
10/26 Philadelphia (60,658)	10	13
11/2 St. Louis (46,718)	51	42
11/9 Dallas (62,282)	17	33
11/16 New York Giants (62,927)	25	24
11/23 * San Francisco (71,448)	43	38
11/30 * Philadelphia (72,805)	26	17
12/7 Atlanta (57,021)	17	45
12/14 Washington (50,354)	14	17
12/21 * Pittsburgh (72,256)	27	24
	311	393

1970 (2-11-1) Coach: Tom Fears (7 games)
J.D. Roberts (7 games)
4th place, NFC West

	Saints	Opp.
9/20 * Atlanta (77,042)	3	14
9/27 Minnesota (47,900)	0	26
10/4 * New York Giants (69,126)	14	10
10/11 St. Louis (45,294)	17	24
10/18 San Francisco (39,446)	20	20
10/25 Atlanta (58,850)	14	32
11/1 * Los Angeles (77,861)	17	30
11/8 * Detroit (66,910)	19	17
11/15 Miami (42,866)	10	21
11/22 * Denver (66,837)	6	31
11/29 Cincinnati (59,342)	6	26
12/6 Los Angeles (66,410)	16	34
12/13 * San Francisco (61,940)	27	38
12/20 * Chicago (63,518)	3	24
	172	347

1971 (4-8-2) Coach: J.D. Roberts
4th place, NFC West

	Saints	Opp.
9/19 * Los Angeles (70,915)	24	20
9/26 * San Francisco (81,596)	20	38
10/3 Houston (47,966)	13	13
10/10 Chicago (55,049)	14	35
10/17 * Dallas (83,088)	24	14
10/24 Atlanta (58,850)	6	28
10/31 Washington (53,041)	14	24
11/7 * Oakland (83,102)	21	21
11/14 San Francisco (45,138)	26	20
11/21 * Minnesota (83,130)	10	23
11/28 Green Bay (Milw. 48,130)	29	21
12/5 Los Angeles (73,610)	28	45
12/12 * Cleveland (72,794)	17	21
12/19 * Atlanta (75,954)	20	24
	266	347

1972 (2-11-1) Coach: J.D. Roberts
4th place, NFC West

	Saints	Opp.
9/17 Los Angeles (66,303)	14	34
9/25 * Kansas City (70,793)-MN	17	20
10/1 * San Francisco (69,840)	2	37
10/8 New York Giants (62,507)	21	45
10/15 Atlanta (66,294)	14	21
10/22 San Francisco (59,167)	20	20
10/29 * Philadelphia (65,554)	21	3
11/5 Minnesota (49,784)	6	37
11/12 Atlanta (58,850)	20	36
11/19 Detroit (53,752)	14	27
11/26 * Los Angeles (64,325)	19	16
12/3 New York Jets (62,496)	17	18
12/10 * New England (64,889)	10	17
12/17 * Green Bay (65,881)	20	30
	215	361

1973 (5-9) Coach: John North
3rd place, NFC West

	Saints	Opp.
9/16 * Atlanta (66,428)	7	62
9/24 Dallas (52,715)-MN	3	40
9/30 Baltimore (52,293)	10	14
10/7 * Chicago (56,561)	21	16
10/14 * Detroit (57,810)	20	13
10/21 San Francisco (52,629)	0	40
10/28 * Washington (66,315)	19	3
11/4 * Buffalo (74,770)	13	0
11/11 Los Angeles (70,358)	7	29
11/18 San Diego (44,356)	14	17
11/25 * Los Angeles (67,192)	13	24
12/2 Green Bay (Milw. 47,890)	10	30
12/9 * San Francisco (62,490)	16	10
12/16 Atlanta (58,850)	10	14
	163	312

1974 (5-9) Coach: John North
3rd place, NFC West

	Saints	Opp.
9/15 * San Francisco (65,071)	13	17
9/22 Los Angeles (64,178)	0	24
9/29 * Atlanta (62,273)	14	13
10/6 Chicago (55,753)	10	24
10/13 Denver (51,706)	17	33
10/20 Atlanta (58,850)	13	3
10/27 Philadelphia (64,257)	14	10
11/3 Detroit (49,127)	14	19
11/10 * Miami (74,289)	0	21
11/17 * Los Angeles (57,287)	20	7
11/25 * Pittsburgh (71,907)-MN	7	28
12/1 Minnesota (48,456)	9	29
12/8 * St. Louis (57,152)	14	0
12/15 San Francisco (49,567)	21	35
	166	263

1975 (2-12) Coach: John North (6 games)
Ernie Hefferle (8 games)
4th place, NFC West

	Saints	Opp.
9/21 Washington (54,414)	3	41
9/28 * Cincinnati (52,531)	0	21
10/5 Atlanta (29,444)	7	14
10/12 * Green Bay (51,371)	20	19
10/19 San Francisco (40,990)	21	35
10/26 Los Angeles (60,771)	14	38
11/2 * Atlanta (56,614)	23	7
11/9 Oakland (51,764)	10	48
11/16 * Minnesota (62,765)	7	20
11/23 * San Francisco (40,328)	6	16
11/30 Cleveland (44,753)	16	17
12/7 * Los Angeles (39,358)	7	14
12/14 New York Giants (40,150)	14	28
12/21 * Chicago (33,371)	17	42
	165	360

1976 (4-10) Coach: Hank Stram
3rd place, NFC West

	Saints	Opp.
9/12 * Minnesota (58,156)	9	40
9/19 * Dallas (61,413)	6	24
9/26 Kansas City (53,918)	27	17
10/3 * Houston (51,973)	26	31
10/10 * Atlanta (51,521)	30	0
10/17 San Francisco (43,160)	3	33
10/24 * Los Angeles (51,984)	10	16
10/31 Atlanta (34,127)	20	23
11/7 Green Bay (Milw. 52,936)	27	32
11/14 * Detroit (42,048)	17	16
11/21 Seattle (61,865)	51	27
11/28 Los Angeles (54,906)	14	33
12/5 New England (53,592)	6	27
12/12 * San Francisco (42,536)	7	27
	253	346

1977 (3-11) Coach: Hank Stram
4th place, NFC West

	Saints	Opp.
9/18 * Green Bay (56,548)	20	24
9/25 Detroit (51,548)	19	23
10/2 Chicago (51,488)	42	24
10/9 * San Diego (53,942)	0	14
10/16 Los Angeles (46,045)	7	14
10/23 St. Louis (48,417)	31	49
10/30 * Los Angeles (59,023)	27	26
11/6 Philadelphia (53,482)	7	28
11/13 * San Francisco (41,564)	7(OT)	10
11/20 * Atlanta (43,135)	21	20
11/27 San Francisco (33,702)	17	20
12/4 * New York Jets (40,464)	13	16
12/11 * Tampa Bay (40,124)	14	33
12/18 Atlanta (36,895)	7	35
	232	336

1978 (7-9) Coach: Dick Nolan
3rd place, NFC West

	Saints	Opp.
9/3 * Minnesota (54,187)	31	24
9/10 Green Bay (Milw. 54,336)	17	28
9/17 * Philadelphia (49,242)	17	24
9/24 Cincinnati (40,455)	20	18
10/1 * Los Angeles (61,654)	20	26
10/8 * Cleveland (50,158)	16	24
10/15 San Francisco (37,671)	14	7
10/22 Los Angeles (47,574)	10	3
10/29 * New York Giants (58,806)	28	17
11/5 Pittsburgh (48,525)	14	20
11/12 Atlanta (70,323)	17	20
11/19 Dallas (57,920)	7	27
11/26 Atlanta (55,521)	17	20
12/3 * San Francisco (50,068)	24	13
12/10 * Houston (63,169)	12	17
12/17 Tampa Bay (51,209)	17	10
	281	298

1979 (8-8) Coach: Dick Nolan
2nd place, NFC West

	Saints	Opp.
9/2 * Atlanta (70,940)	34(OT)	40
9/9 Green Bay (Milw. 53,184)	19	28
9/16 * Philadelphia (54,212)	14	26
9/23 San Francisco (39,727)	30	21
9/30 * New York Giants (51,543)	24	14
10/7 * Los Angeles (68,986)	17	35
10/14 Tampa Bay (67,640)	42	14
10/21 * Detroit (57,428)	17	7
10/28 Washington (52,133)	14	10
11/4 Denver (74,482)	3	10
11/11 * San Francisco (65,551)	31	20
11/18 Seattle (60,055)	24	38
11/25 Atlanta (42,815)	37	6
12/3 * Oakland (65,541)-MN	35	42
12/9 * San Diego (61,059)	0	35
12/16 Los Angeles (53,879)	29	14
	370	360

1980 (1-15) Coach: Dick Nolan (12 games)
Dick Stanfel (4 games)
4th place, NFC West

	Saints	Opp.
9/7 * San Francisco (58,621)	23	26
9/14 Chicago (65,523)	3	22
9/21 * Buffalo (51,154)	26	35
9/28 Miami (40,946)	16	21
10/5 * St. Louis (45,388)	7	40
10/12 Detroit (78,147)	13	24
10/19 Atlanta (62,651)	14	41
10/26 Washington (51,375)	14	22
11/2 Los Angeles (59,909)	31	45
11/9 Philadelphia (45,340)	21	34
11/16 Atlanta (53,871)	13	31
11/24 * Los Angeles (53,488)-MN	7	27
11/30 Minnesota (30,936)	20	23
12/7 San Francisco (37,949)	35(OT)	38
12/14 New York Jets (38,077)	21	20
12/21 * New England (38,277)	27	38
	291	487

1981 (4-12) Coach: Bum Phillips
4th place, NFC West

	Saints	Opp.
9/6 Atlanta (57,406)	0	27
9/13 * Los Angeles (62,063)	23	17
9/20 New York Giants (69,814)	7	20
9/27 San Francisco (44,433)	14	21
10/4 * Pittsburgh (64,578)	6	20
10/11 Philadelphia (52,728)	14	31
10/18 Cleveland (76,059)	17	20
10/25 * Cincinnati (46,336)	17	7
11/1 Atlanta (63,637)	10	41
11/8 Los Angeles (61,068)	21	13
11/15 Minnesota (45,215)	10	20
11/22 Houston (49,581)	27	24
11/29 * Tampa Bay (62,209)	14	31
12/6 St. Louis (46,923)	3	30
12/13 * Green Bay (45,518)	7	35
12/20 * San Francisco (43,639)	17	21
	207	378

1982 (4-5) Coach: Bum Phillips
2nd place, NFC West

	Saints	Opp.
9/12 * St. Louis (58,763)	7	21
9/19 Chicago (56,600)	10	0
11/21 * Kansas City (39,341)	27	17
11/28 San Francisco (51,611)	23	20
12/5 * Tampa Bay (61,709)	10	13
12/12 Atlanta (39,535)	0	35
12/19 Dallas (64,506)	7	21
12/26 * Washington (48,667)	10	27
1/2 * Atlanta (47,336)	35	6
	129	160

1983 (8-8) Coach: Bum Phillips
3rd place, NFC West

	Saints	Opp.
9/4 * St. Louis (65,225)	28	17
9/11 Los Angeles (45,572)	27	30
9/18 * Chicago (64,692)	34(OT)	31
9/25 Dallas (62,136)	20	21
10/2 * Miami (66,489)	17	7
10/9 Atlanta (51,654)	19	17
10/16 * San Francisco (68,154)	13	32
10/23 Tampa Bay (48,242)	24	21
10/30 Buffalo (49,413)	21	27
11/6 * Atlanta (67,062)	27	10
11/13 San Francisco (40,022)	0	27
11/21 * N.Y. Jets (68,606)-MN	28	31
11/27 * Minnesota (59,502)	17	16
12/4 New England (24,579)	0	7
12/11 Philadelphia (45,182)	20(OT)	17
12/18 * Los Angeles (70,148)	24	26
	319	337

1984 (7-9) Coach: Bum Phillips
3rd place, NFC West

	Saints	Opp.
9/2 * Atlanta (66,652)	28	36
9/9 * Tampa Bay (54,686)	17	13
9/16 San Francisco (57,611)	20	30
9/23 * St. Louis (58,723)	34	24
9/30 Houston (43,108)	27	10
10/7 Chicago (53,752)	7	20
10/14 * Los Angeles (63,161)	10	28
10/21 Dallas (50,966)-SN	27(OT)	30
10/28 Cleveland (52,849)	16	14
11/4 * Green Bay (57,426)	13	23
11/11 Atlanta (40,590)	17	13
11/19 * Pittsburgh (66,005)-MN	27	24
11/25 * San Francisco (65,117)	3	35
12/2 Los Angeles (49,348)	21	34
12/9 * Cincinnati (40,855)	21	24
12/15 New York Giants (63,739)	10	3
	298	361


1985 (5-11) Coach: Bum Phillips (12 games)
Wade Phillips (4 games)
3rd place, NFC West

	Saints	Opp.
9/8 * Kansas City (57,760)	27	47
9/15 * Denver (74,448)	23	34
9/22 * Tampa Bay (45,320)	20	13
9/29 * San Francisco (58,053)	20	17
10/6 * Philadelphia (56,364)	23	21
10/13 * L.A. Raiders (48,152)	13	23
10/20 * Atlanta (44,784)	24	31
10/27 * New York Giants (54,082)	13	21
11/3 * Los Angeles (49,030)	10	28
11/10 * Seattle (47,365)	3	27
11/17 * Green Bay (Milw. 52,104)	14	38
11/24 * Minnesota (54,117)	30	23
12/1 * Los Angeles (44,122)	29	3
12/8 * St. Louis (29,527)	16	28
12/15 * San Francisco (46,065)	19	31
12/22 * Atlanta (37,717)	10	16
	294	401

1986 (7-9) Coach: Jim Mora
4th place, NFC West

	Saints	Opp.
9/7 * Atlanta (67,950)	10	31
9/14 * Green Bay (56,383)	24	10
9/21 * San Francisco (58,297)	17	26
9/28 * N.Y. Giants (72,765)	17	20
10/5 * Washington (57,317)	6	14
10/12 * Indianapolis (53,512)	17	14
10/19 * Tampa Bay (43,355)	38	7
10/26 * N.Y. Jets (44,246)	23	28
11/2 * San Francisco (53,234)	23	10
11/9 * Los Angeles (62,352)	6	0
11/16 * St. Louis (32,069)	16	7
11/23 * Los Angeles (58,600)	13	26
11/30 * New England (58,259)	20	21
12/7 * Miami (64,761)	27	31
12/14 * Atlanta (39,994)	14	9
12/21 * Minnesota (51,209)	17	33
	288	287

1987 (12-3) Coach: Jim Mora
2nd place, NFC West

	Saints	Opp.
9/13 * Cleveland (59,900)	28	21
9/20 * Philadelphia (57,485)	17	27
10/4 * Los Angeles (29,745)	37	10
10/11 * St. Louis (11,795)	19	24
10/18 * Chicago (46,813)	19	17
10/25 * San Francisco (60,497)	22	24
11/1 * Atlanta (42,196)	38	0
11/8 * Los Angeles (43,379)	31	14
11/15 * San Francisco (60,436)	26	24
11/22 * N.Y. Giants (67,639)	23	14
11/29 * Pittsburgh (47,896)	20	16
12/6 * Tampa Bay (66,471)	44	34
12/13 * Houston (68,257)	24	10
12/20 * Cincinnati (43,424)	41	24
12/27 * Green Bay (68,364)	33	24
	422	283

NFC Wild Card Playoffs

1/3 * Minnesota (68,127)	10	44
--------------------------------	----	----

1988 (10-6) Coach: Jim Mora
3rd place, NFC West

	Saints	Opp.
9/4 * San Francisco (66,357)	33	34
9/11 * Atlanta (48,901)	29	21
9/18 * Detroit (37,180)	22	14
9/25 * Tampa Bay (66,671)	13	9
10/3 * Dallas (68,474)-MN	20	17
10/9 * San Diego (42,693)	23	17
10/16 * Seattle (63,569)	20	19
10/23 * L.A. Raiders (68,249)	20	6
10/30 * L.A. Rams (68,238)	10	12
11/6 * Washington (54,183)	24	27
11/13 * L.A. Rams (63,305)	14	10
11/20 * Denver (68,075)	42	0
11/27 * N.Y. Giants (66,526)-SN	12	13
12/4 * Minnesota (61,215)	3	45
12/11 * San Francisco (62,977)	17	30
12/18 * Atlanta (60,566)	10	9
	312	283

1989 (9-7) Coach: Jim Mora
3rd place, NFC West

	Saints	Opp.
9/10 * Dallas (66,977)	28	0
9/17 * Green Bay (55,809)	34	35
9/24 * Tampa Bay (44,053)	10	20
10/1 * Washington (64,358)	14	16
10/8 * San Francisco (60,488)	20	24
10/15 * N.Y. Jets (59,521)	29	14
10/22 * L.A. Rams (57,567)	40	21
10/29 * Atlanta (65,153)	20	13
11/6 * San Francisco (60,667)-MN	13	31
11/12 * New England (47,680)	28	24
11/19 * Atlanta (53,173)	26	17
11/26 * L.A. Rams (64,274)-SN	17	(OT)20
12/3 * Detroit (38,550)	14	21
12/10 * Buffalo (70,037)	22	19
12/18 * Philadelphia (59,218)-MN	30	20
12/24 * Indianapolis (49,009)	41	6
	386	301

1990 (8-8) Coach: Jim Mora
2nd place, NFC West

	Saints	Opp.
9/10 * San Francisco (68,629)-MN	12	13
9/16 * Minnesota (56,272)	3	32
9/23 * Phoenix (61,110)	28	7
10/7 * Atlanta (57,401)	27	28
10/14 * Cleveland (68,608)	25	20
10/21 * Houston (57,908)	10	23
10/28 * Detroit (64,368)	10	27
11/4 * Cincinnati (60,067)	21	7
11/11 * Tampa Bay (67,865)	35	7
11/18 * Washington (52,573)	17	31
11/25 * Atlanta (68,629)	10	7
12/2 * Dallas (60,087)	13	17
12/9 * L.A. Rams (56,864)	24	20
12/16 * Pittsburgh (68,582)	6	9
12/23 * San Francisco (60,112)	13	10
12/31 * L.A. Rams (68,647)-MN	20	17
	274	275

NFC First-Round Playoffs

1/6 Chicago (60,767)	6	16
----------------------------	---	----

1991 (11-5) Coach: Jim Mora
1st place, NFC West

	Saints	Opp.
9/1 * Seattle (68,492)	27	24
9/8 * Kansas City (74,816)	17	10
9/15 * L.A. Rams (68,583)-SN	24	7
9/22 * Minnesota (68,591)	26	0
9/29 * Atlanta (56,556)	27	6
10/13 * Philadelphia (64,224)	13	6
10/20 * Tampa Bay (68,591)	23	7
10/27 * Chicago (68,591)	17	20
11/3 * L.A. Rams (58,713)	24	17
11/10 * San Francisco (68,591)	10	3
11/17 * San Diego (48,420)	21	24
11/24 * Atlanta (68,591)-SN	20	(OT)23
12/1 * San Francisco (62,092)	24	38
12/8 * Dallas (64,530)	14	23
12/16 * L.A. Raiders (68,625)-MN	27	0
12/22 * Phoenix (30,928)	27	3
	341	211

NFC First-Round Playoffs

12/28 * Atlanta (68,794)	20	27
--------------------------------	----	----

1992 (12-4) Coach: Jim Mora
2nd place, NFC West

	Saints	Opp.
9/6 * Philadelphia (63,513)	13	15
9/13 * Chicago (68,591)	28	6
9/20 * Atlanta (67,328)	10	7
9/27 * San Francisco (68,591)-SN	10	16
10/4 * Detroit (66,971)	13	7
10/11 * L.A. Rams (68,591)-SN	13	10
10/18 * Phoenix (27,735)	30	21
11/1 * Tampa Bay (68,591)	23	21
11/8 * New England (45,413)	31	14
11/15 * San Francisco (64,895)	20	21
11/23 * Washington (68,591)-MN	20	3
11/29 * Miami (68,591)	24	13
12/3 * Atlanta (68,591)-TN	22	14
12/13 * L.A. Rams (47,355)	37	14
12/20 * Buffalo (68,591)	16	20
12/26 * N.Y. Jets (45,614)-SAT	20	0
	330	202

NFC First-Round Playoffs

1/3 * Philadelphia (68,893)	20	36
-----------------------------------	----	----


1993 (8-8) Coach: Jim Mora
2nd place, NFC West

	Saints	Opp.
9/5 * Houston (69,029)-SN	33	21
9/12 * Atlanta (64,287)	34	31
9/19 * Detroit (69,039)	14	3
9/26 * San Francisco (69,041)	16	13
10/3 * L.A. Rams (50,709)	37	6
10/17 * Pittsburgh (56,056)	14	37
10/24 * Atlanta (69,043)	15	26
10/31 * Phoenix (36,778)	20	17
11/14 * Green Bay (69,043)	17	19
11/22 * San Francisco (68,496)-MN	7	42
11/28 * Minnesota (53,030)	17	14
12/5 * Cleveland (60,388)	13	17
12/12 * L.A. Rams (69,033)	20	23
12/20 * N.Y. Giants (69,036)-MN	14	24
12/26 * Philadelphia (50,085)	26	37
1/2 * Cincinnati (58,036)	20	13
	317	343

1994 (7-9) Coach: Jim Mora
2nd place, NFC West

	Saints	Opp.
9/4 * Kansas City (69,362)	17	30
9/11 * Washington (58,049)	29	38
9/18 * Tampa Bay (45,522)	9	7
9/25 * San Francisco (63,971)	13	24
10/2 * N.Y. Giants (55,076)	27	22
10/9 * Chicago (63,822)	7	17
10/16 * San Diego (50,565)	22	36
10/23 * L.A. Rams (47,908)	37	34
11/6 * Minnesota (57,564)	20	21
11/13 * Atlanta (60,313)	33	32
11/20 * L.A. Raiders (41,722)	19	24
11/28 * San Francisco (61,304)-MN	14	35
12/4 * L.A. Rams (34,960)	31	15
12/11 * Atlanta (61,307)-SN	29	20
12/19 * Dallas (67,323)-MN	16	24
12/24 * Denver (64,445)-SAT	30	28
	348	407

1995 (7-9) Coach: Jim Mora
5th place, NFC West

	Saints	Opp.
9/3 * San Francisco (66,627)	22	24
9/10 * St. Louis (59,335)	13	17
9/17 * Atlanta (57,442)	24	(OT)27
9/24 * N.Y. Giants (72,619)	29	45
10/1 * Philadelphia (43,938)	10	15
10/15 * Miami (55,628)	33	30
10/22 * Carolina (55,484)	3	20
10/29 * San Francisco (65,272)	11	7
11/5 * St. Louis (43,120)	19	10
11/12 * Indianapolis (44,122)	17	14
11/19 * Minnesota (58,108)	24	43
11/26 * Carolina (39,580)-SN	34	26
12/3 * New England (59,876)	31	17
12/10 * Atlanta (54,603)	14	19
12/16 * Green Bay (50,132)-SAT	23	34
12/24 * N.Y. Jets (28,885)	12	0
	319	348



SAINTS PRESEASON RESULTS

1967 (5-1)	Saints	Opp.
Los Angeles (26,364) at Anaheim	7	16
St. Louis (25,500) at Shreveport	23	14
Pittsburgh (35,000) at Baton Rouge	20	17
San Francisco (23,348) at Portland, Ore.	24	10
Miami (11,214) at Charleston, S.C.	20	17
Atlanta (67,486) at New Orleans	27	14

1968 (2-4)	Saints	Opp.
Los Angeles (29,505) at Anaheim	7	21
Boston (57,152) at New Orleans	19	0
Houston (42,734) at Houston	23	24
Cleveland (70,045) at New Orleans	40	27
Atlanta (49,832) at Atlanta	10	16
Minnesota (23,000) at Shreveport	17	20

1969 (2-4)	Saints	Opp.
San Diego (31,683) at San Diego	7	10
Denver (28,356) at Denver	28	22
Pittsburgh (40,000) at Baton Rouge	24	34
Atlanta (69,898) at New Orleans	21	17
Houston (79,937) at New Orleans	14	30
Detroit (30,312) at Detroit	7	42

1970 (4-2)	Saints	Opp.
Minnesota (17,932) at Canton, Ohio	14	13
Houston (46,223) at Houston	19	10
Detroit (76,778) at New Orleans	17	31
Boston (32,000) at Jackson	26	20
N.Y. Jets (78,581) at New Orleans	14	27
San Diego (63,904) at New Orleans	20	14

1971 (0-6)	Saints	Opp.
Buffalo (35,758) at Buffalo	10	14
Dallas (73,560) at Dallas	21	36
Kansas City (70,459) at New Orleans	7	27
San Diego (35,405) at San Diego	7	22
Philadelphia (60,487) at New Orleans	0	34
Houston (60,971) at New Orleans	17	24

1972 (1-4-1)	Saints	Opp.
Philadelphia (53,372) at Philadelphia	13	10
Buffalo (66,762) at New Orleans	21	24
Dallas (81,070) at New Orleans	7	30
San Diego (64,506) at New Orleans	14	16
Pittsburgh (43,302) at Memphis	7	56
Houston (44,571) at Houston	14	14

1973 (1-5)	Saints	Opp.
Kansas City (67,216) at Kansas City	6	12
Miami (80,050) at Miami	13	14
Dallas (61,022) at Dallas	14	24
New England (64,131) at New Orleans	6	31
N.Y. Jets (67,434) at New Orleans	17	28
Houston (62,339) at New Orleans	16	10

1974 (3-3)	Saints	Opp.
Pittsburgh (45,339) at New Orleans	7	26
Miami (41,524) at Miami	20	45
New England (20,456) at Foxboro	3	7
Dallas (56,563) at New Orleans	16	7
N.Y. Jets (59,829) at New Orleans	24	7
Houston (35,103) at Houston	24	16

1975 (2-4)	Saints	Opp.
Houston (72,434) at New Orleans	7	13
Denver (40,089) at New Orleans	24	21
Miami (61,253) at New Orleans	10	20
Baltimore (60,643) at New Orleans	27	3
Pittsburgh (47,341) at Pittsburgh	13	24
Cincinnati (48,453) at Cincinnati	0	20

1976 (4-2)	Saints	Opp.
Pittsburgh (56,039) at New Orleans	14	24
Houston (38,675) at Houston	13	10
Buffalo (36,110) at Buffalo	21	14
Baltimore (38,879) at Baltimore	26	(OT) 20
Cincinnati (60,044) at New Orleans	13	10
Miami (63,383) at New Orleans	7	20

1977 (5-1)	Saints	Opp.
Chicago (55,163) at Chicago	20	14
N.Y. Giants (49,900) at New Orleans	23	7
Buffalo (66,282) at New Orleans	20	17
N.Y. Jets (49,455) at New Orleans	14	20
Miami (39,970) at Miami	17	10
Houston (49,964) at New Orleans	20	16

1978 (2-2)	Saints	Opp.
Philadelphia (30,000) at Mexico City	14	7
Miami (54,105) at New Orleans	17	31
Tampa Bay (49,042) at New Orleans	3	14
Houston (49,554) at Houston	17	3

1979 (1-3)	Saints	Opp.
Miami (44,704) at Miami	7	14
Chicago (45,085) at New Orleans	6	13
Tampa Bay (49,042) at Tampa	7	14
Houston (54,469) at New Orleans	10	7

1980 (1-3)	Saints	Opp.
St. Louis (57,923) at New Orleans	17	13
Houston (43,376) at Houston	17	20
Detroit (49,631) at Detroit	17	40
Miami (50,635) at New Orleans	0	20

1981 (3-1)	Saints	Opp.
Baltimore (46,792) at New Orleans	24	23
Houston (67,562) at New Orleans	27	7
Philadelphia (28,001) at Syracuse, N.Y.	6	37
Detroit (52,090) at New Orleans	20	(OT) 17



1982 (1-3)	Saints	Opp.
Houston (44,599) at Houston	20	22
Kansas City (46,585) at New Orleans	6	3
Cleveland (55,689) at New Orleans	17	20
Minnesota (59,810) at Minnesota	21	24

1983 (3-2)	Saints	Opp.
Pittsburgh (23,909) at Canton, Ohio	14	27
Tampa Bay (53,111) at Tampa	17	20
Miami (38,735) at Miami	19	17
Houston (60,430) at New Orleans	20	13
N.Y. Jets (58,176) at New Orleans	17	10

1984 (3-1)	Saints	Opp.
Kansas City (34,230) at Kansas City	34	20
Atlanta (58,502) at New Orleans	31	21
Houston (45,522) at Houston	31	19
Washington (52,040) at New Orleans	9	14

1985 (1-3)	Saints	Opp.
New England (27,014) at Foxboro	32	20
Houston (53,491) at New Orleans	20	23
Tampa Bay (49,337) at New Orleans	10	14
San Diego (40,462) at San Diego	20	21

1986 (2-2)	Saints	Opp.
Denver (47,408) at Denver	10	7
New England (54,364) at New Orleans	34	38
Houston (38,617) at Houston	13	24
Kansas City (47,945) at New Orleans	13	10

1987 (3-1)	Saints	Opp.
Minnesota (52,884) at New Orleans	23	17
Houston (51,562) at New Orleans	13	16
Pittsburgh (46,770) at New Orleans	31	28
Cincinnati (46,289) at Cincinnati	26	14

1988 (2-2)	Saints	Opp.
Minnesota (47,624) at Minnesota	23	20
Phoenix (51,987) at Phoenix	33	28
Indianapolis (54,117) at Indianapolis	6	18
Pittsburgh (56,174) at New Orleans	28	31

1989 (1-3)	Saints	Opp.
Indianapolis (57,771) at New Orleans	7	31
Buffalo (48,512) at Buffalo	7	10
Cincinnati (51,150) at New Orleans	27	10
Washington (56,181) at New Orleans	21	26

1990 (4-1)	Saints	Opp.
L.A. Raiders (63,106) at London	17	10
Minnesota (48,154) at Minnesota	13	10
Green Bay (47,848) at Madison, Wis.	13	27
Buffalo (51,959) at New Orleans	28	23
Indianapolis (54,796) at New Orleans	17	14

1991 (2-2)	Saints	Opp.
Minnesota (58,953) at New Orleans	18	3
Green Bay (55,730) at New Orleans	31	20
Indianapolis (50,896) at Indianapolis	28	34
Miami (44,099) at Miami	24	28

1992 (3-1)	Saints	Opp.
Chicago (53,846) at Chicago	34	31
Pittsburgh (61,671) at New Orleans	26	0
Houston (61,194) at New Orleans	3	33
Miami (60,021) at Baltimore, Md.	17	3

1993 (4-1)	Saints	Opp.
Philadelphia (49,363) at Tokyo, Japan	28	16
Houston (40,308) at San Antonio, Texas	37	28
Green Bay (59,523) at Madison, Wis.	26	17
Chicago (61,149) at New Orleans	20	14
Detroit (60,700) at New Orleans	16	17

1994 (1-3)	Saints	Opp.
New England (37,800) at Foxboro	6	24
Minnesota (46,067) at Minnesota	17	21
Green Bay (54,714) at New Orleans	10	13
Dallas (57,281) at New Orleans	28	10

1995 (1-3)	Saints	Opp.
Green Bay (49,071) at Madison, Wis.	17	27
N.Y. Giants (54,416) at New York	13	14
Seattle (38,228) at New Orleans	19	24
Detroit (38,073) at New Orleans	24	10

SAINTS DRAFT TRIVIA

In 30 college drafts (1967-96), the Saints have selected 418 players from 155 different colleges and universities.

BY POSITIONS: 63 running backs, 53 linebackers, 51 wide receivers, 46 cornerbacks, 33 guards and tackles, 32 defensive ends, 31 safeties, 23 defensive tackles, 22 tight ends, 14 quarterbacks, 9 centers, 5 punters and 3 kickers.

BY COLLEGE: 11 from Southern Cal and Nebraska, 10 from Notre Dame, 8 from Michigan, Missouri, Oklahoma and *Tulane; 6 from LSU, Tennessee and Washington State; 5 from Colorado, Florida, Georgia, Houston, Minnesota, Mississippi, Ohio State, Pittsburgh, San Diego State, Southern, Tulsa, Virginia, West Virginia and Wisconsin.

*Bart Graves (1971), Steve Barrios (1972), Rusty Lachaussee (1972), Tommy Thibodeaux (1974), Mike Truax (1974), Charles Hall (1975), Marvin Lewis (1982), Treg Songy (1985).



SAINTS STANDINGS



1967 (Capitol Division, 4th place)

	W	L	T	Pct.
Dallas	9	5	0	.643
Philadelphia	6	7	1	.462
Washington	5	6	3	.455
New Orleans	3	11	0	.214

1968 (Century Division, 3rd place)

	W	L	T	Pct.
Cleveland	10	4	0	.714
St. Louis	9	4	1	.692
New Orleans	4	9	1	.308
Pittsburgh	2	11	1	.154

1969 (Capitol Division, 3rd place)

	W	L	T	Pct.
Dallas	11	2	1	.846
Washington	7	5	2	.583
New Orleans	5	9	0	.357
Philadelphia	4	9	1	.308

1970 (Western Division, 4th place)

	W	L	T	Pct.
San Francisco	10	3	1	.769
Los Angeles	8	5	1	.615
Atlanta	4	8	2	.333
New Orleans	2	11	1	.154

1971 (Western Division, 4th place)

	W	L	T	Pct.
San Francisco	9	5	0	.643
Los Angeles	8	5	1	.615
Atlanta	7	6	1	.538
New Orleans	4	8	2	.333

1972 (Western Division, 4th place)

	W	L	T	Pct.
San Francisco	9	5	0	.615
Atlanta	7	7	0	.500
Los Angeles	6	7	1	.464
New Orleans	2	11	1	.154

1973 (Western Division, 3rd place)

	W	L	T	Pct.
Los Angeles	12	2	0	.857
Atlanta	9	5	0	.643
New Orleans	5	9	0	.357
San Francisco	5	9	0	.357

1974 (Western Division, 3rd place)

	W	L	T	Pct.
Los Angeles	10	4	0	.714
San Francisco	6	8	0	.429
New Orleans	5	9	0	.357
Atlanta	3	11	0	.214

1975 (Western Division, 4th place)

	W	L	T	Pct.
Los Angeles	12	2	0	.857
San Francisco	5	9	0	.357
Atlanta	4	10	0	.286
New Orleans	2	12	0	.143

1976 (Western Division, 3rd place)

	W	L	T	Pct.
Los Angeles	10	3	1	.750
San Francisco	8	6	0	.571
New Orleans	4	10	0	.286
Atlanta	4	10	0	.286
Seattle	2	12	0	.143

1977 (Western Division, 4th place)

	W	L	T	Pct.
Los Angeles	10	4	0	.714
Atlanta	7	7	0	.500
San Francisco	5	9	0	.357
New Orleans	3	11	0	.214

1978 (Western Division, 3rd place)

	W	L	T	Pct.
Los Angeles	12	4	0	.750
Atlanta	9	7	0	.563
New Orleans	7	9	0	.438
San Francisco	2	14	0	.125

1979 (Western Division, 2nd place)

	W	L	T	Pct.
Los Angeles	9	7	0	.563
New Orleans	8	8	0	.500
Atlanta	6	10	0	.375
San Francisco	2	14	0	.125

1980 (Western Division, 4th place)

	W	L	T	Pct.
Atlanta	12	4	0	.750
Los Angeles	11	5	0	.687
San Francisco	6	10	0	.375
New Orleans	1	15	0	.062

1981 (Western Division, 4th place)

	W	L	T	Pct.
San Francisco	13	3	0	.813
Atlanta	7	9	0	.438
Los Angeles	6	10	0	.375
New Orleans	4	12	0	.250

1982 (Western Division, 2nd place)

	W	L	T	Pct.
Atlanta	5	4	0	.556
New Orleans	4	5	0	.444
San Francisco	3	6	0	.333
Los Angeles	2	7	0	.222

1983 (Western Division, 3rd place)

	W	L	T	Pct.
San Francisco	10	6	0	.625
Los Angeles	9	7	0	.563
New Orleans	8	8	0	.500
Atlanta	7	9	0	.438

1984 (Western Division, 3rd place)

	W	L	T	Pct.
San Francisco	15	1	0	.938
Los Angeles	10	6	0	.625
New Orleans	7	9	0	.438
Atlanta	4	12	0	.250

1985 (Western Division, 3rd place)

	W	L	T	Pct.
Los Angeles	11	5	0	.687
San Francisco	10	6	0	.625
New Orleans	5	11	0	.313
Atlanta	4	12	0	.250

1986 (Western Division, 4th place)

	W	L	T	Pct.
San Francisco	10	5	1	.656
Los Angeles	10	6	0	.625
Atlanta	7	8	1	.469
New Orleans	7	9	0	.438

1987 (Western Division, 2nd place)

	W	L	T	Pct.
San Francisco	13	2	0	.867
New Orleans	12	3	0	.800
Los Angeles	6	9	0	.400
Atlanta	3	12	0	.200

1988 (Western Division, 3rd place)

	W	L	T	Pct.
San Francisco	10	6	0	.625
Los Angeles	10	6	0	.625
New Orleans	10	6	0	.625
Atlanta	5	11	0	.313

1989 (Western Division, 3rd place)

	W	L	T	Pct.
San Francisco	14	2	0	.875
Los Angeles	11	5	0	.688
New Orleans	9	7	0	.563
Atlanta	3	13	0	.188

1990 (Western Division, 2nd place)

	W	L	T	Pct.
San Francisco	14	2	0	.875
New Orleans	8	8	0	.500
Los Angeles	5	11	0	.313
Atlanta	5	11	0	.313

1991 (Western Division, 1st place)				
	W	L	T	Pct.
New Orleans	11	5	0	.688
Atlanta	10	6	0	.625
San Francisco	10	6	0	.625
Los Angeles	3	13	0	.188

1992 (Western Division, 2nd place)				
	W	L	T	Pct.
San Francisco	14	2	0	.875
New Orleans	12	4	0	.750
Atlanta	6	10	0	.375
Los Angeles	6	10	0	.375

1993 (Western Division, 2nd place)				
	W	L	T	Pct.
San Francisco	10	6	0	.625
New Orleans	8	8	0	.500
Atlanta	6	10	0	.375
Los Angeles	5	11	0	.313

AVERAGE SACKS ALLOWED PER SEASON (1986-95)

	No.	Average
1. Miami	196	19.6
2. Washington	251	25.1
3. NEW ORLEANS	262	26.2
4. St. Louis	307	30.7
5. San Diego	322	32.2

AVERAGE SACKS ALLOWED PER SEASON (1990-95)

	No.	Average
1. NEW ORLEANS	146	24.3
2. Miami	149	24.8
3. Washington	151	25.2
4. Kansas City	166	27.7
5. Dallas	171	28.5

1994 (Western Division, 2nd place)				
	W	L	T	Pct.
San Francisco	13	3	0	.813
New Orleans	7	9	0	.438
Atlanta	7	9	0	.438
Los Angeles	4	12	0	.250

1995 (Western Division, 5th place)				
	W	L	T	Pct.
San Francisco	11	5	0	.688
Atlanta	9	7	0	.563
St. Louis	7	9	0	.438
Carolina	7	9	0	.438
New Orleans	7	9	0	.438

SAINTS DRAFT CHOICES

1967

- 1a. traded to Baltimore
- 1b. Leslie Kelley, fbAlabama
- 2a. James (Bo) Burris, sHouston
- 2b. John Gilliam, rbSouth Carolina State
- 2c. David Rowe, dePenn State
- 3a. traded to Baltimore
- 3b. Del Williams, gFlorida State
- 3c. Ben Hart, wrOklahoma
- 4a. Ron Widby, pTennessee
- 4b. Bill Carr, cFlorida
- 4c. Tom Stangle, tDayton
- 5a. Don McCall, rbUSC
- 5b. John Douglas, cbTexas Southern
- 6a. George Harvey, gKansas
- 6b. Charles (Bo) Wood, lbNorth Carolina
- 7a. Gary Hertzog, gWillamette
- 7b. Bob McKelvey, lbNorthwestern
- 8a. Sam Harris, teColorado
- 8b. Barry Siler, lbAlbion
- 9a. Tim Lavens, teIdaho
- 9b. Eugene Ross, cbOklahoma
- 10a. Charles Brown, rbMissouri
- 10b. Roosevelt Robertson, teNorth Carolina College
- 11a. Jim Benson, gFlorida
- 11b. Bernard Corbin, cbAlabama A&M
- 12a. Ronnie Pack, gTexas Tech
- 12b. John Robinson, wrTennessee A&I
- 13a. Bill Stetiz, lbBoston College
- 13b. Gary Grossnickle, sMissouri
- 14a. Jim Hester, teNorth Carolina
- 14b. George Stetter, cbVirginia
- 15a. John Snow, dtWake Forest
- 15b. Darrell Johnson, rbLamar
- 16a. Marcus Rhoden, wrMississippi State
- 16b. Bruce Cortez, cbParsons College
- 17a. Dan Abramowicz, wrXavier (Ohio)
- 17b. Billy Bob Stewart, lbSMU
(choice acquired from Baltimore)
- 17c. Jim Walker, sProvidence

1968

- 1a. traded to Green Bay
- 1b. Kevin Hardy, deNotre Dame
(choice acquired from Minnesota)
2. choice to Los Angeles for joining scouting combine
3. Dave Szmakowski, wrWest Texas State
- 4a. Willie Crittendon, dtTulsa
- 4b. Dan Sartin, gMississippi
5. Ronnie Lee South, qbArkansas
6. traded to San Francisco
- 7a. Ray Phillips, gMichigan
(choice acquired from Detroit)
- 7b. Eugene Howard, cbLangston
8. Dick Swatland, gNotre Dame
9. Joe Blake, gTulsa
10. Doug Robinson, sIowa State

1969

11. Bennie Blocker, rbSouth Carolina State
 12. John Beck, cbSan Diego State
 13. Kayo Trepanier, tMontana State
 14. Herbert Covington, rbMemphis State
 15. Wilmer Cooks, rbColorado
 16. Elie Ghattas, gBall State
 17. Jim Ferguson, lbUSC
- 1a. traded to San Francisco
 - 1b. John Shinnars, gXavier (Ohio)
(choice acquired from Minnesota)
 - 2a. traded to Baltimore
 - 2b. Richard Neal, deSouthern
(choice acquired from St. Louis)
 3. traded to Detroit
 - 4a. Dennis Hale, sMinnesota
 - 4b. Bob Hudspeth, tSouthern Illinois
(choice acquired from Dallas)
 - 5a. Tony Kyasky, sSyracuse
 - 5b. Keith Christensen, tKansas
(choice acquired from New York Giants)
 6. Bob Miller, teUSC
 7. traded to Baltimore
 8. Jim Lawrence, wrUSC
 9. Joe Owens, lbAlcorn State
 10. McKinley Reynolds, rbHawaii
 11. Tommy Morel, wrLSU
 12. Tom Broadhead, rbSanta Barbara State
 13. Joe Robillard, cbLinfield (Oregon)
 14. Gary Loyd, pCalifornia Lutheran
 15. Bill Waller, wrXavier (Ohio)
 16. Edd Hargett, qbTexas A&M
 17. Chico Kurzawski, sNorthwestern

1970

1. Ken Burrough, wrTexas Southern
2. traded to Cleveland
3. Clovis Swinney, deArkansas State
4. Delles Howell, cbGrambling
- 5a. Glenn Cannon, sMississippi
(choice acquired from Chicago)
- 5b. traded to Washington
- 5c. Steve Ramsey, qbNorth Texas State
(choice acquired from Los Angeles)
6. Mel Easley, cbOregon State
7. Lon Woodard, deSan Diego State
8. Lawrence Estes, deAlcorn State
9. Jim Otis, rbOhio State
10. Jim Brumfield, rbIndiana State
11. Gary Klar, lbArizona
12. Willie Davenport, cbSouthern
13. selection declared ineligible
14. Doug Sutherland, deWisconsin-Superior
15. Jim Vest, deWashington State
16. Cliff Gasper, dtGrambling
17. Doug Wyatt, sTulsa

1971

1. Archie Manning, qb.....Mississippi
- 2a. traded to Chicago
- 2b. Sam Holden, t.....Gambling
(choice acquired from Houston)
3. Bivian Lee, cb.....Prairie View
- 4a. traded to Dallas
- 4b. Carlos Bell, te.....Houston
- 4c. Wimpy Winther, c.....Mississippi
(choice acquired from Washington)
- 4d. D'artagnan Martin, cb.....Kentucky State
- 4e. Don Morrison, t.....Texas-Arlington
5. traded to Pittsburgh
6. Don Morehead, rb.....Michigan
- 7a. Larry DiNardo, g.....Notre Dame
- 7b. Bob Newland, wr.....Oregon
(choice acquired from Kansas City)
- 8a. traded to Pittsburgh
- 8b. James Elder, cb.....Southern
(choice acquired from Washington)
- 8c. Bob Gresham, rb.....West Virginia
(choice acquired from Oakland)
9. Tom Williams, s.....Williamette
10. Rocky Pamplin, rb.....Hawaii
11. Bob Pollard, de.....Weber State
12. Ron Gathright, cb.....Morehead State
13. Don Burchfield, te.....Ball State
14. Bobby Scott, qb.....Tennessee
15. Bart Graves, de.....Tulane
16. Craig Robinson, t.....Houston
17. Hermann Eban, wr.....Oklahoma State

1972

1. Royce Smith, g.....Georgia
- 2a. traded to Oakland
- 2b. Willie Hall, lb.....USC
- 3a. Bob Kuziel, c.....Pittsburgh
- 3b. Tom Myers, s.....Syracuse
- 4a. Mike Crangle, de.....Tennessee-Martin
- 4b. Joe Federspiel, lb.....Kentucky
(choice acquired from Kansas City)
- 4c. Mike Coleman, de.....Knoxville College
- 5a. Bill Butler, rb.....Kansas State
(choice acquired from Green Bay)
- 5b. Carl Johnson, t.....Nebraska
- 5c. Bo Davies, s.....South Carolina
(choice acquired from Baltimore)
- 6a. Wayne Dorton, g.....Arkansas State
- 6b. Curt Watson, rb.....Tennessee
(choice acquired from Oakland)
7. Ernie Jackson, cb.....Duke
8. Ron Vinson, wr.....Abilene Christian
9. Kent Branstetter, dt.....Houston
10. Andy Kupp, g.....Idaho
11. Paul Dongieux, lb.....Mississippi
12. Steve Lockhart, te.....Arkansas State
13. Cephus Weatherspoon, wr.....Ft. Lewis
14. Steve Barrios, wr.....Tulane
15. Rusty Lachaussee, qb.....Tulane
16. Joe Balthrop, g.....Tennessee
17. Dick Graham, wr.....Oklahoma State

1973

1. traded to Baltimore
- 2a. Derland Moore, de.....Oklahoma
- 2b. Steve Baumgartner, de.....Purdue
(choice acquired from New York Jets)
- 3a. traded to Washington
- 3b. Pete Van Valkenburg, rb.....Brigham Young
(choice acquired from New York Jets)
- 4a. traded to Detroit
- 4b. Jim Merlo, lb.....Stanford
(choice acquired from Baltimore)
5. traded to Denver
- 6a. traded to Washington
- 6b. Marty Shufford, rb.....Arizona
7. Billy Cahill, s.....Washington
- 8a. Bob Peterson, g.....Utah
- 8b. Doug Winslow, wr.....Drake
(choice acquired from Washington)
9. Mike Fink, cb.....Missouri
10. Jeff Horsley, rb.....North Carolina Central
11. James Owens, rb.....Auburn
12. Paul Orndorff, te.....Tampa
13. Richard Watkins, dt.....Weber State
14. Paul Fersen, t.....Georgia
15. Mike Evenson, c.....North Dakota State
16. Howard Stevens, rb.....Louisville
17. Bobby Garner, te.....Winston-Salem

1974

1. Rick Middleton, lb.....Ohio State
(swapped #1 choices from Detroit)
2. Paul Seal, te.....Michigan
3. traded to Cincinnati
- 4a. traded to Minnesota
- 4b. Rod McNeil, rb.....USC
- 5a. traded to Cincinnati
- 5b. Joel Parker, wr.....Florida
(choice acquired from San Francisco)
- 5c. Terry Schmidt, cb.....Ball State
(choice acquired from Atlanta)
6. traded to Detroit
7. traded to Minnesota
8. Alvin Maxson, rb.....SMU
9. Phil LaPorta, t.....Penn State
- 10a. Frosty Anderson, wr.....Nebraska
(choice acquired from Houston)
- 10b. Tommy Thibodeaux, g.....Tulane
11. Kent Merritt, wr.....Virginia
12. James Buckmon, de.....Pittsburgh
13. Mike Truax, lb.....Tulane
14. Kent Marshall, s.....TCU
15. Larry Cipa, qb.....Michigan
16. Don Coleman, lb.....Michigan
17. Marvin Williams, wr.....Western Illinois

1975

- 1a. Larry Burton, wr.....Purdue
- 1b. Kurt Schumacher, g.....Ohio State
(choice acquired from Jets for Billy Newsome)
2. Lee Gross, c.....Auburn

1978

1. Wes Chandler, wr.....Florida
2. James Taylor, t.....Missouri
3. Barry Bennett, dt.....Concordia (Minn.)
4. Don Schwartz, s.....Washington State
5. Eric Felton, cb.....Texas Tech
- 6a. Mike Rieker, qb.....Lehigh
- 6b. Francis Chesley, lb.....Wyoming
7. traded to New York Jets for de Richard Neal
8. Brooks Williams, te.....North Carolina
9. Richard Carter, cb.....North Carolina State
10. traded to New York Giants for lb Pat Hughes
- 11a. Nathan Besaint, dt.....Southern
- 11b. David Riley, rb.....West Virginia
(choice acquired from Seattle)
12. Larry Hardy, te.....Jackson State

1979

1. Russell Exleben, k-p.....Texas
2. Reggie Mathis, lb.....Oklahoma
3. traded to Miami as compensation for signing DE Don Reese
4. Jim Kovach, lb.....Kentucky
5. Harlan Huckleby, rb.....Michigan
6. Ricky Ray, cb.....Norfolk State
7. Stan Sytsma, lb.....Minnesota
8. Doug Panfil, g.....Tulsa
9. traded to Kansas City for dt Keith Simons
10. traded to Oakland for LB Floyd Rice
11. David Hall, wr.....Missouri-Rolla
12. Kelsey Finch, rb.....Tennessee

1980

1. Stan Brock, t.....Colorado
2. David Waymer, cb.....Notre Dame
3. traded to Minnesota for T Steve Riley
4. Mike Jolly, cb.....Michigan
5. traded to Minnesota for T Steve Riley
6. Lester Boyd, lb.....Kentucky
7. Mike Morucci, rb.....Bloomburg State
8. Chuck Evans, lb.....Stanford
9. Frank Mordica, rb.....Vanderbilt
10. Tanya Webb, de.....Michigan State
11. George Woodard, rb.....Texas A&M
12. Kiser Lewis, lb.....Florida A&M

1981

1. George Rogers, rb.....South Carolina
1. Dave Wilson, qb.....Illinois
(Supplemental '81 draft choice)
- 2a. Russell Gary, s.....Nebraska
- 2b. Rickey Jackson, lb.....Pittsburgh
(choice acquired from San Diego)
- 3a. Frank Warren, de.....Auburn
- 3b. Hoby Brenner, te.....USC
(choice acquired from Minnesota)
4. traded to Miami for qb Guy Benjamin
- 5a. Louis Oubre, g.....Oklahoma
- 5b. Jerry Boyarsky, nt.....Pittsburgh
(choice acquired from Minnesota)
- 6a. Nat Hudson, g.....Georgia

- 3a. Andrew Jones, rb.....Washington State
(choice acquired from Minnesota)
- 3b. Elois Grooms, de.....Tennessee Tech
- 4a. traded to San Francisco
- 4b. John Starkebaum, s.....Nebraska
(choice acquired from Philadelphia)
- 4c. Charles Hall, de.....Tulane
(choice acquired from St. Louis)
5. traded to Chicago
6. Mike Lemon, lb.....Kansas
7. Steve Rogers, rb.....LSU
8. traded to St. Louis
9. Mike Strachan, rb.....Iowa State
10. Chuck Heater, rb.....Michigan
11. Danny Lee, p.....N.E. Louisiana
12. Ron Gustafson, wr.....North Dakota State
13. Jim Upchurch, rb.....Arizona
14. Randy Rhino, cb.....Georgia Tech
15. Grant Burget, rb.....Oklahoma
16. Mike McDonald, lb.....Catawba
17. Greg Westbrook, lb.....Colorado

1976

1. Chuck Muncie, rb.....California
2. Tony Galbreath, rb.....Missouri
3. Bob Simmons, t.....Texas
4. Tinker Owens, wr.....Oklahoma
5. Scott Parrish, t.....Utah State
6. Terry Stieve, g.....Wisconsin
7. Ed Bauer, g.....Notre Dame
8. Craig Cassidy, s.....Ohio State
9. Warren Peiffer, dt.....Iowa
10. Junior Hardin, lb.....Eastern Kentucky
11. Greg Kokal, qb.....Kent State
12. Milton Butts, t.....North Carolina State
13. Kenny Downing, s.....Missouri
14. Rich Hucce, de.....Western Montana
15. Steve Seminoff, dt.....Wichita State
16. Gene Jones, t.....Bowling Green
17. Scott McDonald, te.....West Virginia

1977

1. Joe Campbell, de.....Maryland
2. Mike Fultz, dt.....Nebraska
3. Robert Watts, lb.....Boston College
4. traded to Los Angeles for LB Ken Borden
- 5a. Dave Lafary, t.....Purdue
- 5b. Dave Hubbard, t.....Brigham Young
(choice acquired from Baltimore)
- 6a. Cliff Parsley, p.....Oklahoma State
- 6b. Tom Schick, g.....Maryland
(choice acquired from Los Angeles)
7. Greg Boykin, rb.....Northwestern
8. Jimmy Stewart, s.....Tulsa
9. Dave Knowles, t.....Indiana
10. Rafael Septien, k.....S.W. Louisiana
11. John Blain, t.....San Jose State
12. Oakley Dalton, dt.....Jackson State

- 6b. Johnnie Poe, cbMissouri
(choice acquired from Oakland)
- 6c. Glen Redd, lbBrigham Young
7. Kevin Williams, wrUSC
- 8a. traded to New England for g Sam Adams
- 8b. Gene Gladys, lbPenn State
(choice acquired from Buffalo)
- 8c. Kevin Evans, sArkansas
(choice acquired from San Diego)
9. Toussaint Tyler, rbWashington
10. Hokie Gajan, rbLSU
11. Lester Mickens, wrKansas
12. Jim Wilks, dtSan Diego State

1982

1. Lindsay Scott, wrGeorgia
(choice acquired from San Diego)
2. Brad Edelman, cMissouri
- 3a. Rodney Lewis, cbNebraska
- 3b. Eugene Goodlow, wrKansas State
(choice acquired from Minnesota)
- 3c. Kenny Duckett, wrWake Forest
(choice acquired from Washington)
- 3d. John Krimm, sNotre Dame
(choice acquired from San Diego)
4. Morten Andersen, kMichigan State
5. Tony Elliott, ntNorth Texas State
6. Marvin Lewis, rbTulane
7. To Miami for qb Guy Benjamin
- 8b. Chuck Slaughter, tSouth Carolina
- 8b- Traded to Washington
- 12

1983

1. traded to Green Bay for de Bruce Clark
2. Steve Korte, gArkansas
- 3a. John Tice, teMaryland
- 3b. Cliff Austin, rbClemson
(choice acquired from St. Louis)
4. traded to Buffalo
5. Gary Lewis, dtOklahoma State
6. To Cincinnati for te Don Bass
7. to Kansas City for lb Whitney Paul
8. David Greenwood, sWisconsin
- 9- traded to New England
- 12.

1984

1. traded to New York Jets for qb Richard Todd
2. James Geathers, dtWichita State
- 3a. Terry Hoage, sGeorgia
(choice acquired from Buffalo)
- 3b. Tyrone Anthony, rbNorth Carolina
- 4a. to Denver for g Kelvin Clark
- 4b. Joel Hilgenberg, cIowa
(choice acquired from New England)
5. Jitter Fields, cbTexas
6. Don Thorp, ntIllinois
7. traded to Raiders for past consideration
8. Clemon Terrell, rbSouthern Mississippi
9. Brian Hansen, pSioux Falls College

10. Paul David Gray, lbWestern Kentucky
11. Michel Bourgeau, deBoise State
12. Byron Nelson, tArizona

1984 USFL SUPPLEMENTAL DRAFT

1. Vaughan Johnson, lbNorth Carolina State
2. Mel Gray, rbPurdue
3. Steve Bearden, lbVanderbilt

1985

1. traded to Houston for rb Earl Campbell
1. Alvin Toles, lbTennessee
2. Daren Gilbert, tCal State-Fullerton
3. Jack Del Rio, lbUSC
4. Billy Allen, sFlorida State
5. To Washington in George Rogers trade
6. to Atlanta for te Junior Miller
7. Eric Martin, wrLSU
8. Joe Kohlbrand, lbMiami
9. Earl Johnson, cbSouth Carolina
10. To Washington in George Rogers trade
11. To Washington in George Rogers trade
12. Treg Songy, sTulane

1986

1. Jim Dombrowski, tVirginia
2. Dalton Hilliard, rbLSU
- 3a. Rueben Mayes, rbWashington State
(choice acquired from Tampa Bay)
- 3b. Pat Swilling, lbGeorgia Tech
- 3c. Barry Word, rbVirginia
(choice acquired from Indianapolis)
4. Kelvin Edwards, wrLiberty Baptist
5. Reggie Sutton, cbMiami
6. Robert Thompson, wrYoungstown State
7. Gill Fenerty, rbHoly Cross
8. Filipo Mokofisi, lbUtah
9. Merlon Jones, lbFlorida A&M
10. Jonathan Dumbauld, deKentucky
11. Patrick Swoopes, ntMississippi State
12. Sebastian Brown, wrBethune-Cookman

1987

1. Shawn Knight, deBrigham Young
2. Lonzell Hill, wrWashington
3. Michael Adams, cbArkansas State
4. Steve Trapilo, gBoston College
5. Milton Mack, cbAlcorn State
6. Thomas Hensley, wrStanford
7. Gene Atkins, sFlorida A&M
8. Toi Cook, cbStanford
9. Scott Leach, lbOhio State
10. Robert Clark, wrNorth Carolina Central
11. Arthur Wells, teGrambling
12. Tyrone Sorrells, gGeorgia Tech

1988

1. Craig Heyward, fbPittsburgh
2. Brett Perriman, wrMiami
3. Tony Stephens, ntClemson
4. Lydell Carr, fbOklahoma

- 5a. Greg Scales, teWake Forest
(from Kansas City for LB Jack Del Rio)
- 5b. Keith Taylor, cbIllinois
6. Bob Sims, gFlorida
7. Brian Forde, lbWashington St.
8. Glenn Derby, tWisconsin
9. Clarence Nunn, cbSan Diego St.
- 10a. Todd Santos, qbSan Diego St.
(choice acquired from Denver)
- 10b. Vincent Fizer, lbSouthern
11. Gary Couch, wrMinnesota
12. Paul Jurgensen, lbGeorgia Tech

1989

1. Wayne Martin, deArkansas
2. Robert Massey, cbNorth Carolina Central
3. Kim Phillips, cbNorth Texas St.
4. Michael Mayes, cbLSU
5. Kevin Haverdink, tWestern Michigan
6. Floyd Turner, wrNorthwestern (La.) St.
7. David Griggs, lbVirginia
8. Fred Hadley, wrMississippi St.
9. Jerry Leggett, lbCal State-Fullerton
10. Joe Henderson, rbIowa St.
11. Calvin Nicholson, cbOregon St.
12. Michael Cadore, wrEastern Kentucky

1990

1. Renaldo Turnbull, deWest Virginia
2. Vince Buck, cbCentral State (Ohio)
3. Joel Smeenge, deWestern Michigan
4. DeMond Winston, lbVanderbilt
5. Charles Arbuckle, teUCLA
- 6a. Mike Buck, qbMaine
- 6b. James Williams, lbMississippi St.
(choice acquired from Minn. thru Dallas and Raiders)
7. Scott Hough, g/tMaine
- 8a. Gerry Gdowski, qbNebraska
(choice acquired from Raiders)
- 8b. Derrick Carr, deBowling Green
- 9a. Broderick Graves, rbWinston-Salem State
(choice acquired from Raiders)
- 9b. Lonnie Brockman, lbWest Virginia
- 10a. Gary Cooper, wrClemson
(choice acquired from Raiders)
- 10b. Ernest Spears, sUSC
- 11a. Webbie Burnett, ntWestern Kentucky
(choice acquired from Raiders)
- 11b. To Philadelphia for rb Bobby Morse
12. Chris Port, tDuke

1991

1. To Dallas for QB Steve Walsh
2. Wesley Carroll, wrMiami (Fla.)
3. To Dallas for QB Steve Walsh
4. To Raiders for #6, 8, 9, 10, 11 in 1990
5. Reggie Jones, cbMemphis St.
6. Fred McAfee, rbMississippi College
7. Hayward Haynes, gFlorida St.
8. Frank Wainright, teNorthern Colorado

9. Anthony Wallace, rbCalifornia
10. To Tampa Bay for Robert Goff
11. Scott Ross, lbUSC
12. Mark Drabczak, gMinnesota

1992

1. Vaughn Dunbar, rbIndiana
2. To Dallas for Steve Walsh
3. Tyrone Legette, cbNebraska
- 4a. Gene McGuire, cNotre Dame
(choice acquired from Seattle for RB Rueben Mayes)
- 4b. Sean Lumpkin, sMinnesota
- 5a. To Houston for RB Allen Pinkett
- 5b. Torrance Small, wrAlcorn St.
(choice acquired from Detroit for WR Brett Perriman)
6. Kary Vincent, cbTexas A&M
7. To Raiders for S Vencie Glenn
8. Robert Stewart, ntAlabama
9. Donald Jones, lbWashington
10. Marcus Dowdell, wrTennessee St.
11. Mike Gisler, gHouston
12. Scott Adell, tNorth Carolina St.

1993

- 1a. William Roaf, tLouisiana Tech
(choice acquired from Detroit for LB Pat Swilling)
- 1b. Irv Smith, teNotre Dame
(choice acquired from Phoenix through San Francisco in exchange of 1st-round picks)
2. Reggie Freeman, lbFlorida St.
3. To San Francisco as part of swap of first-round picks
- 4a. Lorenzo Neal, fbFresno St.
(choice acquired from Detroit for LB Pat Swilling)
- 4b. Derek Brown, rbNebraska
5. Tyrone Hughes, cbNebraska
6. Ronnie Dixon, ntCincinnati
7. Othello Henderson, sUCLA
8. Jon Kirksey, ntCal St.- Sacramento

1994

1. Joe Johnson, deLouisville
(swapped first-round picks with N.Y. Jets)
2. Mario Bates, rbArizona St.
3. Winfred Tubbs, lbTexas
4. Doug Nussmeier, qbIdaho
- 5a. Herman Carroll, deMississippi St.
- 5b. Craig Novitsky, gUCLA
(from N.Y. Jets)
6. Derrell Mitchell, wrTexas Tech
7. Lance Lundberg, tNebraska

1995

1. Mark Fields, lbWashington St.
2. Ray Zellars, fbNotre Dame
3. Mike Verstegen, tWisconsin
4. Dameian Jeffries, deAlabama
5. William Strong, cbNorth Carolina St.
6. Lee DeRamus, wrWisconsin

- 7a. To Rams for QB Jim Everett
7b. Travis Davis, s Notre Dame
(Compensatory)

1996

1. Alex Molden, cb Oregon
2. Je'Rod Cherry, cb California
3. Brady Smith, de Colorado St.
4. Ricky Whittle, rb Oregon
5a. Mercury Hayes, wr Michigan
(from Baltimore for cb Reginald Jones)

- 5b. Tom Ackerman, g Eastern Washington
5c. Terry Guess, wr Gardner-Webb
(Compensatory)
6a. Keno Hills, t Southwestern Louisiana
6b. Toderick Malone, wr Alabama
(Compensatory)
7a. To Oakland for DT Willie Broughton
7b. Henry Lusk, te Utah
(Compensatory)

NEW ORLEANS SAINTS ON PRIME TIME**ABC Monday Night Football (6-12)**

- Sep. 25, 1972 — Kansas City 20, New Orleans 17, at New Orleans (70,793)
Sep. 24, 1973 — Dallas 40, New Orleans 3, at Dallas (52,715)
Nov. 25, 1974 — Pittsburgh 28, New Orleans 7, at New Orleans (71,907)
Dec. 3, 1979 — Oakland 42, New Orleans 35, at Superdome (65,541)
Nov. 24, 1980 — L.A. Rams 27, New Orleans 7, at Superdome (53,448)
Nov. 21, 1983 — N.Y. Jets 31, New Orleans 28, at Superdome (68,606)
Nov. 19, 1984 — New Orleans 27, Pittsburgh 24, at Superdome (66,005)
Oct. 3, 1988 — New Orleans 20, Dallas 17, at Superdome (68,474)
Nov. 6, 1989 — San Francisco 31, New Orleans 13, at S.F. (60,667)
Dec. 18, 1989 — New Orleans 30, Philadelphia 20, at Superdome (59,218)
Sep. 10, 1990 — San Francisco 13, New Orleans 12 at Superdome (68,629)
Dec. 31, 1990 — New Orleans 20, L.A. Rams 17 at Superdome (68,647)
Dec. 16, 1991 — New Orleans 27, L.A. Raiders 0 at Superdome (68,625)
Nov. 23, 1992 — New Orleans 20, Washington 3 at Superdome (68,591)
Nov. 22, 1993 — San Francisco 42, New Orleans 7 at S.F. (66,500)
Dec. 20, 1993 — New York Giants 24, New Orleans 14 at Superdome (69,036)
Nov. 28, 1994 — San Francisco 35, New Orleans 14 at Superdome (61,304)
Dec. 19, 1994 — Dallas 24, New Orleans 16 at Superdome (67,323)

Sunday Night (5-5)

- Oct. 21, 1984 — Dallas 30, New Orleans 27 at Texas Stadium (OT)(50,966)(ABC)
Nov. 27, 1988 — N.Y. Giants 13, New Orleans 12 at Superdome (66,526)(ESPN)
Nov. 26, 1989 — L.A. Rams 20, New Orleans 17 at Superdome (OT)(64,274)(ESPN)
Sep. 15, 1991 — New Orleans 24, L.A. Rams 7 at Superdome (68,583)(TNT)
Nov. 24, 1991 — Atlanta 23, New Orleans 20 at Superdome (OT)(68,591)(ESPN)
Sep. 27, 1992 — San Francisco 16, New Orleans 10 at Superdome (68,591)(TNT)
Oct. 11, 1992 — New Orleans 13, L.A. Rams 10 at Superdome (68,591)(TNT)
Sep. 5, 1993 — New Orleans 33, Houston 21 at Superdome (69,029)(TNT)
Dec. 11, 1994 — New Orleans 29, Atlanta 20 at Georgia Dome (61,307)(ESPN)
Nov. 26, 1995 — New Orleans 34, Carolina 26 at Superdome (39,580)(ESPN)

Thursday Night (1-0)

- Dec. 3, 1992 — New Orleans 22, Atlanta 14 at Superdome (68,591)(ESPN)

SAINTS ALL-TIME ROSTER**COACHES**

Amadee, Lynn LSU.....	1973
Barnes, Billy Ray — Wake Forest.....	1969-70, 1975
Beake, John — Trenton St.....	1976-77
Beard, Ed — Tennessee.....	1978-80
Biles, Ed — Miami (Ohio).....	1969-70
Boudreau, Paul — Boston College.....	1987-93
Buchanan, Buck — Grambling.....	1976-77
Campbell, Whitey — Miami.....	1976-80
Capers, Dom — Mount Union.....	1986-91
Champion, Jim — Mississippi St.....	1971-72
Cummings, Bob — Vanderbilt.....	1973-75
Dickson, George — Notre Dame.....	1967-68
Ecklund, Brad — Oregon.....	1968-70
Erkenbeck, Jim — San Diego St.....	1986
Everest, Andy — Texas-El Paso.....	1981-85
Fangio, Vic — East Stroudsburg.....	1986-94
Faulkner, Jack — Miami (Ohio).....	1967-69
Fears, Tom — UCLA.....	1967-70
Franklin, Chet — Utah.....	1978-79
Garrett, Jim — Utah State.....	1976-77
Glick, Fred — Colorado St.....	1980
Haslett, Jim — Indiana (Pa.).....	1995
Hatley, Mark — Oklahoma St.....	1985
Heffeler, Ernie — Duquesne.....	1975
Heinrich, Don — Washington.....	1969-70
Hewgley, Wimp — Wyoming.....	1974-75
Hill, Bob — Jackson State.....	1978-79
Hill, King — Rice.....	1981-85
Hughes, Ed — Tulsa.....	1978-80
Kennan, Larry — LaVerne.....	1995
Khayat, Ed — Tulane.....	1967-70
Kiffin, Monte — Nebraska.....	1995
Kolite, Rich — Wagner.....	1977
Ledbetter, Bob — Mississippi Industrial.....	1974-75
Levra, John — Pittsburg (Kan.).....	1981-85
Marciano, Joe — Temple.....	1986-95
Matsko, John — Kent St.....	1994-95
Matuszak, Marv — Tulsa.....	1971-73
Mauck, Carl — Southern Illinois.....	1982-85
McHan, Lamar — Arkansas.....	1974-75, 1978-84
Mora, Jim E. — Occidental.....	1986-95
Mora, Jim L. — Washington.....	1992-95
Myers, Chip — Northwestern (Okla.) St.....	1994
Nicolau, Nick — Southern Connecticut.....	1980
Nolan, Dick — Maryland.....	1977-80
North, John — Vanderbilt.....	1973-75
Nunnely, Wayne — Nevada-Las Vegas.....	1995
Paternostro, Russell — San Diego St.....	1981-85
Pease, John — Utah.....	1986-94
Phillips, Jim (Red) — Auburn.....	1973-75
Phillips, O.A. (Bum) — S.F. Austin.....	1981-85
Phillips, Wade — Houston.....	1981-85
Pratt, Tom — Miami.....	1978-80
Riecke, Lou — LSU.....	1980
Richardson, Harold — SMU.....	1981-85
Roberts, J.D. — Oklahoma.....	1967-68, 1971-73
Roy, Alvin — LSU.....	1976-77
Royer, Jim — Navy.....	1970-72
Rutigiano, Sam — Tulsa.....	1976-77
Shaw, Bob — Ohio State.....	1967-68
Shipp, Ken — Middle Tennessee St.....	1971-72
Shively, Doug — Kentucky.....	1974-76
Sidwell, Steve — Colorado.....	1986-94
Skipper, Jim — Whittier.....	1986-95
Smith, Carl — Cal Poly-SLO.....	1986-95
Smith, Jerry — Wisconsin.....	1969-70
Spencer, Joe — Oklahoma St.....	1981-85
Stanfel, Dick — San Francisco.....	1976-80
Stram, Hank — Purdue.....	1976-77
Tate, Charlie — Florida.....	1971
Trimble, Steve — Maryland.....	1995
Van Zandt, Lance — Lamar.....	1981-84
Walters, Steve — Arkansas.....	1986-95
Warren, Frank — Auburn.....	1995
White, Dixie — Texas Tech.....	1973
Whitehead, Bud — Florida St.....	1971-75
Withers, Everett — Appalachian St.....	1994
Wiggin, Paul — Stanford.....	1978-79
Wood, Dick — Auburn.....	1976-77
Young, John Paul — Texas-El Paso.....	1981-85
Yowarsky, Walt — Kentucky.....	1967-68
Zapalac, Willie — Texas A&M.....	1981-85

PLAYERS

(Players who have spent at least one regular season game on the active roster)

A

Abramowicz, Dan (WR) — Xavier (Ohio) ..1967-73
Absher, Dick (LB) — Maryland1969-71
Adams, Michael (DB) — Arkansas St.....1987-88

Adams, Sam (G) — Prairie View	1981
Adams, Scott (G) — Georgia	1994
Adkins, Margene (WR) — Henderson J.C.	1972
Alexander, Vincent (FB) — Southern Miss	1987
Allen, Eric (CB) — Arizona St.	1995
Alphin, Gerald (WR) — Kansas St.	1990-91
Andersen, Morten (K) — Michigan St.	1982-94
Anderson, Dick (T) — Ohio St.	1967
Anderson, Gary (G) — Stanford	1978
Anderson, Jesse (TE) — Mississippi St.	1993
Andrus, Sheldon (NT) — Nicholls State	1986-87
Anthony, Tyrone (RB) — North Carolina	1984-85
Askson, Bert (TE) — Texas Southern	1973
Athas, Pete (S) — Tennessee	1976
Atkins, Doug (DE) — Tennessee	1967-69
Atkins, Gene (S) — Florida A&M	1987-93
Austin, Cliff (RB) — Clemson	1983

B

Backes, Tom (G) — Oklahoma	1993
Baker, Melvin (WR) — Michigan	1975
Baker, Tony (RB) — Iowa St.	1968-71
Banks, Gordon (WR) — Stanford	1980-81
Barnhardt, Tommy (P) — N. Carolina	1987, 89-94
Barnwell, Malcolm (WR) — Virginia Union	1985
Barrington, Tom (RB) — Ohio St.	1967-70
Bass, Don (TE) — Houston	1982
Bates, Mario (RB) — Arizona St.	1994-95
Baumgartner, Steve (DE) — Purdue	1973-77
Beasley, John (TE) — California	1973-74
Bell, Carlos (TE) — Houston	1971
Benjamin, Guy (QB) — Stanford	1980
Bennett, Barry (DE) — Concordia (Minn.) ..	1978-81
Bennett, Monte (DT) — Kansas State	1981
Benson, Cliff (TE) — Purdue	1987-88
Beverly, Dwight (RB) — Illinois	1987
Blanchard, Cary (K) — Oklahoma St.	1992
Blanchard, Tom (P) — Oregon	1974-78
Board, Dwaine (DE) — North Carolina A&T ..	1988
Boeke, Jim (T) — Heidelberg	1968
Bordelon, Ken (LB) — LSU	1976-77, 79-82
Bosarge, Wade (DB) — Tulsa	1977
Botkin, Kirk (TE) — Arkansas	1994-95
Boyarsky, Jerry (NT) — Pittsburgh	1981
Boyd, Greg (S) — Arizona	1974
Boykin, Greg (RB) — Northwestern	1977
Brannon, Robert (DE) — Arkansas	1987
Brenner, Hoby (TE) — USC	1981-93
Brewer, Johnny (LB) — Mississippi	1968-70

Brien, Doug (K) — California	1995
Brock, Stan (T) — Colorado	1980-92
Broughton, Willie (DT) — Miami (Fla.)	1995
Brown, Bob (TE) — Alcorn A&M	1972-73
Brown, Charlie (RB) — Missouri	1967-68
Brown, Derek (RB) — Nebraska	1993-95
Brown, Ray (SS) — West Texas St.	1978-80
Buck, Mike (QB) — Maine	1990-93
Buck, Vince (DB) — Central St. (Oh.)	1990-95
Burchfield, Don (TE) — Ball St.	1971
Burke, Vern (TE) — Oregon St.	1967
Burkett, Jackie (LB) — Auburn	1967-70
Burns, Ed (QB) — Nebraska	1978-80
Burris, Bo (S) — Houston	1967-69
Burrough, Ken (WR) — Texas Southern	1970
Burton, Larry (WR) — Purdue	1975-77
Butler, Bill (RB) — Kansas State	1972-74
Butler, Skip (K) — Texas-Arlington	1971
Byrd, Israel (CB) — Utah St.	1993-95

C

Campbell, Earl (RB) — Texas	1984-85
Campbell, Joe (DE) — Maryland	1977-80
Campen, James (C/G) — Tulane	1987-88
Capone, Warren (LB) — LSU	1976
Carr, Tom (DE) — Morgan St.	1968
Carroll, Herman (DE) — Mississippi St.	1994
Carroll, Wesley (WR) — Miami (Fla.)	1991-92
Carter, David (C) — Western Kentucky	1984-85
Cassady, Craig (DB) — Ohio St.	1977
Caster, Rich (TE) — Jackson St.	1981
Chambers, Rusty (LB) — Tulane	1975-76
Chandler, Wes (WR) — Florida	1978-81
Chapman, Clarence (CB) — Eastern Mich.	1976-80
Chapman, Gil (WR) — Michigan	1975
Childs, Henry (TE) — Kansas St.	1974-80
Childs, Ron (LB) — Washington St.	1995
Cipa, Larry (QB) — Michigan	1974-75
Clark, Bruce (DE) — Penn State	1982-88
Clark, Kelvin (G) — Nebraska	1982-85
Clark, Robert (WR) — N.C. Central	1987-88
Clark, Vinnie (CB) — Ohio St.	1994
Cody, Bill (LB) — Auburn	1967-70
Cofer, Mike (K) — North Carolina State	1987
Colchico, Dan (DE) — San Jose St.	1969
Coleman, Don (LB) — Michigan	1974-75
Collins, Larry (RB) — Texas A&I	1980
Colman, Wayne (LB) — Temple	1969-74, 76
Commiskey, Chuck (G) — Mississippi	1986-88

Conner, Darion (LB) — Jackson St.	1994
Contz, Bill (T) — Penn State	1986-88
Cook, Tol (CB) — Stanford	1987-93
Coombs, Larry (C) — Idaho	1980
Cooper, Richard (T) — Tennessee	1990-95
Cordileone, Lou (DT) — Clemson	1967-68
Cordill, Ollie (P) — Memphis St.	1969
Cortez, Bruce (CB) — Parsons	1967
Covington, John (S) — Notre Dame	1995
Crangle, Mike (DE) — Tennessee-Martin	1972
Creech, Bob (LB) — TCU	1973
Crist, Chuck (S) — Penn St.	1975-77
Croom, Sylvester (C) — Alabama	1975
Crosby, Ron (LB) — Penn St.	1978
Cunningham, Carl (LB) — Houston	1971
Cuzzo, Gary (QB) — Virginia	1967

D

Dalton, Oakley (DT) — Jackson St.	1977
Davidson, Jeff (T) — Ohio St.	1994
Davis, Bob (QB) — Virginia	1973
Davis, Dave (WR) — Tennessee St.	1974
Davis, Dick (RB) — Nebraska	1970
Davis, Norman (G) — Grambling	1969
Davis, Ted (LB) — Georgia Tech.	1967-69
Davis, Travis (NT) — Michigan St.	1990
Davis, Travis (S) — Notre Dame	1995
Dawsey, Stacey (WR) — Indiana	1987
DeForest, Joe (LB) — Southwestern La.	1987
DeGrenier, Jack (RB) — Texas-Arlington	1974
DeRamus, Lee (WR) — Wisconsin	1995
DeRatt, Jim (DB) — North Carolina	1975
Del Rio, Jack (LB) — USC	1985-86
Dempsey, Tom (K) — Palomar J.C.	1969-70
Derby, Glenn (T) — Wisconsin	1989-90
Didion, John (LB-C) — Oregon St.	1971-74
Dixon, Ernest (LB) — South Carolina	1994-95
Dixon, Ronnie (NT) — Cincinnati	1993
Dobler, Conrad (G) — Wyoming	1978-79
Dodd, Al (WR) — Northwestern La.	1969-71
Dombrowski, Jim (G/T) — Virginia	1986-95
Donovan, Tom (WR) — Penn State	1980
Dorris, Andy (DE) — New Mexico St.	1973-76
Douglas, John (CB) — Texas Southern	1967-68
Douglass, Bobby (QB) — Kansas	1976-77
Dowdell, Marcus (WR) — Tennessee St.	1992-93
Duckett, Kenny (WR) — Wake Forest	1983-84
Dumbauld, Jonathan (DE) — Kentucky	1986, 88
Dunbar, Jubilee (WR) — Southern	1973

Dunbar, Karl (DE) — LSU	1993
Dunbar, Vaughn (RB) — Indiana	1992, 94-95
Durkee, Charlie (K) — Okla. St.	1967-68, 1971-72
Dusenberry, Bill (RB) — J.C. Smith	1970

E

Early, Quinn (WR) — Iowa	1991-95
Edelman, Brad (G) — Missouri	1982-89
Edwards, Kelvin (WR) — Liberty Baptist	1986
Elliott, Ted (NT) — Mankato State	1987
Elliott, Tony (NT) — North Texas St.	1982-88
Emanuel, Frank (LB) — Tennessee	1970
Epps, Tory (DT) — Memphis St.	1995
Erleben, Russell (K-P) — Texas	1979-83
Estes, Lawrence (DE) — Alcorn A&M	1970-71
Evans, Chuck (LB) — Stanford	1980-81
Everett, Jim (QB) — Purdue	1994-95

F

Fagan, Julian (P) — Mississippi	1970-72
Farasopolos, Chris (S) — Brigham Young	1974
Farber, Hap (LB) — Mississippi	1970
Faulkner, Jeff (DE) — Southern	1993
Federspiel Joe (LB) — Kentucky	1972-80
Feller, Happy (K) — Texas	1972-73
Felton, Eric (CB) — Texas Tech	1978-80
Fenerty, Gill (RB) — Holy Cross	1990-91
Ferguson, Jim (LB) — USC	1968
Fersen, Paul (T) — Georgia	1973-74
Fichtner, Ross (S) — Purdue	1968
Fields, Jitter (PR) — Texas	1984
Fields, Mark (LB) — Washington St.	1995
Fifer, Bill (G) — West Texas St.	1978
Fink, Mike (CB) — Missouri	1973
Finnie, Roger (T) — Florida A&M	1979
Flanigan, Jim (LB) — Pittsburgh	1971
Ford, James (RB) — Texas Southern	1971-72
Forde, Brian (LB) — Washington St.	1988-91
Fourcade, John (QB) — Mississippi	1987-90
Fourcade, Keith (LB) — Mississippi	1987
Fowler, Bobby (FB) — Louisiana Tech	1984-85
Fraser, Jim (P) — Wisconsin	1968
Frazier, Paul (RB) — Northwestern La.	1989
Freeman, Reggie (LB) — Florida St.	1993
Fritsch, Toni (K) — None	1982
Fuller, Johnny (S) — Lamar	1973-75
Fultz, Mike (DT) — Nebraska	1977-80

G

Gajan, Hokie (FB) — LSU	1982-85
Galbreath, Tony (RB) — Missouri	1976-80
Garrett, Len (TE) —	
New Mexico Highlands	1973-75
Garcia, Jim (DE) — Purdue	1967
Gary, Russell (SS) — Nebraska	1981-86
Geathers, James (DE) — Wichita St.	1984-89
Gibbs, Donnie (P) — TCU	1974
Gibson, Antonio (SS) — Cincinnati	1986-89, 92
Gilbert, Daren (T) — Cal State-Fullerton ..	1985-88
Gilliam, John (WR) — S. Carolina St.	1967-68, 1977
Glenn, Vencie (S) — Indiana St.	1991
Goff, Robert "Pig" (NT) — Auburn	1990-95
Goich, Dan (DT) — California	1971
Goodlow, Eugene (WR) — Kansas State ..	1983-86
Gottschalk, Darren (TE) — Cal Lutheran ..	1987
Granger, Hoyle (RB) — Mississippi St.	1971
Gray, Cecil (T) — North Carolina	1993
Gray, David (DB) — East Los Angeles JC ..	1979
Gray, Kevin (DB) — Eastern Illinois	1982
Gray, Leon (T) — Jackson St.	1982-83
Gray, Mel (RB) — Purdue	1986-88
Green, Arthur (RB) — Albany St.	1972
Green, Sammy (LB) — Florida	1980
Gregory, Ted (NT) — Syracuse	1988
Gresham, Bob (RB) — West Virginia	1971-72
Grooms, Elois (DE) — Tennessee Tech ..	1975-81
Gros, Earl (RB) — LSU	1970
Gross, Lee (C) — Auburn	1975-77
Groth, Jeff (WR) — Bowling Green	1981-85
Gunn, Mark (DE) — Pittsburgh	1994
Gwinn, Ross (G) — Northwestern La.	1968

H

Hall, Tom (WR) — Minnesota	1967
Hall, Willie (LB) — USC	1972-73
Hamilton, Andy (WR) — LSU	1975
Hanna, Jim (NT) — Louisville	1994
Hansen, Brain (P) — Sioux Falls	1984-88
Harding, Greg (DB) — Nicholls St.	1984
Hardy, Larry (TE) — Jackson St.	1978-85
Hargett, Edd (QB) — Texas A&M	1969-72
Harris, Bill (RB) — Colorado	1971
Harris, Herbert (WR) — Lamar	1986-87
Harris, Ike (WR) — Iowa St.	1978-81
Harris, Rod (WR) — Texas A&M	1989
Harrison, Victor (WR) — North Carolina ..	1987

Hart, Ben (S) — Oklahoma	1967
Hart, Jeff (T) — Oregon St.	1976
Hart, Tommy (DE) — Morris Brown	1980
Harvey, George (G) — Kansas	1967
Harvey, Richard Jr. (LB) — Tulane	1995
Harvey, Richard Sr. (DB) — Jackson St.	1971
Haverdink, Kevin (T) — Western Michigan ..	1989-91
Havrilak, Sam (WR) — Bucknell	1974
Hayes, Billie (CB) — San Diego St.	1972
Haynes, James (LB) — Mississippi Valley ..	1984-89
Haynes, Michael (WR) — Northern Arizona ..	1994-95
Hazelton, Major (DB) — Florida A&M	1970
Hebert, Bobby (QB) — Northwestern La.	1985-89, 91-92
Heidel, Jimmy (S) — Mississippi	1967
Henderson, Othello (S) — UCLA	1993-94
Herrmann, Don (WR) — Waynesburg St.	1975-77
Hester, Jim (TE) — North Dakota	1967-69
Hester, Ray (LB) — Tulane	1971-73
Heyward, Craig (FB) — Pittsburgh	1988-92
Hilgenberg, Jay (C) — Iowa	1993
Hilgenberg, Joel (C/G) — Iowa	1984-93
Hill, John (C) — Lehigh	1975-84
Hill, Lonzell (WR) — Washington	1987-90
Hilliard, Dalton (RB) — LSU	1986-93
Hines, Glen Ray (T) — Arkansas	1971-72
Hoage, Terry (DB) — Georgia	1984-85
Hobbs, Billy (LB) — Texas A&M	1972
Hodge, Milford (DE) — Washington St.	1986
Hodson, Tom (QB) — LSU	1995
Holden, Sam (T) — Grambling	1971
Hollas, Hugo (S) — Rice	1970-72
Holloway, Stan (LB) — California	1980
Holmes, Jack (RB) — Texas Southern	1978-82
Housman, Walter (T/G) — Upsala	1987
Howard, Gene (CB) — Langston	1968-70
Howell, Delles (CB) — Grambling	1970-72
Huard, John (LB) — Maine	1971
Hubbard, Dave (T) — Brigham Young	1977
Hudson, Nat (G) — Georgia	1981
Hughes, Pat (LB) — Boston U.	1977-79
Hughes, Tyrone (CB) — Nebraska	1993-95
Hunt, Kevin (T) — Doane	1978
Hurley, Bill (DB) — Syracuse	1982-83
Hyatt, Fred (WR) — Auburn	1973

I

Ingram, Kevin (QB) — East Carolina	1987
--	------

J

Jackson, Ernie (CB) — Duke	1972-77
Jackson, Rickey (LB) — Pittsburgh	1981-93
Jacobs, Harry (LB) — Bradley	1970
Jakes, Van (CB) — Kent St.	1986-88
James, Philip (C) — Southern	1987
Jean Batiste, Garland (FB) — LSU	1987
Jeffries, Dameian (DE) — Alabama	1995
Jennings, Stanford (RB) — Furman	1991
Jetton, Paul (G) — Texas	1992-93
Johnson, Bennie (CB) — J.C. Smith	1976
Johnson, Bobby (DB) — Texas	1983-84, 1986
Johnson, Carl (G) — Nebraska	1972-73
Johnson, Earl (CB) — South Carolina	1985
Johnson, Joe (DE) — Louisville	1994-95
Johnson, John (LB) — Clemson	1995
Johnson, Nate (RB) — Texas Southern	1987
Johnson, Tyrone (WR) — Western (Col.) St. ..	1994
Johnson, Undra (RB) — West Virginia	1989
Johnson, Vaughan (LB) — N.C. State	1986-93
Johnson, Walter (LB) — Louisiana Tech	1989
Jones, Andrew (RB) — Washington St.	1975-76
Jones, Brian (LB) — Texas	1995
Jones, Ernest (DE) — Oregon	1995
Jones, Jerry (T) — Bowling Green	1967-69
Jones, Kim (FB) — Colorado St.	1976-79
Jones, Mike (WR) — Tennessee St.	1986-87, 1989
Jones, Reginald (CB) — Memphis St.	1991-94
Jones, Selwyn (CB) — Colorado St.	1994
Jordan, Buford (FB) — McNeese St.	1986-92
Jordan, Jimmy (RB) — Florida	1967
Jurich, Tom (K) — Northern Arizona	1978

K

Kaplan, Ken (T) — New Hampshire	1987
Kearney, Jim (S) — Prairie View	1976
Keim, Mike (T) — Brigham Young	1991
Kelley, Les (RB) — Alabama	1967-69
Kelly, Mike (TE) — Davidson	1973
Kempf, Florian (K) — Pennsylvania	1987
Kennard, Derek (G) — Nevada-Reno	1991-93
Kilmer, Billy (QB) — UCLA	1967-70
King, Ed (G) — Auburn	1995
Kimbrough, Elbert (S) — Northwestern	1968
Kingrea, Rick (LB) — Tulane	1973-77
Kline, Alan (T) — Ohio St.	1994-95
Knafeic, Greg (TE) — Notre Dame	1983

Knight, Shawn (DE) — Brigham Young	1987
Knowles, David (T) — Indiana	1977
Kohlbrand, Joe (LB) — Miami (Fla.)	1985-89
Kopay, Dave (LB) — Washington	1971
Korte, Steve (C) — Arkansas	1983-90
Kovach, Jim (LB) — Kentucky	1979-85
Kramer, Kent (TE) — Minnesota	1967
Kramer, Tommy (QB) — Rice	1990
Krimm, John (S) — Notre Dame	1982
Kupp, Jake (G) — Washington	1967-75
Kuziel, Bob (C) — Pittsburgh	1972

L

Lafary, Dave (T) — Purdue	1977-85
LaGrand, Morris (RB) — Tampa	1975
LaPorta, Phil (T) — Penn State	1974-75
Laufenberg, Babe (QB) — Indiana	1986
Lawson, Odell (RB) — Langston	1973-74
Leach, Scott (LT) — Ohio State	1987
Leach, William (G/T) — North Carolina State ..	1987
Lee, Bivian (CB) — Prairie View	1971-75
Lee, Carl (DB) — Marshall	1994
Lee, Mark (CB) — Washington	1991
Legette, Tyrone (CB) — Nebraska	1992-95
Leggett, Brad (C) — USC	1990-91
Leggett, Earl (DT) — LSU	1967-68
Lemon, Mike (LB) — Kansas	1975
Lewis, Gary (RB) — Arizona St.	1970
Lewis, Gary (NT) — Oklahoma St.	1983
Lewis, Marvin (RB) — Tulane	1982
Lewis, Reggie (DE) — San Diego St.	1983-84
Lewis, Rodney (CB) — Nebraska	1982-84
Leypoldt, John (K) — None	1978
Linden, Errol (T) — Houston	1969-70
Lindsey, Dale (LB) — Western Kentucky	1973
Linhart, Toni (K) — Austria Tech	1972
Lipps, Louis (WR) — Southern Mississippi	1992
Livingston, Andy (RB) — Phoenix JC	1969-70
Loberg, Greg (G/T) — California	1987
Logan, Obert (S) — Trinity	1967
Lohmiller, Chip (K) — Minnesota	1995
Long, Dave (DE) — Iowa	1969-72
Looney, Joe Don (RB) — Oklahoma	1969
Loric, Tony (RB) — Arizona St.	1968-69
Lumpkin, Sean (S) — Minnesota	1992-95
Lyons, Dicky (S) — Kentucky	1970

Mc

McAfee, Fred (RB) — Mississippi Coll.	1991-93
McCall, Don (RB) — USC	1967-68, 1970
McClard, Bill (K) — Arkansas	1973-75
McCleskey, J.J. (WR/S) — Tennessee	1993-95
McCollum, Andy (G) — Toledo	1994-95
McCormick, Dave (T) — LSU	1967-68
McCoy, Larry (LB) — Lamar	1987
McCullough, Earl (WR) — USC	1974
McGill, Ralph (S) — Tulsa	1978-79
McGuire, Gene (C) — Notre Dame	1992
McIntosh, Toddrick (DE) — Florida St.	1995
McLemore, Dana (DB) — Hawaii	1986
McNeill, Tom (P) — Stephen F. Austin	1967-69
McNeill, Rod (RB) — USC	1974-75
McQuay, Leon (RB) — Tampa	1976

M

Mack, Cedric (CB) — Baylor	1992-93
Mack, Milton (CB) — Alcorn St.	1987-91
Manning, Archie (QB) — Mississippi	1971-75, 1977-82
Marchiol, Ken (LB) — Mesa (Colo.)	1987
Marrone, Doug (G) — Syracuse	1989
Marsalis, Jim (S) — Tennessee St.	1977
Marshall, James (DB) — Jackson St.	1980
Martin, Chris (LB) — Auburn	1983
Martin, D'artagnan (CB) — Kentucky	1971
Martin, Eric (WR) — LSU	1985-93
Martin, Wayne (DE/DT) — Arkansas	1989-95
Martini, Rich (WR) — Cal-Davis	1981
Massey, Robert (CB) — N.C. Central	1989-90
Mathis, Reggie (LB) — Oklahoma	1979-80
Matthews, Henry (RB) — Michigan St.	1973
Maurer, Andy (G) — Oregon	1974
Mauti, Rich (WR) — Penn State	1977-80, 82-83
Maxie, Brett (S) — Texas Southern	1985-93
Maxson, Alvin (RB) — SMU	1974-76
Mayes, Michael (CB) — LSU	1989
Mayes, Rueben (RB) — Washington St.	1986-88, 90
Merkens, Guido (QB/WR/DB) — Sam Houston	1980-85
Merlo, Jim (LB) — Stanford	1973-74, 76-79
Merrill, Casey (DT) — Cal-Davis	1986
Meseroll, Mark (T) — Florida St.	1978
Middleton, Rick (LB) — Ohio St.	1974-75
Mike-Mayer, Steve (K) — Maryland	1978
Miller, Junior (TE) — Nebraska	1984

Miller, Les (NT) — Ft. Hays St.	1991-94
Miller, Mike (WR) — Tennessee	1985
Mills, Sam (LB) — Montclair St.	1986-94
Minor, Lincoln (RB) — New Mexico St.	1973
Mitchell, Derrell (WR) — Texas Tech	1994
Montgomery, Marv (T) — USC	1976-77
Moore, Doug (DE) — Whittier	1971-72
Moore, Derland (NT) — Oklahoma	1973-85
Moore, Jerry (S) — Arkansas	1973-74
Moore, Reynaud (CB) — UCLA	1971
Mooring, John (T) — Tampa	1974
Morgan, Mike (LB) — LSU	1969-70
Morris, Chris (T) — Indiana	1975
Morrison, Don (T) — Texas-Arlington	1971-77
Morse, Bobby (FB) — Michigan St.	1989-91
Muncie, Chuck (RB) — California	1976-80
Muster, Brad (FB) — Stanford	1993-94
Myers, Tommy (S) — Syracuse	1972-81

N

Nairne, Rob (LB) — Oregon	1981-83
Neal, Lorenzo (FB) — Fresno St.	1993-95
Neal, Richard (DE) — Southern	1969-72, 1978
Ned, Derrick (FB) — Grambling St.	1993-95
Nevett, Elijah (CB) — Clark	1967-70
Newland, Bob (WR) — Oregon	1971-74
Newman, Anthony (S) — Oregon	1995
Newman, Patrick (WR) — Utah St.	1991-93
Newsome, Billy (DE) — Grambling	1973-74
Nicholson, Calvin (CB) — Oregon St.	1989, 91
Ninowski, Jim (QB) — Michigan St.	1969
Novitsky, Craig (C/T) — UCLA	1994-95
Nussmeier, Doug (QB) — Idaho	1994-95
Nyval, Vic (RB) — Northwestern La.	1970

O

Ogden, Ray (WR) — Alabama	1967
O'Neal, Ken (TE) — Oklahoma State	1987
O'Neal, Steve (P) — Texas A&M	1973
Otis, Jim (RB) — Ohio St.	1970
Oubre, Louis (G) — Oklahoma	1982-84
Owens, Artie (WR) — West Virginia	1980
Owens, Joe (DE) — Alcorn A&M	1971-75
Owens, Tinker (WR) — Oklahoma	1976, 1978-80

P

Pahukoa, Shane (S) — Washington	1995
Palmer, Dick (LB) — Kentucky	1972-73

Parker, Joel (WR) — Florida	1974-75, 77
Parker, Steve (DE) — Idaho	1980
Parks, Dave (TE) — Texas Tech	1968-72
Partridge, Rick (P) — Utah	1979
Pattison, Mark (WR) — Washington	1987-88
Paul, Whitney (LB) — Colorado	1982-85
Pelluer, Scott (LB) — Washington St.	1981-85, 87
Perot, Petey (G) — Northwestern La.	1985
Periman, Brett (WR) — Miami (Fla.)	1988-90
Perry, Vernon (S) — Jackson St.	1983
Petry, Stan (CB) — Texas Christian	1991
Phillips, Jess (RB) — Michigan St.	1973-74
Phillips, Kim (CB) — North Texas	1989
Pietrzak, Jim (C) — Eastern Michigan	1979-84
Pitts, Elijah (RB) — Philander Smith	1970
Poage, Ray (TE) — Texas	1967-70
Poe, Johnnie (CB) — Missouri	1981-87
Pollard, Bob (DE) — Weber St.	1971-77
Port, Chris (G/T) — Duke	1991-95
Porter, Rufus (LB) — Southern	1995
Preece, Steve (DB) — Oregon St.	1969
Price, Elex (DT) — Alcorn St.	1973-80
Proffit, Joe (RB) — Northeast La.	1973
Prudhomme, Remi (G-C) — LSU	1971-72

R

Rackley, David (DB) — Texas Southern	1985
Ramsey, Nate (S) — Indiana	1973
Ramsey, Steve (QB) — North Texas St.	1970
Rasley, Rocky (G) — Oregon St.	1974
Ray, Ricky (CB) — Norfolk St.	1979-80
Reaves, Ken (CB) — Norfolk St.	1974
Rebowe, Rusty (LB) — Nicholls St.	1978
Redd, Glen (LB) — Brigham Young	1981, 83-86
Reese, Don (DE) — Jackson St.	1978-80
Rengel, Mike (DT) — Hawaii	1969
Rhem, Steve (WR) — Minnesota	1994-95
Ricardo, Benny (K) — San Diego St.	1980-81
Rice, Floyd (LB) — Alcorn St.	1978
Richey, Mike (T) — North Carolina	1970
Riley, Preston (WR) — Memphis St.	1973
Riordan, Tim (QB) — Temple	1987
Rissmiller, Ray (T) — Georgia	1967
Roaches, Carl (KR) — Texas A&M	1985
Roaf, William (T) — Louisiana Tech	1993-95
Roberts, Walt (WR) — San Jose St.	1967
Robinson, Craig (T) — Houston	1972-73
Robinson, Virgil (RB) — Grambling	1971-72
Rodenberger, Jeff (FB) — Maryland	1987

Roe, Bill (LB) — Colorado	1987
Rogers, George (HB) — South Carolina	1981-84
Rogers, Jimmy (RB) — Oklahoma	1980-84
Rogers, Steve (RB) — LSU	1975
Rollins, Baron (G) — Louisiana Tech	1994
Rose, George (CB) — Auburn	1967
Ross, Scott (LB) — USC	1991
Roth, Tom (C/G) — Southern Illinois	1994
Rourke, Jim (T) — Boston College	1985
Roussel, Tom (LB) — Southern Mississippi	1971-72
Rowe, Dave (DT) — Penn State	1967-70
Ryczek, Paul (C) — Virginia	1981

S

Saindon, Pat (G) — Vanderbilt	1986
Sandeman, Bill (T) — Pacific	1967
Saul, Bill (LB) — Penn State	1969
Scales, Greg (TE) — Wake Forest	1988-91
Scarpati, Joe (DB) — North Carolina St.	1970
Schmidt, Roy (G) — Long Beach St.	1967-68
Schmidt, Terry (CB) — Ball St.	1974-75
Schreiber, Adam (G) — Texas	1985
Schultz, Randy (RB) — St. Coll. of Iowa	1967-68
Schumacher, Kurt (G) — Ohio St.	1975-77
Schwartz, Don (SS) — Washington St.	1978-80
Schweda, Brian (DE) — Kansas	1967-68
Scott, Bobby (QB) — Tennessee	1973-82
Scott, Lindsay (WR) — Georgia	1982-85
Scott, Malcolm (TE) — LSU	1987
Seal, Paul (TE) — Michigan	1974-76
Shaw, Bob (WR) — Winston-Salem St.	1970
Shaw, Rickie (T) — North Carolina	1993
Shepard, Derrick (WR) — Oklahoma	1989
Shinners, John (G) — Xavier (Ohio)	1969-71
Shy, Don (RB) — San Diego St.	1969
Simmons, Dave (LB) — Georgia Tech	1967
Simmons, Jerry (WR) — Bethune-Cookman	1967
Simmons, Michael (DE) — Mississippi St.	1989-90
Simonini, Ed (LB) — Texas A&M	1982
Slaughter, Chuck (T) — South Carolina	1982
Small, Torrance (WR) — Alcorn St.	1992-95
Smeenge, Joel (DE/LB) — W. Michigan	1990-94
Smith, Cedric (FB) — Florida	1991
Smith, Irv (TE) — Notre Dame	1993-95
Smith, Royce (G) — Georgia	1972-73
South, Ronnie (QB) — Arkansas	1968
Spears, Ernest (S) — USC	1990
Spencer, Jimmy (CB) — Florida	1992-95
Spencer, Maurice (CB) — N.C. Central	1974-76, 78

Spivey, Mike (CB) — Colorado	1980-81
Stabler, Ken (QB) — Alabama	1982-84
Stanley, Israel (DE) — Arizona St.	1995
Stauch, Scott (RB) — UCLA	1981
Stemrick, Greg (CB) — Colorado St.	1983
Stevens, Howard (RB) — Louisville	1973-74
Stewart, Jimmy (SS) — Tulsa	1977
Stickles, Monty (TE) — Notre Dame	1968
Stieve, Terry (G) — Wisconsin	1976-77
Stincic, Tom (LB) — Michigan	1972
Stonebreaker, Mike (LB) — Notre Dame	1994
Stonebreaker, Steve (LB) — Detroit	1967-68
Stowers, Tommie (TE) — Missouri	1992-93
Strachan, Mike (RB) — Iowa St.	1975-80
Strand, Eli (G) — Iowa St.	1967
Strong, Jim (RB) — Houston	1971-72
Strong, William (CB) — North Carolina St.	1995
Sturm, Jerry (T-C) — Illinois	1967-70
Sturt, Fred (G) — Bowling Green	1978-81
Sutherland, Doug (G) — Wisconsin St.	1970
Sutton, John (CB) — New Mexico	1987
Sutton, Reggie (CB) — Miami (Fla.)	1987-88
Sweetan, Karl (QB) — Wake Forest	1968
Swilling, Pat (LB) — Georgia Tech	1986-92
Swinney, Clovis (DT) — Arkansas St.	1970
Swoopes, Pat (NT) — Mississippi St.	1987, 89
Szaro, Rich (K) — Harvard	1975-78
Szymkowski, Dave (WR) — West Texas St.	1968

T

Talbert, Don (T) — Texas	1969-70
Taylor, Derrick (FS) — North Carolina State ..	1987
Taylor, James (T) — Missouri	1978-81
Taylor, Jim (RB) — LSU	1967
Taylor, Keith (S) — Illinois	1992-93
Taylor, Mike (T) — USC	1969-70
Thaxton, James (TE) — Tennessee St.	1976-77
Thomas, Charlie (KR) — Tennessee St.	1975
Thomas, Curtland (WR) — Missouri	1987
Thomas, Henry (G) — Southwest Texas State	1987
Thomas, Joe (WR) — Mississippi Valley	1987
Thomas, Speedy (WR) — Utah	1973-74
Thompson, Aundra (WR) — East Texas St.	1981-82
Thompson, Bennie (S) — Grambling St.	1989-91
Thompson, Bobby (S) — Arizona	1969
Thompson, Dave (T) — Clemson	1974-75
Thorp, Don (NT) — Illinois	1984
Thurman, Junior (DB) — USC	1987
Tice, John (TE) — Maryland	1983-92

Tilleman, Mike (DT) — Montana	1967-70
Tillman, Faddie (DT) — Boise St.	1972
Todd, Richard (QB) — Alabama	1984-85
Toles, Alvin (LB) — Tennessee	1985-88
Toussaint, Darrell (DB) — Northwestern La. .	1987
Townes, Willie (DE) — Tulsa	1970
Trapilo, Steve — (G) — Boston Coll. ..	1987-90, 92
Tubbs, Winfred (LB) — Texas	1994-95
Tullis, Willie (CB) — Troy St. (AL)	1985-86
Turnbull, Renaldo (DE/LB) — W. Virginia ..	1990-95
Turner, Floyd (WR) — Northwestern La.	1989-93
Tyler, Toussaint (RB) — Washington	1981-82

U

Uhlenhake, Jeff (C) — Ohio St.	1994-95
-------------------------------------	---------

V

Vanderbundt, Skip (LB) — Oregon St.	1978
Vandersea, Phil (LB) — Massachusetts	1967
Van Wagner, Jim (FB) — Michigan Tech	1978
Verstegen, Mike (G) — Wisconsin	1995

W

Wainright, Frank (TE) — N. Colorado	1991-93
Walker, Dwight (WR) — Nicholls St.	1987
Walker, Jeff (G) — Memphis St.	1988-89
Walker, Mike (DE) — Tulane	1971
Walls, Wesley (TE) — Mississippi	1994-95
Walsh, Steve (QB) — Miami (Fla.)	1990-93
Ward, Carl (S) — Michigan	1969
Ward, Chris (T) — Ohio St.	1984
Warren, Frank (DE) — Auburn	1981-89, 91-94
Washington, Dave (LB) Alcorn St.	1980
Waters, Mike (TE) San Diego State	1987
Watson, John (T) — Oklahoma	1977-79
Watson, Mike (T) — Miami (O.)	1977
Wattelet, Frank (FS) — Kansas State	1981-87
Waymer, Dave (DB) — Notre Dame	1980-89
Weather spoon, Cephus (WR) — Ft. Lewis Col.	1972
Weissenhofer, Ron (LB) — Notre Dame	1987
Welch, Claxton (RB) — Oregon	1970
Wendryhoski, Joe (C) — Illinois	1967-68
Westbrooks, Greg (LB) — Colorado	1975-77
Wheelwright, Ernie (RB) — So. Illinois	1967-70
Whitaker, Creston (WR) — North Texas St.	1972
Whitsell, Dave (CB) — Indiana	1967-69
Whittingham, Fred (LB) — Cal Poly-SLO ..	1967-68

Wickert, Tom (G) — Washington St.	1975-76
Wicks, Bob (WR) — Utah St.	1974
Wilks, Jim (DE/NT) — San Diego St.	1981-93
Williams, Brooks (TE) — North Carolina	1978-81
Williams, Del (G) — Florida St.	1967-73
Williams, James (LB) — Mississippi St.	1990-94
Williams, Joe (RB) — Wyoming	1972
Williams, John (FB) — Wisconsin	1986
Williams, Larry (G) — Notre Dame	1991
Williams, Ralph (G) — Southern	1985-86
Williams, Richard (WR) — Abilene Christian ..	1974
Williams, Willie (T) — LSU	1994
Willis, Donald (G) — North Carolina A&T	1995
Willis, Len (WR) — Ohio St.	1977
Wilmsmeyer, Klaus (P) — Louisville	1995
Wilson, Dave (QB) — Illinois	1981, 1983-89
Wilson, Ray (S) — New Mexico	1994
Wilson, Tim (FB) — Maryland	1983-84
Wilson, Wade (QB) — East Texas St.	1993-94
Wilson, Wayne (FB) — Shepherd	1979-86
Winans, Jeff (DT) — USC	1976
Winslow, Doug (WR) — Drake	1973
Winslow, George (P) — Villanova	1989

Winston, DeMond (LB) — Vanderbilt	1990, 92-94
Winston, Dennis (LB) — Arkansas	1982-85
Winther, Wimpy (C) — Mississippi	1972
Woerner, Scott (DB) — Georgia	1987
Wood, Gary (QB) — Cornell	1967
Woods, Robert (T) — Tennessee St.	1977-80
Woodson, Marv (S) — Indiana	1969
Word, Barry (RB) — Virginia	1987-88
Wyatt, Doug (S) — Tulsa	1970-72

Y

Yepremian, Garo (K) — None	1979
Young, Bob (G) — Howard Payne	1981
Young, Kevin (DE) — Utah State	1987
Young, Tyrone (WR) — Florida	1983-84
Youngblood, George (S) — Los Angeles St.	1967-68

Z

Zanders, Emanuel (G) — Jackson St.	1974-80
Zellers, Ray (FB) — Notre Dame	1995

SUPER BOWL RESULTS

(Years indicate season)

1966 (I)	— Green Bay 35, Kansas City 10 at Los Angeles, Calif.
1967 (II)	— Green Bay 33, Oakland 14 at Miami, Fla.
1968 (III)	— New York Jets 16, Baltimore 7 at Miami, Fla.
1969 (IV)	— Kansas City 23, Minnesota 7 at NEW ORLEANS, LA. (Tulane Stadium)
1970 (V)	— Baltimore 16, Dallas 13 at Miami, Fla.
1971 (VI)	— Dallas 24, Miami 3 at NEW ORLEANS, LA. (Tulane Stadium)
1972 (VII)	— Miami 14, Washington 7 at Los Angeles, Calif.
1973 (VIII)	— Miami 24, Minnesota 7 at Houston, Tex.
1974 (IX)	— Pittsburgh 16, Minnesota 6 at NEW ORLEANS, LA. (Tulane Stadium)
1975 (X)	— Pittsburgh 21, Dallas 17 at Miami, Fla.
1976 (XI)	— Oakland 32, Minnesota 14 at Pasadena, Calif.
1977 (XII)	— Dallas 27, Denver 10 at NEW ORLEANS, LA. (Superdome)
1978 (XIII)	— Pittsburgh 35, Dallas 31 at Miami, Fla.
1979 (XIV)	— Pittsburgh 31, Los Angeles Rams 19 at Pasadena, Calif.
1980 (XV)	— Oakland 27, Philadelphia 10 at NEW ORLEANS, LA. (Superdome)
1981 (XVI)	— San Francisco 26, Cincinnati 21 at Pontiac, Mich.
1982 (XVII)	— Washington 27, Miami 17 at Pasadena, Calif.
1983 (XVIII)	— L.A. Raiders 38, Washington 9 at Tampa, Fla.
1984 (XIX)	— San Francisco 38, Miami 16 at Palo Alto, Calif.
1985 (XX)	— Chicago 46, New England 10 at NEW ORLEANS, LA. (Superdome)
1986 (XXI)	— New York Giants 39, Denver 20 at Pasadena, Calif.
1987 (XXII)	— Washington 42, Denver 10 at San Diego, Calif.
1988 (XXIII)	— San Francisco 20, Cincinnati 16 at Miami, Fla.
1989 (XXIV)	— San Francisco 55, Denver 10 at NEW ORLEANS, LA. (Superdome)
1990 (XXV)	— N.Y. Giants 20, Buffalo 19 at Tampa, Fla.
1991 (XXVI)	— Washington 37, Buffalo 24 at Minneapolis, Minn.
1992 (XXVII)	— Dallas 52, Buffalo 17 at Pasadena, Calif.
1993 (XXVIII)	— Dallas 30, Buffalo 13 at Atlanta, Ga.
1994 (XXIX)	— San Francisco 49, San Diego 26 at Miami, Fla.
1995 (XXX)	— Dallas 27, Pittsburgh 17 at Tempe, Ariz.



SAINTS LEADERS BY YEARS

RUSHING

	Att.	Yds.	Avg.	Long	TD
1967 — Jim Taylor	130	390	3.0	16	2
1968 — Don McCall	155	637	4.1	48	4
1969 — Andy Livingston	181	761	4.2	18	5
1970 — Tony Baker	82	337	4.1	27	5
1971 — Jim Strong	95	404	4.3	39	3
1972 — Bob Gresham	120	381	3.2	23	3
1973 — Jess Phillips	198	663	3.3	20	0
1974 — Alvin Maxson	165	714	4.3	66t	2
1975 — Mike Strachan	161	668	4.1	21	2
1976 — Chuck Muncie	148	652	4.4	51	2
1977 — Chuck Muncie	201	811	4.0	36	6
1978 — Tony Galbreath	186	635	3.4	20	5
1979 — Chuck Muncie	238	1198	5.0	69t	11
1980 — Jimmy Rogers	80	366	4.6	24	1
1981 — George Rogers	378	1674	4.4	79t	13
1982 — George Rogers	122	535	4.4	38	3
1983 — George Rogers	256	1144	4.5	76t	5
1984 — George Rogers	239	914	3.8	28	2
1985 — Wayne Wilson	168	645	3.8	41t	1
1986 — Rueben Mayes	286	1353	4.7	50	8
1987 — Rueben Mayes	243	917	3.8	38	5
1988 — Dalton Hilliard	204	823	4.0	36	5
1989 — Dalton Hilliard	344	1262	3.7	40	13
1990 — Craig Heyward	129	599	4.6	47t	4
1991 — Fred McAfee	109	494	4.5	34	2
1992 — Vaughn Dunbar	154	565	3.7	25	3
1993 — Derek Brown	180	705	3.9	60	2
1994 — Mario Bates	151	579	3.8	40	6
1995 — Mario Bates	244	951	3.9	66t	7

LONGEST RUNS

1967 — Don McCall, 48t at Washington 12-17
1968 — Don McCall, 48 vs. Washington 9-22
1969 — Tony Baker, 54 at St. Louis 11-2
1970 — Tony Baker, 27 at St. Louis 10-11
1971 — Jim Strong, 39 at San Francisco 11-14
1972 — Bill Butler, 27 at Atlanta 11-12
1973 — Archie Manning, 23 at Los Angeles 11-11
1974 — Alvin Maxson, 66t vs. St. Louis 12-8
1975 — Steve Rogers, 22 vs. Chicago 12-21
1976 — Tony Galbreath, 74t at Kansas City 9-26
1977 — Chuck Muncie, 36 vs. Los Angeles 10-30
1978 — Chuck Muncie, 28 at Atlanta 11-26



1979 — Chuck Muncie, 69t vs. Atlanta 9-2
1980 — Tony Galbreath, 26 at Los Angeles 9-2
1981 — George Rogers, 79t at Cleveland 10-18
1982 — George Rogers, 38 at San Francisco 11-28
1983 — George Rogers, 76t vs. St. Louis 9-4
1984 — Hokie Gajan, 62t at Dallas 10-21
1985 — Earl Campbell, 45 at Atlanta 12-22
1986 — Rueben Mayes, 50 vs. New England 11-30
1987 — Rueben Mayes, 38 vs. San Francisco 10-25
1988 — Craig Heyward, 73t vs. Raiders 10-23
1989 — Dalton Hilliard, 40 vs. Rams 11-26
1990 — Gill Fenerty, 60t at Rams 12-9
1991 — Dalton Hilliard, 65t at Atlanta 9-29
1992 — Vaughn Dunbar, 25 at Atlanta 9-20
1993 — Lorenzo Neal, 74t at Atlanta 9-12
1994 — Mario Bates, 40 vs. Dallas 12-19
1995 — Mario Bates, 66t at New England 12-3

PASSING

	Att.	Comp.	Yards	Pct.	Long	Int	TD
1967 — Gary Cuozzo	260	134	1562	.515	49	12	7
1968 — Billy Kilmer	315	167	2060	.530	51	17	15
1969 — Billy Kilmer	360	193	2532	.536	52	17	20
1970 — Billy Kilmer	237	135	1557	.569	46	17	6
1971 — Edd Hargett	210	96	1191	.457	49	5	6
1972 — Archie Manning	448	230	2781	.513	66t	21	18
1973 — Archie Manning	267	140	1642	.524	65t	12	10
1974 — Archie Manning	261	134	1429	.513	79t	16	6
1975 — Archie Manning	338	159	1685	.470	71t	17	7
1976 — Bobby Douglass	212	103	1288	.486	74	8	4
1977 — Archie Manning	205	113	1284	.551	59t	9	8
1978 — Archie Manning	471	291	3416	.618	71t	16	17
1979 — Archie Manning	420	252	3169	.600	85	20	15
1980 — Archie Manning	509	309	3716	.607	56	20	23
1981 — Archie Manning	232	134	1447	.578	55	11	5
1982 — Ken Stabler	189	117	1343	.619	48	10	6
1983 — Ken Stabler	311	176	1988	.566	48	18	9
1984 — Richard Todd	312	161	2178	.516	74	19	11
1985 — Dave Wilson	293	145	1843	.495	50	15	11
1986 — Dave Wilson	342	189	2353	.553	63t	12	7
1987 — Bobby Hebert	294	164	2119	.558	67	9	15
1988 — Bobby Hebert	478	280	3156	.586	40t	15	20
1989 — Bobby Hebert	353	222	2686	.629	54t	15	15
1990 — Steve Walsh	327	175	1970	.535	58	13	12

1991 — Bobby Hebert	248	149	1676	.601	65t	8	9
Steve Walsh	255	141	1638	.553	41	6	11
1992 — Bobby Hebert	422	249	3287	.590	72t	16	19
1993 — Wade Wilson	388	221	2457	.570	42t	15	12
1994 — Jim Everett	540	346	3855	.641	78t	18	22
1995 — Jim Everett	567	345	3970	.608	70t	14	26

LONGEST COMPLETION

1967 — 96, Billy Kilmer to Walter Roberts at Philadelphia 11-19
1968 — 51, Billy Kilmer to Jim Hester vs. Pittsburgh 12-15
1969 — 70, Jim Ninowski to Don Shy at Los Angeles 10-5
1970 — 49, Edd Hargett to Bob Shaw at Cincinnati 11-29
1971 — 63, Archie Manning to Danny Abramowicz at Houston 10-3
1972 — 66t, Archie Manning to Dave Parks at N.Y. Giants 10-8
1973 — 65t, Archie Manning to Jubilee Dunbar at Los Angeles 11-11
1974 — 79t, Archie Manning to Bob Newland vs. Los Angeles 11-17
1975 — 71t, Archie Manning to Larry Burton vs. Atlanta 11-2
1976 — 74, Bobby Douglass to Tinker Owens vs. San Francisco 12-12
1977 — 59t, Archie Manning to Henry Childs vs. Green Bay 9-18
1978 — 71t, Archie Manning to Larry Hardy at Atlanta 11-26
1979 — 85, Archie Manning to Wes Chandler at San Francisco 9-23
1980 — 56, Archie Manning to Brooks Williams vs. Atlanta 10-19
1981 — 55, Archie Manning to Wayne Wilson at Cleveland 10-18
1982 — 48, Ken Stabler to Aundra Thompson at Chicago 9-19
1983 — 48, Ken Stabler to Kenny Duckett at Los Angeles 9-11
1984 — 74, Richard Todd to Tyrone Young at Chicago 10-7
1985 — 76t, Bobby Hebert to Eugene Goodlow vs. San Francisco 12-15
1986 — 84, Bobby Hebert to Eric Martin vs. Green Bay 9-14
1987 — 82t, John Fourcade to Make Waters vs. Los Angeles 10-4
1988 — 40, Bobby Hebert to John Tice vs. Dallas 10-3
40t, Bobby Hebert to Eric Martin vs. Denver 11-20
1989 — 54t, Bobby Hebert to Floyd Turner at Rams 10-22
54t, John Fourcade to Dalton Hilliard at Buffalo 12-10
1990 — 68t, John Fourcade to Floyd Turner at Atlanta, 10-7
1991 — 65t, Bobby Hebert to Floyd Turner vs. Chicago, 10-27
1992 — 72t, Bobby Hebert to Wesley Carroll vs. Chicago, 9-13
1993 — 63t, Mike Buck to Quinn Early at Pittsburgh, 10-17
1994 — 78t, Jim Everett to Michael Haynes at Atlanta, 12-11
1995 — 70t, Jim Everett to Quinn Early vs. Atlanta, 9-17

RECEIVING

	No.	Yds.	Avg.	Long	TD
1967 — Danny Abramowicz	50	721	14.4	80	6
1968 — Danny Abramowicz	54	890	16.4	47	7

1969 — Danny Abramowicz	73	1051	13.9	49	7
1970 — Danny Abramowicz	55	906	16.5	48	5
1971 — Danny Abramowicz	37	657	17.8	63	5
1972 — Bob Newland	47	579	12.3	42	2
1973 — John Beasley	31	280	9.0	22	1
1974 — Alvin Maxson	42	294	7.0	22	1
1975 — Alvin Maxson	41	234	5.7	33	0
1976 — Tony Galbreath	54	420	7.8	35	1
1977 — Tony Galbreath	41	265	6.5	30	0
1978 — Tony Galbreath	74	582	7.9	35	2
1979 — Wes Chandler	65	1069	16.4	85	6
1980 — Wes Chandler	65	975	15.0	50	6
1981 — Jack Holmes	38	206	5.4	19	0
1982 — Jeff Groth	30	383	12.8	39	1
1983 — Jeff Groth	49	585	11.9	42	1
1984 — Hokie Gajan	35	288	8.2	51	2
1985 — Hoby Brenner	42	652	15.5	30	3
1986 — Mike Jones	48	625	13.0	45	3
1987 — Eric Martin	44	778	17.7	67	7
1988 — Eric Martin	85	1083	12.7	40t	7
1989 — Eric Martin	68	1090	16.0	53t	8
1990 — Eric Martin	63	912	14.5	58	5
1991 — Eric Martin	66	803	12.2	30	4
Floyd Turner	64	927	14.5	65t	8
1992 — Eric Martin	68	1041	15.3	52t	5
1993 — Eric Martin	66	950	14.4	54t	3
1994 — Quinn Early	82	894	10.9	33	4
Michael Haynes	77	985	12.8	78t	5
1995 — Quinn Early	81	1087	13.4	70t	8

HIGHEST AVERAGE GAIN (Per Reception)

1967 — 22.6, Walt Roberts (17 for 834, 3 TDs)
1968 — 17.6, Jim Hester (17 for 300, 2 TDs)
1969 — 16.2, Al Dodd (37 for 600, 1 TD)
1970 — 17.3, Al Dodd (28 for 484, 1 TD)
17.2, Dave Parks (26 for 447, 2 TDs)
1971 — 19.9, Al Dodd (15 for 298, 0 TD)
1972 — 17.6, Danny Abramowicz (38 for 668, 7 TDs)
1973 — 19.4, Jubilee Dunbar (23 for 447, 4 TDs)
1974 — 18.1, Bob Newland (27 for 490, 2 TDs)
1975 — 19.1, Larry Burton (16 for 305, 2 TDs)
1976 — 20.1, Tinker Owens (12 for 241, 1 TD)
1977 — 18.9, Don Herrmann (31 for 586, 0 TD)
1978 — 16.4, Henry Childs (53 for 869, 4 TDs)

1979 — 16.6, Henry Childs (51 for 846, 5 TDs)
1980 — 18.7, Ike Harris (37 for 692, 6 TDs)
1981 — 19.0, Jeff Groth (20 for 380, 1 TD)
1982 — 17.5, Rich Mauti (4 for 70, 0 TD)
17.3, Aundra Thompson (8 for 138, 1 TD)
1983 — 14.9, Kenny Duckett (19 for 283, 2 TDs)
1984 — 20.6, Tyrone Young (29 for 597, 3 TDs)
1985 — 18.8, Eugene Goodlow (32 for 603, 3 TDs)
1986 — 18.2, Eric Martin (37 for 675, 5 TDs)
1987 — 17.7, Eric Martin (44 for 778, 7 TDs)
1988 — 13.4, Brett Perriman (16 for 215, 2 TDs)
1989 — 17.8, Brett Perriman (20 for 356, 0 TDs)
1990 — 18.9, Floyd Turner (21 for 396, 4 TDs)
1991 — 16.9, Quinn Early (32 for 541, 2 TDs)
1992 — 18.9, Quinn Early (30 for 566, 5 TDs)
1993 — 15.5, Hoby Brenner (11 for 171, 1 TD)
1994 — 14.7, Torrance Small (49 for 719, 5 TDs)
1995 — 14.6, Michael Haynes (41 for 597, 4 TDs)

INTERCEPTIONS

	No.	Yds.	Avg.	Long	TD
1967 — Dave Whitsell.....	10	178	17.8	41t	2
1968 — Dave Whitsell.....	6	50	8.3	32	0
1969 — Elijah Nevett.....	3	20	6.6	20	0
1970 — Hugo Hollas.....	5	79	15.8	29	0
1971 — Delles Howell.....	5	56	11.2	25	0
1972 — Bivian Lee.....	4	65	16.3	32	0
1973 — Ernie Jackson.....	3	40	13.3	23	0
Tommy Myers.....	3	33	11.0	20	0
Jim Merlo.....	3	25	8.3	16	0
Bivian Lee.....	3	23	7.7	12	0
1974 — Ernie Jackson.....	4	53	13.3	28	0
Terry Schmidt.....	4	27	6.8	24	1
1975 — Tommy Myers.....	5	83	16.6	29	0
1976 — Jim Merlo.....	4	142	35.5	83t	2
1977 — Chuck Crist.....	4	6	1.5	2	0
1978 — Tommy Myers.....	6	167	27.8	97t	1
1979 — Tommy Myers.....	7	127	18.1	52	1
1980 — Tommy Myers.....	5	96	19.2	48	0
1981 — Dave Waymer.....	4	54	13.5	31	0
1982 — Russell Gary.....	2	25	12.5	19	0
Dennis Winston.....	2	-2	-1.0	0	0
1983 — Johnnie Poe.....	7	146	20.9	31t	1
1984 — Dave Waymer.....	4	9	2.3	9	0

1985 — Dave Waymer.....	6	49	8.2	28	0
1986 — Dave Waymer.....	9	48	5.3	17	0
1987 — Dave Waymer.....	5	78	15.6	35	0
Reggie Sutton.....	5	68	13.6	26	0
1988 — Gene Atkins.....	4	42	10.5	40	0
1989 — Dave Waymer.....	6	66	11.0	42	0
1990 — Brett Maxie.....	2	88	44.0	50t	1
Toi Cook.....	2	55	27.5	50	0
Gene Atkins.....	2	15	7.5	15	0
Bennie Thompson.....	2	0	0.0	0	0
1991 — Gene Atkins.....	5	198	39.6	79	0
Vince Buck.....	5	12	2.4	12	0
1992 — Toi Cook.....	6	90	15.0	48t	1
1993 — Gene Atkins.....	3	59	19.7	37	0
1994 — Jimmy Spencer.....	5	24	4.8	11	0
1995 — Jimmy Spencer.....	4	11	2.8	9	0

QUARTERBACK SACKS

	No.	Yds.
1982 — Bruce Clark, DE.....	5.5	51
1983 — Rickey Jackson, LB.....	12	81.5
1984 — Rickey Jackson, LB.....	12	95
1985 — Rickey Jackson, LB.....	11	89
1986 — James Geathers, DE.....	9	73
Rickey Jackson, LB.....	9	71
1987 — Pat Swilling, LB.....	10.5	87
1988 — Rickey Jackson, LB.....	7	66
Pat Swilling, LB.....	7	65
1989 — Pat Swilling, LB.....	16.5	164
1990 — Pat Swilling, LB.....	11.0	68
1991 — Pat Swilling, LB.....	17.0	139
1992 — Wayne Martin, DE.....	15.5	102
1993 — Renaldo Turnbull, LB.....	13.0	73
1994 — Darion Conner, LB.....	10.5	66
Wayne Martin, DE.....	10.0	59
1995 — Wayne Martin, DT.....	13.0	89

SCORING

	TD	FG	PAT	Points
1967 — Charlie Durkee.....	-	14-32	27-27	69
1968 — Charlie Durkee.....	-	19-37	27-27	84
1969 — Tom Dempsey.....	-	22-41	33-35	99
1970 — Tom Dempsey.....	-	18-34	16-17	70
1971 — Charlie Durkee.....	-	16-23	24-25	72

1972 — Danny Abramowicz	7			42
1973 — Bill McClard	-	13-24	9-9	48
1974 — Bill McClard	-	9-16	19-20	46
1975 — Rich Szaro	-	10-16	16-17	46
1976 — Rich Szaro	-	18-23	25-29	79
1977 — Henry Childs	9			54
1978 — Tony Galbreath	7			42
Chuck Muncie	7			42
1979 — Garo Yepremian	-	12-16	39-40	75
1980 — Benny Ricardo	-	10-17	31-34	61
1981 — George Rogers	13			78
1982 — Wayne Wilson	5			30
1983 — Morten Andersen	-	18-24	37-38	91
1984 — Morten Andersen	-	20-27	34-34	94
1985 — Morten Andersen	-	31-35	27-29	120
1986 — Morten Andersen	-	26-30	30-30	108
1987 — Morten Andersen	-	28-36	37-37	121
1988 — Morten Andersen	-	26-36	32-33	110
1989 — Dalton Hilliard	18			108
Morten Andersen	-	20-29	44-45	104
1990 — Morten Andersen	-	21-27	29-29	92
1991 — Morten Andersen	-	25-32	38-38	113
1992 — Morten Andersen	-	29-34	33-34	120
1993 — Morten Andersen	-	28-35	33-33	117
1994 — Morten Andersen	-	28-39	32-32	116
1995 — Doug Brien	-	12-17	16-16	52

PUNT RETURNS

	No.	Yds.	Avg.	Long	TD
1967 — Walter Roberts	11	50	4.5	11	0
1968 — John Gilliam	15	60	4.0	21	0
1969 — Al Dodd	15	106	7.1	21	0
1970 — Al Dodd	14	129	9.2	41	0
1971 — Al Dodd	13	88	6.8	14	0
1972 — Tommy Myers	9	43	4.8	10	0
1973 — Howard Stevens	17	171	10.1	37	0
1974 — Howard Stevens	37	376	10.2	40	0
1975 — Gil Chapman	17	20	12.2	42	0
1976 — Pete Athas	35	332	9.5	67	0
1977 — Rich Mauti	38	281	7.4	33	0
1978 — Wes Chandler	34	233	6.9	32	0
1979 — Rich Mauti	27	218	8.1	23	0
1980 — Rich Mauti	11	111	10.1	18	0
1981 — Jeff Groth	37	436	11.8	36	0

1982 — Jeff Groth	21	144	6.9	18	0
1983 — Jeff Groth	39	275	7.1	38	0
1984 — Jitter Fields	27	236	8.7	61	0
1985 — Willie Tullis	17	141	8.3	17	0
1986 — Eric Martin	24	227	9.5	39	0
1987 — Mel Gray	24	352	14.7	80	0
1988 — Mel Gray	25	305	12.2	66t	1
1989 — Rod Harris	27	196	7.3	20	0
1990 — Vince Buck	37	305	8.2	33	0
1991 — Vince Buck	31	260	8.4	52	0
1992 — Patrick Newman	23	158	6.9	18	0
1993 — Tyrone Hughes	37	503	13.6	83t	2
1994 — Tyrone Hughes	21	143	6.8	35	0
1995 — Tyrone Hughes	28	262	9.4	74	0

KICKOFF RETURNS

	No.	Yds.	Avg.	Long	TD
1967 — Walter Roberts	28	737	26.3	91t	1
1968 — Gene Howard	23	533	23.2	36	0
1969 — Don Shy	16	447	27.9	57	0
1970 — Al Dodd	15	319	21.3	32	0
1971 — Virgil Robinson	19	443	23.3	51	0
1972 — Margene Adkins	43	1020	23.7	61	0
1973 — Howard Stevens	26	590	22.7	48	0
1974 — Howard Stevens	33	749	22.7	41	0
1975 — Gil Chapman	28	614	21.9	36	0
1976 — Tony Galbreath	20	399	19.9	32	0
1977 — Clarence Chapman	15	385	25.7	92t	1
1978 — Wes Chandler	32	760	23.8	38	0
1979 — Rich Mauti	36	801	22.2	39	0
1980 — Jimmy Rogers	41	930	22.9	88	0
1981 — Wayne Wilson	31	722	23.3	57	0
1982 — Aundra Thompson	10	211	21.1	35	0
1983 — Kenny Duckett	33	719	21.8	61	0
1984 — Tyrone Anthony	22	490	22.3	64	0
1985 — Willie Tullis	23	480	20.9	62	0
1986 — Mel Gray	31	866	27.9	101t	1
1987 — Dalton Hilliard	10	248	24.8	74	0
1988 — Gene Atkins	20	424	21.2	57	0
Mel Gray	32	670	20.9	39	0
1989 — Bobby Morse	10	278	27.8	99t	1
Gene Atkins	12	245	20.4	32	0
1990 — Gene Atkins	19	471	24.8	50	0
Gill Fenerty	28	572	20.4	58	0

1991 — Gene Atkins	20	368	18.4	27	0
1992 — Fred McAfee.....	19	393	20.7	38	0
1993 — Tyrone Hughes.....	30	753	25.1	99t	1
1994 — Tyrone Hughes.....	63	1556	24.7	98t	2
1995 — Tyrone Hughes.....	66	1617	24.5	83	0

PUNTING

	No.	Yds.	Avg.	Long
1967 — Tom McNeill.....	74	3174	42.9	66
1968 — Tom McNeill.....	49	2009	41.0	58
1969 — Ollie Cordill	42	1719	40.9	58
1970 — Julian Fagan	77	3269	42.5	64
1971 — Julian Fagan	77	3188	41.4	64
1972 — Julian Fagan	71	2899	40.8	71
1973 — Steve O'Neal	81	3375	41.7	71
1974 — Tom Blanchard	88	3705	42.1	71
1975 — Tom Blanchard	92	3776	41.0	61
1976 — Tom Blanchard	101	3974	39.3	63
1977 — Tom Blanchard	82	3474	42.4	66
1978 — Tom Blanchard	84	3532	42.0	61
1979 — Rick Partridge	57	2330	40.9	61
1980 — Russell Erxleben	89	3499	39.2	57
1981 — Russell Erxleben	66	2672	40.5	60
1982 — Russell Erxleben	46	1976	43.0	60
1983 — Russell Erxleben	74	3034	41.0	60
1984 — Brian Hansen	69	3020	43.8	66
1985 — Brian Hansen	69	3763	42.3	58
1986 — Brian Hansen	81	3456	42.7	66
1987 — Brian Hansen	52	2104	40.5	60
1988 — Brian Hansen	72	2913	40.5	64
1989 — Tommy Barnhardt	55	2179	39.6	56
1990 — Tommy Barnhardt	70	2990	42.7	65
1991 — Tommy Barnhardt	86	3743	43.5	61
1992 — Tommy Barnhardt	67	2947	44.0	62
1993 — Tommy Barnhardt	77	3356	43.6	58
1994 — Tommy Barnhardt	67	2920	43.6	57
1995 — Klaus Wilmsmeyer	73	2965	40.6	53

FIRST IMPRESSIONS

Running back Derek Brown was the last Saint to register a touchdown in his first NFL game. On September 5, 1993 against the Houston Oilers at the Superdome, Brown scored on a two-yard run in the fourth quarter as the Saints went on for a 33-21 opening-day victory. The first Saint to accomplish this feat was wide receiver John Gilliam, a second-round draft choice in 1967. Gilliam took the opening kickoff in the club's first-ever regular season game, September 17, 1967 versus the Rams at Tulane Stadium, and raced 94 yards for a touchdown.

SAINTS ALL-TIME LEADERS

RUSHING

	Att.	Yds.	Avg.	Long	TD
1. George Rogers (1981-84)	995	4,267	4.3	79t	23
2. Dalton Hilliard (1986-93).....	1126	4,164	3.7	65t	39
3. Rueben Mayes (1986-88, 1990)	837	3,408	4.1	50	23
4. Chuck Muncie (1976-80)	787	3,386	4.3	69t	28
5. Tony Galbreath (1976-80)	760	2,865	3.8	74t	27
6. Wayne Wilson (1979-86)	658	2,462	3.7	41t	16
7. Archie Manning (1971-75, 77-82).....	358	2,058	5.7	27	18
8. Mike Strachan (1975-80)	471	1,899	4.0	31	14
9. Craig Heyward (1988-92)	432	1,813	4.2	73t	13
10. Mario Bates (1994-95).....	395	1,530	3.9	66t	13
11. Hokie Gajan (1982-85)	252	1,358	5.4	62t	11
12. Derek Brown (1993-95).....	375	1,353	3.6	60	6

PASSING

	Att.	Comp.	Yds.	Pct.	TD	Int.
1. Archie Manning (1971-75, 77-82).....	3,335	1,849	21,734	55.4	115	156
2. Bobby Hebert (1985-89, 91-92)	2,055	1,202	14,630	58.5	85	75
3. Jim Everett (1994-95)	1,107	691	7,825	62.4	48	32
4. Billy Kilmer (1967-70)	1,116	592	7,490	53.0	47	62
5. Dave Wilson (1981, 83-88)	1,038	551	6,987	53.1	36	55
6. Steve Walsh (1990-93).....	620	336	3,879	54.2	25	22
7. Ken Stabler (1983-84)	570	326	3,670	57.2	17	33
8. Bobby Scott (1973-82)	500	237	2,781	47.4	15	29

RECEIVING

	No.	Yds.	Avg.	Long	TD
1. Eric Martin (1985-93)	532	7,854	14.8	84	48
2. Danny Abramowicz (1967-73)	309	4,875	15.7	80t	37
3. Tony Galbreath (1976-80)	284	2,221	7.8	38	6
4. Quinn Early (1991-95)	270	3,758	13.9	70t	25
5. Hoby Brenner (1981-93)	267	3,849	14.4	57	21
6. Dalton Hilliard (1986-93)	249	2,233	9.0	54t	14
7. Henry Childs (1974-80)	207	3,220	15.6	59t	27
8. Wes Chandler (1978-81)	182	2,801	15.4	85t	15
9. Wayne Wilson (1979-86)	179	1,517	8.5	55	14
10. John Tice (1983-92)	158	1,603	10.1	40	15
11. Dave Parks (1968-72)	149	2,264	15.2	66	16
12. Jeff Groth (1981-85)	147	2,073	14.1	56t	5
13. Lonzell Hill (1987-90)	136	1,696	12.5	46	13
14. Torrance Small (1992-95)	126	1,622	12.9	75t	14
15. Chuck Muncie (1976-80).....	125	1,086	8.7	35	1

SCORING

	TD	PAT	FG	Total
1. Morten Andersen (1982-94)	-	412	302	1318
2. Dalton Hilliard (1986-93)	53	-	-	318
3. Eric Martin (1985-93)	48	-	-	288
4. Charlie Durkee (1967-68, 71-72)	-	87	52	243
5. Danny Abramowicz (1967-73)	37	-	-	222
6. Tony Galbreath (1976-80)	33	1	2	205
7. Rich Szaro (1975-78)	-	79	37	190
8. Wayne Wilson (1979-86)	30	-	-	180
9. Chuck Muncie (1976-80)	29	-	-	174
10. Tom Dempsey (1969-70)	-	49	40	169
11. Henry Childs (1974-80)	28	-	-	168
12. Quinn Early (1991-95)	25	-	-	150
13. George Rogers (1981-84)	23	-	-	138
Rueben Mayes (1986-88, 1990)	23	-	-	138

PUNTING

	No.	Avg.	Long
1. Tommy Barnhardt (1987, 1989-94)	433	43.0	65
2. Tom McNeill (1967-69)	130	42.3	81
3. Brian Hansen (1984-88)	363	42.0	66
4. Steve O'Neal (1973)	81	41.7	71
5. Julian Fagan (1970-72)	225	41.6	71
6. Tom Blanchard (1974-78)	447	41.3	71
7. Rick Partridge (1979)	57	40.9	61
8. Ollie Cordill (1969)	42	40.9	58
9. Russell Erxleben (1979-83)	279	40.6	60

INTERCEPTIONS

	No.	Yds.	Avg.	Long	TD
1. Dave Waymer (1980-89)	37	395	10.7	44	0
2. Tommy Myers (1972-81)	36	621	17.3	97t	2
3. Gene Atkins (1987-93)	21	324	15.4	79	0
4. Dave Whitsell (1967-69)	19	242	12.7	41	2
5. Johnnie Poe (1981-87)	17	269	15.8	40t	2
6. Toi Cook (1987-93)	16	280	17.5	63t	2
Brett Maxie (1985-93)	16	232	14.5	50t	3
8. Ernie Jackson (1972-77)	15	187	12.5	46	0
9. Frank Wattelet (1981-87)	12	135	11.3	35t	1
10. Hugo Hollas (1970-72)	11	149	13.5	29	0

MOST QUARTERBACK SACKS

	No.	Yds
1. Rickey Jackson (1981-93)	123	873
2. Pat Swilling (1986-92)	76.5	629.5
3. Frank Warren (1981-89, 91-94)	57	362
4. Wayne Martin (1989-95)	53.5	355

5. Jim Wilks (1981-93)	49	354
6. Elois Grooms (1975-81)	43	-
7. Derland Moore (1973-85)	40.5	301
8. Bruce Clark (1982-88)	39.5	284
9. Renaldo Turnbull (1990-95)	38	215
10. Bob Pollard (1971-77)	37	-

PUNT RETURNS

	No.	Yds.	Avg.	Long	TD
1. Mel Gray (1986-88)	49	657	13.4	80	1
2. Tyrone Hughes (1993-95)	86	908	10.6	83t	2
3. Howard Stevens (1973-74)	54	547	10.1	40	0
4. Pete Athas (1976)	35	332	9.5	67	0
5. Jitter Fields (1984)	27	236	8.7	61	0
6. Jeff Groth (1981-85)	104	887	8.5	36	0

KICKOFF RETURNS

	No.	Yds.	Avg.	Long	TD
1. Walt Roberts (1967)	28	737	26.3	91t	1
2. John Gilliam (1967-68, 77)	31	809	26.1	94t	1
3. Tyrone Hughes (1993-95)	159	3,926	24.7	99t	3
4. Gene Howard (1968-69)	32	760	23.8	86	0
5. Margene Adkins (1972)	43	1,020	23.7	61	0
6. Mel Gray (1986-88)	94	2,192	23.3	101t	1
7. Wes Chandler (1978-81)	39	896	23.0	38	0
8. Rich Mauti (1977-80, 82-83)	124	2,836	22.9	52	0
9. Wayne Wilson (1979-86)	69	1,583	22.9	75	0

FIELD GOALS

	Att.	Made	Pct.	Long
1. Morten Andersen (1982-94)	389	302	.776	60
2. Charlie Durkee (1967-68, 71-72)	101	52	.515	47
3. Tom Dempsey (1969-70)	75	40	.533	63
4. Rich Szaro (1975-78)	58	37	.638	50
5. Benny Ricardo (1980-81)	42	23	.548	47
6. Bill McClard (1973-75)	45	23	.511	47
7. Garo Yepremian (1979)	16	12	.750	44
8. Doug Brien (1995)	17	12	.706	47
9. Happy Feller (1972-73)	23	10	.435	46

100 GAMES PLAYED CLUB

(With Saints Only)

	No.
1. Morten Andersen (1982-94)	196
2. Rickey Jackson (1981-93)	195
3. Frank Warren (1981-89, 91-94)	189
4. Stan Brock (1980-92)	186
5. Jim Wilks (1981-93)	183

6. Hoby Brenner (1981-93)	175
7. Derland Moore (1973-85)	169
8. Dave Waymer (1980-89)	149
9. Eric Martin (1985-93)	143
10. Joel Hilgenberg (1984-93)	142
11. Jim Dombrowski (1986-95)	141
12. John Hill (1975-84)	137
Archie Manning (1971-82)	137
14. John Tice (1983-92)	134
15. Sam Mills (1986-94)	133
16. Joe Federspiel (1972-80)	130
17. Vaughan Johnson (1986-93)	120
18. Tommy Myers (1972-81)	119
19. Brett Maxie (1985-93)	118
20. Dave Lafary (1977-85)	109
21. Dalton Hilliard (1986-93)	108
22. Pat Swilling (1986-92)	107
Gene Atkins (1987-93)	107
Wayne Martin (1989-95)	107
25. Bruce Clark (1982-88)	102
26. Larry Hardy (1978-85)	101
Toi Cook (1987-93)	101

TOP TAKEAWAY/GIVEAWAY RATIOS IN NFL (1986-95)

	TAKEAWAYS			GIVEAWAYS			Net Diff.
	INT	FUM	Tot.	INT	FUM	Tot.	
1. Philadelphia	235	172	407	165	150	315	+92
2. Kansas City	183	184	367	144	143	287	+80
3. San Francisco	221	128	349	140	131	271	+78
4. Minnesota	238	141	379	180	127	307	+72
5. Pittsburgh	216	154	370	165	146	311	+59
6. N.Y. Giants	180	139	319	137	124	261	+58
7. NEW ORLEANS	193	172	365	179	144	323	+42

SAINTS BIG DAYS

100 YARDS RUSHING

Yds.	Att.	Player	Opponent	Date
206	24	George Rogers	St. Louis	9- 4-83
203	28	Rueben Mayes	Miami	12- 7-86
172	24	Rueben Mayes	Tampa Bay	10-19-86
166	33	George Rogers	Dallas	12-19-82
162	29	George Rogers	Los Angeles Rams	9-13-81
161	22	Chuck Muncie	Atlanta	9- 2-79
161	24	George Rogers	@ Los Angeles Rams	11- 8-81
160	34	Wayne Wilson	Miami	10- 2-83
160	35	Earl Campbell	@ Minnesota	11-24-85
158	29	Dalton Hilliard	@ Atlanta	11-19-89
157	33	Rueben Mayes	New England	11-30-86
155	20	Craig Heyward	Tampa Bay	11-11-90
148	22	Alvin Maxson	St. Louis	12- 8-74
147	24	Rueben Mayes	Cleveland	9-13-87
146 *	14	Tony Galbreath	@ Kansas City	9-26-76
144	29	Rueben Mayes	San Francisco	10-25-87
142	27	Andy Livingston	Washington	9-21-69
142	28	George Rogers	@ Houston	11-22-81
141	22	Mario Bates	Atlanta	11-13-94
138	33	Wayne Wilson	@ Chicago	9-19-82
138	28	Fred McAfee	Atlanta	11-24-91
137	20	George Rogers	Atlanta	11- 6-83
134	17	George Rogers	Philadelphia	10-11-81
131	25	Rueben Mayes	@ St. Louis	11-16-86
128	28	Rueben Mayes	San Francisco	11- 2-86
128	21	Chuck Muncie	Oakland	12- 3-79
127	16	Don McCall	Washington	9-22-68
127	25	Dalton Hilliard	Atlanta	12-18-88
126 *	25	Chuck Muncie	@ Kansas City	9-26-76
125	25	Derek Brown	Detroit	9-19-93
124	32	George Rogers	Los Angeles	12-18-83
123	33	George Rogers	Kansas City	11-21-82
123	15	Mario Bates	@ New England	12- 3-95
122	18	George Rogers	@ Cleveland	10-18-81
122 *	19	Craig Heyward	@ Cincinnati	11- 4-90
120	23	George Rogers	Tampa Bay	11-29-81
117	18	Chuck Muncie	San Francisco	11-11-79
115	25	George Rogers	@ San Francisco	9-27-81
115	25	Rueben Mayes	Denver	11-20-88
115 *	30	Rueben Mayes	@ Cincinnati	11- 4-90
114	21	George Rogers	@ Buffalo	10-30-83
114	15	Jimmy Rogers	@ Washington	10-26-80

113	26	Bob Gresham	@	Green Bay	11-28-71
113	31	George Rogers		Cincinnati	10-25-81
113	11	Hokie Gajan		N.Y. Jets	11-21-83
112	19	Rueben Mayes	@	Atlanta	11- 1-87
112	24	Dalton Hilliard		L.A. Rams	11-26-89
110	14	Tony Baker	@	St. Louis	11- 2-69
109	15	Chuck Muncie		Los Angeles	11-28-76
109	27	Mike Strachan		Atlanta	11- 2-75
109	11	Craig Heyward		L.A. Raiders	10-23-88
108	22	Rueben Mayes	@	Indianapolis	10-12-86
108	24	Wayne Wilson	@	San Francisco	9-29-85
108	31	Wayne Wilson	@	Dallas	9-25-83
107	20	Chuck Muncie		N.Y. Jets	12- 4-77
107	30	George Rogers		San Francisco	12-20-81
106	28	Dalton Hilliard	@	New England	11-12-89
106	20	Gill Fenerty		Minnesota	9-22-91
106	21	Derek Brown		Green Bay	11-14-93
106	26	Mario Bates	@	San Francisco	10-29-95
106	22	Mario Bates		St. Louis	11- 5-95
105	24	Mike Strachan		Green Bay	10-12-75
104	10	Gill Fenerty	@	Rams	12- 9-90
103	18	Wayne Wilson	@	Atlanta	10- 9-83
102	13	Chuck Muncie	@	St. Louis	10-23-77
102	20	George Rogers		Atlanta	9- 2-84
100	20	Tony Galbreath		Los Angeles	10-30-77

250 YARDS PASSING

Yds.	Player	Att.	Comp.	Opponent	Date
377	Archie Manning	38	24	@ San Francisco	12- 7-80
376	Jim Everett	46	31	Washington	9-11-94
370	Jim Everett	43	29	Atlanta	9-17-95
364	Jim Everett	45	29	Green Bay	12-16-95
355	Archie Manning	28	20	@ San Francisco	9-23-79
355	Bobby Hebert	26	19	@ Phoenix	10-18-92
345	Billy Kilmer	32	22	@ St. Louis	11- 2-69
344	Archie Manning	32	22	@ Pittsburgh	11- 5-78
343	Jim Everett	27	23	@ Denver	12-24-94
341	Wade Wilson	34	22	@ Atlanta	9-12-93
335	Jim Everett	37	25	@ Minnesota	11-19-95
333	Ken Stabler	43	29	Tampa Bay	12- 5-82
325	Dave Wilson	32	20	Cincinnati	12- 9-84
326	Jim Everett	37	26	Kansas City	9- 4-94
323	Archie Manning	32	23	Atlanta	10-19-80
320	Bobby Hebert	39	28	Raiders	12-16-91
317	Steve Walsh	42	25	@ San Francisco	12- 1-91
314	Archie Manning	40	25	San Francisco	9- 7-80

314	Archie Manning	36	25	@ Detroit	10-12-80
308	Bobby Hebert	49	31	San Francisco	10- 8-89
306	Archie Manning	40	25	Philadelphia	11- 9-80
303	Archie Manning	53	33	@ Green Bay	9-10-78
302	John Fourcade	27	15	@ Buffalo	12-10-89
301	Archie Manning	39	24	New England	12-21-80
301	Bobby Hebert	35	22	@ San Francisco	11-15-92
300	Dave Wilson	45	19	@ Atlanta	10-20-85
295	Archie Manning	35	20	Philadelphia	10-29-72
294	Richard Todd	27	21	@ Cleveland	10-28-84
293	Jim Everett	26	17	@ New England	12- 3-95
292	Billy Kilmer	36	17	Pittsburgh	12-15-68
292	Steve Walsh	39	22	@ Houston	10-21-90
291	Archie Manning	45	28	@ Green Bay	9- 9-79
291	John Fourcade	28	21	Indianapolis	12-24-89
291	Jim Everett	55	31	@ San Francisco	9-25-94
291	Bobby Hebert	39	27	Chicago	10-27-91
287	Archie Manning	27	17	@ San Francisco	10-22-72
287	Jim Everett	47	31	@ Atlanta	12-10-95
285	Bobby Scott	35	16	@ St. Louis	10-23-77
285	Archie Manning	34	24	Buffalo	9-21-80
284	Archie Manning	29	14	Atlanta	9- 2-79
282	Bobby Hebert	32	23	@ Detroit	9-18-88
282	Bobby Hebert	32	23	@ Green Bay	9-17-89
281	Bobby Hebert	28	18	N.Y. Jets	10-15-89
280	Dave Wilson	30	18	@ Denver	9-15-85
279	Ken Stabler	39	25	Chicago	9-18-83
279	Bobby Hebert	32	19	@ Washington	11- 6-88
277	Wade Wilson	45	27	Atlanta	10-24-93
276	Billy Kilmer	37	22	Dallas	9-28-69
276	Archie Manning	31	18	@ N.Y. Giants	10- 8-72
276	Dave Wilson	34	19	Miami	12- 7-86
276	Bobby Hebert	22	15	@ L.A. Rams	10-22-89
276	Jim Everett	36	28	Atlanta	11-13-94
274	Steve Walsh	38	23	@ Washington	11-18-90
273	Bobby Hebert	37	17	Dallas	10- 3-88
273	Jim Everett	31	18	@ Atlanta	12-11-94
272	Dave Wilson	33	20	New England	11-30-86
272	Bobby Hebert	30	18	Atlanta	10-29-89
271	Ken Stabler	35	24	Atlanta	1- 2-83
269	Steve Walsh	33	17	@ Rams	11- 3-91
268	Archie Manning	27	20	@ Seattle	11-18-79
267	Bobby Hebert	40	25	San Francisco	9-27-92
267	Wade Wilson	43	25	L.A. Rams	12-12-93
266	Jim Everett	38	23	San Francisco	9- 3-95
264	Archie Manning	31	14	@ Atlanta	11-25-79
264	Richard Todd	29	14	St. Louis	9-23-84

264	Bobby Hebert	25	13		Chicago	9-13-92
263	Archie Manning	48	24	@	Los Angeles	11- 2-80
262	Billy Kilmer	24	14	@	Washington	12-17-67
262	Jim Everett	44	28	@	Raiders	11-20-94
261	Billy Kilmer	22	15		San Francisco	12-13-70
259	Bobby Hebert	25	16		Washington	10- 1-89
256	Jim Everett	36	24	@	Minnesota	11- 6-94
256	Jim Everett	32	19	@	N.Y. Giants	9-24-95
255	Bobby Hebert	24	16		Tampa Bay	12- 6-87
254	Bobby Hebert	34	20		San Francisco	12-15-85
254	Bobby Hebert	27	15		Houston	12-13-87
251	Archie Manning	37	25		Houston	12-10-78
250	Archie Manning	36	25	@	Tampa Bay	12-17-78

100 YARDS RECEIVING

Yds.	No.	Player	Opponent	Date
205	6	Wes Chandler	Atlanta	9- 2-79
200	6	Torrance Small	@ Denver	12-24-94
179	9	Floyd Turner	Chicago	10-27-91
165	8	Danny Abramowicz	@ Cincinnati	11-29-70
164	3	Eric Martin	Green Bay	9-14-86
159	4	Larry Burton	@ Atlanta	11- 2-75
156	12	Danny Abramowicz	Pittsburgh	10-29-67
153	8	Eric Martin	Cleveland	10-14-90
151	8	Eric Martin	@ Phoenix	10-18-92
150	9	Quinn Early	@ Minnesota	11-19-95
146	10	Eric Martin	@ Washington	11- 6-88
145	7	Al Dodd	@ St. Louis	11- 2-69
144	7	Danny Abramowicz	@ Washington	12-17-67
144	8	Henry Childs	@ San Francisco	12- 7-80
140	7	Danny Abramowicz	San Francisco	12-13-70
140	8	Wes Chandler	Atlanta	10-19-80
139 *	9	Wes Chandler	Philadelphia	11- 9-80
135	5	Eugene Goodlow	San Francisco	12-15-85
132	6	Eric Martin	L.A. Rams	10-30-88
132	10	Floyd Turner	@ San Francisco	12- 1-91
131	6	Hoby Brenner	St. Louis	9-23-84
131	5	Eric Martin	N.Y. Jets	10-15-89
131	10	Eric Martin	@ Washington	11-18-90
130	6	Eric Martin	Houston	12-13-87
129	8	Danny Abramowicz	Pittsburgh	12-21-69
127	12	John Beasley	@ San Diego	11-18-73
127	4	Wes Chandler	@ San Francisco	9-23-79
127	4	Quinn Early	Raiders	12-16-91
122	14	Tony Galbreath	@ Green Bay	9-10-78
121	6	Henry Childs	@ Seattle	11-18-79

120	4	Dave Parks	@ N.Y. Giants	10- 8-72
120	9	Eric Martin	Philadelphia	12-18-89
120	5	Eric Martin	Cincinnati	1- 2-94
119 *	4	Ike Harris	Philadelphia	11- 9-80
119	6	Mike Jones	Miami	12- 7-86
117	7	Wes Chandler	Atlanta	11-12-78
117 *	3	Henry Childs	@ Atlanta	11-25-79
117	8	Wes Chandler	@ Atlanta	9- 6-81
117	8	Quinn Early	Green Bay	12-16-95
116	5	Eric Martin	@ L.A. Rams	10-22-89
115	4	Paul Seal	Philadelphia	10-27-74
115	9	Danny Abramowicz	Baltimore	10-19-69
115	5	Floyd Turner	Atlanta	11-24-91
114	7	Dave Parks	@ St. Louis	10-11-70
113	5	Danny Abramowicz	San Francisco	11-23-69
112	7	Henry Childs	@ Green Bay	9- 9-79
111	6	Hoby Brenner	@ Atlanta	10-20-85
111	8	Eric Martin	Denver	11-20-88
111	7	Eric Martin	Houston	9- 5-93
110	5	Danny Abramowicz	San Francisco	9-26-71
110	5	Dave Parks	@ San Francisco	10-22-72
109	2	Walt Roberts	@ Philadelphia	11-19-67
107	5	Eric Martin	L.A. Rams	11-26-89
106	7	Tony Galbreath	Oakland	12- 3-79
106	6	Wes Chandler	@ Detroit	10-12-80
105	6	Hoby Brenner	Chicago	9-18-83
105	9	Danny Abramowicz	@ Atlanta	12- 7-69
103	6	Dave Parks	Pittsburgh	12-15-68
103	6	Wes Chandler	San Francisco	12- 3-78
103 *	6	Wes Chandler	@ Atlanta	11-25-79
103	6	Larry Hardy	San Francisco	9- 7-80
103	6	Lindsay Scott	St. Louis	9-12-82
103	6	Eric Martin	L.A. Rams	10-11-92
103	5	Michael Haynes	@ Atlanta	12-11-94
101	8	Danny Abramowicz	@ N.Y. Giants	10- 6-68
101	4	Tyrone Young	@ Cleveland	10-28-84
101	3	Hoby Brenner	Cincinnati	12- 9-84
101	7	Eric Martin	@ St. Louis	10-11-87
101	8	Quinn Early	Kansas City	9- 4-94
101	2	Eric Martin	Tampa Bay	12- 6-87
100	3	Henry Childs	@ Atlanta	11-26-78
100	4	Eric Martin	@ Buffalo	12-10-89

*Part of a dual 100-yard day.

SAINTS CONSECUTIVE RECORDS

INDIVIDUAL

Games Played:

- 143 Eric Martin (1985 through 1993)
- 138 Jim Dombrowski (6th game, 1987 through 1995, current)
- 122 Morten Andersen (6th game, 1987 through 1994)
- 103 Joe Federspiel (1973-80)
- 92 Sam Mills (6th game, 1987 through 2nd game, 1993)
- 91 Rickey Jackson (1981 through 2nd game, 1987)

Games Started:

- 91 Rickey Jackson (1981 through 2nd game, 1987)
- 90 Jim Dombrowski (6th game, 1987 through 1992)

Games Started, Current:

- 80 Wayne Martin (1991 through 1995)

Games, Scoring Points:

- 174 Morten Andersen (game 15 of 1983 through 1994)

Games, Scoring Touchdown:

- 6 Dalton Hilliard (16th game, 1988 through 5th game, 1989)
- 6 Dalton Hilliard (7th game, 1992 through 12th game, 1992)

Games, Scoring Field Goal:

- 20 Morten Andersen 10-25-87 through 11-6-88
- 19 Morten Andersen 11-24-85 through 12-7-86
- 17 Morten Andersen 11-18-90 through 11-10-91
- 16 Morten Andersen 9-20-92 through 9-12-93

Field Goals Made:

- 25 Morten Andersen 11-1-92 through 9-12-93
- 20 Morten Andersen, 11-24-85 through 10-5-86

Games, Rushing Touchdown:

- 5 Dalton Hilliard, (1989, 7th-11th games)

Games, Receiving Touchdown:

- 4 Lonzell Hill, 1988 (3rd-6th games)
- 4 Dalton Hilliard, 1992 (7th-10th games)
- 4 Quinn Early, 1993 (6th-9th games)
- 4 Quinn Early, 1995 (10th-13th games)

Games, Rushing for One Hundred or More Yards:

- 3 George Rogers, 1981 (6th, 7th and 8th games)
- 3 Wayne Wilson, 1983 (4th, 5th and 6th games)
- 3 Dalton Hilliard, 1989 (10th, 11th, 12th games)

Games, Passing Touchdown:

- 13 Archie Manning (1978, last 4 games; 1979, 1st to 9th game)

Games, None Intercepted:

- 3 Billy Kilmer, 1969; Archie Manning 1971, 1973, 1978, 1979; Bobby Hebert, 1987 and 1992; Wade Wilson, 1993.

Passes Completed:

- 15 Archie Manning, 1979 (7th and 8th games)

Games, Pass Reception:

- 105 Eric Martin (7th game, 1987 through 1993)
- 79 Danny Abramowicz (1967-73)

Points After Touchdown

- 119 Morten Andersen (7th game, 1989 through 13th game, 1992)

TEAM

Wins, Regular Season:

- 9 1987 (7-15)
- 9 Last 2 games of 1990, first 7 of 1991

Wins, Preseason:

- 5 1967

Losses, Regular Season:

- 14 1980 (first 14)

Wins Against One Team:

- 7 vs. L.A. Rams, 12-9-90 through 10-3-93

Losses Against One Team:

- 9 vs. Atlanta, 12-7-69 through 12-16-73

Wins at Home:

- 5 Last game of 1990, first 4 of 1991
- 5 1992, 3rd-7th games

Wins on the Road:

- 10 Last 6 games of 1987, first 4 of 1988

Losses at Home:

- 10 Last 2 of 1979, all 8 in 1980

Losses on the Road:

- 14 Last 4 of 1972, all 7 in 1973, first 3 of 1974



SAINTS ATTENDANCE

Year	COMBINED		HOME		ROAD	
	Total	Avg.	Total	Avg.	Total	Avg.
1967	890,405	63,600	528,242	75,463	362,163	51,738
1968	884,123	63,151	519,426	74,203	364,697	52,100
1969	921,972	65,855	521,133	74,447	400,839	57,262
1970	843,342	60,238	483,234	69,033	360,108	51,444
1971	932,267	66,590	550,578	78,654	381,689	54,527
1972	880,545	62,896	467,686	66,812	412,859	58,980
1973	839,914	59,993	451,566	64,509	388,348	55,478
1974	829,873	59,277	452,236	64,605	377,637	53,948
1975	767,274	56,805	396,409	56,634	370,865	52,981
1976	714,135	51,010	359,631	51,376	354,504	50,643
1977	655,989	46,856	334,502	47,786	321,487	45,927
1978	850,418	53,151	457,607	57,201	392,811	49,101
1979	939,175	58,698	495,260	61,907	443,915	55,489
1980	808,612	50,538	385,815	48,227	422,797	52,850
1981	891,207	55,700	440,708	55,089	450,499	55,700
1982	467,978	51,988	255,726	51,145	212,252	53,063
1983	896,678	56,042	529,878	66,235	366,800	45,850
1984	884,258	55,266	472,625	59,078	411,633	51,454
1985	799,050	49,941	388,795	48,599	410,255	51,282
1986	874,303	54,644	463,611	57,951	410,692	51,644
1987	774,295	51,620	420,783	60,111	353,512	44,189
1988	965,179	60,324	531,156	66,395	434,023	54,253
1989	916,534	57,283	488,998	61,124	427,536	53,442
1990*	997,722	62,358	536,438	67,055	461,284	57,661
1991*	1,008,934	63,058	548,655	68,582	460,279	57,535
1992*	977,552	61,097	548,728	68,591	428,824	53,603
1993*	979,133	61,196	541,300	67,663	437,833	54,730
1994	900,213	56,263	469,900	58,738	430,313	53,789
1995	854,771	53,423	400,589	50,073	454,182	56,772

LARGEST HOME CROWDS

TULANE STADIUM			
1967	83,437	vs.	Dallas 11-12 (Lost 10-27)
		vs.	Atlanta 11-26 (Won 27-24)
1968	84,278	vs.	Dallas 11-3 (Lost 3-17)
1969	80,636	vs.	Baltimore 10-19 (Lost 10-30)
1970	77,681	vs.	Los Angeles 11-1 (Lost 17-30)
1971	83,130	vs.	Minnesota 11-21 (Lost 10-23)
1972	70,793	vs.	Kansas City 9-25 (Lost 17-20)
1973	74,770	vs.	Buffalo 11-4 (Won 13-0)
1974	74,289	vs.	Miami 11-10 (Lost 0-21)

SUPERDOME			
1975	61,497	vs.	Minnesota 11-16 (Lost 7-20)
1976	61,413	vs.	Dallas 9-19 (Lost 6-24)
1977	59,023	vs.	Los Angeles 10-30 (Won 27-26)
1978	70,323	vs.	Atlanta 11-12 (Lost 17-20)
1979	70,940	vs.	Atlanta 9-2 (Lost 34-40 OT)
1980	62,651	vs.	Atlanta 10-19 (Lost 14-41)
1981	64,758	vs.	Pittsburgh 10-4 (Lost 6-20)

1982	61,709	vs.	Tampa Bay 12-5 (Lost 10-13)
1983	70,418	vs.	Los Angeles 12-18 (Lost 24-26)
1984	66,652	vs.	Atlanta 9-2 (Lost 28-36)
1985	57,760	vs.	Kansas City 9-8 (Lost 27-47)
1986	67,950	vs.	Atlanta 9-7 (Lost 10-31)
1987	69,546	vs.	Minnesota 1-3-88 (wild card)(Lost 10-44)
1988	68,474	vs.	Dallas 10-3 (Won 20-17)#
1989	66,977	vs.	Dallas 9-10 (Won 28-0)
1990	68,647	vs.	Rams 12-31 (Won 20-17)*
1991	68,794	vs.	Atlanta 12-28 (wild card)(Lost 27-20)*
1992	68,893	vs.	Philadelphia 1-3 (wild card)(Lost 36-20)*
1993	69,043	vs.	Atlanta 10-24 (Lost 26-15)*
		vs.	Green Bay 11-14 (Lost 19-17)*
1994	69,362	vs.	Kansas City 9-4 (Lost 30-17)
1995	66,627	vs.	San Francisco 9-3 (Lost 24-22)

#ABC Monday Night Football Telecast

*These figures represent tickets distributed for home games.

NOTE: Largest Superdome audience was 72,434 for first preseason game of 1975 (Houston 13, New Orleans 7). Preseason attendance figures are unofficial.

LARGEST ROAD CROWDS

1967	62,670	vs.	New York Giants 10-8 (Lost 21-27)
1968	71,025	vs.	Cleveland 11-10 (Lost 17-35)
1969	68,282	vs.	Dallas 11-9 (Lost 17-33)
1970	66,140	vs.	Los Angeles 12-6 (Lost 16-34)
1971	73,610	vs.	Los Angeles 12-5 (Lost 28-45)
1972	66,303	vs.	Los Angeles 9-17 (Lost 14-34)
1973	70,358	vs.	Los Angeles 11-11 (Lost 7-29)
1974	64,178	vs.	Los Angeles 9-22 (Lost 0-24)
1975	60,771	vs.	Los Angeles 10-26 (Lost 14-38)
1976	61,685	vs.	Seattle 11-21 (Won 51-27)
1977	53,482	vs.	Philadelphia 11-6 (Lost 7-28)
1978	57,920	vs.	Dallas 11-19 (Lost 7-27)
1979	74,482	vs.	Denver 11-4 (Lost 3-10)
1980	78,147	vs.	Detroit 10-12 (Lost 13-24)
1981	76,059	vs.	Cleveland 10-18 (Lost 17-20)
1982	64,506	vs.	Dallas 12-19 (Lost 7-21)
1983	62,136	vs.	Dallas 9-25 (Lost 20-21)
1984	63,739	vs.	New York Giants 12-15 (Won 10-3)
1985	74,488	vs.	Denver 9-15 (Lost 23-34)
1986	72,765	vs.	New York Giants 9-28 (Lost 17-20)
1987	60,436	vs.	San Francisco 11-15 (Won 26-24)
1988	63,569	vs.	Seattle 10-16 (Won 20-19)
1989	70,037	vs.	Buffalo 12-10 (Won 22-19)
1990	60,112	vs.	San Francisco 12-23 (Won 13-10)
1991	74,816	vs.	Kansas City 9-8 (Won 17-10)
1992	67,328	vs.	Atlanta 9-20 (Won 10-7)
1993	66,500	vs.	San Francisco 11-22 (Lost 42-7)
1994	64,445	vs.	Denver 12-24 (Won 30-28)
1995	72,619	vs.	New York Giants 9-24 (Lost 45-29)



SAINTS INDIVIDUAL RECORDS

SERVICE

MOST SEASONS

- 13 Morten Andersen, 1982-94
- 13 Hoby Brenner, 1981-93
- 13 Stan Brock, 1980-92
- 13 Rickey Jackson, 1981-93
- 13 Derland Moore, 1973-85
- 13 Frank Warren, 1981-89, 91-94
- 13 Jim Wilks, 1981-93

MOST GAMES

- 196 Morten Andersen, 1982-94
- 195 Rickey Jackson, 1981-93
- 189 Frank Warren, 1981-89, 91-94
- 186 Stan Brock, 1980-92
- 183 Jim Wilks 1981-93

SCORING

TOTAL POINTS

Career

- 1318 Morten Andersen, 1982-94
(302 FGs, 412 PATs)
- 318 Dalton Hilliard, 1986-93
(53 TDs)

Season

- 121 Morten Andersen, 1987
(28 FGs, 37 PATs)
- 120 Morten Andersen, 1985
(31 FGs, 27 PATs)
- 120 Morten Andersen, 1992
(29 FGs, 33 PATs)

Game

- 18 Walt Roberts vs. Philadelphia
11-5-67 (3 TDs)
- 18 Danny Abramowicz
vs. San Francisco 9-26-71
(3 TDs)
- 18 Archie Manning vs. Chicago
10-2-77 (3 TDs)

- 18 Chuck Muncie vs.
San Francisco 11-11-79
(3 TDs)
- 18 George Rogers at Rams
11-8-81 (3 TDs)
- 18 Wayne Wilson vs. Atlanta
1-2-83 (3 TDs)
- 18 Dalton Hilliard at Rams
10-22-89 (3 TDs)
- 18 Rueben Mayes vs. Phoenix
9-23-90 (3 TDs)
- 18 Mario Bates at Rams 12-4-94

Opponent/Game

- 24 Dave Williams at St. Louis
11-2-69 (4 TDs)
- 24 Wayne Morris at St. Louis
10-23-77 (4 TDs)
- 24 Rodney Hampton at Giants
9-24-95 (4 TDs)

TOUCHDOWNS

Career

- 53 Dalton Hilliard, 1986-93
- 48 Eric Martin, 1985-93
- 37 Danny Abramowicz, 1967-73

Season

- 18 Dalton Hilliard, 1989
- 13 George Rogers, 1981
- 11 Chuck Muncie, 1979

Game

- 3 Walt Roberts vs. Philadelphia
11-5-67
- 3 Danny Abramowicz vs.
San Francisco 9-26-71
- 3 Archie Manning vs. Chicago
10-2-77
- 3 Chuck Muncie vs.
San Francisco 11-11-79
- 3 George Rogers at Rams
11-8-81



- 3 Wayne Wilson vs. Atlanta
1-2-83
- 3 Dalton Hilliard at Rams
10-22-89
- 3 Rueben Mayes vs. Phoenix
9-23-90
- 3 Mario Bates at Rams 12-4-94

Opponent/Game

- 4 Dave Williams at St. Louis
11-2-69 (all receiving)
- 4 Wayne Morris at St. Louis
10-23-77 (all rushing)
- 4 Rodney Hampton at Giants
9-24-95 (all rushing)

FIELD GOALS MADE

Career

- 302 Morten Andersen, 1982-94
(389 atts.)
- 52 Charlie Durkee, 1967-68,
71-72 (101 atts.)

Season

- 31 Morten Andersen, 1985
(35 atts.)
- 29 Morten Andersen, 1992
(34 atts.)
- 28 Morten Andersen, 1987
(36 atts.)
- 28 Morten Andersen, 1993
(35 atts.)
- 28 Morten Andersen, 1994
(39 atts.)

Game

- 5 Charlie Durkee at Green Bay
11-28-71 (6 atts.)
- 5 Morten Andersen vs. Rams
12-1-85 (5 atts.)
- 5 Morten Andersen vs.
San Francisco 10-25-87
(7 atts.)
- 5 Morten Andersen vs. Atlanta
12-3-92 (5 atts.)

- 5 Morten Andersen at Atlanta
12-11-94 (5 atts.)

Opponent/Game

- 6 Bobby Howfield at Jets
12-3-72 (7 atts.)
- 6 Ray Wersching, San
Francisco 10-16-83 (6 atts.)
- 6 Norm Johnson, Atlanta,
11-13-94 (6 atts.)

LONGEST FIELD GOAL

- 63 Tom Dempsey vs. Detroit
11-8-70 (NFL Record)
- 60 Morten Andersen vs. Chicago
10-27-91

Opponent/Longest Field Goal

- 55 Joe Danelo at Giants 9-20-81
- 55 Morten Andersen at Atlanta
12-10-95 (twice)

FIELD GOALS ATTEMPTED

Career

- 389 Morten Andersen, 1982-94
(302 made)
- 101 Charlie Durkee, 1967-68,
71-72 (52 made)

Season

- 41 Tom Dempsey, 1969
(22 made)
- 39 Morten Andersen, 1994
(28 made)
- 37 Charlie Durkee, 1968
(19 made)

Game

- 7 Tom Dempsey vs.
Philadelphia 11-30-69
(4 made)
- 7 Morten Andersen vs.
San Francisco 10-25-87
(5 made)

Opponent/Game

- 7 Bobby Howfield at Jets
12-3-72 (6 made)

**POINTS AFTER TOUCHDOWN
Career**

- 412 Morten Andersen, 1982-94
(418 atts.)
87 Charlie Durkee, 1967-68,
71-72 (88 atts.)
79 Rich Szaro, 1975-78
(86 atts.)

Season

- 44 Morten Andersen, 1989
(45 atts.)
39 Garo Yepremian, 1979
(40 atts.)
38 Morten Andersen, 1991
(38 atts.)

Game

- 6 Tom Dempsey at St. Louis
11-2-69 (7 atts.)
6 Rich Szaro at Seattle
11-21-76 (6 atts.)
6 Rich Szaro at Chicago
10-2-77 (6 atts.)
6 Garo Yepremian at
Tampa Bay 10-14-79 (6 atts.)
6 Morten Andersen vs. Denver
11-20-88 (6 atts.)

Opponent/Game

- 8 Nick Mike-Mayer, Atlanta
9-16-73 (8 atts.)

RUSHING**TOTAL YARDS****Career**

- 4,267 George Rogers, 1981-84
(995 atts.)
4,164 Dalton Hilliard, 1986-93
(1,126 atts.)

- 3,408 Rueben Mayes, 1986-88, 90
(837 atts.)
3,386 Chuck Muncie, 1976-80
(787 atts.)

Season

- 1,674 George Rogers, 1981
(378 atts.)
1,353 Rueben Mayes, 1986
(286 atts.)
1,262 Dalton Hilliard, 1989
(344 atts.)

Game

- 206 George Rogers vs. St. Louis
9-4-83 (24 atts.)
203 Rueben Mayes vs. Miami
12-7-86 (28 atts.)

Opponent/Game

- 247 Willie Ellison at Rams
12-5-71 (26 atts.)
212 Jerome Bettis, Rams
12-12-93 (28 atts.)
202 Gerald Riggs, Atlanta 9-2-84
(35 atts.)

ATTEMPTS**Career**

- 1,126 Dalton Hilliard, 1986-93
(4,164 yards)
995 George Rogers, 1981-84
(4,267 yards)
837 Rueben Mayes, 1986-88, 90
(3,408 yards)

Season

- 378 George Rogers, 1981
(1,674 yards)
344 Dalton Hilliard, 1989
(1,262 yards)

Game

- 35 Earl Campbell at Minnesota
11-24-85 (160 yards)

- 35 Dwight Beverly at St. Louis
10-11-87 (139 yards)
34 Wayne Wilson vs. Miami
10-2-83 (160 yards)

Opponent/Game

- 39 Gerald Riggs, Atlanta
12-22-85 (158 yards)

**MOST 100-YARD RUSHING DAYS
Career**

- 16 George Rogers, 1981-84
11 Rueben Mayes, 1986-88, 90

Season

- 9 George Rogers, 1981
6 Rueben Mayes, 1986

**DUAL 100-YARD RUSHING DAYS
OPPONENT****vs. San Francisco, 11-13-77**

- Wilbur Jackson, 22-123
Del Williams, 25-110, 1 TD

vs. St. Louis, 10-5-80

- Otis Anderson, 22-126
Wayne Morris, 22-102, 3 TDs

**LONGEST SCORING RUNS
FROM SCRIMMAGE**

- 79 George Rogers at Cleveland
10-18-81
76 George Rogers vs. St. Louis
9-4-83
74 Tony Galbreath at
Kansas City 9-26-76
74 Lorenzo Neal at Atlanta
9-12-93
73 Craig Heyward vs. Raiders
10-23-88

**Opponent/Longest Scoring
Runs**

- 80 Willie Ellison at Rams
12-5-71

- 77 Dick Hoak, at Pittsburgh,
10/20/68
74 MacArthur Lane, at St. Louis,
10/11/70
71 Jerome Bettis, Rams,
12/12/93

**LONGEST NON-SCORING
RUN FROM SCRIMMAGE**

- 73 George Rogers vs.
Philadelphia 10-11-81

**Opponent/Longest Non-
Scoring Runs**

- 66 Eric Dickerson, Rams 10-14-84
62 John Settle at Atlanta 9-11-88

TOUCHDOWNS RUSHING**Career**

- 39 Dalton Hilliard, 1986-93
28 Chuck Muncie, 1976-80
27 Tony Galbreath, 1976-80

Season

- 13 George Rogers, 1981
13 Dalton Hilliard, 1989
11 Chuck Muncie, 1979

Game

- 3 Archie Manning vs. Chicago
10-2-77
3 Chuck Muncie vs. San Francisco
11-11-79
3 George Rogers at Rams 11-8-81
3 Wayne Wilson vs. Atlanta 1-2-83
3 Rueben Mayes vs. Phoenix
9-23-90
3 Mario Bates at Rams 12-4-94

Opponent/Game

- 4 Wayne Morris at St. Louis
10-23-77
4 Rodney Hampton at Giants
9-24-95

BEST AVERAGE**Career (min. 250 attempts)**

- 5.7 Archie Manning, 1971-82
(2,058 yds, 358 atts.)
5.4 Hokie Gajan, 1982-85
(1,358 yds, 252 atts.)

Season (min. 75 attempts)

- 6.0 Hokie Gajan, 1984
(615 yds, 102 atts.)
5.1 Hokie Gajan, 1983
(415 yds, 81 atts.)
5.0 Chuck Muncie, 1979
(1,198 yds, 238 atts.)

Game (min. 8 attempts)

- 10.8 Lorenzo Neal at Atlanta 9-12-93
(8-86)
10.43 Tony Galbreath vs. Kansas City
9-26-76 (14-146)
10.4 Gill Fenerty at Rams 12-9-90
(10-104)
10.3 Hokie Gajan vs. Jets 11-21-83
(11-113)

Opponent/Game

- 12.8 Steve Young, at San Francisco
12-23-90 (8-102)

RECEIVING**TOTAL RECEPTIONS****Career**

- 532 Eric Martin, 1985-93
(7,854 yards)
309 Danny Abramowicz, 1967-73
(4,875 yards)
284 Tony Galbreath, 1976-80
(2,221 yards)

Season

- 85 Eric Martin, 1988 (1,083 yards)
82 Quinn Early, 1994 (894 yards)
81 Quinn Early, 1995 (1,087 yards)
77 Michael Haynes, 1994
(985 yards)
74 Tony Galbreath, 1978 (582 yards)

Game

- 14 Tony Galbreath at Green Bay
9-10-78 (122 yards)
12 Danny Abramowicz vs. Pittsburgh
10-29-67 (156 yards)
12 John Beasley vs. San Diego
11-18-73 (127 yards)

Opponent/Game

- 15 Willie Anderson, Rams 11-26-89
(336 yards)
12 Rickey Young, Minnesota 9-3-78
(134 yards)
12 John Spagnola, Philadelphia
10-6-85 (124 yards)
12 Cris Carter, at Minnesota 11-6-94
(151 yards)
12 Cris Carter, at Minnesota
11-19-95 (137 yards)

TOTAL RECEIVING YARDS**Career**

- 7,854 Eric Martin, 1985-93
(532 receptions)
4,875 Danny Abramowicz, 1967-73
(309 receptions)

Season

- 1,090 Eric Martin, 1989 (68 receptions)
1,087 Quinn Early, 1995 (81 receptions)
1,083 Eric Martin, 1988 (85 receptions)
1,069 Wes Chandler, 1979
(65 receptions)
1,051 Danny Abramowicz, 1969
(73 receptions)
1,041 Eric Martin, 1992 (68 receptions)

Game

- 205 Wes Chandler vs. Atlanta 9-2-79
(6 receptions)
200 Torrance Small at Denver
12-24-94 (6 receptions)
179 Floyd Turner vs. Chicago
10-27-91 (9 receptions)

Opponent/Game

- 336 Willie Anderson (NFL record),
Rams 11-26-89 (15 receptions)
248 Richard Johnson, at Detroit
12-3-89 (8 receptions)
212 Mark Carrier, Tampa Bay 12-6-87
(8 receptions)

MOST 100-YARD RECEIVING DAYS**Career**

- 18 Eric Martin, 1985-93
10 Danny Abramowicz, 1967-73
9 Wes Chandler, 1978-81

Season

- 5 Eric Martin, 1989
4 Danny Abramowicz, 1969

DUAL 100-YARD RECEIVING DAYS, OPPONENT**at Cleveland, 11-10-68**

- Paul Warfield, 5-107
Leroy Kelly, 3-104

at St. Louis, 11-2-69

- Dave Williams, 8-164
John Gilliam, 5-106

at Minnesota 12-1-74

- Jim Lash, 3-112
John Gilliam, 5-109

at Giants, 9-20-81

- Johnny Perkins, 8-118
Gary Shirk, 11-101

at Rams, 12-9-90

- Willie Anderson, 5-123
Henry Ellard, 5-107

at Minnesota, 11-6-94

- Jake Reed, 8-157

Cris Carter, 12-151

vs. Atlanta, 11-13-94

Terance Mathis, 10-125
Andre Rison, 8-118

vs. Atlanta, 9-17-95

Eric Metcalf, 11-155
Bert Emanuel, 6-104

at Minnesota, 11-19-95

Qadry Ismail, 5-142
Cris Carter, 12-137

vs. Carolina, 11-26-95

Mark Carrier, 6-132
Willie Green, 4-105

LONGEST TOUCHDOWN RECEPTIONS

- 82 Mike Waters from John Fourcade
vs. Rams 10-4-87
80 Danny Abramowicz from
Billy Kilmer at Washington
12-17-67
79 Bob Newland from
Archie Manning vs. Los Angeles
11-17-74
78 Michael Haynes from Jim Everett
at Atlanta 12-11-94
75 Torrance Small from Jim Everett
at Denver 12-24-94

Opponent/Longest Touchdown Receptions

- 98 Michael Haynes from
Bobby Hebert at Atlanta 9-12-93
88 Harmon Wages from Bob Berry
at Atlanta 12-7-69

LONGEST NON-SCORING RECEPTIONS

- 96 Walt Roberts from Billy Kilmer
at Philadelphia 11-19-67

- 85 Wes Chandler from Archie Manning at San Francisco 9-23-79
- 84 Eric Martin from Bobby Hebert vs. Green Bay 9-14-86

Opponent/Longest Non-Scoring Reception

- 84 Ken Burrow from Bob Berry, Atlanta 12-19-71

TOUCHDOWNS RECEIVING

Career

- 48 Eric Martin, 1985-93
- 37 Danny Abramowicz, 1967-73

Season

- 9 Henry Childs, 1977
- 8 Eric Martin, 1989
- 8 Floyd Turner, 1991
- 8 Quinn Early, 1995

Game

- 3 Danny Abramowicz vs. San Francisco 9-26-71

Opponent/Game

- 4 Dave Williams at St. Louis 11-2-69

MOST TOTAL YARDS FROM SCRIMMAGE

Career

- 7,865 Eric Martin, 1985-93 (7,854 receiving)
- 6,397 Dalton Hilliard, 1986-93 (4,164 rushing)
- 5,086 Tony Galbreath, 1976-80 (2,865 rushing)

Season

- 1,800 George Rogers, 1981 (1,674 rushing)
- 1,776 Dalton Hilliard, 1989 (1,262 rushing)

- 1,506 Chuck Muncie, 1979 (1,198 rushing)

Game

- 225 Rueben Mayes vs. Miami 12-7-86 (203 rushing)
- 206 George Rogers vs. St. Louis 9-4-83 (all rushing)
- 205 Wes Chandler vs. Atlanta 9-2-79 (all receiving)
- 200 Torrance Small at Denver 12-24-94 (all receiving)

Opponent/Game

- 336 Willie Anderson, Rams 11-26-69 (all receiving)

PASSING

TOTAL YARDS

Career

- 21,734 Archie Manning, 1971-75, 77-82 (3,328 atts., 1,848 comp.)
- 14,630 Bobby Hebert, 1985-89, 91-92 (2,055 atts., 1,202 comp.)
- 7,825 Jim Everett, 1994-95 (1,107 atts., 691 comp.)
- 7,490 Billy Kilmer, 1967-70 (1,116 atts., 592 comp.)
- 6,987 Dave Wilson, 1981, 83-88 (1,038 atts., 551 comp.)

Season

- 3,970 Jim Everett, 1995 (567 atts., 345 comp.)
- 3,855 Jim Everett, 1994 (540 atts., 346 comp.)
- 3,716 Archie Manning, 1980 (509 atts., 309 comp.)

Game

- 377 Archie Manning at San Francisco 12-7-80 (24-38)
- 376 Jim Everett vs. Washington 9-11-94 (31-46)
- 370 Jim Everett vs. Atlanta 9-17-95 (29-43)

- 355 Archie Manning at San Francisco 9-23-79 (20-28)
- 355 Bobby Hebert at Phoenix 10-18-92 (19-26)

Opponent/Game

- 454 Jim Everett, Rams 11-26-89 (29-51)
- 420 Warren Moon, at Minnesota 11-6-94 (33-57)
- 397 Bill Kenney, Kansas City 9-8-85 (22-34)
- 386 Jeff George, Atlanta 9-17-95 (27-39)
- 384 Jim Zorn, at Seattle 11-18-79 (24-33)

PASS ATTEMPTS

Career

- 3,335 Archie Manning, 1971-75, 77-82 (1,849 comp.)
- 2,055 Bobby Hebert, 1985-89, 91-92 (1,202 comp.)
- 1,116 Billy Kilmer, 1967-70 (592 comp.)
- 1,107 Jim Everett, 1994-95 (691 comp.)

Season

- 567 Jim Everett, 1995 (345 comp.)
- 540 Jim Everett, 1994 (346 comp.)
- 509 Archie Manning, 1980 (309 comp.)
- 478 Bobby Hebert, 1988 (280 comp.)
- 471 Archie Manning, 1978 (291 comp.)

Game

- 55 Jim Everett at San Francisco 9-25-94 (31 comp.)
- 53 Archie Manning at Green Bay 9-10-78 (33 comp.)
- 52 Archie Manning vs. New England 12-10-72 (24 comp.)

- 52 Archie Manning vs. San Francisco 11-23-75 (25 comp.)

Opponent/Game

- 59 Steve Grogan at New England 11-12-89 (27 comp.)
- 57 Warren Moon, at Minnesota 11-6-94 (33 comp.)

PASS COMPLETIONS

Career

- 1,849 Archie Manning, 1971-75, 77-82 (3,335 atts.)
- 1,202 Bobby Hebert, 1985-89, 91-92 (2,055 atts.)
- 691 Jim Everett, 1994-95 (1,107 atts.)
- 592 Billy Kilmer, 1967-70 (1,116 atts.)

Season

- 346 Jim Everett, 1994 (540 atts.)
- 345 Jim Everett, 1995 (567 atts.)
- 309 Archie Manning, 1980 (509 atts.)
- 291 Archie Manning, 1978 (471 atts.)
- 280 Bobby Hebert, 1988 (478 atts.)

Game

- 33 Archie Manning at Green Bay 9-10-78 (53 atts.)
- 31 Bobby Hebert vs. San Francisco 10-8-89 (49 atts.)
- 31 Jim Everett vs. Washington 9-11-94 (46 atts.)
- 31 Jim Everett at San Francisco 9-25-94 (55 atts.)
- 31 Jim Everett at Atlanta 12-10-95 (47 atts.)

Opponent/Game

- 33 Warren Moon, at Minnesota 11-6-94 (57 atts.)
- 31 Jim Everett, at Rams 12-9-90 (50 atts.)
- 29 Jeff Kemp at San Francisco 9-21-86 (44 atts.)
- 29 Jim Everett, Rams 11-26-89 (51 atts.)

- 29 Jeff George, Atlanta, 11-13-94
(49 atts.)
- 29 Bernie Kosar, Miami, 10-15-95
(42 atts.)
- 29 Elvis Grbac, at San Francisco,
10-29-95 (42 atts.)

LONGEST TOUCHDOWN COMPLETIONS

- 82 John Fourcade to Mike Waters
vs. Rams 10-4-87
- 80 Billy Kilmer to Danny Abramowicz
at Washington 12-17-67
- 79 Archie Manning to Bob Newland
vs. Los Angeles 11-17-74
- 78 Jim Everett to Michael Haynes
at Atlanta 12-11-94
- 75 Jim Everett to Torrance Small
at Denver 12-24-94

Opponent/Longest Touchdown Completions

- 98 Bobby Hebert to Michael Haynes
at Atlanta 9-12-93
- 88 Bob Berry to Harmon Wages
at Atlanta 12-7-69

LONGEST NON-SCORING COMPLETIONS

- 96 Billy Kilmer to Walt Roberts
at Philadelphia 11-19-67
- 85 Archie Manning to Wes Chandler
at San Francisco 9-23-79
- 84 Bobby Hebert to Eric Martin
vs. Green Bay 9-14-86

Opponent/Longest Non-Scoring Completion

- 84 Bob Berry to Ken Burrow, Atlanta
12-19-71

MOST CONSECUTIVE COMPLETIONS

- 15 Archie Manning, 1979
(7th and 8th games)

Opponent

- 18 Don Majkowski at Green Bay
9-17-89

PASSING PERCENTAGE

Career

- 62.4 Jim Everett, 1994-95
(1,107 atts., 691 comp.)
- 58.5 Bobby Hebert, 1985-89, 91-92
(2,055 atts., 1,202 comp.)
- 57.2 Ken Stabler, 1982-84
(500 atts., 326 comp.)
- 55.4 Archie Manning, 1971-75, 77-82
(3,335 atts., 1,849 comp.)

Season

- 64.1 Jim Everett, 1994
(540 atts., 346 comp.)
- 62.9 Bobby Hebert, 1989
(353 atts., 222 comp.)
- 61.9 Ken Stabler, 1982
(189 atts., 117 comp.)
- 61.8 Archie Manning, 1978
(471 atts., 291 comp.)

Game

- 90.9 Mike Buck at Pittsburgh 10-17-93
(10-11)
- 87.0 Bobby Hebert vs. Denver
11-20-88 (20-23)
- 85.2 Jim Everett at Denver 12-20-94
(23-27)
- 84.2 Bobby Hebert vs. Dallas 9-10-89
(16-19)

Opponent/Game

- 90.9 Scott Hunter at Atlanta 10-31-76
(10-11)
- 90.5 Lynn Dickey, Green Bay
12-13-81 (19-21)

TOUCHDOWN PASSES

Career

- 115 Archie Manning, 1971-75, 77-82

- 85 Bobby Hebert, 1985-89, 91-92
- 48 Jim Everett, 1994-95
- 47 Billy Kilmer, 1967-70

Season

- 26 Jim Everett, 1995
- 23 Archie Manning, 1980
- 22 Jim Everett, 1994
- 20 Billy Kilmer, 1969
- 20 Bobby Hebert, 1988

Game

- 6 Billy Kilmer at St. Louis 11-2-69
- 4 Bobby Hebert vs. San Francisco
9-4-88
- 4 Jim Everett vs. Miami 10-15-95

Opponent/Game

- 6 Charley Johnson at St. Louis
11-2-69

QUARTERBACK RATING

Career

- 86.6 Jim Everett, 1994-95
(691-1,107, 48 TDs, 32 INTs)
- 79.2 Bobby Hebert, 1985-89, 91-92
(1,202-2,055, 85 TDs, 75 INTs)

Season

- 87.0 Jim Everett, 1995
(345-567, 26 TDs, 14 INTs)
- 84.9 Jim Everett, 1994
(346-540, 22 TDs, 18 INTs)
- 82.9 Bobby Hebert, 1987
(164-294, 15 TDs, 9 INTs)
- 82.9 Bobby Hebert, 1992
(249-422, 19 TDs, 16 INTs)

PASSES HAD INTERCEPTED

Career

- 156 Archie Manning, 1971-75, 77-82
- 75 Bobby Hebert, 1985-89, 91-92
- 62 Billy Kilmer, 1967-70

Season

- 21 Archie Manning, 1972
- 20 Archie Manning, 1979 & 1980

Game

- 5 Archie Manning vs. Atlanta
9-16-73
- 5 Archie Manning vs. Rams
10-7-79

Opponent/Game

- 5 Randy Wright, Green Bay
9-14-86
- 5 Scott Campbell at Atlanta 11-1-87

MOST TIMES SACKED

Career

- 337 Archie Manning, 1971-75, 77-82
- 119 Bobby Hebert, 1985-89, 91-92
- 98 Dave Wilson, 1981, 83-88

Season

- 49 Archie Manning, 1975
- 43 Archie Manning, 1972
- 41 Archie Manning, 1980

Game

- 9 Dave Wilson at San Francisco
11-13-83
- 9 Dave Wilson at Rams 11-3-85
- 9 Wade Wilson at Cleveland
12-5-93

Opponent/Game

- 7 Wade Wilson at Minnesota
12-21-86

TOTAL OFFENSE

MOST RUNNING AND PASSING PLAYS

Career

- 3,693 Archie Manning, 1971-75, 77-82
(3,335 passing)
- 2,197 Bobby Hebert, 1985-89, 91-92
(2,055 passing)

Season

- 591 Jim Everett, 1995 (567 passing)
- 555 Jim Everett, 1994 (540 passing)
- 532 Archie Manning, 1980 (509 passing)
- 515 Bobby Hebert, 1988 (478 passing)
- 511 Archie Manning, 1972 (448 passing)
- 509 Archie Manning, 1978 (471 passing)

Game

- 56 Jim Everett at San Francisco 9-25-94 (55 passing)
- 54 Archie Manning at Green Bay 9-10-78 (53 passing)
- 54 Archie Manning vs. New England 12-10-72 (52 passing)

Opponent/Game

- 61 Steve Grogan at New England 11-12-89 (59 passing)
- 59 Warren Moon at Minnesota 11-6-94 (57 passing)

MOST TOTAL YARDS

(does not include yards lost attempting to pass)

Career

- 23,792 Archie Manning, 1971-75, 77-82 (21,734 passing)
- 15,082 Bobby Hebert, 1985-89, 91-92 (14,630 passing)
- 7,902 Jim Everett, 1994-95 (7,825 passing)
- 7,789 Billy Kilmer, 1967-70 (7,490 passing)

Season

- 4,012 Jim Everett, 1995 (3,970 passing)
- 3,890 Jim Everett, 1994 (3,855 passing)
- 3,882 Archie Manning, 1980 (3,716 passing)

- 3,618 Archie Manning, 1978 (3,416 passing)

Game

- 394 Wade Wilson at Atlanta 9-12-93 (341 passing)
- 381 Archie Manning at San Francisco 12-7-80 (377 passing)
- 376 Jim Everett vs. Washington 9-11-94 (all passing)

Opponent/Game

- 452 Jim Everett, Rams 11-26-89 (454 passing)

PUNTING**MOST PUNTS****Career**

- 447 Tom Blanchard, 1974-78 (41.3 avg.)
- 433 Tommy Barnhardt, 1987, 1989-94 (43.0 avg.)
- 363 Brian Hansen, 1984-88 (42.0 avg.)

Season

- 101 Tom Blanchard, 1976 (39.3 avg.)
- 92 Tom Blanchard, 1975 (41.0 avg.)
- 89 Russell Erxleben, 1980 (39.2 avg.)

Game

- 12 Tom Blanchard vs. Minnesota 11-16-75 (42.9 avg.)
- 11 Steve O'Neal at San Francisco 10-21-73 (41.6 avg.)
- 11 Russell Erxleben vs. Washington 12-26-82 (44.7 avg.)

Opponent/Game

- 11 Shawn McCarthy, at New England 11-8-92 (42.1 avg.)

HIGHEST AVERAGE**Career**

- 43.0 Tommy Barnhardt, 1987, 1989-94 (433 punts)

- 42.3 Tom McNeill, 1967-69 (130 punts)
- 42.0 Brian Hansen, 1984-88 (363 punts)

Season

- 44.0 Tommy Barnhardt, 1992 (67 punts)
- 43.8 Brian Hansen, 1984 (69 punts)
- 43.6 Tommy Barnhardt, 1993 (77 punts)
- 43.6 Tommy Barnhardt, 1994 (67 punts)
- 43.5 Tommy Barnhardt, 1991 (86 punts)

LONGEST PUNT

- 81 Tom McNeill vs. Dallas 9-28-69

Opponent/Longest Punt

- 87 Dave Finzer at Chicago 10-7-84

PUNT RETURNS**MOST RETURNS****Career**

- 104 Jeff Groth, 1981-84 (8.5 avg.)
- 86 Tyrone Hughes, 1993-95 (10.6 avg.)
- 75 Rich Mauti, 1977-80, 82-83 (8.1 avg.)

Season

- 39 Jeff Groth, 1983 (7.1 avg.)
- 38 Rich Mauti, 1977 (7.4 avg.)
- 37 Howard Stevens, 1974 (10.2 avg.)
- 37 Jeff Groth, 1981 (11.8 avg.)
- 37 Vince Buck, 1990 (8.2 avg.)
- 37 Tyrone Hughes, 1993 (13.6 avg.)

Game

- 6 Pete Athas vs. Houston 10-3-76 (161 yards)

- 6 Rod Harris at Detroit 12-3-89 (38 yards)
- 6 Bobby Morse vs. Indianapolis 12-24-89 (28 yards)
- 6 Vince Buck vs. Minnesota 9-22-91 (37 yards)
- 6 Tyrone Hughes at Carolina 10-22-95 (36 yards)

Opponent/Game

- 10 Mike Nelms, Washington 12-26-82 (106 yards)

MOST YARDS**Career**

- 908 Tyrone Hughes, 1993-95 (86 returns)
- 887 Jeff Groth, 1981-84 (104 returns)
- 657 Mel Gray, 1986-88 (49 returns)
- 610 Rich Mauti, 1977-80, 82-83 (75 returns)

Season

- 503 Tyrone Hughes, 1993 (37 returns)
- 436 Jeff Groth, 1981 (37 returns)

Game

- 161 Pete Athas vs. Houston 10-3-76 (6 returns)
- 130 Mel Gray vs. Tampa Bay 12-6-87 (2 returns)
- 128 Tyrone Hughes at Rams 10-3-93 (4 returns)

Opponent/Game

- 143 Chuck Latourette, St. Louis 9-29-68 (3 returns)

BEST AVERAGE**Career (min. 25 returns)**

- 13.4 Mel Gray, 1986-88 (49 returns)
- 10.6 Tyrone Hughes, 1993-95 (86 returns)
- 10.1 Howard Stevens, 1973-74 (54 returns)

Season (min. 10 returns)

- 14.7 Mel Gray, 1987 (24 returns)
- 13.6 Tyrone Hughes, 1993 (37 returns)
- 12.2 Gil Chapman, 1975 (17 returns)
- 12.2 Mel Gray, 1988 (25 returns)

LONGEST RETURNS

- 83t Tyrone Hughes at Philadelphia 12-26-93
- 80 Mel Gray vs. Tampa Bay 12-6-87

Opponent/Longest Return

- 103t Robert Bailey, Rams, 10/23/94 (NFL Record)

PUNTS RETURNED FOR TOUCHDOWNS

- 83 Tyrone Hughes at Philadelphia 12-26-93
- 74 Tyrone Hughes at Rams 10-3-93
- 66 Mel Gray vs. Denver 11-20-88
- 56 Derrick Shepard vs. Dallas 9-10-89
- 53 Charlie Brown vs. Pittsburgh 12-15-68

Opponent/Longest Punt Returns for Touchdowns

(Total of 16)

- 103 Robert Bailey, Rams 10-23-94 (NFL Record)
- 88 Mike Fuller, San Diego 10-9-77
- 86 Chuck Latourette, St. Louis 9-29-68
- 84 Ron Smith at San Diego 11-18-73

KICKOFF RETURNS**MOST RETURNS****Career**

- 159 Tyrone Hughes, 1993-95 (24.7 avg.)
- 124 Rich Mauti, 1977-80, 82-83 (22.9 avg.)
- 94 Mel Gray, 1986-88 (23.3 avg.)

Season

- 66 Tyrone Hughes, 1995 (24.5 avg.)
- 63 Tyrone Hughes, 1994 (24.7 avg.)
- 43 Margene Adkins, 1972 (23.7 avg.)
- 41 Jimmy Rogers, 1980 (22.9 avg.)

Game

- 8 Tyrone Hughes vs. San Diego 10-16-94 (196 yards)
- 8 Tyrone Hughes at Minnesota 11-19-95 (156 yards)
- 7 Tyrone Hughes vs. Rams 10-23-94 (304 yards)
- 7 Tyrone Hughes vs. Atlanta 9-17-95 (199 yards)
- 7 Tyrone Hughes vs. Green Bay 12-16-95 (194 yards)
- 6 10 times by 5 different players

Opponent/Game

- 7 Dennis Pearson, Atlanta 9-2-79 (122 yards)
- 7 Butler By'not'e, Carolina 11-26-95 (110 yards)

MOST YARDS**Career**

- 3,926 Tyrone Hughes, 1993-95 (159 returns)
- 2,836 Rich Mauti, 1977-80, 82-83 (124 returns)
- 2,192 Mel Gray, 1986-88 (94 returns)

Season

- 1,617 Tyrone Hughes, 1995 (66 returns)
- 1,556 Tyrone Hughes, 1994 (63 returns)
- 1,020 Margene Adkins, 1972 (43 returns)

Game

- 304 Tyrone Hughes vs. Rams 10-23-94 (NFL Record)(7 returns)

Opponent/Kickoffs**Returned for Touchdowns**

- 105 Travis Williams at Rams 12-5-71
- 98 Dexter Carter at San Francisco 12-1-91
- 95 Nate Lewis at San Diego 11-17-91
- 94 Cliff Austin at Atlanta 10-20-85
- 93 Steve Odom, Green Bay 10-12-75
- 90 Dave Hampton at Green Bay 11-28-71

COMBINED KICKOFF AND PUNT RETURNS**MOST RETURNS****Career**

- 245 Tyrone Hughes, 1993-95
- 199 Rich Mauti, 1977-80, 82-83

Season

- 94 Tyrone Hughes, 1995
- 84 Tyrone Hughes, 1994

Game

- 11 Tyrone Hughes at Carolina 10-22-95
- 10 Tyrone Hughes vs. Rams 10-23-94

MOST YARDS**Career**

- 4,834 Tyrone Hughes, 1993-95
- 3,446 Rich Mauti, 1977-80, 82-83
- 2,849 Mel Gray, 1986-88

Season

- 1,879 Tyrone Hughes, 1995
- 1,699 Tyrone Hughes, 1994
- 1,256 Tyrone Hughes, 1993

Game

- 347 Tyrone Hughes, vs. Rams 10-23-94 (NFL Record)

- 199 Tyrone Hughes vs. Atlanta 9-17-95 (7 returns)
- 196 Tyrone Hughes vs. San Diego 10-16-94 (8 returns)
- 194 Tyrone Hughes vs. Green Bay 12-16-95 (7 returns)
- 186 Mel Gray at San Francisco 9-21-86 (3 returns)

Opponent/Game

- 198 Clarence Verdin, at Atlanta 12-11-94 (7 returns)
- 190 Deion Sanders, Atlanta 12-3-92 (6 returns)
- 189 Dave Hampton, at Green Bay 11-28-71 (5 returns)

BEST AVERAGE**Career (min. 25 returns)**

- 26.3 Walt Roberts, 1967 (28 returns)
- 26.1 John Gilliam, 1967-68, 1977 (31 returns)

Season (min. 10 returns)

- 27.9 Don Shy, 1969 (16 returns)
- 27.9 Mel Gray, 1986 (31 returns)
- 27.8 Bobby Morse, 1989 (10 returns)

KICKOFFS RETURNED FOR TOUCHDOWNS

- 101 Mel Gray at San Francisco 9-21-86
- 99 Bobby Morse at Detroit 12-3-89
- 99 Tyrone Hughes at Minnesota 11-28-93
- 98 Tyrone Hughes vs. Rams 10-23-94
- 94 John Gilliam vs. Rams 9-17-67
- 92 Clarence Chapman at San Francisco 11-27-77
- 92 Tyrone Hughes vs. Rams 10-23-94
- 91 Walt Roberts vs. Philadelphia 11-5-67

- 221 Tyrone Hughes, vs. Philadelphia
12-26-93

Opponent/Game

- 233 Chuck Latourette, St. Louis
9-29-68

- 225 Brian Mitchell, Washington
9-11-94

MOST RETURNS FOR TOUCHDOWNS**Career**

- 5 Tyrone Hughes, 1993-95
2 Mel Gray, 1986-88

Season

- 3 Tyrone Hughes, 1993
2 Tyrone Hughes, 1994

Game

- 2 Tyrone Hughes, vs. Rams
10-23-94

Opponent/Game

- 1 22 different players

INTERCEPTIONS**MOST INTERCEPTIONS****Career**

- 37 Dave Waymer, 1980-89
(395 yards)
36 Tommy Myers, 1972-81
(621 yards)

Season

- 10 Dave Whitsell, 1967 (178 yards)
9 Dave Waymer, 1986 (48 yards)

Game

- 3 Tommy Myers vs. Minnesota
9-3-78 (151 yards)
3 Dave Waymer vs. Philadelphia
10-6-85 (28 yards)
3 Reggie Sutton at Chicago
10-18-87 (42 yards)
3 Gene Atkins at Phoenix 12-22-91
(198 yards)

Opponent/Game

- 3 Pat Thomas, Rams 10-7-79
(5 yards)
3 Leonard Coleman at Indianapolis
10-12-86 (31 yards)

MOST YARDS RETURNED**Career**

- 621 Tommy Myers, 1972-81
(36 returns)
395 Dave Waymer, 1980-89
(37 returns)

Season

- 198 Gene Atkins, 1991 (5 returns)
178 Dave Whitsell, 1967 (10 returns)
167 Tommy Myers, 1978 (6 returns)

Game

- 151 Tommy Myers vs. Minnesota
9-3-78 (3 returns)
99 Gene Atkins at Phoenix 12-22-91
(3 returns)
94 Bo Burris vs. Minnesota 10-13-68
(1 return)

Opponent/Game

- 93 Ross Fichtner, Cleveland 10-1-67
(2 returns)

MOST RETURNS FOR TOUCHDOWNS**Career**

- 3 Brett Maxie, 1985-93
3 Jim Merlo, 1973-79
2 Toi Cook, 1987-93
2 Tommy Myers, 1972-81
2 Johnnie Poe, 1981-87
2 Dave Whitsell, 1967-69
2 Dennis Winston, 1982-85

Season

- 2 Dave Whitsell, 1967
2 Jim Merlo, 1976
2 Dennis Winston, 1984

Game

- 1 22 different players

Opponent/Game

- 2 Eric Allen, at Philadelphia
12-26-93

LONGEST RETURNS

- 97t Tommy Myers vs. Minnesota
9-3-78
94t Bo Burris vs. Minnesota 10-13-68

Opponent/Longest Returns

- 88 Ross Fichtner, Cleveland
10-1-67#
78t Jesse Solomon at Minnesota
12-4-88

#Lateral from Erich Barnes

QUARTERBACK SACKS**MOST SACKS****Career**

- 123 Rickey Jackson, 1981-93
76.5 Pat Swilling, 1986-92
57 Frank Warren 1981-89, 91-94

Season

- 17 Pat Swilling, 1991 (139 yards)
16.5 Pat Swilling, 1989 (164 yards)
15.5 Wayne Martin, 1992
(102 yards)

Most Sacks by a Rookie

- 9 Renaldo Turnbull, 1990
8 Rickey Jackson, 1981

Game

- 4 Rickey Jackson at Atlanta
12-14-86 (33 yards)
4 Rickey Jackson at Detroit
9-18-88 (34 yards)
4 Pat Swilling vs. Tampa Bay
11-11-90 (26 yards)
4 Wayne Martin vs. Atlanta 12-3-92
(26.5 yards)

Opponent/Game

- 6 Fred Dean at San Francisco
11-13-83 (41 yards)

FUMBLES**MOST OPPONENTS' FUMBLES RECOVERED****Career**

- 26 Rickey Jackson, 1981-93
17 Sam Mills, 1986-94
14 Dave Waymer, 1980-89
13 Gene Atkins, 1987-93

Season

- 7 Rickey Jackson, 1990
5 Joe Federspiel, 1975
5 Maurice Spencer, 1976
5 Jack Del Rio, 1985
5 James Geathers, 1989

Game

- 3 Maurice Spencer vs. Atlanta
10-10-76

LONGEST FUMBLE RETURN

- 86t Tyrone Hughes vs.
San Francisco 11-28-94
85t Ernie Jackson vs. Atlanta
10-15-72
76t Sam Mills at Jets 12-26-92

Opponent/Longest Fumble Return

- 98t Toby Wright, Rams 10-23-94
96t C.L. Whittington, Houston
10-3-76

MOST FUMBLES RETURNED FOR TOUCHDOWNS**Career**

- 2 Robert "Pig" Goff, 1990-95
2 Tyrone Hughes, 1993-95
2 Sam Mills, 1986-94
2 Tommy Myers, 1972-81
2 Frank Warren, 1981-89, 91-93

Season

- 2 Robert "Pig" Goff, 1992
2 Tyrone Hughes, 1994

MOST TIMES FUMBLED**Career**

- 57 Archie Manning, 1971-75, 77-82

Season

- 11 George Rogers, 1981 (6 lost)

Game

- 3 Billy Kilmer at St. Louis 12-3-67
3 Billy Kilmer vs. Cleveland 10-12-69
3 Howard Stevens at Dallas 9-24-73
3 Hokie Gajan vs. Tampa Bay 9-22-85 (2 lost)
3 Rueben Mayes vs. San Francisco 10-25-87 (2 lost)
3 Rueben Mayes at Pittsburgh 11-29-87 (2 lost)

SAINTS IN PRO BOWL

- 1967 — Dave Whitsell, cornerback.
1968 — Dave Rowe, defensive tackle.
1969 — Tom Dempsey, kicker; Jake Kupp, guard; Tony Baker and Andy Livingston, running backs; Tom Fears, coach.
1978 — Archie Manning, quarterback.
1979 — Wes Chandler, wide receiver; Henry Childs, tight end; Archie Manning, quarterback; Chuck Muncie, running back; Tommy Myers, safety.
1981 — George Rogers, running back.
1982 — George Rogers, running back.
1983 — Rickey Jackson, linebacker.
1984 — Bruce Clark, defensive end; Brian Hansen, punter; Rickey Jackson, linebacker
1985 — Morten Andersen, kicker; Rickey Jackson, linebacker.
1986 — Morten Andersen, kicker; Rickey Jackson, linebacker. *Rueben Mayes, running back.
1987 — Morten Andersen, kicker; Hoby Brenner, tight end; Brad Edelman, guard; *Rueben Mayes, running back; Sam Mills, linebacker; Dave Waymer, cornerback.
1988 — Morten Andersen, kicker; Eric Martin, wide receiver; Sam Mills, linebacker.
1989 — Dalton Hilliard, running back; Vaughan Johnson, linebacker; Pat Swilling, linebacker.
1990 — Morten Andersen, kicker; Vaughan Johnson, linebacker; Pat Swilling, linebacker.
1991 — Vaughan Johnson, linebacker; Sam Mills, linebacker; Pat Swilling, linebacker; Bennie Thompson, special teams.
1992 — Morten Andersen, kicker; Joel Hilgenberg, center; Rickey Jackson, linebacker; Vaughan Johnson, linebacker; Sam Mills, linebacker; Pat Swilling, linebacker.
1993 — Tyrone Hughes, return specialist; Rickey Jackson, linebacker; Renaldo Turnbull, linebacker
1994 — Wayne Martin, defensive end; William Roaf, tackle
1995 — Eric Allen, cornerback; William Roaf, tackle.

*Injured, did not play

SAINTS TEAM RECORDS

*Records set as a result of the (1982) nine-game season

**SCORING
MOST POINTS****Season**

- 422 1987
386 1989
370 1979

Opponent/Season

- 487 1980

Game

- 51 Saints 51 at St. Louis 42, 11-2-69
51 Saints 51 at Seattle 27, 11-21-76

Opponent/Game

- 62 Atlanta 62 at Saints 7, 9-16-73

Half

- 42 at Tampa Bay 10-14-79 (2nd)

Opponent/Half

- 38 Atlanta 9-16-73 (2nd)

Quarter

- 28 at Seattle 11-21-76 (3rd)
28 vs. Oakland 12-3-79 (2nd)

Opponent/Quarter

- 28 at Philadelphia 11-19-67 (2nd)
28 at Chicago 10-10-71 (2nd)
28 vs. Rams 10-7-79 (2nd)

FEWEST POINTS**Season**

- 129 1982*
163 1973
165 1975
166 1974

Opponent/Season

- 160 1982*
202 1992
211 1991

Game

- 0 10 times
(last time at New England 12-4-83)

Opponent/Game

- 0 12 times
(last time at Jets 12-24-95)

MOST TOUCHDOWNS**Season**

- 46 1979, 1987, 1989

Opponent/Season

- 60 1980

Game

- 7 at St. Louis 11-2-69
6 at Seattle 11-21-76
6 at Chicago 10-2-77
6 at Tampa Bay 10-14-79
6 vs. Denver 11-20-88

Opponent/Game

- 8 Atlanta, 9-16-73

FEWEST TOUCHDOWNS**Season**

- 16 1973, 1982*
17 1970

Opponent/Season

- 19 1982*
23 1991

**MOST GAMES WITHOUT
YIELDING A TOUCHDOWN**

- 5 1991 (2 Shutouts)

MOST TOUCHDOWNS RUSHING**Season**

- 28 1979
20 1983, 1987

Opponent/Season

- 28 1980

Game

- 5 at Tampa Bay 10-14-79

Opponent/Game

- 5 at St. Louis 10-23-77
5 at Giants 9-24-95

**FEWEST TOUCHDOWNS
RUSHING****Season**

- 4 1970, 1985
5 1972, 1973

Opponent/Season

- 6 1987, 1991

7 1988, 1993

MOST TOUCHDOWNS PASSING
Season

26 1980, 1995
23 1987, 1989

Opponent/Season

32 1969
31 1980

Game

6 at St. Louis 11-2-69

Opponent/Game

6 at St. Louis 11-2-69

**FEWEST TOUCHDOWNS
PASSING**
Season

8 1975, 1976, 1981, 1982*

Opponent/Season

11 1982*
12 1991

MOST FIELD GOALS
Season

33 1987 (42 attempts)
31 1985 (35 attempts)

Opponent/Season

31 1972 (34 attempts)
30 1994 (37 attempts)

Game

5 at Green Bay (Milw.) 11-28-71
5 vs. Los Angeles Rams 12-1-85
(5 attempts)
5 vs. San Francisco 10-25-87 (7 attempts)
5 vs. Atlanta 12-3-92 (5 attempts)
5 at Tampa Bay 12-11-94 (5 attempts)

Opponent/Game

6 at Jets 12-3-72 (7 attempts)
6 San Francisco 10-16-83 (6 attempts)
6 Atlanta 11-13-94 (6 attempts)

**MOST DEFENSIVE
TOUCHDOWNS**
Season

6 1992
4 1976, 1984, 1985

Opponent/Season

9 1993

5 1975, 1983, 1994

**MOST POINTS AFTER
TOUCHDOWN**
Season

44 1979 (46 attempts)
44 1989 (46 attempts)
43 1987 (46 attempts)

Opponent/Season

56 1980 (60 attempts)

Game

6 at St. Louis 11-2-69 (7 attempts)
6 at Seattle 11-21-76 (6 attempts)
6 at Chicago 10-2-77 (6 attempts)
6 at Tampa Bay 10-14-79 (6 attempts)
6 vs. Denver 11-20-88 (6 attempts)

Opponent/Game

8 Atlanta, 9-16-73 (8 attempts)

**FEWEST POINTS AFTER
TOUCHDOWN**
Season

15 1982* (16 attempts)
16 1970 (17 attempts)
16 1973 (16 attempts)

Opponent/Season

19 1982* (19 attempts)
22 1991 (23 attempts)
22 1992 (24 attempts)

**MOST TWO-POINT
CONVERSIONS**
Season

2 1994, 1995

Opponent/Season

3 1994, 1995

Game

1 4 different times

Opponent/Game

2 Carolina, 11-26-95

GREATEST MARGIN OF VICTORY

42 Denver 0 at Saints 42, 11-20-88

GREATEST MARGIN OF DEFEAT

55 Atlanta 62 at Saints 7, 9-16-73

**MOST CONSECUTIVE GAMES
SCORING**

193 Current, beginning game 15, 1983

LONGEST WINNING STREAK

9 1987 (games 7-15)
1990 (last 2) through 1991 (first 7)

LONGEST LOSING STREAK

14 First 14 games of 1980

**FIRST DOWNS
MOST FIRST DOWNS**
Season

315 1979
308 1994
305 1988
304 1987, 1989

Opponent/Season

360 1980

Game

32 vs. Atlanta 1-2-83
30 at St. Louis 10-11-87
30 vs. Atlanta 11-13-94

Opponent/Game

35 Atlanta 9-2-79

FEWEST FIRST DOWNS
Season

173 1982*
183 1970

Opponent/Season

150 1982*
215 1991

Game

2 at San Francisco 10-21-73
3 vs. St. Louis 10-5-80

Opponent/Game

6 vs. Rams, 9-15-91
6 vs. Minnesota 9-22-91
6 vs. Raiders 12-16-91
6 at New England 11-8-92

MOST FIRST DOWNS RUSHING
Season

160 1979
135 1983
131 1984

Opponent/Season

178 1980

Game

19 at Seattle 11-21-76

Opponent/Game

23 St. Louis 10-4-80

**FEWEST FIRST DOWNS
RUSHING**
Season

67 1967
75 1995
78 1994

Opponent/Season

58 1982*
63 1991

Game

0 at Philadelphia 10-26-69
0 vs. St. Louis 10-5-80
0 vs. San Francisco 9-3-95

Opponent/Game

0 vs. New England 11-30-86
0 at Detroit 9-18-88

MOST FIRST DOWNS PASSING
Season

203 1994
202 1995
183 1980

Opponent/Season

208 1994
198 1989
197 1986

Game

24 vs. Washington 9-11-94
18 vs. Tampa Bay 12-5-82
18 vs. Green Bay 12-16-95

Opponent/Game

23 at Minnesota 11-6-94
22 at San Francisco 11-13-83

**FEWEST FIRST DOWNS
PASSING**
Season

76 1982*
82 1975

Opponent/Season

81 1982*
103 1977

Game

0 at San Francisco 10-21-73

Opponent/Game

0 at St. Louis 10-11-87

MOST FIRST DOWNS BY PENALTY**Season**

31 1969, 1971
30 1984

Opponent/Season

34 1987

Game

7 at Jets 10-26-86
7 at Tampa Bay 9-24-89

Opponent/Game

6 San Francisco, 10-25-87
6 at New England 11-12-89

NET YARDS**MOST YARDS GAINED****Season**

5,627 1979 (2,476 rushing, 3,151 passing)
5,328 1989 (1,948 rushing, 3,380 passing)
5,182 1994 (1,336 rushing, 3,846 passing)
5,178 1995 (1,390 rushing, 3,788 passing)
5,131 1988 (2,046 rushing, 3,085 passing)

Opponent/Season

6,218 1980 (3,106 rushing, 3,112 passing)

Game

557 at Atlanta 9-12-93 (227 rushing, 330 passing)

526 vs. Miami 12-7-86 (257 rushing, 269 passing)

519 at San Francisco 12-7-80
(143 rushing, 376 passing)

512 vs. Atlanta 9-2-79 (188 rushing, 324 passing)

512 at San Francisco 9-23-79
(174 rushing, 338 passing)

508 at St. Louis 11- 2-69 (163 rushing, 345 passing)

Opponent/Game

552 Atlanta 9-2-79 (257 rushing, 295 passing)

544 at Minnesota 11-19-95
(146 rushing, 398 passing)

FEWEST YARDS GAINED**Season**

2,655 1982* (1,257 rushing, 1,398 passing)
3,189 1975 (1,642 rushing, 1,547 passing)

Opponent/Season

2,607 1982* (974 rushing, 1,633 passing)
3,795 1974 (1,758 rushing, 2,039 passing)
3,933 1991 (1,213 rushing, 2,720 passing)

Game

60 vs. Minnesota 11-16-75
(67 rushing, -7 passing)

80 vs. St. Louis 10-5-80
(15 rushing, 65 passing)

82 at San Francisco 10-21-73
(97 rushing, -15 passing)

Opponent/Game

117 vs. Raiders 12-16-91 (71 rushing, 46 passing)

120 vs. Rams 9-15-91 (77 rushing, 43 passing)

HIGHEST AVERAGE PER OFFENSIVE PLAY**Season**

5.7 1979 (995-5,627)

Opponent/Season

5.6 1980 (1,101-6,218)

Game

9.0 at New England 12-3-95
(432 yards)

8.3 at Atlanta 9-12-93 (557 yards)

8.1 vs. Atlanta 9-2-79 (512 yards)

Opponent/Game

8.1 at St. Louis 11-2-69 (473 yards)

LOWEST AVERAGE PER OFFENSIVE PLAY**Season**

3.5 1975 (908-3,189)

Opponent/Season

4.3 1992 (949-4,075)

**RUSHING
MOST YARDS****Season**

2,476 1979 (551 attempts)
2,461 1983 (595 attempts)
2,286 1981 (546 attempts)

Opponent/Season

3,106 1980 (630 attempts)

Game

307 at Los Angeles 11-8-81 (52 attempts)

299 at Kansas City 9-26-76 (44 attempts)

276 at Rams 12-16-79 (54 attempts)

272 vs. St. Louis 9-4-83 (40 attempts)

Opponent/Game

340 Rams 11-25-73 (55 attempts)

330 St. Louis 10-5-80 (62 attempts)

FEWEST YARDS**Season**

1,193 1967 (334 attempts)
1,215 1970 (371 attempts)
1,230 1972 (336 attempts)

Opponent/Season

974 1982* (255 attempts)
1,213 1991 (335 attempts)

Game

7 vs. San Francisco 10-1-72 (16 attempts)

11 vs. Giants 12-20-93 (12 attempts)

15 vs. St. Louis 10-5-80 (9 attempts)

16 at Raiders 11-20-94 (11 attempts)

Opponent/Game

2 New England 11-30-86 (18 attempts)

14 Giants 11-27-88 (17 attempts)

MOST ATTEMPTS**Season**

595 1983 (2,461 yards)
569 1987 (2,190 yards)
546 1981 (2,286 yards)

Opponent/Season

630 1980 (3,106 yards)

623 1977 (2,729 yards)

Game

55 at Atlanta 10-20-74 (232 yards)

55 at San Francisco 10-15-78 (175 yards)

Opponent/Game

62 St. Louis 10-5-80 (330 yards)

FEWEST ATTEMPTS**Season**

331 1982* (1,257 yards)
334 1967 (1,193 yards)
336 1972 (1,230 yards)

Opponent/Season

255 1982* (974 yards)
334 1991 (1,213 yards)

Game

9 vs. St. Louis 10-5-80 (15 yards)

Opponent/Game

10 Dallas 9-10-89 (20 yards)

**HIGHEST AVERAGE PER RUSH
Season**

4.5 1979 (551-2,476)

Opponent/Season

4.9 1980 (630-3,106)

Game

7.4 vs. Philadelphia 10-1-95 (16-119)

7.3 at Atlanta 9-12-93 (31-227)

7.1 vs. Miami 12-7-86 (36-257)

Opponent/Game

7.5 at Rams 12-5-71 (39-293)

LOWEST AVERAGE PER RUSH**Season**

3.3 1970 (371-1,215)

Opponent/Season

3.2 1986 (486-1,559)

Game

0.4 vs. San Francisco 10-1-72 (16-7)

Opponent/Game

0.1 New England 11-30-86 (18-2)

**PASSING
MOST NET YARDS****Season**

3,846 1994
3,788 1995
3,648 1980
3,380 1989

Opponent/Season

3,860 1989

Game

380 vs. Washington 9-11-94

376 at San Francisco 12-7-80
 367 at Denver 12-24-94
 360 vs. Atlanta 9-17-95
 349 at Phoenix 10-18-92
 349 vs. Green Bay 12-16-95
Opponent/Game
 415 Rams 11-26-89
 410 at Minnesota 11-6-94
 398 at Minnesota 11-19-95
 395 Kansas City 9-8-85

FEWEST NET YARDS

Season
 1,398 1982*
 1,547 1975
 1,573 1977
Opponent/Season
 1,633 1982*
 1,900 1977

Game
 -15 at San Francisco 10-21-73
 -7 vs. Minnesota 11-16-75
 0 at San Francisco 10-17-76
Opponent/Game
 4 at St. Louis 10-11-87
 16 at New England 12-4-83

MOST ATTEMPTS

Season
 573 1995 (349 completed)
 569 1994 (366 completed)
 566 1980 (334 completed)
 508 1985 (260 completed)
 506 1991 (292 completed)
Opponent/Season
 577 1989 (320 completed)
 575 1986 (330 completed)
Game
 55 at San Francisco 9-25-94 (31 completed)
 53 at Green Bay 9-10-78 (33 completed)
 52 vs. New England 12-10-72
 (24 completed)
 52 vs. San Francisco 11-23-75
 (25 completed)
Opponent/Game
 59 at New England 11-12-89 (27 completed)

FEWEST ATTEMPTS

Season
 248 1982* (137 completed)
 321 1977 (166 completed)
Opponent/Season
 245 1982* (149 completed)
 333 1971 (175 completed)
Game
 4 at San Francisco 10-15-78
 (2 completed)
Opponent/Game
 10 at New England 12-4-83
 (3 completed)
 10 at St. Louis 10-11-87 (3 completed)

MOST COMPLETIONS

Season
 366 1994 (569 attempts)
 349 1995 (573 attempts)
 334 1980 (566 attempts)
 294 1978 (479 attempts)
 292 1991 (506 attempts)
Opponent/Season
 353 1994 (559 attempts)
 330 1986 (575 attempts)
Game
 33 vs. Green Bay 9-10-78 (53 attempts)
 33 vs. Washington 9-11-94 (49 attempts)
 31 vs. San Francisco 10-8-89 (49 attempts)
 31 at San Francisco 9-25-94 (55 attempts)
 31 at Atlanta 12-10-95 (47 attempts)
 30 vs. Atlanta 9-17-95 (44 attempts)
Opponent/Game
 33 at Minnesota 11-6-94 (57 attempts)
 31 at Rams 12-9-90 (50 attempts)
 30 vs. Seattle 9-1-91 (41 attempts)
 30 at Minnesota 11-19-95 (39 attempts)

FEWEST COMPLETIONS

Season
 137 1982* (248 attempts)
 163 1973 (338 attempts)
 166 1977 (321 attempts)
Opponent/Season
 149 1982* (245 attempts)
 153 1968 (366 attempts)
 154 1977 (290 attempts)

Game
 2 at San Francisco 10-15-78 (4 attempts)
Opponent/Game
 3 at New England 12-4-83 (10 attempts)
 3 at St. Louis 10-11-87 (10 attempts)

BEST COMPLETION PERCENTAGE

Season
 64.3 1994 (366-569)
 61.6 1989 (284-461)
 61.4 1978 (294-479)
Opponent/Season
 63.1 1994 (353-559)
 60.9 1981 (287-471)
 60.8 1982 (149-245)

Game
 87.0 vs. Denver 11-20-88 (20-23)
 84.2 vs. Dallas 9-10-89 (16-19)
Opponent/Game
 90.5 Green Bay 12-13-81 (19-21)

LOWEST COMPLETION PERCENTAGE

Season
 46.2 1975 (181-392)
 47.0 1971 (182-387)
Opponent/Season
 41.8 1968 (153-366)

Game
 23.5 vs. Rams 9-13-81 (4-17)
 26.9 at Chicago 10-7-84 (7-26)
 27.0 at Minnesota 12-4-88 (10-37)
 27.3 at Dallas 12-19-82 (6-22)
Opponent/Game
 22.7 Chicago 10-27-91 (5-22)

MOST PASSES HAD INTERCEPTED

Season
 29 1968
 28 1984
Opponent/Season
 31 1987
 29 1991

Game
 6 vs. Atlanta 9-16-73
 5 vs. Rams 10-7-79
Opponent/Game
 7 Green Bay 9-14-86

FEWEST PASSES HAD INTERCEPTED

Season
 12 1987
 14 1971, 1976, 1982*, 1995
Opponent/Season
 8 1990
 9 1982*
 10 1977, 1993

INTERCEPTIONS MOST INTERCEPTIONS

Season
 31 1987
 29 1991
Opponent/Season
 29 1968

Game
 7 vs. Green Bay 9-14-86
 5 at Atlanta 11-1-87
 5 vs. Giants 11-22-87
 5 at Philadelphia 10-13-91
 5 at Phoenix 12-22-91
Opponent/Game
 6 Atlanta 9-16-73

FEWEST INTERCEPTIONS

Season
 8 1990
 9 1982*
 10 1977, 1993
Opponent/Season
 12 1987

MOST RETURN YARDAGE

Season
 482 1991 (29 returns)
 412 1983 (23 returns)
Opponent/Season
 479 1981 (27 returns)

Game

176 vs. Minnesota 9-3-78 (4 returns)
126 vs. Minnesota 10-13-68 (2 returns)

Opponent/Game

136 at Minnesota 12-4-88 (2 returns)

FEWEST RETURN YARDAGE**Season**

73 1969 (12 returns)
83 1977 (10 returns)

Opponent/Season

79 1982* (14 returns)
140 1976 (14 returns)

MOST RETURNS FOR TOUCHDOWNS**Season**

3 1976, 1983, 1984, 1992

Opponent/Season

6 1993
5 1983
4 1977

Game

1 31 times

Opponent/Game

3 Tampa Bay 12-11-77
2 at Green Bay 12-2-73
2 Rams 12-18-83
2 at Minnesota 12-4-88
2 at Philadelphia 12-26-93
2 Dallas 12-19-94

FUMBLES**MOST FUMBLES****Season**

40 1981 (20 lost)
36 1983 (22 lost)

Opponent/Season

43 1975 (22 lost)

Game

7 at Rams 11-8-81 (2 lost)
7 vs. New England 11-30-86 (5 lost)

Opponent/Game

7 Cleveland 12-12-71 (5 lost)
7 at Rams 12-16-79 (4 lost)
7 at Jets 10-26-86 (2 lost)

FEWEST FUMBLES**Season**

17 1982* (10 lost)
19 1968 (11 lost)
19 1995 (11 lost)
20 1977 (11 lost)

Opponent/Season

20 1969 (10 lost)

MOST FUMBLES LOST**Season**

22 1983 (36 fumbles)
20 1981 (40 fumbles)

Opponent/Season

27 1976 (37 fumbles)

Game

5 vs. New England 11-30-86
(7 fumbles)

Opponent/Game

5 Dallas 11-3-68
5 Cleveland 12-12-71
5 at Atlanta 11-25-79

FEWEST FUMBLES LOST**Season**

10 1982* (17 fumbles)
11 1968, 1971, 1974, 1977, 1995

Opponent/Season

10 1967, 1969, 1984

MOST FUMBLES RETURNED FOR TOUCHDOWNS**Season**

3 1992
2 8 different times, last in 1994

Opponent/Season

4 1975

Game

2 at San Francisco 10-19-75

Opponent/Game

2 at St. Louis 10-11-87

TURNOVERS**MOST TURNOVERS****Season**

47 1981, 1983
41 1984

Opponent/Season

49 1987
48 1991

Game

8 vs. Atlanta 9-16-73
8 vs. Detroit 10-28-90

Opponent/Game

7 Dallas 11-3-68
7 Cleveland 12-12-71
7 Green Bay 9-14-86
7 Giants 11-22-87
7 at Phoenix 12-22-91

FEWEST TURNOVERS**Season**

24 1982*
25 1971, 1995

Opponent/Season

22 1969, 1982*
23 1984

QUARTERBACK SACKS**MOST SACKS****Season**

57 1992 (376 yards)
56 1983 (437 yards)
55 1984 (420 yards)

Opponent/Season

58 1985 (461 yards)

Game

9 vs. Rams 12-1-85 (69 yards)
8 vs. Chicago 9-18-83 (73 yards)

Opponent/Game

9 vs. Rams 10-24-76 (78 yards)
9 at San Francisco 11-13-83 (77 yards)
9 at Rams 11-3-85 (63 yards)
9 at Cleveland 12-5-93 (71 yards)

FEWEST SACKS**Season**

17 1970 (136 yards)
23 1967 (199 yards)

Opponent/Season

15 1992 (119 yards)
17 1979 (140 yards)
19 1991 (160 yards)

MOST YARDS ON SACKS**Season**

437 1983 (56 sacks)
420 1984 (55 sacks)

Opponent/Season

461 1985 (58 sacks)

Game

73 vs. Chicago 9-18-83 (8 sacks)

Opponent/Game

81 vs. San Diego 10-9-77 (8 sacks)

PUNTING**MOST PUNTS****Season**

101 1976 (39.3 avg.)
92 1975 (41.0 avg.)
91 1974 (41.8 avg.)

Opponent/Season

89 1992 (41.1 avg.)
88 1991 (42.3 avg.)
87 1976 (39.9 avg.)

Game

12 vs. Minnesota 11-16-75
11 at San Francisco 10-21-73
11 vs. Washington 12-26-82

Opponent/Game

11 at New England 11-8-92
10 at Atlanta 10-20-74
10 Houston 10-3-76
10 at Raiders 10-13-85
10 at Carolina 10-22-95

FEWEST PUNTS**Season**

46 1982* (43.0 avg.)
49 1969 (41.4 avg.)

Opponent/Season

50 1971 (41.2 avg.)

Game

0 vs. Atlanta 1-2-83
1 10 different times

Opponent/Game

0 at Giants 10-8-67
0 at San Francisco 11-14-71
0 Cleveland 9-13-87
0 at Minnesota 11-19-95
1 16 different times

BEST AVERAGE**Season**

44.0 1992 (67 punts)
 43.6 1993 (77 punts)
 43.6 1994 (67 punts)
 43.1 1984 (70 punts)
 43.0 1991 (87 punts)

Opponent/Season

44.5 1973 (63 punts)

LOWEST AVERAGE**Season**

37.6 1968 (75 punts)
 39.0 1989 (71 punts)

Opponent/Season

37.5 1987 (73 punts)

**PUNT RETURNS
MOST RETURNS****Season**

53 1989 (428 yards)
 47 1986 (377 yards)

Opponent/Season

65 1976 (739 yards)

Game

7 vs. New England 11-30-86 (66 yards)
 7 at Detroit 12-3-89 (48 yards)

Opponent/Game

10 Washington 12-26-82 (106 yards)

FEWEST RETURNS**Season**

16 1971 (100 yards)
 16 1972 (43 yards)

Opponent/Season

27 1969 (176 yards)

MOST YARDS RETURNED**Season**

517 1993 (38 returns)
 468 1987 (41 returns)
 428 1989 (53 returns)

Opponent/Season

906 1974 (59 returns)

Game

161 vs. Houston 10-3-76 (6 returns)

Opponent/Game

144 Rams 10-23-94 (4 returns)

143 St. Louis 9-29-68 (3 returns)

BEST AVERAGE**Season**

13.6 1993 (38 returns)
 11.8 1988 (35 returns)
 11.4 1987 (41 returns)

Opponent/Season

15.4 1974 (59 returns)

LOWEST AVERAGE**Season**

2.7 1972 (16 returns)
 3.4 1967 (23 returns)

Opponent/Season

5.8 1971 (43 returns)

**MOST RETURNS FOR
TOUCHDOWNS****Season**

2 1993

Opponent/Season

2 1974, 1977, 1994

Game

1 5 different times

Opponent/Game

1 16 different times

**KICKOFF RETURNS
MOST RETURNS****Season**

88 1980 (22.5 avg.)
 82 1994 (22.4 avg.)
 73 1995 (23.2 avg.)
 72 1967 (24.2 avg.)
 72 1984 (20.3 avg.)

Opponent/Season

76 1979 (20.0 avg.)

Game

9 at Philadelphia 11-19-67 (231 yards)
 9 vs. San Francisco 10-1-72
 (201 yards)

Opponent/Game

8 Washington 9-22-68 (140 yards)
 8 Atlanta 9-2-79 (127 yards)
 8 at Atlanta 12-11-94 (206 yards)

**COMBINED KICKOFF
AND PUNT RETURNS
MOST YARDS RETURNED****Season**

2,159 1980 (176 punts, 1,983 kickoffs)
 1,992 1994 (152 punts, 1,840 kickoffs)
 1,977 1993 (517 punts, 1,460 kickoffs)

Opponent/Season

2,098 1976 (739 punts, 1,359 kickoffs)
 1,988 1994 (495 punts, 1,493 kickoffs)

Game

347 vs. Rams 10-23-94 (43 punts,
 304 kickoffs)

Opponent/Game

341 Rams 10-23-94 (144 punts,
 197 kickoffs)

MOST TOUCHDOWNS**Season**

3 1993 (2 punts, 1 kickoff)

Opponent/Season

2 5 different times

Game

2 vs. Rams 10-23-94 (both kickoffs)

Opponent/Game

1 22 different times

**PENALTIES
MOST PENALTIES****Season**

112 1978 (1,044 yards)
 109 1981 (899 yards)
 109 1986 (855 yards)
 108 1987 (994 yards)
 108 1990 (829 yards)

Opponent/Season

119 1984 (1,025 yards)

Game

14 vs. Minnesota 9-3-78 (132 yards)
 14 vs. St. Louis 9-4-83 (101 yards)
 14 vs. Philadelphia 10-6-85 (107 yards)

Opponent/Game

14 at Rams 12-5-71 (119 yards)
 14 Atlanta 9-2-84 (143 yards)

FEWEST RETURNS**Season**

26 1982* (22.2 avg.)
 42 1992 (19.4 avg.)
 47 1973 (20.1 avg.)

Opponent/Season

20 1982* (19.4 avg.)
 33 1973 (21.9 avg.)

MOST YARDS RETURNED**Season**

1,983 1980 (88 returns)
 1,840 1994 (82 returns)
 1,739 1967 (72 returns)

Opponent/Season

1,523 1979 (76 returns)

Game

304 vs. Rams 10-23-94 (7 returns)
 233 at San Francisco 9-21-86 (5 returns)
 231 at Philadelphia 11-19-67 (9 returns)

Opponent/Game

206 at Atlanta 12-11-94 (8 returns)
 197 Rams 10-23-94 (7 returns)
 190 at San Francisco 10-22-67 (4 returns)

BEST AVERAGE**Season**

24.2 1967 (72 returns)
 24.2 1986 (55 returns)

Opponent/Season

25.5 1975 (42 returns)

LOWEST AVERAGE**Season**

17.6 1991 (50 returns)

Opponent/Season

16.2 1990 (36 returns)

**MOST RETURNS FOR
TOUCHDOWNS****Season**

2 1967, 1994

Opponent/Season

2 1971, 1991

Game

2 vs. Rams 10-23-94

Opponent/Game

1 6 different times

FEWEST PENALTIES**Season**

- 58 1973 (516 yards)
60 1992 (567 yards)

Opponent/Season

- 50 1982* (454 yards)
53 1972 (711 yards)

Game

- 0 vs. Seattle 11-10-85

Opponent/Game

- 0 at Washington 9-21-75
0 at San Francisco 12-11-88
0 at San Francisco 12-23-90

MOST PENALTY YARDS**Season**

- 1,044 1978 (112 penalties)
1,029 1970 (91 penalties)
994 1987 (108 penalties)

Opponent/Season

- 1,079 1981 (117 penalties)

Game

- 142 at Giants 10-6-68 (12 penalties)

Opponent/Game

- 143 Atlanta 9-2-84 (14 penalties)

FEWEST PENALTY YARDS**Season**

- 514 1982* (64 penalties)
516 1973 (58 penalties)

Opponent/Season

- 454 1982* (50 penalties)
590 1993 (86 penalties)
628 1988 (77 penalties)

SAFETIES**MOST SAFETIES****Season**

- 3 1989
2 1987, 1988

Opponent/Season

- 3 1983
2 1969, 1973, 1976

Game

- 2 vs. Cleveland 9-13-87
1 13 different times

Opponent/Game

- 1 19 different times

FAMILY TIES

In 1995, linebacker Richard Harvey became part of the third father-son combination in the 29-year history of the New Orleans Saints. His father, Richard Sr., was a defensive back with the Saints in 1971 after being acquired in a trade with Philadelphia. The first father-son duo in club history was Earl and Brad Leggett. Earl played defensive tackle from 1967-68, and Brad was a center from 1990-91. The late Steve Stonebreaker played linebacker with New Orleans, 1967-68, while his son, Mike, appeared in two games in 1994. The Saints have also had two brother tandems in their history. Quarterback John Fourcade was with the Saints from 1987-90, and his brother, Keith, was a linebacker on the 1987 replacement squad. Center/Guard Joel Hilgenberg played with New Orleans from 1984-93. His brother, Jay, was signed for 1993 following an injury to Joel. These familial connections are not limited to the playing field. Jim Mora has been the Saints' head coach since 1986, and his son, Jim, has been the defensive backs coach since 1992.

TWO-TEAM RECORDS**SCORING****MOST POINTS**

- 93 New Orleans 51 at St. Louis 42,
11-2-69

FEWEST POINTS

- 6 Rams 0 at New Orleans 6, 11-9-86

MOST TOUCHDOWNS

- 13 New Orleans 7 at St. Louis 6,
11-2-69

FEWEST TOUCHDOWNS

- 0 Rams (0) at New Orleans (6),
11-9-86
0 Pittsburgh (9) at New Orleans (6),
12-1-90

FIRST DOWNS**MOST FIRST DOWNS**

- 58 Atlanta 35 at New Orleans 23,
9-2-79

FEWEST FIRST DOWNS

- 20 Minnesota 8 at New Orleans 12,
9-12-70

NET YARDS**MOST YARDS GAINED**

- 1,064 Atlanta 552 at New Orleans 512,
9-2-79

FEWEST YARDS GAINED

- 366 New Orleans 162 at Philadelphia
204, 10-13-91

RUSHING**MOST RUSHES**

- 86 New Orleans 39 at Atlanta 47,
12-16-73

MOST YARDS

- 490 Rams 340 at New Orleans 150,
11-25-73

FEWEST YARDS

- 89 Seattle 46 at New Orleans 43,
9-1-91

MOST TOUCHDOWNS RUSHING

- 7 New Orleans 4, at Seattle 3,
11-21-76

PASSING**MOST YARDS**

- 719 New Orleans 374 at St. Louis 345,
11-2-69

FEWEST YARDS

- 77 San Francisco 44 at New Orleans
33, 11-13-77
80 New Orleans 19 at San Francisco
61, 11-27-77

MOST PASSES ATTEMPTED

- 94 New Orleans 55 at San Francisco
39, 9-25-94

MOST PASSES COMPLETED

- 57 New Orleans 24 at Minnesota 33,
11-6-94
57 Atlanta 29 at New Orleans 28,
11-13-94
57 Atlanta 27 at New Orleans 30,
9-17-95

MOST TOUCHDOWNS PASSING

- 12 New Orleans 6 at St. Louis 6,
11-2-69

MOST PASSES HAD INTERCEPTED

- 9 Green Bay 7 at New Orleans 2,
9-14-86

PUNTS**MOST PUNTS**

- 20 New Orleans 10 at Atlanta 10,
10-20-74

FEWEST PUNTS

- 2 New Orleans 1 at Washington 1,
11-18-90

PENALTIES**MOST PENALTIES**

- 23 Atlanta 14 at New Orleans 9,
9-2-84

FEWEST PENALTIES

- 2 New Orleans 2 at San Francisco 0,
12-11-88
2 Atlanta 1 at New Orleans 1,
12-3-92

MOST YARDS PENALIZED

- 218 Atlanta 143 at New Orleans 75,
9-2-84

FEWEST YARDS PENALIZED

- 11 New Orleans 11 at San Francisco
0, 12-11-88

FUMBLES**MOST FUMBLES**

- 10 Cleveland 7 at New Orleans 3,
12-12-71

MOST FUMBLES LOST

- 8 Cleveland 5 at New Orleans 3,
12-12-71

TURNOVERS**MOST TURNOVERS**

- 11 Dallas 7 at New Orleans 4, 11-3-68
11 Chicago 5 at New Orleans 6,
9-18-83

QUARTERBACK SACKS**MOST SACKS**

- 14 Chicago 6 at New Orleans 8,
9-18-83

HOME GROWN TALENT

In 1995, linebackers Richard Harvey and Rufus Porter, and quarterback Tom Hodson became the most recent players from a Louisiana college to appear with the Saints. Harvey attended Tulane, Porter went to Southern and Hodson starred at LSU. That total, which now stands at 58, breaks down as follows: LSU 19, Northwestern Louisiana 8, Tulane and Grambling State 7, Southern 6, Louisiana Tech and Nicholls State 4, McNeese State, Northeast Louisiana and Southwestern Louisiana 1. Five coaches in team history attended Louisiana colleges. They are Lynn Amadee (1973, LSU), Buck Buchanan (1976-77, Grambling St.), Ed Khayat (1967-70, Tulane), Lou Riecke (1980, LSU) and Alvin Roy (1976-77, LSU). Special teams coach Bobby April, who is entering his first season with the Saints, attended Nicholls State.

THE LAST TIME

INTERCEPTED PASS RETURNED FOR TD — Sep. 3, 1995 by Sean Lumpkin, 47 yards, vs. San Francisco.

Opponent — Sep. 10, 1995 by Todd Lyght, 29 yards, at St. Louis.

FUMBLE RECOVERY RETURNED FOR TD — Nov. 28, 1994, by Tyrone Hughes, 86 yards vs. San Francisco.

Opponent — Nov. 13, 1994, by Eric Jack, 27 yards, Atlanta.

FUMBLE RECOVERED IN END ZONE FOR TD — Dec. 18, 1983, by Steve Korte vs. Los Angeles Rams.

Opponent — Oct. 21, 1984, by Jim Jeffcoat at Dallas.

BLOCKED PUNT RETURNED FOR TD — Nov. 17, 1991, by Frank Warren, 37 yards at San Diego.

Opponent — Nov. 30, 1986, by Mosi Tatupu, New England, 17 yards.

BLOCKED FG ATTEMPT RETURNED FOR TD — Oct. 16, 1988, by Dave Waymer, 58 yards at Seattle.

Opponent — Sept. 25, 1983, by Ron Fellows at Dallas, 62 yards.

PUNT RETURN FOR TD — Dec. 26, 1993, by Tyrone Hughes, 83 yards at Philadelphia.

Opponent — Oct. 23, 1994, by Robert Bailey, 103 yards, Rams.

KICKOFF RETURN FOR TD — Oct. 23, 1994, by Tyrone Hughes, 98 yards vs. Rams. Oct. 23, 1994 by Hughes, 92 yards vs. Rams.

Opponent — Dec. 1, 1991, by Dexter Carter, at San Francisco, 98 yards;

SAFETY — Oct. 24, 1993, Tommie Stowers ran Harold Alexander out of end zone, vs. Atlanta.

Opponent — Dec. 26, 1993, William Thomas tackled Mike Buck in end zone, at Philadelphia.

100-YARD RUSHER — Dec. 3, 1995, by Mario Bates, 123 yards (15 atts.), at New England.

Opponent — Dec. 3, 1995, by Curtis Martin, 112 yards (31 atts.), at New England.

200-YARD RUSHER — Dec. 7, 1986, by Rueben Mayes, 203 yards (28 atts.), vs. Miami.

Opponent — Dec. 12, 1993, by Jerome Bettis, 212 yards (28 atts.), Rams.

300-YARD PASSER — Dec. 16, 1995, by Jim Everett, 364 yards, vs. Green Bay.

Opponent — Dec. 16, 1995, by Brett Favre, 308 yards, Green Bay.

400-YARD PASSER — None.

Opponent — Nov. 6, 1994, by Warren Moon, 420 yards, at Minnesota.

100-YARD RECEIVER — Dec. 16, 1995, by Quinn Early, 117 yards (8 rec.), vs. Green Bay.

Opponent — Dec. 16, 1995, by Robert Brooks, 118 yards (5 rec.), Green Bay.

200-YARD RECEIVER — Dec. 24, 1994, by Torrance Small, 200 yards (6 rec.), at Denver.

Opponent — Dec. 3, 1989, by Richard Johnson, 248 yards (8 rec.), at Detroit.



1995 NFL STANDINGS

NFC							AFC						
EASTERN DIVISION							EASTERN DIVISION						
	W	L	T	Pct.	Pts.	OP		W	L	T	Pct.	Pts.	OP
Dallas	11	5	0	.688	435	291	Buffalo	10	6	0	.625	350	335
Philadelphia	10	6	0	.625	318	338	Indianapolis	9	7	0	.563	331	316
Washington	6	10	0	.375	326	359	Miami	9	7	0	.563	398	332
N.Y. Giants	5	11	0	.313	290	340	New England	6	10	0	.375	294	377
Arizona	4	12	0	.250	275	422	N.Y. Jets	3	13	0	.188	233	384
CENTRAL DIVISION							CENTRAL DIVISION						
Green Bay	10	6	0	.625	404	314	Pittsburgh	11	5	0	.688	407	327
Detroit	10	6	0	.625	436	336	Cincinnati	7	9	0	.438	349	374
Chicago	9	7	0	.563	392	360	Houston	7	9	0	.438	348	324
Minnesota	8	8	0	.500	412	385	Cleveland	5	11	0	.313	289	356
Tampa Bay	7	9	0	.438	238	335	Jacksonville	4	12	0	.250	275	404
WESTERN DIVISION							WESTERN DIVISION						
San Francisco	11	5	0	.688	457	258	Kansas City	13	3	0	.813	358	241
Atlanta	9	7	0	.563	362	349	San Diego	9	7	0	.563	321	323
St. Louis	7	9	0	.438	309	418	Seattle	8	8	0	.500	363	366
Carolina	7	9	0	.438	289	325	Denver	8	8	0	.500	388	345
New Orleans	7	9	0	.438	319	348	Oakland	8	8	0	.500	348	332

1995 POSTSEASON GAMES (Home Team in CAPS)

FIRST-ROUND GAMES

GREEN BAY 37, Atlanta 20 (60,453) BUFFALO 37, Miami 22 (73,103)
 PHILADELPHIA 58, Detroit 37 (66,099) Indianapolis 35, SAN DIEGO 20 (61,182)

DIVISIONAL PLAYOFFS

Green Bay 27, SAN FRANCISCO 17 (69,311) PITTSBURGH 40, Buffalo 21 (59,721)
 DALLAS 30, Philadelphia 11 (64,371) Indianapolis 10, KANSAS CITY 7 (77,594)

CONFERENCE CHAMPIONSHIPS

DALLAS 38, Green Bay 27 (65,135) PITTSBURGH 20, Indianapolis 16 (61,062)

SUPER BOWL XXX at Sun Devil Stadium, Tempe, Arizona

Dallas 27, PITTSBURGH 17 (76,347)

AFC-NFC PRO BOWL at Honolulu, Hawaii

NFC 20, AFC 13 (50,034)



NFL PLAYOFF TIEBREAKERS

DIVISION TIEBREAKERS

Two Clubs

1. Head-to-Head (best won-lost-tied percentage in games between the clubs).
2. Best won-lost-tied percentage in games played within the division.
3. Best won-lost-tied percentage in games played within the conference.
4. Best won-lost-tied percentage in common games, if applicable.
5. Best net points in division games.
6. Best net points in all games.
7. Strength of schedule.
8. Best net touchdowns in all games.
9. Coin toss.

Three or More Clubs

(Note: If two clubs remain tied after a third club

is eliminated during any step, the tiebreaker reverts back to step 1 of the two-club format)

1. Head-to-Head (best won-lost-tied percentage in games among the clubs).
2. Best won-lost-tied percentage in games played within the division.
3. Best won-lost-tied percentage in games played within the conference.
4. Best won-lost-tied percentage in common games.
5. Best net points in division games.
6. Best net points in all games.
7. Strength of schedule.
8. Best net touchdowns in all games.
9. Coin toss.

WILD CARD TIES

If it is necessary to break ties to determine the three Wild Card clubs from each conference, the following steps will be taken.

1. If the tied clubs are from the same division, apply the division tiebreaker.
2. If the tied clubs are from different divisions, apply the following steps.

Two Clubs

1. Head-to-Head, if applicable.
2. Best won-lost-tied percentage played within the conference.
3. Best won-lost-tied percentage in common games, minimum of four.
4. Best average net points in conference games.
5. Best net points in all games.
6. Strength of schedule.
7. Best net touchdowns in all games.
8. Coin toss.

Three or More Clubs

(Note: If two clubs remain tied after third or other clubs are eliminated, tiebreaker reverts to step 1 of applicable two-club format.)

1. Apply the division tiebreaker to eliminate all but the highest ranked club in each division prior to proceeding to step 2. The original

seeding within a division upon application of the division tiebreaker remains the same for all subsequent applications of the procedure that are necessary to identify the three Wild Card participants.

2. Head-to-Head sweep (applicable only if one club has defeated each of the others or one club has lost to each of the others).
3. Best won-lost-tied percentage in games played within the conference.
4. Best won-lost-tied percentage in common games, minimum of four.
5. Best average net points in conference games.
6. Best net points in all games.
7. Strength of schedule.
8. Best net touchdowns in all games.
9. Coin toss.

When the first Wild Card team has been identified, the procedure is repeated to name the second Wild Card, i.e. eliminate all but the highest-ranked club in each division prior to proceeding to step 2, and repeated a third time, if necessary, to identify the third Wild Card. In situations where three or more teams from the same division are involved in the procedure, the original seeding of the teams remains the same for subsequent applications of the tiebreaker if the top-ranked team in that division qualifies for a Wild Card berth.

1996 NFL PRESEASON SCHEDULE

(All Times Local Except Where Noted)

SATURDAY, JULY 27

Hall of Fame Game at Canton, Ohio

Indianapolis vs. New Orleans (ABC) 1:30*

American Bowl '96 at Tokyo, Japan

Pittsburgh vs. San Diego (ESPN) 10:00#

Oakland at Dallas 8:00

FIRST WEEK

FRIDAY, AUGUST 2

New Orleans at Detroit 7:30

New York Giants at Jacksonville 8:00

New England at Green Bay 7:00

Oakland at Arizona 7:00

Washington at Buffalo 7:30

SATURDAY, AUGUST 3

Atlanta at Seattle 7:00

Chicago at Carolina 7:30

Denver at San Francisco 1:00

Houston vs. New York Jets at Jackson, Miss. 7:00

Indianapolis at Cincinnati 7:30

St. Louis at Pittsburgh 6:00

Philadelphia at Baltimore 7:30

San Diego at Minnesota 7:00

Tampa Bay at Miami 7:00

MONDAY, AUGUST 5

American Bowl '96 at Monterrey, Mexico

Dallas vs. Kansas City (ABC) 7:00

SECOND WEEK

THURSDAY, AUGUST 8

Buffalo at Minnesota (TNT) 7:00

New York Jets at Philadelphia 7:30

Seattle at Oakland 5:00

FRIDAY, AUGUST 9

Jacksonville at St. Louis 7:00

Washington at Detroit 7:30

SATURDAY, AUGUST 10

Atlanta at Tampa Bay 7:30

Baltimore at N.Y. Giants (NBC) 1:00

Carolina at Denver 6:00

Cincinnati at Arizona 7:30

Indianapolis at Houston 7:00

New Orleans at Kansas City 7:00

San Diego at San Francisco (FOX) 5:00

SUNDAY, AUGUST 11

Miami at Chicago (NBC) 12:00

Pittsburgh at Green Bay (TNT) 7:00

MONDAY, AUGUST 12

New England at Dallas (ESPN) 7:00

THIRD WEEK

THURSDAY, AUGUST 15

Oakland at Atlanta (ESPN) 8:00

FRIDAY, AUGUST 16

Cincinnati at Washington 8:00

Detroit at Houston 7:00

SATURDAY, AUGUST 17

Arizona at San Diego 7:00

Buffalo at Carolina 7:30

Chicago at New Orleans 7:00

Denver at Dallas (FOX) 7:00

Green Bay at Baltimore 7:00

New York Giants at New York Jets 8:00

St. Louis at Kansas City 7:00

Seattle at Indianapolis 7:00

Tampa Bay at Pittsburgh 6:00

SUNDAY, AUGUST 18

Philadelphia at New England (NBC) 1:00

San Francisco at Jacksonville (TNT) 8:00

MONDAY, AUGUST 19

Minnesota at Miami (ABC) 8:00

FOURTH WEEK

THURSDAY, AUGUST 22

Kansas City at Chicago (ABC) 7:00

FRIDAY, AUGUST 23

Arizona at Atlanta 7:30

Baltimore at Buffalo 7:30

Carolina at New York Giants 8:00

Detroit at Cincinnati 7:30

Jacksonville at Denver 6:00

Miami at Tampa Bay 7:30

Minnesota at New Orleans 7:00

New York Jets at Oakland 7:00

Pittsburgh at Philadelphia 7:30

San Diego at St. Louis 7:00

San Francisco at Seattle 7:00

Washington at New England 8:00

SATURDAY, AUGUST 24

Dallas vs. Houston at Orlando, Fla. 6:30

Green Bay at Indianapolis (FOX) 7:00

*Central Time; #Eastern Time

1996 NFL SCHEDULE

(All Times Local)

SUNDAY, SEPTEMBER 1

(First Weekend)**

Arizona at Indianapolis 12:00

Atlanta at Carolina 1:00

Cincinnati at St. Louis 12:00

Detroit at Minnesota 12:00

Green Bay at Tampa Bay 4:00

Kansas City at Houston 12:00

New England at Miami 4:00

New Orleans at San Francisco 1:00

New York Jets at Denver 2:00

Oakland at Baltimore 1:00

Philadelphia at Washington 1:00

Pittsburgh at Jacksonville 1:00

Seattle at San Diego 1:00

Buffalo at New York Giants 8:00

MONDAY, SEPTEMBER 2

Dallas at Chicago 8:00

SUNDAY, SEPTEMBER 8

(Second Weekend)*

Baltimore at Pittsburgh 1:00

Carolina at New Orleans 12:00

Chicago at Washington 1:00

Cincinnati at San Diego 1:00

Denver at Seattle 1:00

Houston at Jacksonville 1:00

Indianapolis at New York Jets 1:00

Minnesota at Atlanta 1:00

New England at Buffalo 1:00

New York Giants at Dallas 3:00

Oakland at Kansas City 12:00

St. Louis at San Francisco 1:00

Tampa Bay at Detroit 1:00

Miami at Arizona 5:00

MONDAY, SEPTEMBER 9

Philadelphia at Green Bay 8:00

SUNDAY, SEPTEMBER 15

(Third Weekend)**

OPEN DATES: NFC West except New Orleans

Arizona at New England 1:00

Baltimore at Houston 12:00

Detroit at Philadelphia 1:00

Indianapolis at Dallas 3:00

Jacksonville at Oakland 1:00

Kansas City at Seattle 1:00

Minnesota at Chicago 12:00

New Orleans at Cincinnati 1:00

New York Jets at Miami 1:00

San Diego at Green Bay 12:00

Washington at New York Giants 4:00

Tampa Bay at Denver 6:00

MONDAY, SEPTEMBER 16

Buffalo at Pittsburgh 9:00

SUNDAY, SEPTEMBER 22

(Fourth Weekend)*

OPEN DATES: AFC Central except

Jacksonville

Arizona at New Orleans 12:00

Chicago at Detroit 4:00

Dallas at Buffalo 4:00

Denver at Kansas City 4:00

Green Bay at Minnesota 12:00

Jacksonville at New England 4:00

New York Giants at New York Jets 1:00

San Diego at Oakland 1:00

San Francisco at Carolina 1:00

Seattle at Tampa Bay 1:00

Washington at St. Louis 12:00

Philadelphia at Atlanta 8:00

MONDAY, SEPTEMBER 23

Miami at Indianapolis 8:00

SUNDAY, SEPTEMBER 29

(Fifth Weekend)*

OPEN DATES: AFC East except Jets

Atlanta at San Francisco 1:00

Carolina at Jacksonville 1:00

Denver at Cincinnati 1:00

Detroit at Tampa Bay 1:00

Green Bay at Seattle 1:00

Houston at Pittsburgh 1:00

Kansas City at San Diego 1:00

Minnesota at New York Giants 1:00

New Orleans at Baltimore 1:00

Oakland at Chicago 12:00

St. Louis at Arizona 1:00

New York Jets at Washington 8:00

MONDAY, SEPTEMBER 30

Dallas at Philadelphia9:00

SUNDAY, OCTOBER 6

(Sixth Weekend)**

OPEN DATES: NFC East and Tampa Bay

Atlanta at Detroit1:00
Carolina at Minnesota12:00
Green Bay at Chicago12:00
Indianapolis at Buffalo4:00

Jacksonville at New Orleans3:00

New England at Baltimore1:00
Oakland at New York Jets1:00
San Diego at Denver2:00
San Francisco at St. Louis3:00
Seattle at Miami1:00
Houston at Cincinnati8:00

MONDAY, OCTOBER 7

Pittsburgh at Kansas City8:00

SUNDAY, OCTOBER 13

(Seventh Weekend)*

OPEN DATES: AFC West except Oakland

Arizona at Dallas12:00
Chicago at New Orleans12:00
Cincinnati at Pittsburgh1:00
Detroit at Oakland1:00
Houston at Atlanta1:00
Miami at Buffalo1:00
Minnesota at Tampa Bay1:00
New York Jets at Jacksonville1:00
Philadelphia at New York Giants4:00
St. Louis at Carolina1:00
Washington at New England1:00
Baltimore at Indianapolis7:00

MONDAY, OCTOBER 14

San Francisco at Green Bay8:00

THURSDAY, OCTOBER 17

(Eighth Weekend)**

OPEN DATES: NFC Central except Tampa Bay

Seattle at Kansas City7:00

SUNDAY, OCTOBER 20

Atlanta at Dallas12:00
Baltimore at Denver2:00

Buffalo at New York Jets4:00
Cincinnati at San Francisco1:00
Jacksonville at St. Louis3:00
Miami at Philadelphia1:00
New England at Indianapolis12:00
New Orleans at Carolina1:00
New York Giants at Washington1:00
Pittsburgh at Houston3:00
Tampa Bay at Arizona1:00

MONDAY, OCTOBER 21

Oakland at San Diego6:00

SUNDAY, OCTOBER 27

(Ninth Weekend)*

OPEN DATES: New Orleans and Oakland

Carolina at Philadelphia1:00
Dallas at Miami4:00
Indianapolis at Washington1:00
Jacksonville at Cincinnati1:00
Kansas City at Denver2:00
New York Giants at Detroit1:00
New York Jets at Arizona2:00
Pittsburgh at Atlanta1:00
St. Louis at Baltimore1:00
San Diego at Seattle1:00
San Francisco at Houston12:00
Tampa Bay at Green Bay12:00
Buffalo at New England8:00

MONDAY, OCTOBER 28

Chicago at Minnesota8:00

SUNDAY, NOVEMBER 3

(Tenth Weekend)**

OPEN DATES: Jacksonville and New York Jets

Arizona at New York Giants1:00
Carolina at Atlanta1:00
Cincinnati at Baltimore1:00
Detroit at Green Bay12:00
Houston at Seattle1:00
Kansas City at Minnesota12:00
Miami at New England4:00
Philadelphia at Dallas12:00
St. Louis at Pittsburgh1:00
San Diego at Indianapolis1:00
Tampa Bay at Chicago12:00
Washington at Buffalo4:00

San Francisco at New Orleans7:00

MONDAY, NOVEMBER 4

Denver at Oakland6:00

SUNDAY, NOVEMBER 10

(Eleventh Weekend)*

Arizona at Washington1:00
Atlanta at St. Louis12:00
Baltimore at Jacksonville4:00
Buffalo at Philadelphia1:00
Chicago at Denver2:00
Dallas at San Francisco1:00
Green Bay at Kansas City12:00
Houston at New Orleans12:00
Indianapolis at Miami1:00
Minnesota at Seattle1:00
New England at New York Jets1:00
Oakland at Tampa Bay1:00
Pittsburgh at Cincinnati1:00
New York Giants at Carolina8:00

MONDAY, NOVEMBER 11

Detroit at San Diego6:00

SUNDAY, NOVEMBER 17

(Twelfth Weekend)**

Baltimore at San Francisco1:00
Carolina at St. Louis12:00
Chicago at Kansas City12:00
Cincinnati at Buffalo1:00
Denver at New England1:00
Jacksonville at Pittsburgh1:00
Miami at Houston3:00
New Orleans at Atlanta1:00
New York Giants at Arizona2:00
New York Jets at Indianapolis1:00
Seattle at Detroit1:00
Tampa Bay at San Diego1:00
Washington at Philadelphia1:00
Minnesota at Oakland5:00

MONDAY, NOVEMBER 18

Green Bay at Dallas8:00

SUNDAY, NOVEMBER 24

(Thirteenth Weekend)*

Atlanta at Cincinnati1:00
Carolina at Houston12:00

Dallas at New York Giants4:00
Denver at Minnesota12:00
Detroit at Chicago12:00
Indianapolis at New England1:00
Jacksonville at Baltimore1:00
New Orleans at Tampa Bay1:00
New York Jets at Buffalo1:00
Oakland at Seattle1:00
Philadelphia at Arizona2:00
San Diego at Kansas City12:00
San Francisco at Washington1:00
Green Bay at St. Louis7:00

MONDAY, NOVEMBER 25

Pittsburgh at Miami9:00

THURSDAY, NOVEMBER 28

(Fourteenth Weekend)**

Kansas City at Detroit12:30
Washington at Dallas3:00

SUNDAY, DECEMBER 1

Arizona at Minnesota12:00
Buffalo at Indianapolis1:00
Chicago at Green Bay12:00
Cincinnati at Jacksonville1:00
Houston at New York Jets4:00
Miami at Oakland1:00
New York Giants at Philadelphia1:00
Pittsburgh at Baltimore1:00
St. Louis at New Orleans12:00
Seattle at Denver2:00
Tampa Bay at Carolina1:00
New England at San Diego5:00

MONDAY, DECEMBER 2

San Francisco at Atlanta9:00

THURSDAY, DECEMBER 5

(Fifteenth Weekend)*

Philadelphia at Indianapolis8:00

SUNDAY, DECEMBER 8

Atlanta at New Orleans12:00
Baltimore at Cincinnati1:00
Buffalo at Seattle1:00
Carolina at San Francisco1:00
Dallas at Arizona2:00
Denver at Green Bay12:00

Jacksonville at Houston	12:00
New York Giants at Miami	1:00
New York Jets at New England	4:00
St. Louis at Chicago	12:00
San Diego at Pittsburgh	1:00
Washington at Tampa Bay	1:00
Minnesota at Detroit	8:00

MONDAY, DECEMBER 9

Kansas City at Oakland	6:00
------------------------------	------

SATURDAY, DECEMBER 14**(Sixteenth Weekend)****

Philadelphia at New York Jets	12:30
San Diego at Chicago	3:00

SUNDAY, DECEMBER 15

Baltimore at Carolina	1:00
Cincinnati at Houston	12:00
Green Bay at Detroit	1:00
Indianapolis at Kansas City	12:00
New England at Dallas	12:00
New Orleans at New York Giants	1:00
Oakland at Denver	2:00
St. Louis at Atlanta	1:00
San Francisco at Pittsburgh	1:00
Tampa Bay at Minnesota	12:00
Washington at Arizona	2:00
Seattle at Jacksonville	8:00

MONDAY, DECEMBER 16

Buffalo at Miami	9:00
------------------------	------

SATURDAY, DECEMBER 21**(Seventeenth Weekend)***

New England at New York Giants	12:30
New Orleans at St. Louis	3:00

SUNDAY, DECEMBER 22

Arizona at Philadelphia	1:00
Atlanta at Jacksonville	1:00
Chicago at Tampa Bay	1:00
Dallas at Washington	4:00
Houston at Baltimore	1:00
Indianapolis at Cincinnati	1:00
Kansas City at Buffalo	1:00
Miami at New York Jets	1:00
Minnesota at Green Bay	12:00
Pittsburgh at Carolina	1:00
Seattle at Oakland	1:00
Denver at San Diego	5:00

MONDAY, DECEMBER 23

Detroit at San Francisco	6:00
--------------------------------	------

*FOX doubleheader weekend

**NBC doubleheader weekend

POSTSEASON GAME SCHEDULE

Saturday, Dec. 28 — AFC and NFC First-Round Playoffs (ABC)
 Sunday, Dec. 29 — AFC and NFC First-Round Playoffs (NBC and FOX)
 Saturday, Jan. 4 — AFC and NFC Divisional Playoffs (NBC and FOX)
 Sunday, Jan. 5 — AFC and NFC Divisional Playoffs (NBC and FOX)
 Sunday, Jan. 12 — AFC and NFC Championship Games (NBC and FOX)
 Sunday, Jan. 26 — Super Bowl XXXI at Louisiana Superdome, New Orleans, La. (FOX)
 Sunday, Feb. 2 — AFC-NFC Pro Bowl at Honolulu, Hawaii (ABC)

SAINTS TICKET INFORMATION

LOUISIANA SUPERDOME-SEATING CAPACITY: 64,992

**Season Single Game**

\$440.00	Club Level	\$50.00
\$340.00	Upper Box	\$37.00
	(formerly Padded Terrace)	
\$310.00	Plaza Level	\$34.00
\$250.00	Upper Sideline	\$30.00
	(formerly Terrace between the 20's)	
\$220	Terrace	\$25.00
\$180	*Youth/Senior	N/A
N/A	@Group	\$25.00 & \$22.00

*Youth must be 12 or under at start of the season;
 Senior must be over 65. Seating available in
 certain sections only.

@Groups must comprise 20 or more.

TICKET OFFICE

The New Orleans Saints ticket office is located at the club's facility, at 5800 Airline Highway in Metairie, and at the Louisiana Superdome, gate A ground level. Office hours are from 8:00 a.m. to 6:00 p.m. on weekdays, and 8:30 a.m. to 1 p.m. on Saturdays. Ticket windows open two hours prior to kickoff on Sundays.

Use your Visa or Mastercard to order tickets by mail. Other mail orders will be accepted when accompanied by a certified check or money order for the amount plus \$2 for handling.

TicketMaster also processes phone orders. A service charge is required on all phone orders.

For further information, call the Saints ticket office at:
 (504) 731-1700

TICKETMASTER PHONE NUMBERS

In New Orleans Area	(504) 522-5555
In Baton Rouge Area	(504) 336-5000
Outside Louisiana Toll Free	(800) 488-5252

SINGLE GAME TICKET OUTLETS

Individual game tickets are available at official Saints ticket outlets at the following locations: NEW ORLEANS/BATON ROUGE AND THROUGHOUT MISSISSIPPI — All TicketMaster outlets. WESTBANK— Algiers Naval Support Activity.



SAINTS TRAIN AT WISCONSIN-LA CROSSE



For the ninth consecutive summer, the Saints will hold at their training camp at the University of Wisconsin-La Crosse. It marks the second longest stretch the Saints have utilized a training site. They held their camp at Dodgertown in Vero Beach, Fla. for 10 seasons (1974, 76-84).

Founded in 1909 as the La Crosse Normal School with 176 students, UW-La Crosse is now one of 13 four-year campuses in the University of Wisconsin system, with an enrollment of about 8,700. The University, which is known for its strong physical education program, offers nearly 80 undergraduate curriculums in four colleges - Business Administration; Liberal Studies; Science and Health; and Health, Physical Education and Recreation.

Master's degrees are offered in 18 disciplines. The 119-acre campus sits in a residential section of La Crosse, a town with a population of about 50,000, midway between towering bluffs and the Mississippi River.

Players will report to the University Sunday, July 14. They are scheduled to break camp Thursday, August 1. On July 24, the team will be in Mankato, Minn. for a day of practices with the Minnesota Vikings. They will have a similar workout with the Chicago Bears, July 30 in Platteville, Wis.

Mailing Address

New Orleans Saints
c/o University of Wisconsin-La Crosse
P.O. Box 3028
La Crosse, WI 54601

Mailing Address for Overnight Courier

New Orleans Saints
c/o University of Wisconsin-La Crosse
Laux Hall
622 East Avenue North
La Crosse, WI 54601

CAMP PHONE NUMBERS

Main Office: (608) 789-4550
Media Relations: (608) 789-4556
Main Camp FAX: (608) 789-4577

Media Relations Recorded News Messages (updated twice daily): (608) 789-4575

SAINTS ON WWL-RADIO, WWL-TV

For the second straight year in 1996, all Saints games will be aired live on WWL Newsradio, 870 AM, a 50,000-watt, clear channel station.

It marks the third time in team history that WWL will serve as the flagship of the New Orleans Saints. WWL also carried Saints games from 1967-75, and again 1982-91.

WWL-TV Sports Director Jim Henderson and former Saints quarterback Archie Manning return to the booth to handle the play-by-play and color analysis, respectively, for all 16 regular season broadcasts. Veteran sportscaster Ken Trahan, WGNO-TV Sports Director Ed Daniels and former Tulane head football coach Vince Gibson will call the action for all five preseason contests.

WWL-TV (4) will televise the last four preseason contests, with Henderson and Manning at the microphones. The August 2 game against the Lions in Detroit, and the August 10 matchup against the Chiefs in Kansas City, will be carried live. The two home preseason games, August 17 versus the Chicago Bears and August 23 against the Minnesota Vikings, will be aired live only if sold out 72 hours prior to kickoff. If not, they would be shown on a tape delayed basis the following day.

In addition to coverage on WWL-Radio, WRNO Worldwide will carry Saints games on shortwave frequency to many corners of the world.

The following radio stations will bring Saints football to their areas in 1996 (WWL-Radio affiliates as of 6/1/96):

LOUISIANA

AlexandriaKEZP-FM
Baton Rouge.....WJBO-AM
BogalusaWBOX-AM/FM
HammondWFPR-AM
LafayetteKPEL-AM/FM
Lake CharlesKLCL-AM
Leesville.....KVVP-FM
MonroeKNOE-AM
Moreauville.....KLIL-FM
Morgan CityKDLP-AM
Morgan CityKQKI-FM
New IberiaKANE-AM
RustonKPCH-FM
ShreveportKEEL-AM
ThibodauxKTIB-AM
WinnfieldKVCL-AM/FM

MISSISSIPPI

Brookhaven.....WCHJ-AM
BrookhavenWBKN-FM
Columbia.....WCJU-AM
Columbia.....WJDR-FM
Hattiesburg/LaurelWKNZ-FM
Jackson.....WJDS-AM
McCombWAKH-FM
NatchezWQNZ-FM

ALABAMA

Mobile.....WNTN-AM
MobileWNXP-FM



MEDIA INFORMATION

MEDIA GATE: Media entrance for Saints games at the Superdome is located on the lower level of the Northwest Parking Garage (side nearest Claiborne Avenue overpass) near the center of the building. The media door opens three hours prior to kickoff. All passes designated for media will call can be picked up at this entrance as well.

CREDENTIAL REQUESTS: Superdome press box space is reserve for the working news media. Requests should be made at least one week advance and directed to Rusty Kasmiersky, director of media relations, New Orleans Saints, 5800 Airline Highway, Metairie, LA 70003. Phone: (504) 731-1799.

TELEVISION AND RADIO: Network television and visiting radio are assigned numbered booths in the main press box. Spotters and statisticians are available upon advanced request.

PHOTOGRAPHERS: Only accredited working photographers are allowed on the sidelines. They must wear a "field photo" credential and kneel behind the 12-foot restricted zone. The bench areas are off limits at all times. Photographers should take special note of the conditions use listed on the credential. Reporters are not permitted to accompany photographers on the sidelines. Photo grips must be at least 18 years of age and must be credentialed in advance.

IMPORTANT: ALL CREDENTIALS ARE ISSUED TO INDIVIDUALS AND ARE NOT TRANSFERABLE.

LOCKER ROOMS: Only accredited working media are allowed in locker rooms after games. There is no admission before the game. Still photographs are not permitted in the Saints locker room postgame.

TELEPHONES: Requests for service should be directed to South Central Bell, 1-800-770-1936.

COPY TRANSMISSION: Requests for service should be directed to Leon Letulle, formerly of SportsComm, who operates a copy transmission and computer service. He can be reached in advance of the day of the game at (504) 362-6065.

PRESS BOX SERVICES: Statistical information is supplied before, during and after the game. Scores of other games are announced and posted as received. Postgame quotes are provided from both locker rooms. Refreshments are served in the media lounge before the game, halftime and postgame.

TRANSPORTATION: Transportation to Moisant International Airport will be arranged for visiting media with tight departure schedules.

NFL PUBLIC RELATIONS CONTACTS

NFL Office	(212) 758-1500
NFL Vice President of Communications and Development	Joe Browne
NFL Director of Communications	Greg Aiello
NFL Director of International Public Relations	Pete Abitante
NFC Director of Information	Reggie Roberts
AFC Director of Information	Leslie Hammond

NFC

Arizona	Paul Jensen	(602) 379-0101
Atlanta	Charlie Taylor	(404) 945-1111
Carolina	Charlie Dayton	(704) 358-1644
Chicago	Bryan Harlan	(708) 295-6600
Dallas	Rich Dalrymple	(214) 556-9900
Detroit	Mike Murray	(313) 335-4131
Green Bay	Lee Remmel	(414) 496-5700
Minnesota	Dave Pelletier	(612) 828-6500
New Orleans	Rusty Kasmiersky	(504) 731-1799
New York Giants	Pat Hanlon	(201) 935-8111
Philadelphia	Ron Howard	(215) 463-2500
St. Louis Rams	Rick Smith	(314) 877-3700
San Francisco	Rodney Knox	(408) 562-4949
Tampa Bay	Chip Namias	(813) 870-2700
Washington	Mike McCall	(703) 478-8900

AFC

Baltimore	Kevin Byrne	(410) 654-6200
Buffalo	Scott Berchtold	(716) 648-1800
Cincinnati	Jack Brennan	(513) 621-3550
Denver	Jim Saccomano	(303) 649-9000
Houston	Dave Pearson	(713) 797-9111
Indianapolis	Craig Kelley	(317) 297-2658
Jacksonville	Dan Edwards	(904) 633-2000
Kansas City	Bob Moore	(816) 924-9300
Miami	Harvey Greene	(305) 620-5000
New England	Don Lowery	(508) 543-8200
New York Jets	Frank Ramos	(516) 538-6600
Oakland	Al LoCasale	(213) 322-3451
Pittsburgh	Rob Boulware	(412) 323-1200
San Diego	Bill Johnston	(619) 280-2111
Seattle	Dave Neubert	(206) 827-9777



47

GREG JACKSON

Safety Year With Saints: 1 Year in NFL: 8
Ht: 6-1 Wt: 205 College: Louisiana State
Born: August 20, 1966 at Hialeah, Florida
Joined Saints: Unrestricted Free Agent (Philadelphia), 1996

PRO: A seven-year NFL veteran who has played both free and strong safety in his career. Entered the league as the Giants' third-round draft choice (78th overall) in 1989. Signed with Philadelphia as a free agent in 1994. Signed a one-year contract with the Saints, 6/18/96. **1995** — Started all 16 games at free safety for the Eagles. ... recorded 70 total tackles, which ranked sixth on the club. ... returned a fumble 45 yards for a TD, at Oakland 9/24. ... had a season-high nine tackles, vs. Arizona 12/17. **1994** — Opened all 16 contests and intercepted a career-high six passes, which tied with San Francisco's Deion Sanders for third in the NFC. ... 119 tackles marked a career-high and was third on the Eagles' tackle chart. ... picked off a Gus Frerotte pass, at Washington 10/30, and brought it back 55 yards for a touchdown. ... posted a career-high 15 tackles, at Arizona 11/20. ... chipped in with two special teams stops on the season. **1993** — Started all 16 regular season games at both strong and free safety for the Giants. ... four interceptions tied him with Mark Collins for the team lead. ... recorded 71 tackles on the year, including nine vs. Washington, 11/14. **1992** — Opened all 16 games at free safety, and was second on the squad with 79 total stops. ... compiled a team-high three forced fumbles and four interceptions. ... had a season-high 11 tackles, vs. Seattle 10/25. ... came up with interceptions in three consecutive weeks: vs. Green Bay (11/8), at Denver (11/15) and vs. Philadelphia (11/22). ... contributed a tackle on special teams. **1991** — Started 12 of the 13 contests in which he appeared at strong safety, missed three games with an ankle injury. **1990** — Started 14 contests at strong safety in the Giants' Super Bowl Championship season, and led the secondary with 83 total stops. ... was second on the squad with five interceptions. ... recorded the only four sacks of his career. ... picked off a career-best two passes, at Washington 10/14, when he also had seven tackles and was named NFC Defensive Player of the Week. ... added two stops on special teams on the year. **1989** — Played in all 16 games, including one start. ... served in nickel and dime packages for a majority of the season. ... tallied 19 tackles on defense and seven more on special teams.

COLLEGE: Was a first-team All-SEC selection and third All-America choice as a senior for the Tigers when he led the nation with 219 return yards on seven interceptions. ... had a 100-yard return for a score against Mississippi State and a 71-yarder for a TD versus Tulane in 1988. ... racked up 199 tackles and 11 interceptions, three of which were returned for touchdowns, in his career. ... was team captain his senior year. ... majored in communications.

PERSONAL: Was an all-city quarterback at American High School in Miami, Florida. ... has had an active role in the community during his NFL career, including work with D.A.R.E., American Cancer Society and the Juvenile Diabetes Foundation. ... single. ... full name is Greg Allen Jackson.

GAMES STARTED/PLAYED: (1989, 1/16); (1990, 14/14); (1991, 12/13); (1992, 16/16); (1993, 16/16); (1994, 16/16); (1995, 16/16). Totals 91/107. **PLAYOFF GAMES STARTED/PLAYED:** (1989, 0/1); (1990, 3/3); (1993, 2/2); (1995, 2/2). Totals 7/8.

Year	REGULAR SEASON					PLAYOFFS				
	TACKLES			INTERCEPTIONS		TACKLES			INTERCEPTIONS	
	Tkl	Asst	Tot.	No.	Yds.	Tkl	Asst	Tot	No.	Yds.
1989 (Giants)	24	2	26	None		2	0	2	None	
1990 (Giants)	66	19	85	5	8	11	1	12	None	
1991 (Giants)	50	9	59	1	3	N/A				
1992 (Giants)	68	12	80	4	71	N/A				
1993 (Giants)	51	20	71	4	32	6	1	7	None	
1994 (Phil.)	71	50	121	6	86	N/A				
1995 (Phil.)	56	14	70	1	18	4	2	6	1	31
Totals	386	126	512	21	218	23	4	27	1	31

Additional Stats: Sacks: 1990, 4; Passes Defensed (39): 1990, 9; 1991, 2; 1992, 7; 1993, 9; 1994, 5; 1995, 7. Fumbles Recovered (6-48 yards, 1 TD): 1992, 1; 1993, 2-3 yards; 1995, 3-45 yards, 1 TD. Forced Fumbles (12): 1989, 1; 1990, 2; 1992, 3; 1993, 1; 1994, 2; 1995, 3.

NEW ORLEANS SAINTS FACILITY



On April 15, 1996, a first in New Orleans Saints history occurred when the entire organization moved into the club's new facility, located at 5800 Airline Highway in Metairie. It's the first time ever that Saints coaches, players and staff have been housed under one roof.

The two story, 65,000 square foot facility, which is situated on a 19.2 acre tract, contains three practice fields. Two, which are laid out symmetrically, are planted with Bermuda grass and are surrounded by an asphalt, half-mile running track. The third field is made up of 70 yards of artificial turf and 50 yards of grass. Also outside is a full-length basketball court.

The first floor is approximately 43,000 square feet, and serves primarily the needs of the players. It also consists of a reception area, ticket office, media workroom and storage areas.

The lockerroom, which is completely carpeted, contains 75 lockers, each 44 inches wide. Adjacent to the lockerroom are a players lounge and shower area that includes a built-in whirlpool and cold dip pool, sauna room and steam room. The training room consists of nine treatment tables, a three-man taping station, three therapeutic whirlpools, one Hydro Track and Biodes rehabilitation equipment. The equipment room, which includes a loading dock making it accessible for 18-wheeler tractor trailers, is 3,600 square feet. The weight room, also fully carpeted, is 4,050 square feet.

A 1,700 square foot auditorium which sits on the first floor, can seat 110 players for team meetings, and can be divided into two rooms. On either side of the auditorium, are eight smaller team meeting rooms.

Located on the second story are offices for coaches, player personnel, the video department and administrative staff. It has the capacity for an additional 23,000 square feet.

Directions to Saints Facility

From Airport: Turn left onto Airline Highway. Take Airline Highway for approximately 4-5 miles. Practice facility will be on the right.

From New Orleans/East: Take I-10 West to Clearview Parkway exit. Follow Clearview Parkway South to Airline Highway (Scandinavia Furniture on right). Turn right onto Airline Highway. Take Airline Highway for approximately 1-2 miles. Practice facility will be on the left.

From Baton Rouge/West: Take I-10 East to Clearview Parkway exit. Follow Clearview Parkway South to Airline Highway (Scandinavia Furniture on right). Turn right onto Airline Highway. Take Airline Highway for approximately 1-2 miles. Practice facility will be on the left.

THIS YEAR, A LOT OF NASCAR DRIVERS WILL FIND OUT WHAT IT'S LIKE TO GET BEHIND A DEERE.

John Deere is on the fast track, racing toward the winner's circle.

So, join the team spirit with a sporty little number of your own. The Motorsports Special-Edition STX38 5-speed Lawn Tractor.

Just like the John Deere race car, this powerful performer features sleek styling with exclusive John Deere Motorsports racing graphics.

Smooth handling, an unbridled 13-horse-power overhead-valve engine, a 5-speed shift-on-the-go



gear transmission, plus a 38-inch-wide mower help you cut a quick path to your own winner's circle.

And, to welcome you to the John Deere Motorsports team, you'll even receive a personalized, hand-signed certificate from driver Chad Little. Track our newest Deere, this season.

Watch for the green-and-yellow car No. 23. And get behind the John Deere Motorsports team with the Special-Edition STX38 5-speed. See your retailer soon.

Only \$1,996*
Driver Chad Little's
Motorsports Special Edition
STX38 5-Speed Lawn Tractor

NOTHING RUNS LIKE A DEERE®



Appel Lawn & Garden Equipment
8640 Perkins Road
Baton Rouge
(504) 766-5296

Ascension Equipment & Rent
12478 North Airline Hwy.
Gonzales
(504) 647-5881

Sunshine Equipment Company
2300 Highway 70
Donaldsonville
(504) 473-9861

Evergreen Tractor & Eq., Inc.
Hwy 190 Bypass
Convinton
(504) 893 3720

Houma Tractor & Eq., Inc.
1201 Simmons Drive
Houma
(504) 872-0981

Sunshine Equipment
100 Circle Drive
LaPlace
(504) 651-2598

Sunshine Equipment
1524 Ridgefield Road
Thibodaux
(504) 446-5061

Sunshine Equipment
1600 B Belle Chase Hwy
Gretna
(504) 872-0981

