



NEW ORLEANS SAINTS

WEEKLY MEDIA INFORMATION GUIDE

NEW ORLEANS SAINTS AT NEW YORK GIANTS

DECEMBER 8, 2024 @ METLIFE STADIUM

GAME INFORMATION | ROSTERS | DEPTH CHART | STATISTICS | PLAYER MINIBIOS



WEEKLY RELEASE

NEW ORLEANS SAINTS



NEW ORLEANS SAINTS [4-8] AT NEW YORK GIANTS [2-10]



GAME #13

SUNDAY, DECEMBER 8, 2024 - 12:00 P.M. (CST)

METLIFE STADIUM - EAST RUTHERFORD, N.J.

THE MATCHUP

The New Orleans Saints [4-8], who play three of their final five games on the road, head to MetLife Stadium this week to face the New York Giants [2-10]. This will be the Saints' first trip to play at the Giants since 2018, as the last two contests between the two clubs have been held at the Caesars Superdome. While the Giants lead the all-time series, 17-15, New Orleans captured the last matchup, a 24-6 victory at the Caesars Superdome on December 17, 2023. The Giants are coming off a 27-20 loss at the Dallas Cowboys on Thanksgiving Day, the first contest of the season started by QB Drew Lock, who passed for 178 yards and rushed for a club-best 57 yards, including one touchdown.

New Orleans has been paced over the last month by the inspired play of running back **Alvin Kamara**, who has rushed for 389 yards over the past four games on 85 carries (4.6 avg.), the fourth-highest total in the NFL over the period.

Including last week's 112 rushing yard effort against Los Angeles, Kamara has posted 11 100-yard rushing games since being drafted by the club in 2017, tied for fifth in franchise record books. Kamara, the franchise's all-time rushing leader with 6,723 yards, has 894 yards in 2024 and is 106 yards from reaching 1,000 for the first time in his eight-year career. Overall in 2024, he has started all 12 games, carried 206 times for 894 yards (4.3 avg.) with six touchdowns and leads NFL rushing backs in receiving with 59 catches for 450 yards with one touchdown, ranking third in the NFL with 1,344 total yards from scrimmage and ranking fourth with 64 first downs.

In nine games/starts, QB **Derek Carr** has completed 169-of-248 passes (68.1 pct.) for 1,926 yards with 14 touchdowns, only four interceptions and a 103.3 passer rating. Carr has not thrown an interception in his last four contests and four of his six scoring throws have gone to midseason acquisition **Marquez Valdes-Scantling**, three of the connections being for 28-or-more yards. In four appearances, all starts, Valdez-Scantling has caught eight passes for 237 yards (29.6 avg.) with the four scores.

THIS WEEK IN THE NFC SOUTH: Despite dropping Sunday's contest to the Rams, New Orleans remains only two games out of first place in the NFC South. On Sunday at noon CT, the Atlanta Falcons [6-6] play at the Minnesota Vikings [10-2], the Carolina Panthers [3-9], play at the Philadelphia Eagles [10-2] and the Tampa Bay Buccaneers [6-6], host the Las Vegas Raiders [2-10].

CALLING THE ACTION

TV: FOX (WVUE FOX 8 locally) - Kevin Kugler (play-by-play), Daryl Johnston (color analyst) and Laura Okmin (sideline reporter)

LOCAL RADIO: WWL (870 AM and 105.3 FM) - Mike Hoss (play-by-play), Deuce McAllister (color analyst) and Jeff Nowak (sideline reporter)

SPANISH LANGUAGE RADIO: Tropical Radio (830 AM, 94.7 FM-Baton Rouge and 105.7 FM-New Orleans) - Mario Jerez (play-by-play), Juan Carlos Ramos and Victor Quinonez (color analysts)

THE HEAD COACHES



In his 32nd year of coaching, his 16th in the National Football League and sixth with the Saints, Darren Rizzi was named interim head coach of the New Orleans Saints on November 4, 2024. Rizzi has coordinated highly successful special teams units for the Miami Dolphins [2010-18] and Saints [2019-present]. He also added assistant head coach responsibilities in 2022 in New Orleans and also had associate head coach duties in Miami from 2017-18.

Rizzi's units have ranked in the top half of NFL writer Rick Gosselin's annual special teams rankings in 12 of the 13 full years that he has served as a coordinator, including first in 2019, fifth in both 2020 and 2021 and second in 2023. Since he entered the NFL coaching ranks in 2009, seven special teams players have been named to eight Pro Bowls under his tutelage. Rizzi has also coached six players to the NFL All-Rookie team in the past ten years.

Over his Saints coaching career, Rizzi's work on special teams have made the kicking game an integral part of New Orleans' success since 2019. Over that period, J.T. Gray's 81 tackles over that period rank first in the NFL. The punting game has produced the top three seasons in club history for punts inside-the-20-yard line. Since 2019, the Saints have excelled in the return game. Over the five-and-a-half season period, the team ranks seventh in the NFL in punt return average [10.3] and second in punt return touchdowns [3]. The coverage units have allowed the third-lowest punt return average [7.1].

Last season, New Orleans finished in the Top 10 in the NFL in 13-of-22 special teams categories, leading or sharing the lead in five of them and finishing second in two others.

A native of Hillsdale, N.J. and graduate of Bergen Catholic High School, Rizzi played tight end at Rhode Island, where he first walked on in 1988. He went on to tally 160 receptions for 2,426 yards [15.2 avg.] and 15 touchdowns in his collegiate career and was a consensus All-American in 1992, earning a degree in speech communications.

Rizzi and his wife, Tracey, have two daughters and three sons.



Brian Daboll was named New York Giants Head Coach on January 29, 2022. Daboll joined the Buffalo Bills in 2018 as offensive coordinator under Head Coach Sean McDermott, where he spent four seasons. The previous campaign, he helped lead the University of Alabama to its 17th national championship as the Crimson Tide's offensive coordinator and quarterbacks coach.

In his first season with the Giants in 2022 under Daboll, New York started 2-0 for the first time since 2016. New York finished 9-7-1 and qualified for the postseason for the first time since 2016. The Giants then defeated the Minnesota Vikings, 31-24 in the NFC Wild Card round, getting their first playoff win since Super Bowl XLVI. RB Saquon Barkley and DT Dexter Lawrence were selected to the Pro Bowl.

In 2020, Daboll was voted *Associated Press* NFL Assistant Coach of the Year after the Bills finished 13-3 and ended the Patriots' streak of 11 consecutive division titles.

Daboll has 20 years of coaching experience. He spent 11 seasons with the New England Patriots [2000-06, 2013-16] in a variety of roles and helped the franchise win five Super Bowls [XXXVI, XXXVIII, XXXIX, XLIX and LI].

Daboll began his coaching career at age 24 in 2000 - Bill Belichick's first year with the team - as a defensive coaching assistant. He was promoted to wide receivers coach in 2002. Daboll left the Patriots to become the New York Jets' quarterbacks coach from 2007-08. He has been an offensive coordinator for the Cleveland Browns [2009-10], Miami Dolphins [2011] and Kansas City Chiefs [2012].

Prior to entering the National Football League, Daboll spent one year [1997] as a volunteer assistant at the College of William & Mary, where he first met McDermott, before serving two seasons [1998-99] as a graduate assistant for Nick Saban at Michigan State. Daboll played safety at Rochester from 1995-97.

STATISTICAL COMPARISON

2024 Regular Season League Rankings

	Saints	Giants
Record	4-8	2-10
Scoring Avg. (NFL Rank)	23.0 [11]	15.3 [20]
Opp. Scoring Avg. (NFL Rank)	23.4 [20t]	23.3 [26]
Total Off. (NFL Rank)	345.7 [11]	299.1 [17]
Rushing Off. (NFL Rank)	131.8 [9]	115.9 [26]
Passing Off. (NFL Rank)	213.9 [17]	183.2 [9]
Total Def. (NFL Rank)	385.1 [31]	340.1 [26]
Rushing Def. (NFL Rank)	136.0 [25]	145.8 [28]
Passing Def. (NFL Rank)	249.1 [30]	194.3 [19]
Punt Return Avg. (NFL Rank)	13.9 [5]	6.9 [24]
Kickoff Return Avg. (NFL Rank)	26.8 [17]	26.1 [22]
Turnover Margin (NFL Rank)	+2 [12t]	-8 [29]
Possession Avg.	29:34	28:37
Touchdowns	31	19
Penalties	75	71
Penalty Yards	725	553
Opp. Penalties	73	81
Opp. Penalty Yards	593	667

SERIES HISTORY

The Saints and Giants have met 32 times, with New York holding a 17-15 advantage. The Saints have posted a 5-12 record in road contests played in four different playing facilities against the Giants; Yankee Stadium, Shea Stadium, Giants Stadium and MetLife Stadium. New Orleans and New York have split the last two meetings, both played at the Caesars Superdome and in the last meeting at MetLife, the Saints defeated the Giants, 33-18 on September 30, 2018, when RB Alvin Kamara rushed for 134 yards and three touchdowns.

SERIES FAST FACTS

TEAM

Saints' Largest Margin of Victory: 38 points, Saints won 45-7 on 12/14/03 at the Louisiana Superdome

Giants' Largest Margin of Victory: 28 points, Giants won 31-3 on 10/24/99 at Giants Stadium

Current Series Streak: Saints won the last contest, 24-6, 12/17/23

Saints' Longest Win Streak: Three games, 12/24/06-11/28/11

Giants' Longest Win Streak: Three games, 9/28/97-9/30/01

Most Points by Saints in a Game: 52 points, Saints won 52-49 on 11/1/15 at the Mercedes-Benz Superdome

Most Points by Giants in a Game: 52 points, Giants won 52-27 on 12/9/12 at MetLife Stadium

Most Combined Points (Both Teams): 101 points, Saints won 52-49 on 11/1/15 at the Mercedes-Benz Superdome

Fewest Points by Saints in a Game: Three points, Giants won 31-3 on 10/24/99 at Giants Stadium

Fewest Points by Giants in a Game: Three points [Tie], Saints won 17-3 on 12/15/96 at Giants Stadium [Most Recent]. Saints won 10-3 on 12/15/84 at Giants Stadium [First]

Fewest Combined Points (Both Teams): 13 points, Saints won 10-3 on 12/15/84 at Giants Stadium

INDIVIDUAL

Most Rushing Yards (Saints): RB Alvin Kamara, 134 yards on 19 carries [7.1 avg.] with three TDs on 9/30/18 at MetLife Stadium.

Most Rushing Yards (Giants): RB Rodney Hampton, 149 yards on 33 carries [4.5 avg.] with four TDs on 9/24/95 at Giants Stadium.

Most Passing Yards (Saints): QB Drew Brees, 505 yards on 39-of-50 passing with seven TDs on 11/1/15 at Mercedes-Benz Superdome.

Most Passing Yards (Giants): QB Eli Manning, 406 yards on 33-of-47 passing with two TDs [101.9 rating] on 11/28/11 at Mercedes-Benz Superdome.

Most Receptions (Saints): Three times, nine, most recent, TE Benjamin Watson, nine receptions for 147 yards [16.3 avg.] with one touchdown on 11/1/15 at Mercedes-Benz Superdome.

Most Receptions (Giants): Gary Shirk, 11 receptions for 101 yards with one touchdown on 9/20/81 at Giants Stadium.

SERIES FAST FACTS

CONTINUED FROM PREVIOUS PAGE-SAINTS-GIANTS FAST FACTS

Most Receiving Yards [Saints]: Wide receiver **Marques Colston**, 166 yards on eight receptions [20.8 avg.] on 10/18/09 at Louisiana Superdome.

Most Receiving Yards [Giants]: Wide receiver **Victor Cruz**, 157 yards on nine receptions [15.7 avg.] with two touchdowns on 11/28/11 at Louisiana Superdome.

CONNECTIONS

New Orleans Interim Head Coach **Darren Rizzi** is a North New Jersey native who prepped at Bergen Catholic [Oradell, N.J.] HS and later served as an assistant at Colgate University [1993], the University of New Haven [1994-97] and Rutgers [2002-07]. Rizzi also served as head coach at New Haven from 1999-2001. Rizzi, Giants Head Coach **Brian Daboll** and Assistant Defensive Line Coach **Bryan Cox** served on the same Miami Dolphins coaching staff in 2011. Cox played for the Saints in 2002. Saints Assistant Special Teams Coach **Phil Galiano** and Cox served on the same Tampa Bay Buccaneers coaching staff from 2012-13. Galiano served as outside linebackers coach at New Haven in 2001 and served as an assistant at Rutgers from 2003-06 and from 2010-11 and from 2014-15)...New Orleans tight end **Juwan Johnson** prepped at Glassboro [N.J.] HS...Rizzi tutored Giants safety Bobby McCain on special teams with the Miami Dolphins from 2015-18...Giants linebacker **Ty Summers** played for the Saints from 2022-23. Saints cornerback **Shemar Jean-Charles** and Summers were teammates in Green Bay in 2022...New York Running Backs Coach **Joel Thomas** served in the same capacity in New Orleans from 2015-23...Giants wide receiver **Malik Nabors** prepped at Southside [Youngsville, La.] and was a standout at LSU...Giants Assistant Special Teams Coach **Stephen Thomas** served on the Southern Mississippi staff in 2011...Saints Senior Defensive Assistant **Peter Giunta** tutored the Giants secondary from 2006-14...New Orleans Senior Vice President of Football Operations/Assistant General Manager **Khari Harber** graduated with a degree in accounting from Rutgers in 1998.

New Orleans Tight Ends Coach **Clancy Barone** and Quarterbacks Coach **Andrew Janocko**, Offensive Coordinator **Klint Kubiak** and Senior Offensive Assistant **Rick Dennison** and New York Defensive Line Coach **Andre Patterson** served on the same Minnesota Vikings coaching staff. Dennison and Patterson served on the same Denver Broncos coaching staff from 2005-06. Barone and Giants Assistant Secondary Coach **Mike Adams** served on the same Chicago Bears coaching staff in 2021. Barone and Dennison tutored Giants Assistant Offensive Line Coach **James Ferentz** with the Denver Broncos from 2015-16. Janocko served on the Rutgers coaching staff in 2011...Giants College Area Scout **Brendan Prophett** was a member of the Saints scouting staff in 2015....New Orleans Assistant General Manager/Senior Vice President of College Personnel **Jeff Ireland** and New York Senior Vice President and General Manager **Joe Schoen** served in the same Miami front office from 2008-13, with Ireland serving as General Manager...New Orleans Offensive Line Coach **John Benton** and New York Special Teams Coordinator **Michael Gbubrial** served on the same New York Jets coaching staff in 2021....Saints linebacker **Anfernee Orji** was tutored by Giants Inside Linebackers Coach **John Egorugwu** in 2021 at Vanderbilt...New Orleans safety **Jordan Howden** and New York safety **Tyler Nubin** and center **John Michael Schmitz Jr.** were college teammates at Minnesota...Giants cornerback **Cordale Flott** prepped at Saraland [Ala.] HS and was a college standout at LSU...New Orleans cornerback Alontae Taylor and New York wide receiver **Jalin Hyatt** were college teammates at Tennessee...Saints tackle **Landon Young** and Giants cornerback **Andru Phillips** were college teammates at Kentucky...Giants defensive lineman **Rakeem Nunez-Roches** played at Southern Mississippi....Saints defensive tackle **Nathan Shepherd** played New York safety **Jason Pinnock** with the Jets in 2021...Saints center/guard **Shane Lemieux** was a fifth round draft pick of the Giants in 2020 and played with them for four seasons. Lemieux, Saints tight end **Juwan Johnson** and New York outside linebacker **Kayvon Thibodaux** were college teammates at Oregon....New Orleans quarterback **Derek Carr** and tight end **Foster Moreau** and New York tackle **Jermaine Eluemunor** were teammates with the Las Vegas Raiders from 2021-22. Saints Center **Erik McCoy** and Eluemunor were college teammates at Texas A&M in 2016...

CONNECTIONS

CONTINUED FROM PREVIOUS PAGE-CONNECTIONS

Saints Defensive Assistant **Adam Gristick** coached at Syracuse from 2016-17...Saints wide receiver **Mason Tipton** played at Yale...New Orleans National Scout **Terry Wooden** was a four-year starter and three-time All-Conference selection at Syracuse...New Orleans Video Director **Dave Desposito** is a Little Ferry, N.J. native, who graduated from William Paterson University and worked in the Giants video department from 1993-97...Saints Strength and Conditioning Coach **Charles Byrd** went to training camp with the Giants...Saints cornerback **Kool-Aid McKinstry** and Giants tackle **Evan Neal** were college teammates at Alabama in 2021...Saints Secondary Coach **Marcus Robertson** tutored Giants safety **Isaiah Simmons** with the Arizona Cardinals from 2020-22...Saints running back **Jamaal Williams** and Giants quarterback **Tim Boyle** were teammates with the Green Bay Packers from 2018-20 and teammates in Detroit from 2021-22...Saints offensive lineman **Lucas Patrick**, Giants wide receiver/punt returner **Ihmir Smith-Marsette** and Boyle were teammates in Chicago in 2022. Saints wide receiver **Marquez Valdes-Scantling**, Saunders and Smith-Marsette were teammates in Kansas City in 2022...Kubiak tutored Smith-Marsette as a rookie in Minnesota in 2021, where he was a teammate of Saints offensive lineman **Oli Udoh**...New York tight end **Chris Manhertz** spent the 2015 season on the Saints practice squad and played for the Saints in 2016...Saints guard **Cesar Ruiz** and Giants guard **Jon Runyan Jr.** were college teammates at Michigan...Saints Pro Scout **Tosan Eytsemitan** and New York guard **Greg Van Roten** were college teammates at Penn. Benton tutored Van Roten with the Jets from 2020-22...Giants linebacker **Patrick Johnson** played at Tulane from 2017-20...Giants College Scouting Coordinator **Ryan Hollern** served on the Saints college scouting staff from 2009-15...New Orleans practice squad wide receiver **Dante Pettis** played for the Giants from 2021-22.

LAST MEETING

Saints 24, Giants 6; Dec. 17, 2023 @ Caesars Superdome - An energetic defense that did not surrender a touchdown for the second consecutive game, dominant special teams and an efficient offense that did not turn the ball over and scored touchdowns on both red zone trips, served as the formula for New Orleans' second consecutive victory.

New York quarterback Tommy DeVito faced a hostile Caesars Superdome crowd after winning his last three starts, as the Black and Gold defense harassed him into completing only 20-of-34 passes for 177 yards with zero touchdowns and a 72.8 passer rating, dropping him seven times, a season-high in sacks for New Orleans. With a combination of stout defensive play and special teams units that gave New York unfavorable starting situations, the Giants never reached the red zone.

DE Tanoh Kpassagnon led the New Orleans pass rush, posting six tackles (five solo), three sacks for a loss of 20 yards, three stops for losses and four quarterback hits. Rookie DT Bryan Bresee added two quarterback takedowns of DeVito, while LB Demario Davis led the team with ten tackles (eight solo), one sack and two stops for loss, as he reached 100 stops for the seventh consecutive season. On special teams, DB J.T. Gray had one coverage stop, reaching ten tackles for the third consecutive season.

A consistent, complementary New Orleans offense converted 6-of-12 third down conversions as QB Derek Carr completed 23-of-28 passes for 218 yards with three touchdowns and zero interceptions, as he set season-highs for scoring throws, completion percentage (82.1) and passer rating (134.8). RB Alvin Kamara led New Orleans in both rushing and receiving with 16 carries for 66 yards and five receptions for 44 yards.

ON THIS DATE

This week's game at the New York Giants is being played on December 8. The Saints are 3-5 on December 8. The Black and Gold have played seven teams on the date, the Cardinals twice. This is the first time they will play the Giants on this date. They will look to improve their road record on the date to 2-3.

1968 - The Saints lose to the Philadelphia Eagles, 29-17, at Franklin Field.

1974 - In the last Saints home contest to be played at Tulane Stadium, the Saints shutout the St. Louis Cardinals, 14-0. The Saints outrushed St. Louis 228-64 in the contest, including a 66-yard touchdown run by rookie RB Alvin Maxson.

1985 - The Saints fell to the St. Louis Cardinals, 28-16 at Busch Stadium.

1991 - New Orleans fell to the Dallas Cowboys, 23-14 at Texas Stadium.

1996 - New Orleans falls to the Atlanta Falcons 31-10, at the Superdome.

2002 - New Orleans improves to 9-4 and defeat the Baltimore Ravens, 37-25 at Ravens Stadium. RB Deuce McAllister carried 32 times for 127 yards with three touchdowns. New Orleans also excelled on special teams, as the club blocked two punts, one credited to the team and one to S Mel Mitchell.

2013 - New Orleans improves to 10-3 in a convincing 31-13 Sunday Night Football victory. QB Drew Brees completed 30-of-42 passes (71.4 pct.) for 313 yards with four touchdowns, zero interceptions with a 124.4 passer rating, as the Saints scored 31 unanswered points. WR Marques Colston and TE Jimmy Graham had two touchdown receptions apiece. DE Cameron Jordan led the pass rush with two sacks.

2019 - New Orleans falls to 10-3 in a hard-fought loss to the Super Bowl finalist 49ers in a contest that delivered home field playoff advantage to San Francisco. In a thriller between two NFC powers that featured seven lead changes, New Orleans jumped ahead 46-45 with 53 seconds remaining in the contest on an 18-yard touchdown pass from Brees to WR Tre'Quan Smith, with the subsequent two-point pass attempt between the two incomplete. San Francisco rallied with a quick drive down the field, powered by a 39-yard connection between QB Jimmy Garoppo to TE George Kittle, accentuated by a 15-yard facemask penalty to set up a game-winning 30-yard field goal.

PRONUNCIATION GUIDE

DB	Ugo Amadi [ooh-go uh-MAH-dee]
DT	Bryan Bresee [bruh-ZEE]
LB	Demario Davis [duh-MAR-ee-oh]
DE	Isaiah Foskey [FAW-skee]
T	Taliese Fuaga [tah-lee-ESS-ay Foo-AH-gah]
K	Blake Grupe [GROOP-ee]
QB	Jake Haener [HAY-ner]
TE	Dallin Holker [DAL-in HOLE-ker]
DB	Shemar Jean-Charles [John Charles]
RB	Alvin Kamara [kuh-Mare-UH]
DE	Tanoh Kpassagnon [tawn-oh pass-N-yo]
S	Tyrann Mathieu [ty-REN MATH-you]
TE	Foster Moreau [MORE-oh]
WR	Chris Olave [oh-LAH-vay]
DT	Khalen Saunders [KAWL-en]
LB	Nephi Sewell [KNEE-fy soo-ul]
WR/RS	Rashid Shaheed [rah-SHEED]
K	Charlie Smyth [Smith]
WR	Equanimeous St. Brown [eck-wah-nihm-ee-ous]
CB	Alontae Taylor [uh-LAWN-tay]
OL	Olisaemeka Udoh [OH-lee-suh-MEE-kah OO-doe]
WR	Marquez Valdes-Scantling [mar-KWEZ]

NEXT GAME

Following the Giants contest, the Saints will complete their 2024 NFC East slate, when they host the Washington Commanders on December 15 at the Caesars Superdome. Washington lead's the all-time series, 17-11, but New Orleans has won the last three, including a 33-22 victory on October 10, 2021 at FedEx Field. The Commanders feature rookie QB Jayden Daniels, the 2023 Heisman Trophy winner out of LSU, who has completed 252-of-362 passes (69.6 pct.) for 2,819 yards with 15 touchdowns, only six interceptions and a 99.4 passer rating. Daniels has also carried 108 times for 590 yards with six touchdowns. 8-5 Washington will be coming of a Week 14 bye.

TRANSACTIONS (JULY 17-AUG 27)**July**

17 - Placed WR **Bub Means** on Non-Football Injury.

18 - Placed DE **Chase Young**, DE **Tanoh Kpassagnon**, LB **Nephi Sewell** and TE **Juwan Johnson** on Active/PUP, placed T **Ryan Ramczyk** on Reserve/PUP, placed WR **Chris Olave** on Non-Football Injury and activated WR **Bub Means** from Non-Football Injury.

20 - Agreed to terms with WR **Rashid Shaheed** on a one-year contract extension.

22 - Agreed to terms with WR **Kevin Austin Jr.**

23 - Activated WR **Chris Olave** from Non-Football Injury and DE **Chase Young** from Active/PUP.

27 - Signed T **Chandler Brewer**. Waived G **Nouri Nouili**.

28 - Signed G **Tremayne Anchrum Jr.** and T **Jesse Davis**, placed T **Justin Herron** on Injured Reserve and waived OL **Mark Evans II**.

August

1 - Re-signed WR **Marquez Callaway** and waived/injured TE **Tommy Hudson**.

2 - Signed WR **Samson Naku** and terminated the contract of QB **Nathan Peterman**.

3 - Signed TEs **Kevin Rader** and **Mason Fairchild**. Terminated contract of TE **Jesper Horsted**. Waived/injured WR **Jermaine Jackson** and placed TE **Tommy Hudson** on Injured Reserve.

4 - Placed WR **Jermaine Jackson** on Injured Reserve.

6 - Signed LB **Mike Rose** and waived/injured T **Chandler Brewer**.

7 - Re-signed OL **Mark Evans II**. Waived TE **Mason Fairchild**.

8 - Agreed to terms with LB **Pete Werner** on a three-year contract extension.

9 - Reached injury settlement with TE **Tommy Hudson**.

11 - Re-signed WR **Shaq Davis** and terminated the contract of WR **Marquez Callaway**.

13 - Signed CB **Kaleb Ford-Dement**. Waived FB **Zander Horvath**. Reached injury settlement with WR **Jermaine Jackson**.

14 - Re-signed TE **Mason Fairchild**. Waived DT **Kyler Baugh**.

20 - Signed CB **Joejuan Williams**, activated TE **Juwan Johnson** from the Physically Unable to Perform list and waived/injured C **Sincere Haynesworth**.

22 - Placed C **Sincere Haynesworth** on Injured Reserve.

23 - Signed DT **Camron Peterson**, re-signed LB **Andrew Dowell** and waived/injured DE **Trajan Jeffcoat**.

27 - Terminated contracts of S **Johnathan Abram**, S **Ugo Amadi**, G **Tremayne Anchrum Jr.**, T **Jesse Davis**, LBs **Andrew Dowell** and **Khaleke Hudson**, OL **Shane Lemieux**, WR **Stanley Morgan Jr.**, RB **James Robinson**, WR **Equanimeous St. Brown**, S **Roderic Teamer** and CB **Joejuan Williams**. Waived WR **Kevin Austin Jr.**, S **Millard Bradford**, WR **Shaq Davis**, OL **Mark Evans II**, T **Josiah Ezirim**, TE **Mason Fairchild**, P **Lou Hedley**, DT **Jack Heflin**, G **Kyle Hergel**, TE **Michael Jacobson**, DB **Shemar Jean-Charles**, S **Lawrence Johnson**, RB **Jacob Kibodi**, DE **Niko Lalos**, CB **Mac McCain**, WR **Samson Nacua**, LBs **Monty Rice** and **Mike Rose**, K **Charlie Smyth** and LB **Isaiah Stalbird**. Placed RB **Kendre Miller** [designated to return] and DT **Camron Peterson**, TE **Kevin Rader** and CB **Rejzohn Wright** on Injured Reserve. Placed DE **Tanoh Kpassagnon** and LB **Nephi Sewell** on Reserve/Physically Unable To Perform.

TRANSACTIONS (AUG. 28-OCT. 20)

28 - Terminated the contracts of DT **Kendal Vickers** and **Chandler Brewer**. Signed S **Johnathan Abram**, S **Ugo Amadi**, WR **Kevin Austin Jr.**, S **Millard Bradford**, T **Josiah Ezirim**, TE **Mason Fairchild**, G **Kyle Hergel**, LB **Khaleke Hudson**, TE **Michael Jacobson**, RB **Jacob Kibodi**, DE **Niko Lalos**, OL **Shane Lemieux**, K **Charlie Smyth**, LB **Isaiah Stalbird**, WR **Equanimous St. Brown** and **Vickers** to the practice squad and reached injury settlements with C **Sincere Haynesworth** and DE **Trajan Jeffcoat**.

29 - Signed OL **Austin Deculus** and TE **Treyton Welch** to the practice squad and terminated the practice squad contract of TE **Mason Fairchild**.

September

3 - Reached an injury settlement with TE **Kevin Rader**.

7 - Elevated LB **Khaleke Hudson** and DT **Kendal Vickers** to the active roster [standard].

11 - LB **Khaleke Hudson** terminated practice squad contract [signed with Cleveland] and signed DB **Shemar Jean-Charles** to the practice squad.

14 - Elevated DB **Ugo Amadi** and LB **Isaiah Stalbird** to the active roster [standard].

21 - Elevated LB **Isaiah Stalbird** to the active roster [standard].

25 - Placed C/G **Erik McCoy** on Injured Reserve. Signed G **Shane Lemieux** to the active roster from the practice squad. Signed G **Chris Reed** to the practice squad.

28 - Elevated G **Kyle Hergel** to the active roster [standard].

October

1 - Signed WR **Jermaine Jackson** to the practice squad. Terminated the practice squad contract of RB **Jacob Kibodi**.

4 - Signed C **Connor McGovern** to active roster from Jets practice squad. Waived WR **A.T. Perry**.

7 - Signed practice squad G **Kyle Hergel** to the active roster. Elevated [standard] S **Johnathan Abram** and LB **Isaiah Stalbird** to the active roster from the practice squad. Placed OL **Shane Lemieux** on Injured Reserve.

12 - Activated RB **Kendre Miller** from Injured Reserve, elevated [standard] S **Johnathan Abram** and G **Chris Reed** to the active roster from the practice squad and placed DB **Will Harris** on Injured Reserve.

15 - Signed WR **Dante Pettis** to the practice squad. Terminated the practice squad contract of DB **Shemar Jean-Charles**.

17 - Signed practice squad WR **Jermaine Jackson** to the active roster, elevated [standard] S **Johnathan Abram** and WR **Equanimeous St. Brown** to the active roster from the practice squad and placed WR/RS **Rashid Shaheed** on Injured Reserve.

22 - Agreed to terms with RB **Alvin Kamara** on a two-year contract extension. Signed WR **Marquez Valdes-Scantling**. Placed CB **Paulson Adebo** on Injured Reserve. Terminated the practice squad contracts of S **Johnathan Abram** and G **Chris Reed**. Signed DB **Shemar Jean-Charles** and S **Roderic Teamer** to the practice squad.

23 - Signed C **Sincere Haynesworth** to the practice squad.

26 - Signed DB **Ugo Amadi** to the active roster from the practice squad. Waived RB **Jordan Mims** and elevated [standard] S **Roderic Teamer** and WR **Equanimeous St. Brown** to active roster from the practice squad.

29 - Signed DB **Tre Herndon** and RB **Jordan Mims** to the practice squad. Terminated practice squad contract of C **Sincere Haynesworth**.

30 - Re-signed RB **Jacob Kibodi** to the practice squad.

TRANSACTIONS (NOV. 2-30)

November

2 - Waived G **Kyle Hergel**. Placed WR **Bub Means** and RB **Kendre Miller** on Injured Reserve. Signed S **Millard Bradford**, DB **Shemar Jean-Charles** and RB **Jordan Mims** to active roster from practice squad. Elevated [standard] S **Roderic Teamer** and DB **Tre Herndon** from practice squad.

4 - Relieved Head Coach **Dennis Allen** of his duties. Named Assistant Head Coach/Special Teams Coordinator **Darren Rizzi** as interim head coach.

5 - Traded CB **Marshon Lattimore** and a fifth round pick in 2025 to the Washington Commanders in exchange for a third, a fourth and a sixth round pick in 2025. Re-signed G **Kyle Hergel** to the practice squad and terminated the practice squad contract of DE **Niko Lalos**.

6 - Signed DT **Ryder Anderson**, DE **Trajan Jeffcoat** and RB **Xazavian Valladay** to the practice squad.

9 - Activated DB **Will Harris** and G/C **Shane Lemieux** from Injured Reserve, placed WR **Chris Olave** on Injured Reserve and elevated WRs **Kevin Austin Jr.** and **Dante Pettis** to the active roster [standard elevations].

11 - Waived C **Connor McGovern**.

16 - Activated C **Erik McCoy** from Injured Reserve and LB **Nephi Sewell** from Reserve/Physically Unable to perform, waived WR **Jermaine Jackson** and elevated WRs **Kevin Austin Jr.** and **Dante Pettis** to the active roster [standard elevations].

19 - Signed WR **Jermaine Jackson** to the practice squad and placed DE **Trajan Jeffcoat** on Practice Squad Injured Reserve.

30 - Signed G **Kyle Hergel** to the practice squad from the active roster, waived S **Millard Bradford** and elevated WRs **Kevin Austin Jr.** and **Dante Pettis** to the active roster [standard elevations].

2024 GAME SUMMARIES

Sept. 8, 2024 @ Caesars Superdome - The New Orleans Saints, behind three **Derek Carr** touchdown passes, the power of two rushing touchdowns and four **Blake Grupe** field goals, defeated the visiting Carolina Panthers in a convincing 47-10 performance, at the Caesars Superdome. New Orleans dominated Carolina in all three phases of the contest.

The Saints jumped out to a 30-0 lead, scored on their first nine possessions [tying a club record for scores on consecutive possessions] and held the football for 36:39 in time of possession en route to the highest scoring total and most lopsided opening day victory in team history. New Orleans won their sixth consecutive season opener, a club record and the current longest opener winning streak in the National Football League

The New Orleans defense also displayed their mettle, allowing only 193 total net yards of offense by the Panthers and held Carolina to just one of ten third downs.

The Saints defense recorded three takeaways and CB **Alontae Taylor** became the first Saints defensive back to record three sacks in a contest, but fans were excited by the debut of a new-look offense that helped the Saints control the clock with a rushing game that gained 180 yards and two touchdowns largely behind **Alvin Kamara's** 83 yards. Carr completed 19-of-23 passes [82.6 pct.] for 200 yards with three touchdown passes, zero interceptions and a 142.5 passer rating. The New Orleans defense harassed Carolina QB **Bryce Young** all day, as he completed only 13-of-30 passes for 161 yards with two interceptions and a 32.8 passer rating.

- With the victory, the Saints improved to 23-35 in season openers and extend their club-record winning streak of season openers to six straight, currently the longest streak in the NFL.
- WR/RS **Rashid Shaheed** led New Orleans with 73 receiving yards on three receptions [24.3 avg.] with one touchdown reception from 59 yards out, the longest play of the game. Including 60 punt return yards, sparked by a 47-yard runback and a 33-yard kickoff return, Shaheed finished with 163 all-purpose yards.

CONTINUED ON NEXT PAGE

2024 GAME SUMMARIES

- 17 players made their Saints debuts: T **Taliese Fuaga**, G **Lucas Patrick**, LB **Willie Gay Jr.**, DB **Will Harris**, QB **Jake Haener**, WR **Cedrick Wilson Jr.**, CB **Kool-Aid McKinstry**, WR **Bub Means**, CB **Rico Payton**, P **Matthew Hayball**, LB **Khaleke Hudson**, LB **Anfernee Orji**, OL **Oli Udoh**, WR **Mason Tipton**, DTs **Kendal Vickers** and **Khristian Boyd** and DE **Chase Young**.

WEEK 2: New Orleans Saints 44, Dallas Cowboys 19; Sept. 15, 2024 @ AT&T Stadium - The Saints posted an impressive road victory at Dallas behind the powerful offensive firepower of RB **Alvin Kamara**, the arm of QB **Derek Carr**, the hands of WRs **Chris Olave** and **Rashid Shaheed** and two interceptions by the defense.

The Saints struck first on the opening drive as Carr led the offense down the field on a sequence end in the fourth quarter, Carr was intercepted on a tipped pass, but on the next play, New Orleans got the ball back on an interception by S **Tyrann Mathieu**, his second takeaway of the season. On the ensuing drive, New Orleans closed out the scoring in the contest with a 26-yard field goal by K **Blake Grupe**. Carr completed 11-of-16 passes for 243 yards with two touchdown throws and one interception, while scoring one rushing touchdown for a 125.0 passer rating. Kamara led the club in rushing with a game-high 115 yards on 20 carries with three touchdowns to go with two receptions for 65 yards, including a career-long 57-yard scoring grab on a screen pass. Shaheed led the Saints in receiving with four grabs for 96 yards with the deep touchdown, reaching the end zone in his third consecutive contest dating back to 2023.

The Saints defense harassed Prescott, sacking him three times and forcing two interceptions. CB **Alontae Taylor** led the team with a career-high nine tackles, while CB **Paulson Adebbo** had his first interception of the season and DE **Carl Granderson** picked up 1.5 sacks.

- The win marked the first time the Saints have won in Dallas since a 34-31 overtime victory on December 23, 2012.

- A stingy Saints run defense held the Cowboys to 68 yards rushing on 21 carries [3.2 avg.].
- The 91 points by New Orleans in their first two games are tied for the second-most in NFL history through the first two games of a season, behind the Saints' 93 point total in 2009.



WEEK 3: Philadelphia Eagles 15, New Orleans Saints 12; Sept. 22, 2024 @ Caesars Superdome - Philadelphia S **Reed Blankenship** intercepted Saints QB **Derek Carr** with 48 seconds left to preserve a 15-12 win over New Orleans in the Caesars Superdome.

The Saints had overcome an unsuccessful fourth-and-one conversion attempts and a 65-yard touchdown run by Eagles RB **Saquon Barkley** to take the lead in the fourth quarter with just over two minutes left, 12-7, with a field goal and a 13-yard touchdown connection from Carr and WR **Chris Olave**.

However, upon the Eagles getting the ball back, Philadelphia QB **Jalen Hurts** completed a pass to TE **Dallas Goedert** for a 61-yard gain and Barkley punched in a touchdown from four yards in. The Eagles improved to 2-1, while the Saints fell to 2-1.

Carr completed 14-of-25 passes for 142 yards with one touchdown and one interception. Olave had six receptions for 86 yards, including a 13-yard touchdown catch. RB **Alvin Kamara** rushed for 87 yards and caught three passes for 40 yards from 127 total yards from scrimmage.

DE **Carl Granderson** had 1.5 sacks and a forced fumble and DT **Bryan Bresee** tied a career-high with two takedowns. S **Tyrann Mathieu** had an interception, giving him takeaways in four straight games for the first time in his career dating back to the 2023 season finale. CB **Paulson Adebbo** led the team with a career-high ten solo tackles and one pass breakup.

CONTINUED ON NEXT PAGE

2024 GAME SUMMARIES

EAGLES VS. SAINTS (CONT.)

- The loss snapped a four-game winning streak, and a four-game home win streak.
- For the third consecutive game, the Saints scored on their first offensive possession with the Grupe field goal. It marked the first time since Weeks 17 and 18 of the 2022 season and the 2023 season opener, that the Saints scored on their opening possession in three consecutive games.
- Mathieu's interception was the 35th of his career since coming into the league in 2013. He and Minnesota's Harrison Smith are tied as the NFL's interception leaders among active players.
- Dating back to Week 17 of the 2023 season, New Orleans has won the takeaway battle in five consecutive contests.

WEEK 4: Atlanta Falcons 26, New Orleans Saints 24; September 29, 2024 @ Mercedes-Benz Stadium

- Despite several significant injuries going into the contest and in-game, the Saints took the Falcons to the limit before dropping a 26-24 heartbreaker at Mercedes-Benz Stadium.

Atlanta K **Younghoe Koo's** 58-yard field goal with two seconds left was the difference. New Orleans rebounded from a fumbled punt return for a touchdown early in the first quarter to reach the end zone on rushing touchdowns by TE **Taysom Hill** on their first two offensive possessions, his first two scores of the season, before departing with an abdomen injury.

Atlanta took the lead back in the second quarter at 17-14 on a 53-yard Koo field goal and a 44-yard **Troy Andersen** interception return for a touchdown. Koo added to the scoring with a 44-yard field goal midway through the third quarter and then **Blake Grupe** and Koo traded field goals with the Falcons taking the end for the majority of the third and fourth quarters until QB **Derek Carr** engineered a nine-play, 42-yard drive ending with a one-yard touchdown run by RB **Alvin Kamara** with one minute left to pull ahead, 24-23. But Atlanta rallied, as the Falcons gained 30 yards on a pass interference penalty to set up Koo's 58-yard kick.

WEEK 5: Kansas City Chiefs 26, New Orleans Saints 13; October 7, 2024 @ GEHA Field at Arrowhead Stadium - Despite missing five starters due to various injuries, the Saints put forth a valiant effort in a 26-13 loss to the defending Super Bowl champion Kansas City Chiefs on Monday Night Football, closing to within three points early in the fourth quarter before the Chiefs had a late ten-point scoring outburst. After falling behind 10-0 in the contest, New Orleans moved to within three points midway through the second quarter when QB **Derek Carr** found WR/RS **Rashid Shaheed** for a 43-yard touchdown pass to cap a seven-play, 74-yard drive.

But after Kansas City milked the clock for a 15-play, 44-yard drive that ended with a 34-yard field goal by K **Harrison Butker**, the Chiefs forced a quick three-and-out and drove down the field for a 28-yard field goal. The two successful kicks late in the second quarter gave the Chiefs a 13-7 halftime lead.

New Orleans would rally with a 37-yard interception return by DT **Khalen Saunders** that set up a six-yard touchdown connection between Carr and TE **Foster Moreau**, but the Chiefs then ran down the field in five-plays and 68 yards, extending their lead to ten on a three-yard rushing touchdown by rookie WR **Xavier Worthy**.

WEEK 6: Tampa Bay Buccaneers 51, Saints 27; October 13, 2024 @ Caesars Superdome

- With the Buccaneers evacuated to New Orleans for their practice week due to Hurricane Milton, the Saints got caught in a storm of emotion and offensive production by Tampa Bay in a loss that dropped them to 2-4. Tampa Bay, who scored 24 unanswered points in the second half after trailing 27-24 at halftime, had 595 total yards of offense.

In the contest, QB **Spencer Rattler** made his first career NFL start in place of an injured **Derek Carr** [oblique]. Rattler completed 22-of-40 passes for 243 yards with a ten-yard touchdown pass to fellow rookie wide receiver **Bub Means** and two interceptions. Rattler also utilized his feet with four carries for 27 yards.

Buccaneers QB **Baker Mayfield** overcame three second quarter interceptions to complete 24-of-36 passes for 325 yards with four touchdown passes. He was aided by a ground game that added 277 yards and two touchdowns.

CONTINUED

2024 GAME SUMMARIES

TAMPA BAY VS. SAINTS (CONT.)

Mayfield and the Buccaneers jumped out to a 17-0 first quarter lead, but New Orleans would rally. Special teams provided a spark to put the team back into it. WR/RS **Rashid Shaheed** returned a punt 54 yards for a touchdown early in the second quarter to put the Saints within seven. On Tampa Bay's next possession, CB **Paulson Adebo** intercepted Mafield and K **Blake Grupe** drilled a 29-yard field goal.

Two plays after the field goal, S **Johnathan Abram** intercepted a tipped pass and returned it 30 yards to the Tampa Bay ten-yard line. Rattler then connected with fellow rookie WR **Bub Means** for a ten-yard touchdown to put New Orleans ahead 20-17. After Tampa Bay took the lead quickly on a Mayfield touchdown pass, the Saints responded with a seven-play, 70-yard drive that ended with a four-yard rushing touchdown by RB **Alvin Kamara** to give the Saints would would be a 27-24 halftime lead.

The two clubs traded punts on the first two possessions of the third quarter, but on New Orleans' second possession of the quarter, Tampa Bay turned up the heat on Rattler with two straight sacks on first and second down, forcing a punt. On Tampa Bay's next drive, Mayfield connected with WR **Chris Godwin** on a 55-yard touchdown to give the Buccaneers the lead for good on the afternoon.

WEEK 7: Denver Broncos 33, Saints 10; October 17, 2024 @ Caesars Superdome - Difficulties on third down and a standout performance on the ground by the Broncos offense combined to give the Saints their fifth consecutive loss.

The Broncos and Saints traded punts on their first possessions. Denver scored when they got the ball back for their second possession on a 46-yard **Wil Lutz** field goal. Broncos LB **Cody Barton** then sacked Saints QB **Spencer Rattler** and forced him to fumble with the recovery by LB **Kwon Alexander**. at the Denver 45-yard line, setting up a 32-yard Lutz kick. The Saints were forced to punt on their first possession of the second quarter and Broncos QB **Bo Nix** engineered an eight-play, 86-yard drive that ended with an eight-yard touchdown run by RB **Javonte Williams** to give Denver a 13-0 lead.

Nix matched a Saints field goal on his and Denver's next possession, successfully running a two-minute drill that gave the Broncos a 16-3 halftime lead following a 52-yard Lutz field goal.

Denver broke open the contest in the third quarter, where they forced three New Orleans punts and added on a 38-yard field goal by Lutz and a five-yard rushing touchdown by Williams to take a 26-3 edge going into the final period.

The Broncos scored their final points of the evening with just over four minutes remaining in the fourth quarter when CB **Ja'Quan McMillian** sacked Rattler and forced him to fumble, with the ball recovered by Barton and returned 52 yards for a touchdown. With QB **Jake Haener** entering the contest to allow Rattler to rest a hip pointer injury, New Orleans would achieve some offensive thrythm to end the contest when Haener engineered a 11-play, 79-yard drive that ended with a 12-yard touchdown pass to WR **Cedrick Wilson Jr.**, the second-year signal-caller's first career touchdown pass and the sixth-year wideout's first scoring grab as a Saint.



WEEK 8: Los Angeles Chargers 26, Saints 8; October 27, 2024 @ SoFi Stadium - Los Angeles QB **Justin Herbert** threw two touchdowns and had a career-long 38-yard rush, while RB **J.K Dobbins** rushed for 57 yards and pounded in a score to erase an early 2-0 deficit in the Saints' return to Southern California, where they held the first portion of their training camp.



2024 GAME SUMMARIES

SAINTS AT L.A. CHARGERS (CONT.)

The early lead for New Orleans came on an abated punt play, where LS **Josh Harris** fumbled the ball and when it was picked up by P **JK Scott**, TE **Taysom Hill** tackled him and forced him to fumble with the ball going out of the end zone for a safety. Late in the first quarter, Herbert carried for a 38-yard gain on a drive and the early Saints lead was erased by a 46-yard **Cameron Dicker** field goal on the first play of the second quarter. In the second quarter, Los Angeles embarked on a 15-play, 90-yard drive that ended with a one-yard rushing touchdown by **Dobbins**, which following a missed extra point, extended the lead to 9-2. New Orleans got the ball back with 1:37 left in the first half at their 30 and drove to cut the deficit to 9-5 on a 40-yard field goal by **Blake Grupe**.

The Chargers took a 16-5 lead on a 60-yard touchdown connection from Herbert to WR **Ladd McConkey**. New Orleans got the ball back and took advantage of a Chargers unnecessary roughness penalty, followed two plays later by a 14-yard completion from QB **Spencer Rattler** to WR **Chris Olave** to the Los Angeles 38-yard line. However, a holding penalty assessed to T **Trevor Penning** knocked New Orleans out of field goal range. The Saints forced a three and out, powered by a sack by DT **Khalen Saunders** and QB **Jake Haener** entered the contest in place of Rattler. Haener, then led New Orleans on eight-play drive that ended with a 43-yard field goal to put the Saints within eight.

On the next drive that led into the fourth quarter, Herbert connected with WR **Joshua Palmer** for a 45-yard gain, that set up a 29-yard field goal. The clubs then traded punts on their next two possessions, with the Saints eventually reaching Chargers territory on a drive powered by a 28-yard connection from Haener to Olave. However New Orleans was set back by a failed 44-yard field goal attempt by Grupe. On the following possession, the Chargers drove 66 yards in nine plays and McConkey hauled in a nine-yard touchdown pass from Herbert for a 26-8 lead with 3:22 remaining.

Rattler was 12-of-24 passing for 156 yards and Haener completed nine-of-17 throws for 122 yards. Olave, caught eight passes for 107 yards in the team's first 100-yard receiving performance of the season and the ninth of his career.

Los Angeles out-gained New Orleans, 378-366. The Saints were 2-for-16 on third down conversions, while the Chargers were only 3-of-12 on third down attempts.



WEEK 9: Carolina Panthers 23, New Orleans Saints 22; November 3, 2024 @ Bank of America Stadium - An inspired effort on offense by RB **Alvin Kamara** was spoiled by Carolina RB **Chuba Hubbard's** game-winning 16-yard rushing touchdown with 2:18 remaining. The Saints were unable to drive within field goal range on their final possession. After two first quarter Saints field goals, the Panthers had staked a 7-6 lead midway through the second quarter with a three-yard touchdown connection from QB **Bryce Young** to rookie WR **Xavier Legette**.

New Orleans took the lead back on a seven-yard touchdown run by TE **Taysom Hill**, but Carolina moved back to within three with a 48-yard kick by K **Eddie Pineiro** with 38 seconds left in the first half. Coming out of halftime, the Panthers chewed up 5:05 off the clock on a nine-play, 86-yard drive that ended with a one-yard rushing touchdown by Hubbard. New Orleans answered and moved to within one point on a 51-yard field goal by **Blake Grupe** and then the defense forcing a three-and-out.

In a drive that ran into the fourth quarter, New Orleans capitalized on the three-and out with starting field position at the 30-yard line and with Kamara accounting for 40 yards from scrimmage on the drive, QB **Derek Carr** found TE **Foster Moreau** for a 17-yard touchdown.

The clubs traded jabs for the rest of the game, starting with an acrobatic interception by Saints CB **Shemar Jean-Charles** making his first career pick in his first game started.

CONTINUED ON NEXT PAGE

2024 GAME SUMMARIES

SAINTS AT CAROLINA (CONT.)

On the ensuing drive, New Orleans was plagued by two holding penalties that set them back at their 18-yard line. The Saints got back to their 46-yard line, but were forced to punt. New Orleans again forced a three-and-out, but a face mask penalty assessed to T **Trevor Penning** on their first play from scrimmage on the drive set them back at their 13-yard line and eventually forced a punt.

After two deep pass attempts by Young that went incomplete, the second-year passer connected with Legette for a 26-yard gain on third-and-ten to the New Orleans 38-yard line. On the next play, Saints LB **Demario Davis** was assessed a 22-yard pass interference penalty, setting up the 16-yard go-ahead run by Hubbard. On the two-point attempt, Young was sacked by Saints DE **Chase Young**.

Starting at their 20-yard line, New Orleans got off to a promising start by collecting 20 yards between a four-yard carry by Kamara and a 16-yard completion from Carr to TE **Juwan Johnson**. But a sack for a six-yard loss by Panthers DT **Charles Harris** set New Orleans back to third-and-16. However after Kamara gained back 12 yards on a screen, WR **Cedrick Wilson** was unable to grasp a pass intended for him near the sideline and the Panthers would prevail for their second victory of the season.



- Kamara tied his career-high with 155 yards rushing, 12 yards short of the franchise career rushing yardage record. It was his tenth-career 100-yard rushing performance. He had a career-best 215 total yards from scrimmage, the highest total in the NFL this season and the fifth-highest single-game total in Saints history.
- Hill's seven-yard rushing touchdown was the 41st total score of his career, putting him a tie for ninth place in club record books with RB Pierre Thomas.

WEEK 10: Saints 20, Atlanta Falcons 17; November 10, 2024 @ Caesars Superdome - New Orleans broke a seven-game losing streak, holding on to defeat their division rivals as **Darren Rizzi** was successful in his debut as interim head coach.

New Orleans was led by an efficient and explosive performance through the air from **Derek Carr**, who completed 16-of-25 passes (64.0 pct.) for 269 yards with two touchdowns, zero interceptions and a 126.9 passer rating. Carr and WR **Marquez Valdes-Scantling** connected on two touchdowns.

Seeing his first significant action for the Black and Gold, Valdes-Scantling caught three passes for 109 yards (36.3 avg.). RB **Alvin Kamara** finished with 109 yards from scrimmage as he became the franchise's all-time rushing leader.

The New Orleans defense held the Falcons scoreless on four drives in the fourth quarter to allow Saints to maintain their lead. Three crucial fourth quarter splash plays took place. DE **Cameron Jordan** dropped QB **Kirk Cousins** to force a field goal attempt that was missed, S **Tyrann Mathieu** picked off Cousins in Saints territory and DE **Chase Young** dumped the signal-caller for a significant loss on a sack/forced fumble to preserve the victory.

Special teams also played an important role in the victory. DT **John Rideway III** blocked a 35-yard field goal attempt near the end of the second quarter, K **Blake Grupe** drilled both of his field goal attempts and P **Matthew Hayball** dropped four punts inside-the 20-yard line.



WEEK 11: Saints 35, Cleveland Browns 14; November 17, 2024 @ Caesars Superdome - New Orleans won their second straight game after snapping a seven-contest losing streak the week before.

CONTINUED ON NEXT PAGE

2024 GAME SUMMARIES

CLEVELAND VS. NEW ORLEANS (CONT.)

TE **Taysom Hill** enjoyed a standout performance as the Saints rushed for a season-high 214 yards. Hill captured NFC Offensive Player of the Week honors as he rushed seven times for a career-high 138 yards (career-high 19.7 avg.) and tied his career-high with three rushing touchdowns. Hill also had a significant impact in the passing game, as he caught a career-high eight passes for 50 yards and completed a pass for an 18-yard gain. On special teams, he returned a kickoff for 42 yards.

QB **Derek Carr** continued to be a model of efficiency since his return to health from an oblique injury, when he completed 21-of-27 passes (77.8 pct.) for 248 yards with touchdown passes to TE **Juwan Johnson** and WR **Marquez Valdes-Scantling** and a 129.6 passer rating. Valdes-Scantling continued his success in stretching the field since his Week Eight acquisition and expansion of his role, catching two passes for 87 yards, including a 71-yard scoring grab, aided by a key block by Johnson. Johnson finished with three receptions for 30 yards, including the fourth quarter, one-yard scoring grab. RB **Alvin Kamara** finished with 89 total yards from scrimmage.

The New Orleans defense held an opponent to under 20 points for the second consecutive week,



led by a front seven that provided three sacks on the pass rush and held the Browns to only 66 yards rushing on 20 carries (3.6 avg.).

LB **Demario Davis** finished with a season-high 13 tackles and two passes defended. DE **Carl Granderson** finished with four tackles, including two stops for loss and one sack. DT **Bryan Bresee** finished with 1.5 quarterback takedowns to increase his team-leading total to a career-high 5.5.

Special teams, the forte of Interim Head Coach **Darren Rizzi**, also held their own. WR **Dante Pettis** took over punt return duties and had a career-long to 53-yard return. All three of P **Matthew Hayball's** punts dropped inside-the-20-yard line. Second-year LB **Anfernee Orji** finished with two coverage tackles.

WEEK 13: Los Angeles Rams 21, Saints 14; December 1, 2024 @ Caesars Superdome - With the opportunity to further close the gap in the NFC South division race on the line and a 6-0 first half lead, the Rams outscored the Saints 21-8 in the second half to walk away with a 21-14 win. The defeat dropped New Orleans to 4-8.

After the Rams deferred after winning the coin toss, the Saints drove 34 yards on 12 plays to set up a 54-yard field goal by K **Blake Grupe**. New Orleans then forced a three-and-out, getting the ball back at their 25-yard line following a punt. The Black and Gold responded with a productive drive to the Rams 18-yard line, however a 36-yard field goal attempt by Grupe went wide left. The Rams advanced all the way to Saints 25-yard line on the ensuing possession, but Los Angeles QB **Matthew Stafford** overthrew WR **Cooper Kupp** on fourth-and-four. The clubs then traded punts and on the last drive of the half, Saints QB **Derek Carr** moved New Orleans to the 36 again, where Grupe successfully knocked down his second 54-yard kick.

Los Angeles surged ahead on the first possession of the second half with a 11-play, 70-yard drive that chewed up 6:50. RB **Kyren Williams** punched in the touchdown on a four-yard run. The teams then traded punts and the Saints were stopped midfield on their last possession of the third quarter. After S **Tyrann Mathieu** was forced to exit on the previous play, a 46-yard connection from Stafford to Rams WR **Demarcus Robinson** on the final play of third quarter, set up a three-yard touchdown between the duo to give the Rams a 14-6 edge.

Carr went to work on a six-play, 70-yard drive that ended with a 28-yard touchdown pass to WR **Marquez Valdez-Scantling**, followed by wideout **Dante Pettis** snaring a successful two-point conversion to tie the score at 14-14.

CONTINUED ON NEXT PAGE

2024 GAME SUMMARIES

LOS ANGELES RAMS VS. NEW ORLEANS (CONT.)

On special teams, Rams KR **Jordan Whittington** then returned a kickoff for 43 yards to the Los Angeles 44-yard line. Stafford then completed a 20-yard pass play to Rams WR **Tutu Atwell** to put them in Saints territory. A 13-yard pass interference penalty, helped set up a seven-yard touchdown from Stafford to Rams WR **Puca Nakua** to give Los Angeles the 21-14 lead.

Determined not to give the ball back to the Rams, Carr led a methodical drive with two third down conversions and a gutsy fourth down conversion by TE **Taysom Hill** on a play where he suffered a season-ending knee injury. New Orleans advanced to the red zone on a nine-yard scramble on third and one by Carr, but were stopped on four straight plays to allow the Rams to come away with the victory in a hard-nosed contest between two old NFC West rivals.

HONORS

WEEK 2: NFC Offensive Player of the Week, FedEx Ground Player of the Week and LFG (Tom Brady-FOX) Player of the Game Award - RB Alvin Kamara

Made a significant impact in the running game and passing game in New Orleans' 44-19 win at the Dallas Cowboys. Kamara carried 20 times for 115 yards [5.8 avg.] with three touchdowns and caught two passes for 65 yards, including a career-long 57-yard touchdown.

WEEK 9: NFL Way To Play Award - DB Shemar-Jean Charles

Jean-Charles was honored for his first career interception, which he hauled in with 9:22 left to go in the fourth quarter of the Saints' game against the Carolina Panthers, ripping the ball right out of Panthers wide receiver Xavier Legette's hands. The Saints cornerback will receive a \$5,000 USA Football Equipment Grant from NFL Foundation for the youth or high school football program of his choice.

WEEK 11: NFC Offensive Player of the Week, FedEx Ground Player of the Week - TE Taysom Hill

Spearheaded a standout Saints offensive effort in a 35-14 victory over the Cleveland Browns on Sunday, where he carried seven times for career-high 138 yards [team record 19.7 avg.] with a career-high-tying three touchdowns, including a career-long 75-yard rush that ended in the end zone late in the fourth quarter. Hill also caught a career-high and club-best eight passes for 50 yards, completed a pass for a 18-yard gain and returned a kickoff 42 yards to finish with 188 total scrimmage yards and 230 all-purpose yards, both career-highs.

2024 Ed Block Courage Award Team Winner - LB Neph Sewell

Sewell was selected as the team winner for the award, which is given annually to a player from each National Football League team that has persevered through adversity. After suffering a season-ending knee injury in Week 17 of the 2023 season, Sewell managed through a challenging rehabilitation based on the timing of the injury to be able to return to action for the Week 11 contest vs. Cleveland.

SCHEDULE/RESULTS

REGULAR SEASON

Date	Opponent	Result
Sept. 8	CAROLINA PANTHERS	W, 47-10
Sept. 15	@ Dallas Cowboys	W, 44-19
Sept. 22	PHILADELPHIA EAGLES	L, 12-15
Sept. 29	@ Atlanta Falcons	L, 24-26
Oct. 7	@ Kansas City Chiefs	L, 13-26
Oct. 13	TAMPA BAY BUCS	L, 27-51
Oct. 17	DENVER BRONCOS	L, 10-33
Oct. 27	@ L.A. Chargers	L, 8-26
Nov. 3	@ Carolina Panthers	L, 22-23
Nov. 10	ATLANTA FALCONS	W, 20-17
Nov. 17	CLEVELAND BROWNS	W, 35-14
Dec. 1	LOS ANGELES RAMS	L, 14-21
Dec. 8	@ New York Giants	Noon/FOX
Dec. 15	WASHINGTON COMMANDERS	NOON/FOX
Dec. 23	@ Green Bay Packers	7:15 p.m./ESPN
Dec. 29	LAS VEGAS RAIDERS	NOON/FOX
TBD	@ Tampa Bay Bucs	TBD/TBD

TEAM NOTES

EVANS INDUCTED INTO SAINTS RING OF HONOR ON NOVEMBER 17 AND FORMER STANDOUT SELECTED AS SEMIFINALIST FOR PRO FOOTBALL HALL OF FAME'S CLASS OF 2025.

Former New Orleans Saints guard Jahri Evans was inducted into the club's Ring of Honor during a half-time ceremony of the November 17 win over the Cleveland Browns.

Evans, 6-4, 318, was originally a fourth round draft pick (108th overall) of the Saints in 2006 out of Bloomsburg and developed into an anchor for one of the most dominant offenses in NFL history during his tenure with the Saints. The Philadelphia, Pa. native started all 169 regular season games he played in at right guard and all of the team's ten post-season contests during that period, including all three during the 2009 campaign when the Saints captured Super Bowl XLIV.

TEAM NOTES

A five-time Associated Press All-Pro (2009-13), Evans was selected first-team four times, twice as much as any other Saint. Evans was selected to six straight Pro Bowls (2009-14) and was named to the Pro Football Hall of Fame's 2010's All-Decade Team. During his 11-year tenure, the Saints were ranked first in the NFL in total offense (net yards per game) six times (2006, 2008-09, 2011, 2014 and 2016) and in scoring (points per game) twice (2008-09). The 274 sacks surrendered by the Saints offensive line from 2006-16 were the lowest total in the NFL over the period and the unit was recognized twice (2009 and 2011) as the winner of the Madden Pro-protector Offensive Line Award.

Evans closed out his playing career starting 14 games at right guard for the Green Bay Packers in 2017, finishing with 183 total games played/started. A Pro Football Hall of Fame semifinalist in 2023, finalist in 2024 and has reached the semifinalist round for the Class of 2025 process, Evans began his coaching career as an offensive assistant for the Saints in 2023.



SAINTS AT GIANTS

FAMILY TIES

Numerous Saints players, coaches and administrators are not the only members of their families to make a name for themselves in pro football. 17 Saints players, coaches or front office staff have relatives who have played, coached or served in the front office in the NFL.

Offensive Coordinator Klint Kubiak - Father, Gary, played quarterback for the Denver Broncos from 1983-91 and served as an assistant for 15 years for Denver, San Francisco and Minnesota. Gary Kubiak was head coach of the Houston Texans from 2006-13 and the Denver Broncos from 2015-16, including the Super Bowl 50 champions. Brother Klay, serves as the 49ers passing game specialist. Brother Klein works in the Dallas Cowboys player personnel department.

Senior Vice President/Asst. General Manager-College Personnel Jeff Ireland - Stepson of Chiefs Hall of Fame linebacker/center E.J. Holub. Grandson of Philadelphia Eagles running back and Chicago Bears personnel executive Jim Parmer.

National Scout Terry Wooden - Brother, JoJo is Senior Director of Player Personnel for the Las Vegas Raiders.

Quarterback Derek Carr - Older brother, David was the No. 1 overall pick in the 2002 NFL Draft by the Houston Texans and played quarterback in the league for 11 seasons with Houston, Carolina, the New York Giants and San Francisco. Uncle, Lon Boyett, played tight end for Tampa Bay, the Raiders and San Francisco.

Linebacker Demario Davis - Cousin of the late Steve McNair, the standout quarterback for the Tennessee Titans (1995-2005) and Baltimore Ravens (2006-07).

Tight End Taysom Hill - Brother-in-law, David Nixon, played linebacker and on special teams for the Oakland Raiders (2009), Houston Texans (2010) and St. Louis Rams (2010-11).

Tight End Juwan Johnson - Brother, George, played defensive end for eight years in the NFL with the Tampa Bay Buccaneers, Minnesota Vikings, Detroit Lions and Saints.

Defensive End Cameron Jordan - Father, Steve, had a prolific 13-year career at tight end for the Minnesota Vikings, with six Pro Bowl selections, being inducted into their Ring of Honor.

Center/guard Erik McCoy - Cousin of former Dolphins and Buccaneers running back Jorvorski Lane.

Linebacker Nephi Sewell - One brother Penei, is a member of the Detroit Lions after getting selected seventh overall in the 2021 NFL Draft. Another brother, Noah, was selected by the Chicago Bears in the fifth round of the 2023 NFL Draft.

Practice Squad wide receiver Equanimeous St. Brown - Younger brother, Amon-Ra, plays wide receiver for the Lions.

Linebacker Pete Werner - Father, Greg, played nine games at right end and on special teams for the New York Jets in 1989 and went to training camp with the Philadelphia Eagles in 1990.

Wide receiver Cedrick Wilson Jr. - Father, Cedrick Sr., is a former NFL wideout, who played for seven years in the league, including a Super Bowl championship with the Pittsburgh Steelers.

Area Scout Joey Vitt - Father, Joe Vitt, is a long-time NFL assistant coach, who served as assistant head coach/linebackers of the Saints from 2006-16 and also had coaching stints with the Seattle Seahawks, Baltimore Colts, Los Angeles/St. Louis Rams, Kansas City Chiefs, New York Jets and Denver Broncos.

Area Scout Matt Phillips - Father, Ted, worked in the Chicago Bears front office from 1983-2022, including serving his last 24 years as team president.

SAINTS AT GIANTS

ROSTER FACTS AND FIGURES

Oldest Saints Player: Linebacker Demario Davis, 35, 1/11/89

Youngest Saint: Cornerback Kool-Aid McKinstry, 22, 9/30/02

Most Seasons as a Saint: Defensive End Cameron Jordan - 13

Most NFL seasons: Jordan - 14

Most consecutive starts: Safety Tyrann Mathieu, 46

Consecutive games played: Longsnapper Zach Wood, 127

Most playoff experience: Jordan and Mathieu, 11 games

Heaviest Saint: Tackle Trevor Penning, 325

Tallest Saint: Tackles Landon Young and Trevor Penning, 6-7

Shortest Saint: Kicker Blake Grupe, 5-7

Former first round draft picks: 7 - Defensive Tackle Bryan Bresee, Tackle Taliese Fuaga, Jordan, Penning, Center/Guard Cesar Ruiz and Defensive Ends Payton Turner and Chase Young.

Pro Bowlers: 8 - QB Derek Carr, LB Demario Davis, DB J.T. Gray [special teams], Jordan, RB Alvin Kamara, Mathieu, C Erik McCoy and Young.

College with the most Saints: 3, two schools - Oregon - [DB Ugo Amadi, TE Juwan Johnson and C/G Shane Lemieux] and Fresno State - [Carr, QB Jake Haener and RB Jordan Mims].

MY HOMETOWN

New Orleans Saints players [53-man player roster] come from 22 states, two from Ontario, Canada and one from Australia. Of the players on the team's roster, California [QB Derek Carr, DEs Isaiah Foskey and Carl Granderson, QB Jake Haener, DB Jordan Howden, RB Jordan Mims, FB Adam Prentice and RB Jamaal Williams] claims the most with eight.

ROSTER ROLL CALL

On the Saints 53-man roster as of Dec. 2, 33 were on the active roster, a reserve list of the practice squad at the end of the 2023 season. Among newcomers, the roster includes nine unrestricted free agents, one veteran free agent, one trade acquisition, six draft picks and four rookie free agents.

Of the players, 24 have less than four years of previous NFL experience, including ten rookies. The following is a breakdown of New Orleans' roster by years of experience (year entering): 14 years - 1, 13 years - 1, 12 years - 1, 11 years - 1, 8 years - 6, 7 years - 5, 6 years - 6, 5 years - 5, 4 years - 5, 3 years - 4, 2 years - 6, 1 year - 2, rookies - 10.

HIGHER EDUCATION

39 colleges and universities are represented on the Saints' 53-man roster. Of that total, nine are represented by multiple Saints, three from Oregon and Fresno State and two from Appalachian State, Boston College, BYU, Ohio State, Mississippi State, LSU, Notre Dame, Tennessee, Northern Iowa, South Carolina and Vanderbilt.

POINTS PER GAME

The Saints' 91 points through Week Two were tied for the second-most points by a team with the 1971 Dallas Cowboys through the first two games of a season since the 1970 AFL-NFL merger and behind the 2009 Saints [93].



LARGEST POINT TOTALS THROUGH THE FIRST TWO GAMES OF A SEASON SINCE 1970

Team	Year	Pts.
1. New Orleans	2009	93
2t. New Orleans	2024	91
2t. Dallas	1971	91

SAINTS AT GIANTS

BUCKING THE ODDS

The Saints have a long tradition of finding players as free agents signed after the draft that make an impact immediately or after developing their careers initially on the practice squad. Several undrafted Saints on the roster play key roles on offense, defense and special teams, including five undrafted rookies who are on the 53-man roster.

Over the past 21 years, the Saints [2018-22: DB **J.T. Gray**, WR/RS **Deonte Harty** and WR/RS **Rashid Shaheed**] and San Diego/Los Angeles Chargers [2003: G **Kris Dielman**, TE **Antonio Gates** and WR **Kasim Osgood**] are the only two teams to have three players signed as undrafted free agents be selected to a Pro Bowl for the team that originally signed them.


Originally signed as an undrafted free agent in 2018, spending part of his rookie season on the practice squad, Gray's 84 special teams tackles since 2019 rank first in the NFL, as he has been selected as both an AP first-team All-Pro and Pro Bowler. In 2023, the special teams captain finished the season with 11 coverage stops to lead the team and tie for 12th in the league, despite missing three contests with injuries. In 2024, he is ranked first on the team with a career-high 20 stops as the first Saint to reach that mark since the 2007 campaign (CB Usama Young) and had a blocked punt on Sept. 22 vs. Philadelphia, adding three tackles and one forced fumble.

DE **Carl Granderson** joined the club in 2019 as an undrafted free agent out of Wyoming and has appeared in 83 regular season games with 36 starts, posting 219 tackles (129 solo), 27.5 sacks for a loss of 180 yards, four passes defensed, four forced fumbles and two recoveries. In 2023, Granderson earned the starting right end position and posted a career-high 78 tackles (44 solo), led the team with a career-best 8.5 sacks for a loss of 55 yards, defensed one pass and forced a fumble and recovered one.

Granderson's 78 stops ranked fifth in the National Football League among defensive linemen and were the most by a Saints lineman since 2004. He has opened all 12 games in 2024 and has recorded 40 tackles (26 solo), 4.5 sacks, seven stops for loss, two passes defensed and one forced fumble



Joining New Orleans following the 2023 NFL Draft, after a graduate transfer season at Notre Dame and playing the first four years of his college career at Arkansas State, K **Blake Grupe** won a pre-season competition to handle placekicking duties and in two seasons, has drilled 50-of-59 field goal attempts (84.7 pct.), including 20-of-22 kicks (90.9 pct.) in 2024 with a career-long of 57 yards in the season-opening win over Carolina. Dating back to the Dec. 17, 2023 win over the New York Giants until a fourth quarter miss on Oct. 27 at the Los Angeles Chargers, Grupe had made 19 consecutive field goals, the longest streak of his career and tied for sixth-longest in franchise history. With two 54-yard kicks on Sunday vs. the Los Angeles Rams, Grupe has drilled 2 50+ yard kicks through the uprights in two contests in 2024.



New Orleans signed P **Matthew Hayball** out of Vanderbilt following the NFL Draft. The West Adelaide, Australia native finished as Vandy's all-time leader in punting average (46.5) and was a consensus second-team All-American in 2023, when he ranked seventh nationally in net (43.1). Hayball won a training camp competition to secure the job. In ten games, he has punted 50 times with a 40.4 net punting average, with his 29 inside the 20-yard line ranked second in the NFL.

2024 PUNTS INSIDE THE 20-YARD LINE LEADERS

Player, Team	Inside The 20
1. Tommy Townsend, Hou.	33
2. Matthew Hayball, NO	29
3. Corey Bojorquez, Cle.	28

Joining New Orleans following the 2023 NFL Draft, Signing with New Orleans following the 2024 NFL Draft, guard **Kyle Hergel** appeared in 57 games with 56 starts along the offensive lines to North Dakota [2018-21], Texas State [2021-22] and Boston College [2023]. An honorable mention All-ACC selection after starting all 13 games for the Eagles at left guard in 2023, Hergel engaged in competition along the offensive line in training camp and after spending the start of the season on the practice squad, has contributed on special teams in six contests, seeing action at guard in one.

TE **Dallin Holker** was signed by New Orleans after a standout graduate transfer campaign at Colorado State, where he posted 64 receptions for 767 yards with six TDs, the highest total of yardage and scoring grabs in the college regular season by an FBS tight end. Holker's performance in the offseason and training camp has secured a roster spot behind Johnson and Foster Moreau. Holker has played in seven games with one start and recorded one coverage tackle.

TE **Juwan Johnson** first led Saints tight ends with four touchdown receptions in 2021, converting to the position that offseason after playing wideout in college and as a rookie in 2020, signed as an undrafted free agent from Oregon. In 2022, he led the Black and Gold tight ends in receiving with 42 grabs for 508 yards with a club-best and career-high seven touchdowns, tied for third at the position in the NFL. Johnson led the team's tight ends with 37 grabs for 368 yards with four touchdown grabs in 2023. Johnson has led the Saints with 13 receiving touchdowns over the past three seasons, tied for fifth over that period among league NFL tight ends.

In 2024, Johnson quickly recovered from foot surgery in June and has played in all 12 games, recording 30 receptions for 313 yards with two touchdowns. Johnson has combined with Foster Moreau to form an effective tight end duo.

After originally signing as an undrafted free agent out of Vanderbilt in 2023, where he led the Commodores in tackles in each of his final three college seasons, LB **Anfernee Orji** received the opportunity to see extensive snaps in the preseason due to injuries to teammates Demario Davis and Pete Werner. He ranks second on the team with 14 coverage stops and has also added 15 defensive tackles. [nine solo].

CB **Rico Payton** signed a college free agent contract in April, playing his final four years at Pittsburg State. In 2023, the St. Louis native recorded 35 tackles with four interceptions and 15 passes defended. Payton secured a roster spot with his performance in the preseason, leading the team with five passes defended and adding seven defensive tackles and one coverage stop in three contests. Payton has contributed on both defense and special teams in 11 games with one pass breakup and nine coverage stops.

WR **Mason Tipton** stuck on the 53-man roster after showing bright spots in training camp practices and games, following a college career at Yale, where he posted 132 receptions for 1,067 yards with 19 touchdowns. In 2024, he has 14 receptions for 99 yards.

After originally signing with New Orleans as an undrafted free agent out of Utah in 2022, LB **Nephi Sewell** has become a valued member of the special teams units in his first two seasons, while also providing depth on defense. In his first full season in 2023 on the active roster, Sewell totaled five coverage stops and one forced fumble on special teams and ten defensive tackles. Sewell spent the first ten weeks Reserve/Physically Unable to Perform, recovering from a knee injury suffered in Week 17 of the 2023 campaign, but returned to action in the Week 11 victory over Cleveland. After being voted by his Saints teammates as the team winner of the Ed Block Courage award, recognizing his rehabilitation, Sewell record his first coverage tackle of the season on Sunday, vs. the Los Angeles Rams.

BUCKING THE ODDS (CONT.)

SAINTS WHO HAVE JOINED TEAM AS UNDRAFTED ROOKIE FREE AGENTS (53-MAN ROSTER)

PLAYER, SCHOOL	SEASON
DB J.T. Gray, Mississippi State	2018
DE Carl Granderson, Wyoming	2019
TE Juwan Johnson, Oregon	2020
LB Nephi Sewell, Utah	2022
K Blake Grupe, Notre Dame	2023
LB Anfernee Orji, Vanderbilt	2023
CB Rico Payton, Pittsburg State	2024
P Matthew Hayball, Vanderbilt	2024
TE Dallin Holker, Colorado State	2024
WR Mason Tipton, Yale	2024
G Kyle Hergel, Boston College	2024

SAINTS IN 2024 WHEN:

Leading After First Quarter.....	3-4
Tied After First Quarter.....	1-1
Trailing After First Quarter.....	0-3
Leading at Halftime.....	4-4
Trailing at Halftime.....	0-4
Leading After Third Quarter.....	3-1
Tied After Third Quarter.....	1-0
Trailing After Third Quarter.....	0-7
Saints Score First.....	4-4
Opponent Scores First.....	0-4
Saints 200+ net Yards Passing.....	3-3
Saints 100+ Yards Rushing.....	3-4
Saints outrush opponent.....	3-3
+ 2 Turnover Margin.....	1-0
+ 1 Turnover Margin.....	2-2
Even Turnover Margin.....	0-4
-1 Turnover Margin.....	0-2
-2 Turnover Margin.....	1-0
Recording 0 Takeaways.....	1-2
Recording 1 Takeaway.....	2-4
Recording 2 Takeaways.....	0-1
Recording 3 Takeaways.....	1-1
Defense Has 3+ Sacks.....	4-2
Indoors.....	4-5
Outdoors.....	0-3
Home Games.....	3-4
Road Games.....	1-4
On Artificial Turf.....	4-7
On Natural Grass.....	0-1

Allowing 20 Or Fewer Points.....	4-1
Scoring 20 Or More Points.....	4-3

SAINTS BY THE NUMBERS

6 - In his Nov. 17 standout performance vs. Cleveland, TE Taysom Hill set career-bests in rushing yards [138], rushing average [19.7], total yards from scrimmage [188], all-purpose-yards [230] and tied career-highs in rushing touchdowns and total touchdowns [3], earning him NFC Offensive Player of the Week.

6 - In the Sept. 15 44-19 win at Dallas, New Orleans scored touchdowns on their first six offensive possessions for only the second time in franchise history, the other occurring on Dec. 21, 2008 at Detroit. The Saints have won a franchise-record six consecutive season openers dating back to 2019. The six-game opener winning streak is the longest current streak in the National Football League.

8 - Ring of Honor members, including guard Jahri Evans, who was inducted at halftime on Nov. 17, vs. Cleveland.

9 - In the Sept. 8 opening win over Carolina, New Orleans scored on nine straight possessions, their first nine of the contest, tying the club record previously set in 2011 and 2018. The Saints are ranked ninth in the National Football League in rushing yards per game [4.6]

10 - With his second quarter two-yard touchdown reception from QB Derek Carr on Nov. 5, 2023, vs. Chicago, Hill became the first player since QB/HB Frank Gifford to have at least ten career rushing touchdowns, ten career passing touchdowns and ten career receiving touchdowns. Also the number of rookies on the 53-man roster, including five draft picks [T Taliese Fuaga, CB Kool-Aid McKinstry, DT Kristian Boyd, LB Jaylan Ford, and QB Spencer Rattler] and five free agents [P Matthew Hayball, G Kyle Hergel, TE Dallin Holker, CB Rico Payton and WR Mason Tipton]. The Saints are ranked tenth in the NFL in rushing yards per game [131.8].

CONTINUED ON NEXT PAGE

SAINTS BY THE NUMBERS (CONT.)

19 - Before a fourth quarter miss on Oct. 27, at the L.A. Chargers, second-year kicker Blake Grupe made consecutive field goal attempts dating back to the 2023 season, tied for the sixth-longest streak in franchise history.

18 - Number of interceptions by New Orleans in 2023, tied for third in the NFL, more than doubling and nearly tripling their 2022 total of seven. The Saints' 12 interceptions in 2024 through 12 games are tied for seventh in the National Football league.

28 - Number of teams DE Cameron Jordan has a sack against. The clubs Jordan has not recorded a takedown against are Baltimore, Kansas City, and the New York Jets.

36 -With 36 career interceptions, S Tyrann Mathieu is tied as the NFL's active leader in picks with Vikings S Harrison Smith.

39 - Career number of 300-yard passing games by QB Derek Carr, ninth in the NFL since coming into the league in 2014.

47 - Players sacked by Jordan in his career.

57 - RB Alvin Kamara had a career-long 57-yard touchdown reception in the Sept. 15 win at Dallas.

58 - The club is in its 58th season of play in 2024.

60 - Club-record number of rushing touchdowns by Kamara, the second-highest league total since he was drafted by the Saints in 2017. The total is tied for 53rd all-time after he rushed for one score on Oct. 13, vs. Tampa Bay. With one rushing touchdown on Sunday at the New York Giants, he would move into a tie for 50th.

75 - Kamara's 75 receptions in 2023 led NFC tailbacks and ranked second in the NFL at running back. With 75 catches in 2024, he would become the first running back in NFL history with at least 75 grabs in six career seasons. In 2024, Kamara's 59 receptions leads both his team in receiving and league running backs.

85 - The franchise-record number of total touchdowns by Kamara, second-highest in the National Football League since 2017 and tied for 57th all-time. With one touchdown Sunday, Kamara would move into a tie for 53rd and with two, would move into a tie for 52nd.

87 - DB J.T. Gray's 87 special teams tackles since coming to the NFL in 2018 rank second in the NFL over the period. In 2024, Gray has tied his career-high with 19 coverage stops.

118.5 - Career sacks by Jordan, first in team records and ranked 23rd all-time in the National Football League. With 1.5 takedowns, he would become the 23rd player with 120 career sacks.

168 - Number of regular season games quarterback Derek Carr has started in his career, the most by a signal-caller since 2014.

180 - Number of total yards from scrimmage by Kamara on September 15 at Dallas. Combined with his four touchdowns on Sept. 15 and a 172-yard, six-touchdown performance on Christmas day in 2020 vs. Minnesota, he became the fifth player in the Super Bowl era with multiple career games with at least 150 scrimmage yards and four touchdowns, joining Pro Football Hall of Famers LaDainian Tomlinson [four games], Marshall Faulk [three] and Jerry Rice [two], as well as Clinton Portis [two].

199 - Number of regular season wins by franchise at the Caesars Superdome, needing a win to reach 200 on December 15, vs. Washington.

215 - Career-high number of total yards from scrimmage by Kamara on Nov. 10 at Carolina. The 215 is the fourth-highest single-game total in the NFL this season and the fifth-highest total in Saints history.

256 - Number of career touchdown passes by Carr, ranked 22nd in NFL record books. With one touchdown pass on Sunday, Carr will take sole possession of 22nd.

426 - Franchise wins [regular season/postseason combined] after November 17 win over Cleveland.

SAINTS BY THE NUMBERS (CONT.)

564 - With 564 career receptions, Kamara has the most receptions by a running back in his first eight seasons in NFL history. Kamara is two receptions from taking over second place in club record books in receiving from WR Michael Thomas. Kamara needs 24 receptions to surpass Marcus Allen (587) for the fifth-most receptions by a running back in NFL history. Only Larry Centers (827), Marshall Faulk (767), LaDainian Tomlinson (624) and Keith Byars (610) have more.

1,417 - Career number of tackles by LB Demario Davis, joining Seattle linebacker Bobby Wagner and Tampa Bay linebacker Lavonte David as only the third active player with 1,400 stops.

3,745 - Career completions by Carr, ranked 19th all-time.

6,723 - Rushing yardage total by Kamara, ranked first in club record books. Kamara's total is ranked 76th all-time.

11,392 - Club-record total yards from scrimmage by Kamara, the second-highest total in the National Football League since 2017 and ranked 83rd in the all-time. With two yards from scrimmage, he would move into 82nd past WR Keenan McCardell, with 55, he would move into 81st past WR Joey Galloway and with 111, he would move into 80th past WR Muhsin Muhammad.

41,026 - Career passing yardage total by Carr, ranked 23rd all-time. On Oct. 7 at Kansas City, Carr become the seventh player to reach 40,000 passing yards in their first 11 campaigns.

SAINTS TEAM CAPTAINS

In 2024, tight end Taysom Hill was added as an offensive team captain, with running back Alvin Kamara added in Week Ten. Defensive end Cameron Jordan's the team's longest tenured captain (2015). Quarterback Derek Carr, linebacker Demario Davis, center/guard Erik McCoy, safety Tyrann Mathieu, defensive back J.T. Gray (special teams) and longsnapper Zach Wood round out the group.



2024 NEW ORLEANS SAINTS TEAM CAPTAINS

Offense - Quarterback Derek Carr, running back Alvin Kamara, center Erik McCoy and tight end Taysom Hill

Defense - Linebacker Demario Davis, defensive end Cameron Jordan and safety Tyrann Mathieu

Special Teams - Defensive back J.T. Gray and longsnapper Zach Wood

LONGEST TENURED SAINTS

There are currently five Saints who have played at least 100 regular season games for the franchise, led by defensive end Cameron Jordan with 221 regular season games played, ranked second in club history. Only the second player to appear in 200 regular season games as a Saint, Jordan needs seven more appearances to tie quarterback Drew Brees for first and nine to become the franchise's all-time leader.



ACTIVE SAINTS WITH MOST GAMES PLAYED WITH CLUB

Player	Pos.	Games
1. Cameron Jordan	DE	221
2. Zach Wood	LS	127
3. Alvin Kamara	RB	113
4. Demario Davis	LB	109
5. Taysom Hill	TE	105

SAINTS AT GIANTS

MOVING ON UP

After ranking 14th in total net yards per game in 2023, the Saints under the supervision of offensive coordinator Klink Kubiak in 2024, have improved to 12th, seeking to reach the top ten for the first time since 2019.

NFL 2024 NET YARDS PER GAME LEADERS

Team	Yds.	Rush	Pass	Ypg.
1. Bal.	5,492	2,328	3,164	422.5
2. Det.	4,742	1,853	2,889	395.2
3. GB	4,594	1,782	2,812	382.8
4. Phi.	4,532	2,267	2,265	377.7
5. Was.	4,909	2,040	2,869	377.6
6. TB	4,511	1,646	2,865	375.9
7. SF	4,472	1,675	2,797	372.7
8. Atl.	4,327	1,413	2,914	360.6
9. Cln.	4,272	1,100	3,172	356.0
10. Buf.	4,170	1,531	2,639	347.5
11. Ari.	4,168	1,697	2,471	347.3
12. NO	3,148	1,581	2,567	345.7

WHAT A RUSH

With a resurgent rushing attack under Kubiak's leadership, the Saints are tied for sixth in the NFL in rushing touchdowns (14), tenth in rushing yards per game (130.7), ninth in yards per carry (4.61) and 11th in first downs per rush attempt (26.2 pct.).



NFL 2024 RUSHING TOUCHDOWN LEADERS

Team	Rushing TDs
1. Phi.	24
2. Was.	23
3t. Det.	21
3t. Buf.	21
5. Bal.	17
6t. NO	14
6t. Hou.	14
6t. Sea.	14

NATIONAL FOOTBALL LEAGUE RUSHING YARDS PER GAME LEADERS IN 2024

Team	Gms.	Att.	Yards	Ypg.
1. Phi.	12	442	2,267	188.9
2. Bal.	13	407	2,328	179.1
3. Was.	13	413	2,040	156.9
4. Det.	12	389	1,853	154.4
5. GB	12	372	1,782	148.5
6. Arz.	12	330	1,697	141.4
7. SF	12	340	1,675	139.6
8. TB	12	324	1,646	137.2
9. Pit.	12	403	1,597	133.1
10. NO	12	343	1,581	131.8

2024 NATIONAL FOOTBALL LEAGUE YARDS PER CARRY LEADERS

Rk. Team	Yards Per Carry
1. Baltimore	5.72
2. Arizona	5.14
3. Philadelphia	5.13
4. Tampa Bay	5.08
5. Washington	4.94
6. San Francisco	4.93
7. Green Bay	4.79
8. Detroit	4.76
9. New Orleans	4.61

2024 Regular Season NFL First Downs Per Rush Leaders

Team	1D/Rsh
1. Arizona	29.1
2. Buffalo	29.0
3. Baltimore	28.7
4. L.A. Rams	28.7
5. Washington	28.1
6. Philadelphia	27.8
7. Tampa Bay	27.8
8. Detroit	27.8
9. N.Y. Giants	27.2
10. Indianapolis	26.5
11. New Orleans	26.2

SAINTS AT GIANTS

RED ZONE SCORING


Under the supervision of Kubiak, the New Orleans offense is ranked ninth in the National Football League in red zone touchdown percentage.

NFL RED ZONE TOUCHDOWN PERCENTAGE LEADERS IN 2024

Team	Dri.	Pts.	TD	TD%
1. Bal.	52	301	39	75.0
2. Cin.	38	217	27	71.1
3t. Buf.	51	273	34	66.7
3t. Chi.	27	141	18	66.7
3t. TB	48	260	32	66.7
6. Det.	50	258	33	66.0
7t. Cle.	25	124	15	60.0
7t. Was.	55	286	33	60.0
7. NO	36	164	21	58.3

INSIDE THE 20

The New Orleans defense is tied for 11th in the NFL in opponent red zone touchdown percentage.



NFL OPP. RED ZONE TOUCHDOWN PERCENTAGE LEADERS IN 2024

Team	Dri.	Pts.	TD	TD%
1. Chi.	44	177	18	40.9
2. Det.	31	123	13	41.9
3. LAC	8	112	12	42.9
4. Den.	37	161	16	43.2
5. Phi.	37	157	17	45.9
6. LAR	43	186	20	46.5
7. Ari.	41	179	20	48.8
8t. Buf.	42	183	21	50.0
8t. Mia.	34	154	17	50.0
10. KC	39	172	20	51.3
11t. NO	37	163	19	51.4
11t. NYG	37	184	19	51.4

AGAINST THE PASS

In 2023, the Saints finished tenth in the NFL in opponent net passing yards per game and fifth in opponent passer rating [79.7]. In 2024, the Saints rank eighth in the NFL with an 84.2 opponent passer rating and are tied for having surrendered the fourth-fewest touchdown passes in the NFL.



2024 NATIONAL FOOTBALL LEAGUE OPPONENT PASSER RATING LEADERS

Rk. Team	Rating
1. Detroit	74.9
2. Pittsburgh	80.3
3. L.A. Chargers	80.6
4. Minnesota	81.0
5. Houston	81.4
6. Philadelphia	83.3
7. San Francisco	84.2
8. New Orleans	84.2

FEWEST TOUCHDOWN PASSES SURRENDERED IN THE NFL IN 2024

Rk. Team	TD Passes
1. N.Y. Jets	9
2. Detroit	10
3. Chicago	11
4t. Pittsburgh	12
4t. New Orleans	12
6t. Miami	13
6t. Philadelphia	13
6t. N.Y. Giants	13

BALL-HAWKING DEFENDERS

Competitiveness against opposing passing attacks has become a mantra of the defensive coaching staff. New Orleans’ 99 passes defended in 2023 were ranked first in the NFL with CB Paulson Adebo ranked third individually with a career-high 18 and two other players in the top ten, including cornerback Alontae Taylor (career-high 14), making the Saints the only team with three players in the top ten. In 2024, New Orleans is ranked sixth in the NFL with 63 with Taylor tied for fourth in the league individually with 12.

**2024 TEAM NFL PASSES DEFENSED LEADERS
[PRESS BOX TOTALS]**

Rk. Team	Passes Defensed
1. Houston	75
2. L.A. Chargers	71
3t. Philadelphia	67
3t. Minnesota	67
5. Baltimore	66
6. New Orleans	63
7. Deroit	60

PICK CITY

Interceptions have been a priority of the defensive coaching staff. In 2023, the club’s 18 picks were double the team’s 2022 total of seven, tied for third in the National Football League. Individually, cornerback Paulson Adebo and safety Tyrann Mathieu tied for the team lead with four picks apiece, tied for seventh in the NFL. In 2024, the Saints are tied for seventh in the NFL with 12 interceptions with Adebo and S Tyrann Mathieu tied for tenth individually with three apiece.



2024 TEAM NFL INTERCEPTION LEADERS

Rk. Team	Interceptions
1. Minnesota	18
2. Houston	16
3. Detroit	14
4t. Buffalo	13
4t. L.A. Chargers	13
4t. Pittsburgh	13
7t. New Orleans	12
7t. Denver	12

SUPER SPECIAL TEAMS UNITS

In their fifth year under the supervision of **Darren Rizzi**, who was elevated to interim head coach on Monday after supervising special teams since 2019, the Saints special teams units finished 2023 ranked second in the NFL under writer Rick Gosselin’s comprehensive rankings system. This was the fourth top five ranking by the Saints special teams units during Rizzi’s tenure, based on 22 kicking-game categories with New Orleans leading or sharing the lead in five of them and finishing in the top ten in 13.



SPECIAL TEAMS TOUCHDOWNS

In 2023, New Orleans recorded two touchdowns on special teams for the first time since the 2017 campaign. WR/RS **Rashid Shaheed** had a 76-yard punt return for a touchdown at Green Bay on Sept. 24, the team’s first punt return for a touchdown since 2019. On Dec. 10, vs. Carolina, LB **Nephi Sewell** force Panthers P Johnny Hekker to fumble on a punt play, which was recovered by LB **D’Marco Jackson** for an eight-yard touchdown. New Orleans scored their first of 2024 on October 13, when Shaheed returned a punt 54 yards for a score vs. Tampa Bay.

SUPER SPECIAL TEAMS UNITS (CONT.)

RETURN GAME

Shaheed provided a spark to the New Orleans punt return game prior to his season-ending knee injury in Week Six. He was on his way to being selected as a Pro Bowl starter as a return specialist, a first-team *Associated Press* All-Pro as a punt returner again. Shaheed is now only the third Saint with multiple punt returns for touchdowns.

SAINTS PUNT RETURN TD LEADERS

Rk. Saint	PR TDs
1. Reggie Bush, 2006-10	4
2t. Rashid Shaheed, 2022-	2
2t. Tyrone Hughes, 1993-96	2

Since Rizzi came to New Orleans in 2019 as the club's special teams coordinator, the Saints' three punt returns for touchdowns rank second in the NFL.

NFL PUNT RETURN TD LEADERS SINCE 2019

Rk. Team	PR TDs
1. Detroit Lions	4
2. New Orleans Saints	3
3t. Six teams	2

With Rasheed suffering the season-ending knee injury, the punt return duties have since fallen to a pair of wideouts in **Jermaine Jackson** and **Dante Pettis**, who are both currently on the practice squad. Pettis, a speedster, who was originally a second round pick of the San Francisco 49ers out of the University of Washington in 2018 and the son of former major league baseball base stealing legend, Gary Pettis, had a career-long 53-yard punt return in the second half of the team's 35-14 win over Cleveland on Nov. 17, to set up a touchdown. As a team, New Orleans is ranked third in the National Football League in team punt return average, one of five clubs to have a runback for a touchdown. With the 54-yard touchdown by Rashid and the 53-yard runback by Pettis, the Saints are the only team in the NFC and one of only two in the NFL in 2024 to have two punt returns of 50-or-more yards.

2024 NFL PUNT RETURN AVERAGE LEADERS (TEAM)

Rk. Team	Punt Return Average
1. New England	15.2
2. Jacksonville	14.8
3. New Orleans	13.9

SAFETY DANCE

New Orleans' special teams units accounted for the club's first safety since the 2020 season on October 27 at the Los Angeles Chargers. In the first quarter, tight end **Taysom Hill** took advantage of an errant snap and tackled punter JK Scott with the football eventually going out of the end zone for a safety.

BLOCK UNIT

In the Nov. 10, 2017 win over Atlanta, DT **John Ridgeway III** made a game-changing play when he blocked a 35-yard field goal attempt in the next to last play of the first half.

COVERAGE CAPTAIN

New Orleans' coverage units in 2024 are again led by special teams co-captain **J.T. Gray**. Signed by the Saints following the 2018 NFL Draft out of Mississippi State, Gray has been voted by his teammates as a special teams captain for the past three seasons and has been selected both as a Pro Bowl starter and *Associated Press* All-Pro. Playing in 93 career games, Gray has career totals of 87 special teams stops, two blocked punts, three fumble recoveries and 13 defensive tackles, 2.5 sacks, one forced fumble and a pass defense. In 2023, he finished with 11 coverage stops to lead the team and tie for 12th in the NFL in 14 contests. Gray's special teams impact was at its best on September 22 vs. Philadelphia, when he blocked a punt in the third quarter against the Eagles, the second of his career.



SUPER SPECIAL TEAMS UNITS (CONT.)

Gray's 87 tackles since 2018 are ranked second in the NFL, despite missing six total contests in 2022 and 2023 with injuries. Since his first full season in 2019, Gray's 85 stops rank first in the league. In 2024, Gray is ranked first on the team with a career-high 20 coverage stops, the most by a Saint since 2007 (DB Usama Young-2)], adding three tackles and one forced fumble on defense.

2018-PRESENT SPECIAL TEAMS TACKLES LEADERS

Rk. Player, Team	No.
1. Nick Bellore, Sea.-Was.	88
2. J.T. Gray, NO	87
3. George Odum, Ind.-SF	81

2019-PRESENT SPECIAL TEAMS TACKLES LEADERS

Rk. Player, Team	No.
1. J.T. Gray, NO	85
2. Nick Bellore, Sea.-Was.	79
3. George Odum, Ind.-SF	72

2024 SAINTS SPECIAL TEAMS TACKLES LEADERS

Rk. Saint	No.
1. J.T. Gray	20
2. Anfernee Orji	14
3. Rico Payton	9
4t. Cedrick Wilson Jr.	8
4t. D'Marco Jackson	8

PUNT COVERAGE LEADER

The success of the team's coverage units allowed New Orleans to rank first in the NFL in opponent punt return average in 2023 and seventh in 2024.

2024 NFL OPP.PUNT RETURN AVERAGE LEADERS

Team	Opp. Punt Return Av.
1. Hou.	4.3
2. Pit.	4.5
3. Det.	6.3
4. Min.	6.5
5. Wash.	6.9
6. Phi.	7.0
7. NO	7.2
8. GB	7.7

KICKOFF COVERAGE LEADERS

The Saints kickoff coverage units are currently ranked first in the NFL as opponents' average starting field position is at the 27.5-yard line following kickoffs, adjusting to the rules changes.

2024 NFL OPPONENT KICKOFF AVERAGE STARTING POSITION LEADERS

Team	Opp. Starting Position
1. New Orleans	27.5
2. N.Y. Jets	28.6
3. Green Bay	28.7

JUST FOR KICKS

In 2023, rookie free agent kicker **Blake Grupe** won placekicking duties in a training camp competition and has made significant contributions to the special teams units.

Grupe was signed as a free agent out of Notre Dame, where he played his graduate campaign in 2022, after handling kicking duties at Arkansas State from 2017-21. In 17 games, Grupe made 30 of 37 field goal attempts and all 40 PAT attempts to lead the team with 130 points. In 2024, Grupe has made 20-of-22 field goal attempt, including two contests this season with two 50+-yard kicks. On Oct. 27, a 19-kick streak of successful field goal attempts came to end end, tied for the sixth-longest streak in franchise history.

SAINTS CONSECUTIVE FIELD GOAL CONVERSION STREAKS

Rk.	Saint, Dates	No.
1.	Wil Lutz, 10/27/19-11/1/20	29
2.	Wil Lutz, 9/16-12/23/18	26
3.	Morten Andersen, 11/1/92-9/12/93	25
4t.	Morten Andersen, 11/24/85-10/5/86	20
4t.	John Carney, 11/20/05-10/1/06	20
6t.	Wil Lutz, 11/17/16-9/17/17	19
6t.	Blake Grupe, 12/17/23-10/27/24	19

QUARTERBACKS

DEREK CARR



On March 6, 2023, the Saints agreed to terms with Derek Carr on a four-year contract to solidify the quarterback position. He spent the first nine seasons of his NFL career with the Oakland/Las Vegas Raiders. Originally selected in the second round [36th overall] of the 2014 NFL Draft by the Raiders out of Fresno State, the Bakersfield, Calif. native has started all 168 career regular season games he has played in, the most starts at the position over that time, completing 3,745-of-5,754 passes [65.1 pct.] for 41,026 yards with 256 touchdown passes, 111 interceptions and a 92.8 passer rating, while adding 944 rushing yards and seven touchdowns. Since entering the league in 2014, Carr ranks first in the NFL in completions, second in passing yardage and sixth in passing touchdowns. He became the third quarterback in NFL history to pass for 3,000-plus yards in each of his first ten seasons, joining Pro Football Hall of Fame signal-caller Peyton Manning and Russell Wilson. He is just the seventh player in NFL history to reach 40,000 passing yards in his first nine seasons and has completed 322 passes of 25+ yards since he entered the league in 2014, third-most in the NFL over that span.

Carr started all 17 games in 2023 and completed 375-of-548 passes [68.4 pct.] for 3,878 yards with 25 touchdowns, eight interceptions and a 97.7 passer rating. He finished his first season in Black and Gold ranked second in the NFL in fourth quarter passer rating [106.9], sixth in completion percentage, seventh in completions and tenth in TD passes and passer rating.

In 2024, Carr has completed 169-of-248 passes [68.1 pct.] for 1,926 yards, 14 touchdowns, only four interceptions and a 103.3 passer rating. He missed his first games as a Saint in Weeks Six-Eight [oblique], but returned to action for the team's Week nine contest at Carolina and is ranked second in the NFL in third down passer rating [120.0] and fifth in the NFL in passer rating.

WHERE HE RANKS

Since 2014, Carr has thrown for 41,026 passing yards, the third-most in the NFL over that span.

PASSING YARDS SINCE 2014

Rk.	Quarterback	No.
1.	Matthew Stafford	41,573
2.	Kirk Cousins	41,203
3.	Derek Carr	41,026
4.	Tom Brady	40,065

Carr's 39 career games of at least 300 yards passing since 2014 are ninth in the NFL.

300-YARD PASSING GAMES SINCE 2014

Rk.	Quarterback	No.
1.	Tom Brady	54
2.	Matt Ryan	52
3.	Kirk Cousins	50
4t.	Drew Brees	45
4t.	Patrick Mahomes	45
6t.	Philip Rivers	40
6t.	Ben Roethlisberger	40
6t.	Matthew Stafford	40
9.	Derek Carr	39

Carr's 256 touchdown passes since 2014 are the sixth-most in the NFL since his arrival in the league.

TOUCHDOWN PASSES SINCE 2014

Rk.	Quarterback	No.
1.	Aaron Rodgers	306
2.	Russell Wilson	292
3.	Tom Brady	290
4.	Kirk Cousins	279
5.	Matthew Stafford	265
6.	Derek Carr	256

SAINTS AT GIANTS

Carr's 3,745 completions since 2014 are the most in the NFL over that span and ranked 19th in league record books

COMPLETIONS SINCE 2014

Rk.	Quarterback	No.
1.	Derek Carr	3,745
2.	Kirk Cousins	3,620
3.	Matthew Stafford	3,619
4.	Tom Brady	3,575
5.	Matt Ryan	3,458

20+TDS

With 25 touchdowns in 2023 after tying his career-high by tossing four scoring throws in the season finale win vs. Atlanta, Carr has notched nine career seasons with 20+ passing touchdowns, tied for the most 20-touchdown seasons since 2014.

SEASONS WITH 20+ PASSING TOUCHDOWNS SINCE 2014

Rk.	Quarterback	No.
1t.	Derek Carr	9
1t.	Tom Brady	9
1t.	Russell Wilson	9
4t.	Matt Ryan	8
4t.	Aaron Rodgers	8
4t.	Kirk Cousins	8

Carr is only the fifth player in NFL history to have nine or more campaigns with 20+ passing touchdowns in their first ten seasons.

SEASONS WITH 20+ PASSING TOUCHDOWNS IN FIRST 10 SEASONS

Rk.	Quarterback	No.
1t.	Russell Wilson	10
1t.	Peyton Manning	10
1t.	Dan Marino	10
4t.	Derek Carr	9
4t.	Matt Ryan	9

20+ IN THE LAST FIVE

Carr is also one of only three quarterbacks with 20+ passing touchdowns in each of the last five seasons (2019-23), joining Josh Allen and Patrick Mahomes.

MULTI-TD GAMES

With two touchdowns on Nov. 17 vs. Cleveland, Carr's 82 career games with multiple passing touchdowns are ranked sixth in the National Football League since 2014.

GAMES WITH MULTIPLE TD PASSES SINCE 2014

Rk.	Quarterback	No.
1.	Aaron Rodgers	99
2t.	Tom Brady	89
2t.	Russell Wilson	89
4.	Kirk Cousins	86
5.	Matthew Stafford	83
6.	Derek Carr	82

3,000 X 10

Carr's one of just three quarterbacks to pass for at least 3,000 yards in each of his first ten seasons.

QUARTERBACKS WITH 10 3,000 YARD SEASONS TO START CAREER

Rk.	Quarterback	Years
1t.	Derek Carr	2014-23
1t.	Peyton Manning	1998-2007
1t.	Russell Wilson	2012-21

40,000+ IN 11

Derek Carr is just one of seven National Football League quarterbacks to reach 40,000 career passing yards in their first 11 campaigns, after he reached 40,089 career passing yards on Oct. 7 in Kansas City. Carr joins Matt Ryan, Peyton Manning, Matthew Stafford, Drew Brees, Dan Marino and Russell Wilson.

PASSING YARDS - FIRST 11 SEASONS

Rk.	Quarterback	No.
1.	Matt Ryan	46,720
2.	Peyton Manning	46,088
3.	Derek Carr	41,026
4.	Matthew Stafford	41,025
5.	Drew Brees	40,742
6.	Dan Marino	40,720
7.	Russell Wilson	40,583

CLUTCH CARR

Carr has thrown three passing touchdowns in overtime in his career. Since overtime began in the NFL in 1974, his three passing touchdowns are tied for second in that span.

OVERTIME PASSING TOUCHDOWNS-SINCE 1974

Rk.	Quarterback	No.
1.	Drew Bledsoe	4
2t.	Derek Carr	3
2t.	Dak Prescott	3

RATINGS LEADER

In 2024, Carr ranks fifth in the National Football League with a 103.3 passer rating.

2024 NFL PASSER RATING LEADERS

Rk.	Quarterback	Rating
1.	Lamar Jackson	116.3
2.	Jared Goff	109.0
3.	Tua Tagovailoa	108.
4.	Joe Burrow	107.4
5.	Derek Carr	103.3
6.	Sam Darnold	102.5
7.	Jalen Hurts	101.8
8.	Baker Mayfield	101.3
9.	Josh Allen	100.3

2024 NFL THIRD DOWN PASSER RATING LEADERS

Rk.	Quarterback	Rating
1.	Patrick Mahomes	122.1
2.	Derek Carr	120.0
3.	Jared Goff	116.7
4.	Lamar Jackson	115.8
5.	Joe Burrow	112.1

CHUNK PLAYS

Derek Carr owns 344 completions of 20 yards or more over the last seven seasons (2018-24), the third-most in the National Football League over that span.

20+ YARD COMPLETIONS - SINCE 2018

Rk.	Quarterback	No.
1.	Patrick Mahomes	406
2.	Jared Goff	379
3.	Derek Carr	344

Carr owns 316 completions of 25 yards or more over his ten-year career, the third-most in the National Football League over that span.

25+ YARD COMPLETIONS-SINCE 2014

Rk.	Quarterback	No.
1.	Russell Wilson	341
2.	Kirk Cousins	326
3.	Derek Carr	322
4.	Tom Brady	309
5.	Aaron Rodgers	306
6.	Matthew Stafford	305

Carr owns 98 completions of 40 yards or more in his career, third-most in the National Football League over that span (2014-). On November 17, vs. Cleveland, he tossed a 71-yard touchdown to WR Marquez Valdes-Scantling, the team's longest pass play of the season.

40+ YARD COMPLETIONS-SINCE 2014

Rk.	Quarterback	No.
1.	Russell Wilson	108
2.	Matthew Stafford	104
3.	Derek Carr	98
4.	Aaron Rodgers	96
5.	Kirk Cousins	95

SAINTS AT GIANTS

Carr's 28 touchdown passes of 20-yards or more since 2022 rank third in the NFL over that period.

20+ YARD TD PASSES-SINCE 2022

Rk.	Quarterback	No.
1.	Jalen Hurts	30
2.	Jared Goff	29
3.	Derek Carr	28
4.	Joe Burrow	26
5.	Baker Mayfield	25

RUNNING BACKS

ALVIN KAMARA

A talented runner and receiver who was selected by the Saints in the third round of the 2017 NFL Draft out of Tennessee, Kamara enjoyed an outstanding rookie campaign. He ranked first on the club and sixth in the NFL in yards from scrimmage (1,554), second on the team in rushing and receiving, carrying 120 times for 728 yards (6.1 avg) with eight TDs and a two-point conversion, catching 81 passes for 826 yards (10.2 avg) with five touchdowns and one kickoff return for a touchdown. Kamara set a club rookie record with 14 total scores, tied for second in the NFL and finished first in the league in yards per carry. Kamara was the first Saints offensive rookie selected to the Pro Bowl since Rueben Mayes (1986), as an AP second team All-Pro (flex), the club's first rookie All-Pro since 1993. He was also named *The Sporting News* NFL Rookie of the Year and AP NFL Offensive Rookie of the Year.

In 113 career regular season games with 82 starts, Kamara has carried 1,521 times for 6,723 yards (4.4 avg.) with 60 touchdowns and has caught 564 passes for 4,669 yards (8.3 avg.) with 24 touchdowns. Kamara is the franchise's all-time leader in rushing yards, rushing touchdowns, total touchdowns (85), total yards from scrimmage (11,392) and all-purpose yardage (12,050).

Kamara is enjoying a spectacular season in 2024, carrying 206 times for 894 yards (4.3 avg.) with six touchdowns and catching a club-best 59 passes for 450 yards (7.6 avg.) with a career-long 57-yard touchdown. With the ability to move the chains in volume, he is ranked third in the National Football league in total yards from scrimmage (1,344), fourth in first downs (64) and leads running backs in receiving.

SCRIMMAGE LEADER

Since entering the NFL in 2017, Kamara ranks second in the league in total yards from scrimmage (11,392), only one of two players to have 11,000 over that period. With 1,392 scrimmage yards this season, Kamara is the third player since 2000 with at least 1,100 scrimmage yards in each of his first eight seasons, joining Matt Forte and Pro Football Hall of Famer LaDainian Tomlinson..

NFL TOTAL YARDS FROM SCRIMMAGE LEADERS SINCE 2017

Rk.	Player	No.
1.	Derrick Henry	11,865
2.	Alvin Kamara	11,392
3.	Christian McCaffrey	10,853
4.	Tyreek Hill	10,746
45.	Ezekiel Elliott	9,800

Kamara's 1,344 total yards from scrimmage in 2024 are ranked third in the NFL after gaining 119 on Sunday against the Los Angeles Rams.

NATIONAL FOOTBALL LEAGUE 2024 TOTAL YARDS FROM SCRIMMAGE LEADERS

Rk.	Player	No.
1.	Saquon Barkley	1,766
2.	Derrick Henry	1,532
3.	Alvin Kamara	1,344

ALL-PURPOSE LEADER

The franchise's all-purpose yardage (rushing, receiving, kickoff return and punt return yardage) leader, in the Oct. 29, 2023 win at Indianapolis, Kamara became the first Saint with 10,000 career all-purpose yards.

SAINTS CAREER ALL-PURPOSE YARDAGE LEADERS

Rk.	Saints	No.
1.	Alvin Kamara	12,050
2.	Marques Colston	9,766
3.	Deuce McAllister	8,304

TOUCHDOWN LEADER

In the Saints' 2020 Christmas 52-33 win over the Vikings, Kamara tied the National Football League record for total touchdowns (6) and rushing touchdowns (6), as he carried 22 times for a career-high 155 yards (7.0 avg.), adding three receptions for 17 yards for 172 yards from scrimmage. The rushing touchdowns record tied the mark held by Ernie Nevers of the Chicago Cardinals since Nov. 28, 1929, while for total touchdowns, Kamara joins Nevers, Cleveland's Dub Jones (Nov. 25, 1951) and Chicago's Gayle Sayers (Dec. 12, 1965). The performance catapulted Kamara to the NFL's touchdown lead, as he joined running back Dalton Hilliard as only the second Saint to lead the league in touchdowns.



2020 NFL TOUCHDOWN LEADERS

Rk.	Player	No.
1.	Alvin Kamara, NO	21
2t.	Tyreek Hill, KC	17
2t.	Dalvin Cook, Min.	17
2t.	Davante Adams, GB	17

SAINTS SINGLE SEASON TOUCHDOWN LEADERS

Rk. Saint, Year	No.
1. Alvin Kamara, 2020	21
2t. Dalton Hilliard, 1989	18
2t. Alvin Kamara, 2018	18

Through his first eight seasons since being drafted, Kamara is the club's all-time leader in multiple touchdown performances, adding two multi-score games to his career totals in 2024.

NEW ORLEANS SAINTS CAREER MULTI-TD GAMES

Rk. Saint	No.
1. Alvin Kamara, 2017-	23
2t. Marques Colston, 2006-15	15

In 2023, Kamara became the franchise's all-time leader for touchdowns. In the National Football League record books, Kamara is tied for 57th all-time with wide receivers Mark Clayton and Tommy McDonald. With one touchdown on Sunday vs. the Los Angeles Rams, he would move into a tie for 53rd with running backs Ottis Anderson and Ezekiel Elliott and wide receivers Hines Ward and Paul Warfield.

SAINTS CAREER TOTAL TOUCHDOWN LEADERS

Rk. Saint	No.
1. , Alvin Kamara, 2017-	85
2. Marques Colston, 2006-15	72
3. Mark Ingram, 2011-18, 21-22	57

FIRST DOWN LEADER

Kamara's 64 first downs in 2024 are ranked fourth in the NFL.



2024 NATIONAL FOOTBALL LEAGUE FIRST DOWN LEADERS

Rk. Player	No.
1. Derrick Henry, Baltimore	71
2t. Saquon Barkley, Philadelphia	70
2t. Kyren Williams, L.A. Rams	70
4. Alvin Kamara, New Orleans	64
5. James Conner, Arizona	62

TWO-POINT LEADER

With a pair of two-point conversions on Nov. 12, 2023, at Minnesota, Kamara is now tied for first in NFL record books with Pro Football Hall of Fame RB and New Orleans native Marshall Faulk with seven total, needing one more to become the NFL's all-time record holder. Kamara had three two-point conversions in 2023, the second time he did so in his eight-year career, tied for the NFL lead and one short of tying the league single-season mark.

ON THE RUN

Kamara finished 2018 second in the NFL with a club-record 14 rushing touchdowns, tied for second with a franchise-best 16 scores on the ground in 2020 and is tied for first in 2024 with five.

2018 NFL RUSHING TOUCHDOWN LEADERS

Rk. Player	No.
1. Todd Gurley, LAR	17
2. Alvin Kamara, NO	14

2020 NFL RUSHING TOUCHDOWN LEADERS

Rk. Player	No.
1. Derrick Henry, Ten.	17
2t. Alvin Kamara, NO	16
2t. Dalvin Cook, Min.	16

Kamara became the franchise's all-time rushing touchdown leader on Dec. 3, 2023 vs. Detroit and has extended the record by eight.

SAINTS CAREER RUSHING TOUCHDOWN LEADERS

Rk. Saint	No.
1. Alvin Kamara, 2017-	60
1. Mark Ingram, 2011-18, 21-22	52
3. Deuce McAllister, 2001-09	49

The 60 rushing touchdowns since coming into the league in 2017 are ranked second over that period. Kamara is tied for 53rd all-time in rushing touchdowns.

RUSHING TOUCHDOWNS SINCE 2017

Rk. Player	No.
1. Derrick Henry	98
2. Alvin Kamara	60
3. Joe Mixon	59

DUAL THREAT

Kamara posted double-digit reception performances in the same season for the first time in his NFL career in 2023, with 13 grabs vs. Tampa Bay, Oct. 1 and 12 catches vs. Jacksonville, Oct. 29. His seven career games of ten or more catches is tied for second in National Football League history among running backs

MOST GAMES WITH 10-PLUS RECEPTIONS, RUNNING BACKS, NFL HISTORY

Rk. Player	No.
1. Christian McCaffrey	11
2t. Alvin Kamara	7
2t. Austin Ekeler	7
3t. LaDainian Tomlinson	6
3t. Larry Centers	6

The dual-threat weapon also has 12 career games with a rushing and receiving touchdown after having three rushing touchdowns and a career-long 57-yard receiving touchdown on Sunday at Dallas, tied for No. 3 in NFL history with Brian Westbrook and Lenny Moore. With his next performance of a receiving touchdown and a rushing touchdown in the same contest, Kamara will move into sole possession of third place in NFL record books.

MOST GAMES WITH A RUSHING TOUCHDOWN AND RECEIVING TOUCHDOWN IN NFL HISTORY

Rk. Player	No.
1. Marshall Faulk	15
1t. Christian McCaffrey	15
3t. Alvin Kamara	12
3t. Brian Westbrook	12
3t. Lenny Moore	12
6. Jim Brown	11
7. Austin Ekeler	10

RECEIVING LEADER

In 2023, Kamara's 75 receptions were ranked second in the NFL among running backs. He now has five seasons of 75 or more catches, moving him into a tie with WRs Marques Colston and Joe Horn for the most in franchise history. With at least 75 receptions in 2024, not only will he tie the club record, but he would become the first running back in NFL history with at least 75 receptions in six seasons. Overall, Kamara's 564 career receptions are ranked ninth all-time among running backs and rank third in Saints record books overall. With two catches, Kamara would move into a tie for eighth among league running backs with Roger Craig and with three would surpass Craig.

MOST RECEPTIONS BY RUNNING BACK-NFL (2024)

Player	Rec.	Yds.	Avg.	TDs
1. Alvin Kamara, NO	59	450	7.6	1
2. De'Von Achane, Mia.	57	429	7.5	6

With two receptions on Sunday at the New York Giants, Kamara will move into second place in club receiving record books, surpassing former wideout Michael Thomas.

SAINTS ALL-TIME RECEIVING LEADERS

Saint	Rec.	Yds.	Avg.	TDs
1. Marques Colston	711	9759	13.7	72
2. Michael Thomas	565	6569	11.6	36
3. Alvin Kamara	564	4669	8.3	24

Since entering the league in 2017, Kamara's 564 receptions and 4669 receiving yards rank first among running backs, while his 24 receiving touchdowns are third.

RB RECEPTIONS SINCE 2017

Player	Team	Receptions
1. Alvin Kamara	New Orleans	564
2. Christian McCaffrey	Car./SF	524

RB RECEIVING YARDS SINCE 2017

Player	Team	Receiving Yds
1. Alvin Kamara	New Orleans	4,669
2. Christian McCaffrey	Car./SF	4,466

RB RECEIVING TOUCHDOWNS SINCE 2017

Player	Team	Receiving TDs
Austin Ekeler	LA Chargers	30
Christian McCaffrey	Car./SF	29
Alvin Kamara	New Orleans	24

Kamara ranks first in Saints club history among running backs in receptions, receiving yards and receiving touchdowns.

RB RECEPTIONS IN NEW ORLEANS SAINTS HISTORY

Player	Seasons	Receptions
Alvin Kamara	2017-	564
Pierre Thomas	2007-14	327
Reggie Bush	2006-10	294

RB RECEIVING YARDS IN SAINTS HISTORY

Player	Seasons	Receiving Yards
Alvin Kamara	2017-	4,669
Pierre Thomas	2007-14	2,608
Dalton Hilliard	1986-93	2,233

RB TOUCHDOWN RECEPTIONS IN SAINTS HISTORY

Player	Seasons	Receiving TDs
Alvin Kamara	2017-	24
Darren Sproles	2011-13	16
Dalton Hilliard	1986-93	14
Wayne Wilson	1979-86	14

VERSATILE THREAT

Kamara's 57 regular season games of 100+ scrimmage yards since 2017 are second in the NFL.

MOST 100+ TOTAL YARDS FROM SCRIMMAGE GAMES SINCE 2017

Rk. Player	No.
1. Christian McCaffrey	58
2. Alvin Kamara	57
3. Derrick Henry	55

RUNNING TO HISTORY

On November 10, vs. Atlanta, Kamara became the franchise's all-time leading rusher.



ALL-TIME NEW ORLEANS SAINTS RUSHING YARDS LIST

Player	Att	Yds	Avg	TDs
1. Alvin Kamara	1,521	6,723	4.4	60
2. Mark Ingram	1,451	6,500	4.5	52
3. Deuce McAllister	1,429	6,096	4.3	49

JAMAAL WILLIAMS

This seven-year NFL veteran was signed by the New Orleans Saints as an unrestricted free agent in the 2023 offseason. In eight NFL seasons with Green Bay [2017-20], Detroit [2021-22] and New Orleans [2023-], Williams has played in 111 games with 44 starts, carrying 1,053 times for 4,082 yards with 32 touchdowns, also catching 183 passes for 1,281 yards with eight touchdowns for 5,352 total yards from scrimmage. Williams is part of a formidable rushing duo with Kamara. In 2024, he has spelled Kamara at key times, rushing for 124 yards with one touchdown and catching four passes for 21 yards.

JORDAN MIMS

A former standout at Fresno State, where he rushed for 3,285 yards and 37 TDs, Mims joined the Saints practice squad after going to 2023 training camp with Buffalo and contributed on special teams in two games for the Black and Gold in 2023. 6-0, 205, Mims will contribute in the run game and on special teams after earning a roster spot and had a coverage tackle, Sept. 22, vs. Philadelphia and has rushed for 42 yards and caught four passes for 42 yards.

WIDE RECEIVERS

MARQUEZ VALDES-SCANTLING

A fifth round pick of the Green Bay Packers in 2018 out of South Florida, Valdes Scantling is a seven-year NFL veteran, who has played in 102 career regular season games with 64 starts for the Packers [2018-21], Kansas City Chiefs [2022-23], Buffalo Bills [2024] and Saints [2024-present]. He has posted career totals of 196 receptions for 3,418 yards [17.4 avg.] with 20 touchdowns and with his 6-4, 206-pound frame has the ability to win contested catches and make big plays. Valdes-Scantling's 17.4 yards per catch average since coming into the NFL in 2018, ranks first in the league.

DEEP THREAT

In his second appearance with New Orleans, since signing two weeks ago, Valdes-Scantling put on one of the most impressive receiving performances of the season on Nov. 10, vs. Atlanta, grabbing three passes for 109 yards [36.3 avg.] with touchdowns of 40 yards and two years, as well as a 67-yard grab. In yards per catch [min. three receptions], Scantling's 36.3 average was the fifth-highest single game performance in the NFL in 2024. he followed that up on Nov. 17, when he turned a screen pass from Derek Carr into a 71-yard touchdown, the longest pass by the team in 2024



HIGHEST SINGLE-GAME YARDS PER CATCH GAMES IN 2024 (MIN 3 REC.)

Player, Date	Rec.	Yds.	Avg.	TDs
1. Alec Pierce [10/6]	3	134	44.7	1
2. Alec Pierce [9/8]	3	125	41.7	1
3. Tylan Wallace [11/7]	3	115	38.3	1
4. Christian Watson [11/17]	4	150	37.5	0
5. Marquez Valdes-Scantling [11/10]	3	109	36.3	2

DEEP THREAT

Valdes-Scantling's 17.4 yards per catch average ranks first in the NFL since he came into the NFL in 2018 with the Green Bay Packers



YARDS PER CATCH LEADERS SINCE 2018

Player	Rec.	Yds	Avg	TDs
1. Marquez Valdes-Scantling	196	3,418	17.4	20
2. George Pickens	170	2,791	16.4	12
3. Gabe Davis	183	2,969	16.2	29

CEDRICK WILSON JR.

This seventh-year wideout was signed by New Orleans to a two-year contract at the start of free agency to compete for snaps on offense and to provide veteran leadership to the wideout room. In 78 regular season games with seven starts, he has recorded 113 receptions for 1,410 yards with 12 touchdowns. In 2023, the Memphis native posted 22 catches for 296 yards with three touchdowns, adding three grabs for 37 yards in the postseason. In nine contests in 2024, Wilson has grabbed 12 passes for 141 yards with one touchdown and contributed on special teams with eight tackles.

TIGHT ENDS

TAYSOM HILL.


Hill has brought unheralded versatility to the Saints offense and special teams. He's played in 105 games with 49 starts at several positions. He has carried 437 times for 2,437 yards, the most by a Saint not to play running back full-time, with 33 touchdowns, ranked fifth in club records. In the passing game, he has caught 99 passes for 943 yards with 11 touchdowns, completed 193-of-302 passes for 2,369 yards with 11 touchdowns, returned 20 kicks for 489 yards, made a defensive tackle, a forced fumble, 15 special teams tackles and blocked one punt.

Despite missing four games this season with rib injuries, Hill has shown his versatility, starting all eight contests he has played in, carrying 39 times for 278 yards with six touchdowns to tie for the team lead, catching 23 passes for 187 yards and completing two passes for 21 yards. Hill, selected a team captain for the first time, has contributed on several special teams units, forcing a safety on an aborted punt and returning a kickoff for 42 yards.

ALL-PURPOSE PERFORMANCE

Hill spearheaded a standout Saints offensive effort in a 35-14 victory over the Cleveland Browns on Nov. 17 to earn NFC Offensive Player of the Week, where he carried seven times for career-high 138 yards [team record 19.7 avg.] with a career-high-tying three touchdowns, including a career-long 75-yard rush that ended in the end zone late in the fourth quarter. Hill also caught a career-high and club-best eight passes for 50 yards, completed a pass for a 18-yard gain and returned a kickoff 42 yards to finish with 188 total scrimmage yards and 230 all-purpose yards, both career-highs.

Hill became the first player with three rushing touchdowns, 50 receiving yards and one pass completion in a game since former Kansas City Chiefs running back Ed Podolak on November 25, 1971 at Detroit. He also became the first non-running back with at least 125 rushing yards and three rushing touchdowns in a game. Hill is the first non-running back ever with multiple games with at least 100 rushing yards and three rushing touchdowns, previously doing so against Seattle in Week Five (112 yards rushing with 3 touchdowns) of the 2022 season, where he also earned NFC Offensive Player of the Week honors.



SAINTS AT GIANTS

Hill's 19.7 yards per carry average set a Saints franchise record. Hill has the franchise's top two single-game yards per carry performances.

HIGHEST SINGLE-GAME RUSHING AVERAGE GAMES IN SAINTS HISTORY (MIN 7 CARRIES)

Player, Date	Rush	Yds.	Avg.	TDs
1. Taysom Hill [11/17/24]	7	138	19.7	3
2. Taysom Hill [10/9/22]	9	112	12.4	3
3. Mark Ingram [11/19/17]	11	134	12.2	1

RENAISSANCE MAN

Hill turned in an all-around standout performance in the November 5, 2023 win over the Chicago Bears, where he led the team in rushing, carrying 11 times for 52 yards (4.7 avg.), completed a three-yard touchdown pass to tight end Juwan Johnson and caught four passes for 13 yards with one touchdown.



The dynamic Hill's receiving touchdown made him the first NFL player since New York Giants Hall of Famer Frank Gifford (who retired after the 1964 season) to score 10 or more times each as a passer (11), runner (26) and receiver (10). Since then Hill now has increased his career totals to 33 rushing touchdowns, 11 receiving touchdowns and 11 passing touchdowns.

BY THE NUMBERS

1 - With 2,437 rushing yards, 2,369 passing yards and 943 receiving yards, Hill is the only NFL player in the Super Bowl era with 2,000 career passing yards, 2,000 career rushing yards and 900 career receiving yards.

2 - With his standout performance in the the November 17, 35-14 win over Cleveland, Hill picked up his second NFC Offensive Player of the Week honors.

3 - Hill has picked up three conference player of the Week awards, including an NFC Special Teams Player of the Week honor in 2018 at Tampa Bay, when he blocked a punt, joining RB/RS Reggie Bush as only the second Saint to capture conference player of the Week honors in two phases.

5 - In 2023 and 2024, Hill has seen action at five offensive positions (quarterback, fullback, tailback, tight end and wide receiver), as well as participating on special teams.

10 - With 11 career touchdown passes, 11 career receiving touchdowns and 33 career rushing touchdowns, Hill is the first player to have at least ten career passing touchdowns, ten career receiving touchdowns and ten career rushing touchdowns since Frank Gifford (Pro Football Hall of Fame Class of 1977).

33 - Hill's 33 career rushing touchdowns are ranked fifth in record books.

33 - Hill's 33 receptions in 2023 set a career-high. In 2024, he has 18 grabs after setting a career-high with eight catches vs. Cleveland on Nov. 17.

44 - Hill has 44 career touchdowns, ranked ninth in club record books.

47 - Hill brought back his first career NFL kickoff return 47 yards in a 21-18 win over the Cleveland Browns on Sept. 16, 2018, the longest of his career. In part-time kickoff return duty, he has brought back 20 kicks for 489 yards (24.5 avg.), including a 42-yard runback in the Nov. 17 win over Cleveland.

575 - Hill's 575 rushing yards in 2022, was the highest rushing yardage total by a Saint who whose primary position is not running back. In fact, Hill has the five biggest single-season non-running back rushing yardage totals.

6,238 - Hill has accounted a total of 6,238 total yards in his eight-year NFL career (2,369 passing, 943 receiving, 2,437 rushing and 489 kickoff returns).

JUWAN JOHNSON

The former Penn State and Oregon wideout joined the New Orleans Saints in 2020 following the NFL Draft and transitioned to tight end his second season in 2021. In 2022, the New Jersey native had a breakout campaign as he appeared in 16 games with 12 starts and finished with 42 receptions for 508 yards and a team-best seven touchdown grabs. Johnson was tied for third among National Football League tight ends in receiving touchdowns. Overall, Johnson’s 17 touchdown grabs since 2021 lead the team.

In 13 games with 11 starts in 2023, Johnson finished with 37 receptions for 368 yards and four touchdowns to lead the position group in all major receiving categories. In his final four contests of the season, three of which were Saints victories, Johnson had 17 grabs for 206 yards and three touchdowns. In 2024, he has 22 grabs for 247 yards.

BIG TARGET

Johnson’s 13 touchdown grabs since 2022 are ranked seventh among tight ends.



2022-PRESENT NATIONAL FOOTBALL LEAGUE TIGHT END RECEIVING TD LEADERS

Rk. Player	No.
1. George Kittle	25
2. Travis Kelce	19
3. Mark Andrews	18
4. Cole Kmet	16
5. Sam LaPorta	15
6. David Njoku	14
7. Juwan Johnson	13
8. Isaiah Likely	12

FOSTER MOREAU

This veteran tight end and New Orleans native who was a standout at Jesuit High School and Louisiana State University signed with the Saints in the 2023 offseason. He finished his fifth National Football League season and first with the Black and Gold after spending his first four campaigns with the Oakland/Las Vegas Raiders, who originally selected him in the fourth round of the 2019 NFL Draft. In his career, Moreau has contributed both as a pass catcher and blocker, appearing in 88 regular season games with 56 starts and has recorded 223 receptions for 1,523 yards [11.8 avg.] with 16 touchdowns, also adding seven special teams tackles.

In his first season with the Saints, Moreau was selected as the club’s winner of the Ed Block Courage Award, recognizing his recovery and return to the field following an offseason diagnosis of Nodular Lymphocyte-Pedominant Hodgkins Lymphoma [NLPHL] at a free agency physical with the team. Moreau returned to the field following the NFL Draft and also battled a nagging ankle injury to play in 15 games with ten starts and recorded 21 receptions for 193 yards with one touchdown.

In 2024, Moreau has three scoring grabs on 17 catches for 223 yards [13.1 avg.], starting all 12 games, providing a presence pass catching as well blocking for the NFL’s tenth-ranked run offense and in the passing game.



DEFENSIVE LINE

CAMERON JORDAN

New Orleans' first choice in the 2011 NFL Draft [24th overall] out of the University of California, Jordan has played in 221 career regular season games with 220 starts, recording 794 tackles [487 solo], a franchise record 118.5 sacks for a loss of 784.5 yards, three interceptions, 66 pass breakups, 15 forced fumbles and 11 fumble recoveries. In 2023, despite a lingering ankle injury, Jordan started every contest and recorded 43 tackles [20 solo], two sacks, three pass breakups and one fumble recovery.



JORDAN SACK NOTES

Jordan is ranked first on the club's all-time sack list, currently ranked 23th in NFL record books.

**NEW ORLEANS SAINTS ALL-TIME SACK LEADERS
[Regular Season since 1982]**

Rk. Player, Years	No.
1. Cameron Jordan, 2011-	118.5
2. Rickey Jackson, 1982-93	115.0
3. Wayne Martin, 1989-99	82.5
4. Pat Swilling, 1986-92	76.5
5. Will Smith, 2004-12	67.5

Jordan has 54.5 sacks against NFC South teams. He has one sack against this week's opponent, the New York Giants.

**JORDAN'S CAREER SACKS
[Most vs. a Single Team]**

Rk. Team	No.
1. Atlanta Falcons	24
2. Tampa Bay Bucs	17
3. Carolina Panthers	13.5

After recording only one sack as a rookie in 2011, Jordan immediately picked up his production with eight takedowns in 2012. His 117.5 takedowns since his second season [2012], leads the NFL over that span.

MOST SACKS IN THE NFL SINCE 2012

Rk. Player	No.
1. Cameron Jordan	117.5
2. Von Miller	116
3. Chandler Jones	112
4. Aaron Donald	111

Jordan's 72 quarterback takedowns since 2017 are ranked seventh in the National Football League.

MOST SACKS IN THE NFL SINCE 2017

Rk. Player	No.
1. T.J. Watt	106
2. Myles Garrett	98.5
3. Aaron Donald	83
4. Danielle Hunter	79.5
5. Chris Jones	78.5
6. Khalil Mack	76
7. Cameron Jordan, NO	72

Since Week Eight of the 2014 season, Jordan has established himself as one of the National Football League's elite defenders. He's in the NFL since October 26, 2014 with 96 quarterback takedowns after recording his first sack of the season Sunday.

MOST SACKS IN THE NFL SINCE OCTOBER 26, 2014

Rk. Player	No.
1. Aaron Donald	109
2. Khalil Mack	106
3. T.J. Watt	106



SAINTS AT GIANTS

Jordan's 118.5 career sacks are ranked second among active players

LEADING ACTIVE NFL PLAYERS IN SACKS

Rk. Player	No.
1. Von Miller	127.5
2. Cameron Jordan	118.5
3. Khalil Mack	106

MULTI-SACK GAMES

Jordan has posted 118.5 career sacks since 2011 and is the only player to have 100 takedowns and 60 passes defensed. During this time, the Saints own a 58-23 regular season record when he corrals a signal caller and boast a 24-3 mark in a multi-sack performance. Jordan's 27 multi-sack games are tied for first in franchise record books with Rickey Jackson's 27, with both of them leading the franchise with six performances of at least three sacks.

CAMERON JORDAN'S MULTIPLE SACK GAMES

Date, Opp.	Tckls.	Solo	Asst.	Scks.	Yds.
11/5/12 vs. Phi.	3	3	3	3	21
9/22/13 vs. Ari.	7	3	4	2	14
11/21/13 @ Atl.	7	3	4	2.5	10.5
12/8/13 vs. Car.	5	3	2	2	19
10/26/14 vs. GB	4	3	1	2	15
12/28/14 @ TB	6	4	2	1.5	9
10/15/15 vs. Atl.	7	6	1	3	12
10/25/15 @ Ind.	3	2	1	2	12
10/15/17 vs. Det.	5	4	1	2	12
11/5/17 vs. TB	7	5	2	1.5	9
11/26/17 @ LAR	4	4	0	2	20
12/24/17 vs. Atl.	3	3	0	2	10
9/16/18 vs. Cle.	2	2	0	2	11
9/23/18 @ Atl.	5	4	1	2	8
11/22/18 vs. Atl.	3	3	0	2	9
11/29/18 @ Dal.	7	3	4	2	10
12/9/18 @ TB	4	4	0	2	21
10/13/19 @ JAX	4	3	1	2	12
10/20/19 @ Chi.	2	2	0	2	16
11/17/19 @ TB	3	1	2	1.5	12
11/28/19 @ Atl.	5	1	6	4	19
11/22/20 vs. Atl.	4	0	4	3	14

CAMERON JORDAN'S MULTIPLE SACK GAMES

Date, Opp.	Tckls.	Solo	Asst.	Scks.	Yds.
12/19/21 @ TB	5	0	5	2	13
12/27/21 vs. Mia.	4	2	6	2	9
1/2/22 vs. Car.	6	2	8	3.5	21.5
10/9/22 vs. Sea.	3	3	0	2	23
1/1/23 @ Phi.	5	5	0	3	16

MR. 200

On Dec. 24, 2022, at Cleveland, Jordan played in his 200th career game [regular season/postseason combined] in a Black and Gold uniform, moving him into third place on the club's all-time games played list. The following week at Philadelphia, Jan. 1, 2023, Jordan also started his 200th career game, joining Drew Brees as only the second player to open 200 contests in franchise history. On Sept. 24, 2023, at Green Bay, Jordan played in his 206th career game, passing Thomas Morstead for second all-time in club record books. On Oct. 29, 2023, Jordan became only the second Saints player, first defensive Saint and 57th NFL defensive lineman to play in 200 regular season contests. On Nov. 5, 2023 vs. Chicago, he became only the second Saint to start 200 career regular season contests. Jordan has played in 221 career regular season games and playing in his 222nd game on Sunday, he will move into sole possession of 19th all-time among defensive linemen past Jusitn Smith.

SAINTS ALL-TIME GAMES PLAYED LIST [REGULAR SEASON AND POSTSEASON COMBINED]

Rk. Saint	Years	No.
1. Drew Brees	2006-20	245
2. Cameron Jordan	2011-	232
3. Thomas Morstead	2009-20	205
4. Morten Andersen	1982-94	190

SAINTS ALL-TIME GAMES PLAYED LIST [REGULAR SEASON]

Rk. Saint	Years	No.
1. Drew Brees	2006-20	228
2. Cameron Jordan	2011-	221
3. Morten Andersen	1982-94	196

**MOST GAMES STARTED IN SAINTS HISTORY
[REGULAR SEASON]**

Rk. Saint	Years	No.
1. Drew Brees	2006-20	228
2. Cameron Jordan	2011-	220

**MOST CONSECUTIVE REGULAR SEASON GAMES
PLAYED BY NEW ORLEANS SAINTS PLAYERS**

Rk. Saint	Dates	No.
1. Cameron Jordan	[9/8/11-12/2/21]	172
2. Jim Dombrowski	[10/25/87-11/3/96]	148

VERSATILE DEFENDER

Jordan is the only NFL defender to record at least 300 tackles, 60 sacks, 75 stops for loss and 90 quarterbacks hits since 2017. Since 2017, he has posted 401 stops, 72 sacks, 90 tackles for loss and 132 quarterback hits.

ONE OF 15

Jordan is now one of only 15 National Football League players to have at least 15 sacks against two opponents, 17 against the Tampa Bay Buccaneers and 23 against the Atlanta Falcons, both NFC South divisional rivals. Jordan's 23 takedowns of former Atlanta QB Matt Ryan are the most sacks a player has had against an individual quarterback in NFL history.

TACKLES FOR LOSS

Jordan's 90 tackles for loss since 2017 are ranked sixth in the NFL over the period.

MOST TACKLES FOR LOSS IN THE NFL SINCE 2017

Rk. Player	No.
1. T.J. Watt	123
2. Aaron Donald	119
3. Myles Garrett	108
4t. Danielle Hunter	104
4t. Maxx Crosby	104
6. Cameron Jordan	90

PRO BOWL LEADER

With eight Pro Bowl appearances as a Saint since joining the club in 2011, no Saints defensive player has been selected to the league's all-star game more than Jordan in franchise history and only trails QB Drew Brees in all-time selections

SAINTS ALL-TIME PRO BOWL SELECTIONS

Rk. Saint	Pro Bowl Selections
1. Drew Brees	12
2. Cameron Jordan	8

IRON MAN

Until missing the Dec. 12, 2021 contest at the New York Jets on the Reserve/COVID-19 list, Jordan had enjoyed the longest active games played streak (172) among position players and the longest games started streak. Missing one contest in 2022 (eye), his first due to injury, Jordan played in at least 16 contests in his first 12 seasons. In 2023, he played in every game for the 12th time in his 14-year career, opening all 17 contests.

YEAR BY YEAR

In addition to being the franchise's all-time sack leader, Jordan has led the Saints in takedowns a franchise-best nine times (2012-13, 2015-19 and 2021-22).

MOST SEASONS LEADING SAINTS IN SACKS

Rk. Saint	Seasons	Sacks
1. Cameron Jordan	9	118.5
2t. Rickey Jackson	5	115
2t. Pat Swilling	5	76.5


**CONSECUTIVE REGULAR SEASON GAMES STARTED
BY SAINTS PLAYERS**

Rk. Saint	Dates	No.
1. Cameron Jordan	[1/2/12-12/2/21]	157
2. Wayne Martin	[9/19/91-1/2/99]	144
3. Jahri Evans	[9/10/06-9/15/13]	114

BRYAN BRESEE

The team’s first round selection in 2023 out of Clemson after being a three-time All-ACC selection, the Maryland native played in 26 games with 21 starts for the Tigers, producing 54 tackles [35 solo], 15 stops for loss, nine sacks, a forced fumble, an interception and five passes defensed.

Bresee immediately found a role in New Orleans’ interior rotation and appeared in all 17 games, recording 24 tackles, 4.5 sacks and six passes defensed. His takedown total was the highest by a Saints rookie defensive tackle since becoming an official statistic in 1982 and his pass defense total was the most in club records for a rookie at the position since the statistic was officially recorded in 1980, Bresee also tied for second in the league among defensive tackles in 2023.



Bresee is enjoying a breakout sophomore campaign, playing in all 12 games and ranked second in the NFL among defensive tackles with a career-high and team-leading 6.5 sacks.

2024 SACK LEADERS AMONG DEFENSIVE TACKLES

Rk. Defensive Tackle	Team	No.
1. Dexter Lawrence	NYG	9
2. Bryan Bresee	NO	6.5
3t. Cameron Heyward	Pit.	6
3t. Calijah Kancey	TB	6
3t. Quinnen Williams	NYJ	6

CARL GRANDERSON

Signed by New Orleans as an undrafted free agent out of Wyoming in 2019, Granderson posted 17.5 sacks in college and possesses the prototypical frame for an NFL pass rusher. Granderson has become a significant cog in the team’s defensive line rotation with 219 tackles, 27.5 sacks, four pass breakups, four forced fumbles and two recoveries.

Earning the starting right defensive end position in 2023, Granderson posted a career-high 78 tackles [44 solo], led the team with a career-best 8.5 sacks for a 55-yard loss, one pass defense, one forced fumble and one fumble recovery. Through ten games in 2024, Granderson has 40 tackles, 4.5 sacks, ranked second on the team and leading the defensive ends, two passes defensed and one forced fumble.

TACKLES UP FRONT

Granderson’s 78 tackles in 2023 ranked fifth in the National Football League among defensive linemen and were the most by a Saints defensive lineman since 2004.

MOST TACKLES BY AN NFL DEFENSIVE LINEMAN IN 2023 (PRESS BOX TOTALS)

Rk. Lineman	Team	No.
1. Derrick Brown	Carolina	103
2. Harrison Phillips	Minnesota	92
3. Maxx Crosby	Las Vegas	90
4. DeForest Bucker	Indianapolis	81
5. Carl Granderson	New Orleans	78

MOST TACKLES BY A SAINTS DEFENSIVE LINEMAN SINCE 2004 (PRESS BOX TOTALS)

Rk. Saints DL	Year	No.
1. Charles Grant	2004	80
2. Carl Granderson	2023	78

PAYTON TURNER

With the 28th overall pick in the 2021 NFL Draft out of Houston, the Saints added to the defensive line with this gifted pass rusher. In 18 career games, Turner has recorded 29 tackles, three sacks, one pass breakup one fumble recovery, one special teams stop and one blocked field goal. In 2023, the Texan suffered a toe injury in the season-opening win over Tennessee that would sideline him for 15 contests. However, Turner returned for the season finale vs. Atlanta and recorded the first fumble recovery of his career, showing his promise both with his pass rush and playmaking abilities. Turner is a part of the team’s defensive line rotation in 2024 with 13 tackles, two sacks, two passes defensed, one forced fumble and two special teams stops.

LINEBACKERS

CHASE YOUNG

Originally selected by Washington with the second overall pick in the 2020 NFL Draft out of Ohio State, this talented edge rusher is in his fifth season in the NFL and first with New Orleans. In five campaigns for Washington (2020-23), San Francisco (2023) and New Orleans (2024), Young has appeared in 55 regular season games with 32 starts and recorded 121 tackles (80 solo), 20 sacks, 26 stops for loss, ten pass breakups, seven forced fumbles and three fumble recoveries. The consensus NFL Defensive Rookie of the Year, Young recorded 44 tackles, 7.5 sacks, ten stops for loss and made multiple splash plays with four forced fumbles and three fumble recoveries in 2020. Young played in only 12 games from 2021-22 after suffering a knee injury midway through his second campaign. In 2023, he played in seven games for Washington and nine for San Francisco following a midseason trade and tied his career-best with 7.5 takedowns in helping the 49ers advance to Super Bowl LVIII. Young has fit in with the New Orleans defensive line with 21 tackles, 3.5 sacks, a takedown on a two-point conversion attempt, a forced fumble and one pass defense.

NATHAN SHEPHERD

Originally selected by the New York Jets in the third round of the 2018 NFL Draft out of Fort Hays State, this versatile defensive tackle enters his seventh NFL season, his second campaign with the Saints. The Ajax, Ontario, Canada native has appeared in 102 career games with 41 starts, totaling 189 tackles (97 solo) and 10.5 sacks for a loss of 75 yards. In 2024, this valued free agent acquisition has started every game for New Orleans for the second consecutive season and has 28 tackles and a 1.5 sacks.

KHALEN SAUNDERS

Originally selected by Kansas City in the third round of the 2019 NFL Draft out of Western Illinois, Saunders enters his sixth NFL season and second campaign with New Orleans. Signed as an unrestricted free agent in 2023, Saunders combined with two other newcomers in Shepherd and Bresee to form a new interior front, recording career-highs in tackles (57) and solo stops (24). In 63 career regular season games with 27 starts, Saunders has recorded 161 tackles (74 solo), 5.5 sacks, one interception, four pass breakups and five stops for loss.



DEMARIO DAVIS

This dependable and sure-tackling defender joined the New Orleans Saints in 2018 after spending his first six NFL seasons with the New York Jets and Cleveland Browns. In his career, the Brandon, Miss. native has appeared in 205 regular season games with 191 starts for the Jets (2012-15, 2017), Browns (2016) and the Saints (2018-), recording 1,417 stops (897 solo), 43.5 sacks, three interceptions, 59 pass breakups, four forced fumbles, eight fumble recoveries and 24 special teams tackles.

In 2023, Davis started every contest and again led the Black and Gold in tackles with 121 stops (74 solo), ranked second with 6.5 sacks and added one forced fumble, one fumble recovery and four pass breakups. He joined LB Joe Federspiel as only the second Saint to have 100 stops in six straight seasons, having done so in his last seven campaigns and his tenth season overall of his 12-year National Football League career.

Through 11 games in 2024, Davis has 82 stops (37 solo), one sack and four passes defended, despite missing the first game of his career due an injury, ranking first on the team in stops.

2024 NEW ORLEANS SAINTS TACKLE LEADERS

Rk. Saint	No.
1. Demario Davis	82
2. Alontae Taylor	70
3. Pete Werner	57
4. Paulson Adebo	52
5. Tyrann Mathieu	45
6. Jordan Howden	40
7. Carl Granderson	40

1,400 CLUB

Davis joins Bobby Wagner and Lavonte David as only the third active NFL player with 1,400 career tackles [1,414].

ACTIVE NFL TACKLE LEADERS

Rk. Player	No.
1. Bobby Wagner, 2012-	1,809
2. Lavonte David, 2012-	1,750
3. Demario Davis, 2012-	1,417

PETE WERNER



New Orleans selected this three-year starter from Ohio State in the second round of the 2021 NFL Draft. The Indianapolis native finished his college career playing in 47 career games with 35 starts, recording 185 tackles [111 solo], 16 stops for loss, four sacks, 11 pass breakups, four forced fumbles and two fumble recoveries. Werner helped power the Buckeyes to the College Football Playoff championship game as a senior in 2020, when he was voted by the Big Ten coaches as a first-team All-Conference selection and a Butkus Award semi-finalist, posting 54 tackles, 2.5 stops for loss, one sack and two forced fumbles.

In four seasons, Werner has played in 52 games with 44 starts and has recorded 288 tackles [182 solo], a split sack, one interception, five pass breakups, two forced fumbles, two fumble recoveries and three special teams stops.

Werner finished the 2023 season ranked second on the team with 93 stops, a split sack, one interception, one pass breakup and two fumble recoveries, tied for the team lead. In nine games started/played in 2024, he has posted 57 tackles and one pass defense.

WILLIE GAY JR.



A contributor on defense for the back-to-back Super Bowl Champion Kansas City Chiefs, this sideline to sideline linebacker joined the Saints at the start of the 2024 free agency period. In five seasons, Gay has played in 68 regular season games with 54 starts, posting 249 tackles [162 solo], six sacks, four interceptions, including one returned for a touchdown, 21 pass breakups, three forced fumbles, six fumble recoveries and eight special teams stops. In nine postseason games played/starts, Gay has accumulated 29 stops, a split sack and three passes defended.

In his final season in Kansas City, Gay played in 16 regular season games with 15 starts for the Chiefs and finished the season with 58 tackles [44 solo], one sack, one interception, four pass breakups, one forced fumble and a career-high three fumble recoveries. In three postseason starts en route to the Super Bowl Championship, Gay collected nine more stops and one pass defense. Despite missing one contest with a hand injury, Gay leads the Saints in 2024 with two fumble recoveries.

ANFERNEE ORJI

After originally signed as an undrafted free agent out of Vanderbilt in 2023, where he led the Commodores in tackles in each of his final three seasons, Orji spent his entire rookie season on the club's practice squad. He received the opportunity to see extensive snaps in practice in training camp due to injuries to teammates Davis and Werner. In three preseason contests, Orji led the team with 20 tackles [team-high 13 solo], one stop for loss, two passes defended and three special teams stops, securing a 53-man roster spot. He ranks second on the team with 14 special teams tackles and has added 15 defensive stops.

SECONDARY

S TYRANN MATHIEU

This versatile, hard-hitting, playmaking safety and New Orleans native enters his third season with his hometown team, signing after the 2022 NFL Draft. Mathieu has brought experience and leadership to the Saints secondary. He was originally selected by the Arizona Cardinals in the third round (69th overall) in the 2013 NFL Draft out of LSU and has played for the Cardinals (2013-17), Houston Texans (2018), Kansas City Chiefs (2019-21) and Saints (2022-). In 11 NFL seasons, he has played in 175 regular season games with 166 starts and has posted career totals of 817 tackles (666 solo), 43 stops for loss, 11 sacks for a loss of 78 yards, 36 interceptions for 530 return yards, four brought back for touchdowns, 105 passes defended, six forced fumbles, eight fumble recoveries and five special teams stops. Mathieu has been selected to three Pro Bowls, three Associated Press All-Pro teams and the Pro Football Hall of Fame’s 2010’s All-Decade Team.


In his second season in New Orleans in 2023, Mathieu opened all 17 contests for the second consecutive campaign and finished with 75 tackles (50 solo), four interceptions, tied for seventh in the NFL and the team lead, returned for 122 yards with a TD and nine passes defended.

THE ONLY ONE

In 2024, Mathieu is his usual playmaking self. Through 12 games, he has opened every contest at free safety and posted 45 tackles (35 solo), three interceptions, six pass breakups, one forced fumble and one fumble recovery. Mathieu is tied for tenth in the National Football League with three interceptions and is ranked first on the club with four total takeaways.

FOUR IN A ROW

Dating back to an interception in the 2023 season finale vs. Atlanta, recovering a fumble in the 2024 season opener vs. Carolina and picking off Dallas Cowboys quarterback Dak Prescott and Philadelphia Eagles signal-caller Jalen Hurts in Weeks Three and Four, Mathieu recorded a least one takeaway in four consecutive games for the first time in his career. Mathieu is the first Saints defender to record takeaways in four consecutive contests since safety Sammy Knight had at least one in five consecutive contests from Oct. 7-Nov. 4, 2001.



NOSE FOR THE BALL

Mathieu’s 36 interceptions since coming into the NFL in 2013 are first in the league over the period after tying for the club lead with four picks in 2023 and tying for the team lead with three in 2024. Mathieu’s 36 career picks are tied with Minnesota’s Harrison Smith for the most among active players.

**NFL LEADERS IN INTERCEPTIONS
[2013-PRESENT]**

Rk. Player	Interceptions
1. Tyrann Mathieu	36
2t. Marcus Peters	33
2t. Harrison Smith	33

SAINTS AT GIANTS

ALONTAE TAYLOR

Selected by the Saints in the second round (49th overall) of the 2022 NFL Draft out of Tennessee, Taylor shook off early injuries to play in 13 games with nine starts and posted 45 tackles (38 solo) and a club-best 11 pass breakups, ranked fourth among NFL rookies.

Moving to the nickel position in 2023, possessing extensive experience on the inside and the outside, Taylor appeared in all 17 games with 13 starts and recorded 75 tackles, his first two career interceptions and a career-high 14 pass breakups, tied for second on the team and ninth in the NFL.

In 2024, Taylor has played in all 12 games with ten starts and ranks second on the team with 70 tackles (50 solo), is ranked third with four sacks and has added 12 passes defended and a team-best two forced fumbles. His four sacks are tied for the most by a Saints cornerback with Alex Molden. His pass defense total is tied for third in the National Football League.

GET A HAND ON

Taylor's 12 passes defended in 2024 are tied for third in the National Football League, while his 37 since coming into the NFL in 2022 are tied for fourth.

PASSES DEFENSED IN THE NFL IN 2024 [Press Box Stats]

Rk. Defender	PD
1. Denzel Ward	19
2. Derek Stingley Jr.	15
3. Brian Branch	13
4t. Alontae Taylor	12
4t. Marlon Humphrey	12
4t. Jaycee Horn	12
4t. Cam Taylor-Britt	12

PASSES DEFENSED IN THE NFL SINCE 2022 [Press Box Stats]

Rk. Defender	PD
1. Denzel Ward	45
2t. Charvarius Ward	39
2t. Darius Williams	39
4. Sauce Gardner	38
5t. Alontae Taylor	37
5t. Darius Slay Jr.	37

DB DROP

In the Sept. 8 season-opening win over Carolina, Taylor became the first Saints defensive back to record three sacks in a contest since the statistic was officially recognized by the NFL in 1982. The only other defensive back to record three sacks on kickoff weekend is former Chargers S Rodney Harrison (vs. Buffalo, 9/6/98). After splitting a sack on Sunday at the Los Angeles Chargers, Taylor's four sacks are tied for the highest total by a cornerback in Saints record books with Alex Molden's four in 1997, while the total leads all defensive backs.

NFL SACK LEADERS AMONG DEFENSIVE BACKS

Rk. DB	Sacks
1. Alontae Taylor, NO	4
2. Jason Pinnock, NYG	3
3. Derwin James, LAC	2.5

NEW ORLEANS SAINTS ALPHABETICAL ROSTER (as of 12/12/24)

No.	Name	Pos.	Ht.	Wt.	Born	Exp.	College	H.S. Hometown
0	Amadi, Ugo	S	5-9	201	5/16/97	6	Oregon	Nashville, Tenn.
97	Boyd, Khristian	DT	6-2	320	2/23/00	R	Northern Iowa	Blue Springs, Mo.
90	Bressee, Bryan	DT	6-5	305	10/6/01	2	Clemson	Damascus, Md.
4	Carr, Derek	QB	6-3	215	3/28/91	11	Fresno State	Bakersfield, Calif.
56	Davis, Demario	LB	6-2	248	1/11/89	13	Arkansas State	Brandon, Miss.
53	Ford, Jaylan	LB	6-2	240	11/28/01	R	Texas	Frisco, Texas
55	Foskey, Isaiiah	DE	6-5	270	10/30/00	2	Notre Dame	Concord, Calif.
75	Fuaga, Taliase	T	6-6	324	4/5/02	R	Oregon State	Tacoma, Wash.
6	Gay Jr., Willie	LB	6-1	243	2/15/98	5	Mississippi State	Starkville, Miss.
96	Granderson, Carl	DE	6-5	261	12/18/96	6	Wyoming	Sacramento, Calif.
48	Gray, J.T.	DB	6-0	202	1/18/96	7	Mississippi State	Clarksdale, Miss.
19	Grupe, Blake	K	5-7	156	11/5/98	2	Notre Dame	Sedalia, Mo.
3	Haener, Jake	QB	6-1	200	3/10/99	2	Fresno State	Danville, Calif.
5	Harris, Will	DB	6-1	206	12/19/95	6	Boston College	Suwanee, Ga.
43	Hayball, Matthew	P	6-0	189	3/12/97	R	Vanderbilt	West Adelaide, Australia
7	Hill, Taysom	TE	6-2	221	8/23/90	8	BYU	Pocatello, Idaho
60	Hergel, Kyle	G	6-2	315	10/7/99	R	Boston College	Mississauga, Ontario, Canada
85	Holker, Dallin	TE	6-3	241	4/7/00	R	Colorado State	Lehi, Utah
31	Howden, Jordan	DB	6-0	209	5/14/00	2	Minnesota	San Diego, Calif.
52	Jackson, D'Marco	LB	6-1	233	7/20/98	3	Appalachian State	Spartanburg, S.C.
27	Jean-Charles, Shemar	DB	5-10	184	6/20/98	4	Appalachian State	Miramar, Fla.
83	Johnson, Juwan	TE	6-4	231	9/13/96	5	Oregon	Glassboro, N.J.
94	Jordan, Cameron	DE	6-4	287	7/10/89	14	California	Chandler, Ariz.
41	Kamara, Alvin	RB	5-10	215	7/25/95	8	Tennessee	Atlanta, Ga.
66	Lemieux, Shane	C/G	6-4	310	5/12/97	5	Oregon	Yakima, Wash.
32	Mathieu, Tyrann	S	5-9	190	5/13/92	12	LSU	New Orleans, La.
78	McCoy, Erik	C/G	6-4	303	8/27/97	6	Texas A&M	Lufkin, Texas
14	McKinstry, Kool-Aid	CB	5-11	199	9/30/02	R	Alabama	Pinson, Ala.
33	Mims, Jordan	RB	6-0	205	6/16/99	1	Fresno State	Atherton, Calif.
87	Moreau, Foster	TE	6-4	250	5/6/97	6	LSU	New Orleans, La.
58	Orji, Anfernee	LB	6-2	230	10/6/00	1	Vanderbilt	Rockwall, Texas
62	Patrick, Lucas	OL	6-3	313	7/30/93	8	Duke	Brentwood, Tenn.
36	Payton, Rico	CB	6-0	182	11/28/99	R	Pittsburg State	St. Louis, Mo.
70	Penning, Trevor	T	6-7	325	5/15/99	3	Northern Iowa	Mason City, Iowa
46	Prentice, Adam	FB	6-0	245	1/16/97	4	South Carolina	Clovis, Calif.
18	Rattler, Spencer	QB	6-0	211	9/28/00	R	South Carolina	Phoenix, Ariz.
95	Ridgeway III, John	DT	6-5	321	5/7/99	3	Arkansas	Bloomington, Ill.
51	Ruiz, Cesar	C/G	6-4	316	6/14/99	5	Michigan	Camden, N.J.
64	Saldiveri, Nick	OL	6-6	316	8/14/00	2	Old Dominion	Monroe, N.C.
50	Saunders, Khalen	DT	6-0	324	8/9/96	6	Western Illinois	St. Louis, Mo.
45	Sewell, Nephi	LB	6-0	228	12/19/98	2	Utah	St. George, Utah
93	Shepherd, Nathan	DT	6-4	315	10/9/93	7	Fort Hays State	Ajax, Ontario, Canada
1	Taylor, Alontae	CB	6-1	199	12/3/98	3	Tennessee	Manchester, Tenn.
84	Tipton, Mason	WR	5-11	187	9/27/00	R	Yale	Akron, Ohio
98	Turner, Payton	DE	6-6	270	1/7/99	4	Houston	Houston, Texas
74	Udoh, Oluisaemeka	OL	6-6	320	2/14/97	6	Elion	Fayetteville, N.C.
10	Valdes-Scantling, Marquez	WR	6-4	206	10/10/94	7	South Florida	St. Petersburg, Fla.
20	Werner, Pete	LB	6-3	242	6/5/98	4	Ohio State	Indianapolis, Ind.
21	Williams, Jamaal	RB	6-0	224	4/3/95	8	BYU	Fontana, Calif.
11	Wilson Jr., Cedrick	WR	6-2	197	11/20/95	7	Boise State	Memphis, Tenn.
49	Wood, Zach	LS	6-3	255	1/10/93	8	Southern Methodist	Rowlett, Texas
99	Young, Chase	DE	6-5	265	4/14/99	5	Ohio State	Hyattsville, Md.
67	Young, Landon	T	6-7	321	8/21/97	4	Kentucky	Lexington, Ky.

Players on Active Roster: (53)

Practice Squad: (16)

57	Anderson, Ryder	DT	6-6	280	10/15/98	2	Indiana	Katy, Texas
81	Austin Jr., Kevin	WR	6-2	200	3/30/00	1	Notre Dame	Fort Lauderdale, Fla.
76	Deculus, Austin	T	6-5	321	3/12/99	3	LSU	Cypress, Texas
72	Ezirim, Josiah	T	6-6	329	5/21/01	R	Eastern Kentucky	Hilliard, Ohio
28	Herdon, Tre	DB	5-11	185	3/5/96	7	Vanderbilt	Ooltewah, Tenn.
80	Jackson, Jermaine	WR	5-7	170	6/2/00	R	Idaho	San Leandro, Calif.
86	Jacobson, Michael	TE	6-7	244	4/4/97	1	Iowa State	Waukee, Iowa
35	Kibodi, Jacob	RB	6-1	225	10/4/98	R	Louisiana	Baton Rouge, La.
17	Pettis, Dante	WR	6-1	195	10/23/95	6	Washington	San Juan Capistrano, Calif.
39	Smyth, Charlie	K	6-4	210	6/26/01	R	International Pathway Program	Newry, Ireland
13	St. Brown, Equanimeous	WR	6-5	214	9/30/96	6	Notre Dame	Anaheim, Calif.
44	Stalbird, Isaiiah	LB	6-1	215	7/18/00	R	South Dakota State	Kearney, Neb.
30	Teamer, Roderic	S	6-0	205	5/12/97	5	Tulane	New Orleans, La.
34	Valladay, Xazavian	RB	6-0	198	7/3/98	1	Arizona State	Chicago, Ill.
91	Vickers, Kendal	DT	6-3	295	5/23/95	3	Tennessee	Havelock, N.C.
82	Welch, Treyton	TE	6-4	240	1/10/01	R	Wyoming	Buffalo, Minn.

Reserve/Injured: (8)

29	Adebo, Paulson	CB	6-1	192	7/3/99	4	Stanford	Mansfield, Texas
77	Herron, Justin	T	6-5	290	11/27/95	5	Wake Forest	Silver Spring, Md.
16	Means, Bub	WR	6-2	215	1/10/01	R	Pittsburgh	Lovejoy, Ga.
25	Miller, Kendre	RB	6-0	220	6/11/02	2	TCU	Mount Enterprise, Texas
12	Olave, Chris	WR	6-0	187	6/27/00	3	Ohio State	San Marcos, Calif.
76	Peterson, Camron	DT	6-5	238	9/13/99	1	Southern	Houston, Texas
22	Shaheed, Rashid	WR/RS	6-0	180	8/31/98	3	Weber State	San Diego, Calif.
28	Wright, Rejzohn	CB	6-2	193	9/4/00	1	Oregon State	Union City, Calif.

Practice Squad Injured: (1)

59	Jeffcoat, Trajan	DE	6-4	266	10/7/99	R	Arkansas	Columbia, S.C.
----	------------------	----	-----	-----	---------	---	----------	----------------

Reserve/Physically Unable to Perform: (2)

92	Kpassagnon, Tanoh	DE	6-7	289	6/14/94	8	Villanova	Ambler, Pa.
71	Ramczyk, Ryan	T	6-6	314	4/22/94	8	Wisconsin	Stevens Point, Wis.

INTERIM HEAD COACH: DARREN RIZZI. Assistants: Clancy Barone (Tight Ends), **John Benton** (Offensive Line), **Rick Dennison** (Senior Offensive Assistant), **Jahri Evans** (Offensive Assistant), **Derrick Foster** (Running Backs), **Phil Galiano** (Assistant Special Teams), **Matt Giordano** (Defensive Assistant), **Peter Giunta** (Senior Defensive Assistant), **Todd Grantham** (Defensive Line), **Adam Gristick** (Defensive Assistant), **Michael Hodges** (Linebackers), **Andrew Janocko** (Quarterbacks), **Klint Kubiak** (Offensive Coordinator), **Marwan Maalouf** (Special Teams Assistant), **Mike Martinez** (Assistant to the Head Coach), **DeNarius McGhee** (Assistant Wide Receivers), **Kevin Petry** (Offensive Assistant), **Marcus Robertson** (Secondary), **Jordan Traylor** (Offensive Assistant), **Keith Williams** (Wide Receivers), **Joe Woods** (Defensive Coordinator), **Brian Young** (Pass Rush Specialist).

NEW ORLEANS SAINTS EXPERIENCE ROSTER (as of 12/2/24)

No.	Name	Pos.	Ht.	Wt.	Birthdate	Exp.	College	H.S. Hometown
94	Cameron Jordan	DE	6-4	287	7/10/89	14	California	Chandler, Ariz.
56	Demario Davis	LB	6-2	248	1/11/89	13	Arkansas State	Brandon, Miss.
32	Tyrann Mathieu	S	5-9	190	5/13/92	12	LSU	New Orleans, La.
4	Derek Carr	QB	6-3	215	3/28/91	11	Fresno State	Bakersfield, Calif.
7	Taysom Hill	TE	6-2	221	8/23/90	8	BYU	Pocatello, Idaho
41	Alvin Kamara	RB	5-10	215	7/25/95	8	Tennessee	Atlanta, Ga.
62	Lucas Patrick	OL	6-3	313	7/30/93	8	Duke	Brentwood, Tenn.
21	Jamaal Williams	RB	6-0	224	4/3/95	8	BYU	Fontana, Calif.
49	Zach Wood	LS	6-3	255	1/10/93	8	Southern Methodist	Rowlett, Texas
48	J.T. Gray	DB	6-0	202	1/18/96	7	Mississippi State	Clarksdale, Miss.
93	Nathan Shepherd	DT	6-4	315	10/9/93	7	Fort Hays State	Ajax, Ontario, Canada
10	Marquez Valdes-Scantling	WR	6-4	206	10/10/94	7	South Florida	St. Petersburg, Fla.
11	Cedrick Wilson Jr.	WR	6-2	197	11/20/95	7	Boise State	Memphis, Tenn.
0	Ugo Amadi	S	5-9	201	5/16/97	6	Oregon	Nashville, Tenn.
96	Carl Granderson	DE	6-5	261	12/18/96	6	Wyoming	Sacramento, Calif.
5	Will Harris	DB	6-1	206	12/19/95	6	Boston College	Suwanee, Ga.
78	Erik McCoy	C/G	6-4	303	8/27/97	6	Texas A&M	Lufkin, Texas
87	Foster Moreau	TE	6-4	250	5/6/97	6	LSU	New Orleans, La.
50	Khalen Saunders	DT	6-0	324	8/9/96	6	Western Illinois	St. Louis, Mo.
74	Olisaemeka Udoh	OL	6-6	320	2/14/97	6	Elon	Fayetteville, N.C.
6	Willie Gay Jr.	LB	6-1	243	2/15/98	5	Mississippi State	Starkville, Miss.
83	Juwan Johnson	TE	6-4	231	9/13/96	5	Oregon	Glassboro, N.J.
66	Shane Lemieux	C/G	6-4	310	5/12/97	5	Oregon	Yakima, Wash.
51	Cesar Ruiz	C/G	6-4	316	6/14/99	5	Michigan	Camden, N.J.
99	Chase Young	DE	6-5	265	4/14/99	5	Ohio State	Hyattsville, Md.
27	Shemar Jean-Charles	DB	5-10	184	6/20/98	4	Appalachian State	Miramar, Fla.
46	Adam Prentice	FB	6-0	245	1/16/97	4	South Carolina	Clovis, Calif.
98	Payton Turner	DE	6-6	270	1/7/99	4	Houston	Houston, Texas
20	Pete Werner	LB	6-3	242	6/5/98	4	Ohio State	Indianapolis, Ind.
67	Landon Young	T	6-7	321	8/21/97	4	Kentucky	Lexington, Ky.
52	D'Marco Jackson	LB	6-1	233	7/20/98	3	Appalachian State	Spartanburg, S.C.
70	Trevor Penning	T	6-7	325	5/15/99	3	Northern Iowa	Mason City, Iowa
95	John Ridgeway III	DT	6-5	321	5/7/99	3	Arkansas	Bloomington, Ill.
1	Alontae Taylor	CB	6-1	199	12/3/98	3	Tennessee	Manchester, Tenn.
90	Bryan Bresee	DT	6-5	305	10/6/01	2	Clemson	Damascus, Md.
55	Isaiah Foskey	DE	6-5	270	10/30/00	2	Notre Dame	Concord, Calif.
19	Blake Grupe	K	5-7	156	11/5/98	2	Notre Dame	Sedalia, Mo.
3	Jake Haener	QB	6-1	200	3/10/99	2	Fresno State	Danville, Calif.
31	Jordan Howden	DB	6-0	209	5/14/00	2	Minnesota	San Diego, Calif.
64	Nick Saldiveri	OL	6-6	316	8/14/00	2	Old Dominion	Monroe, N.C.
45	Nephi Sewell	LB	6-0	228	12/19/98	2	Utah	St. George, Utah
33	Jordan Mims	RB	6-0	205	6/16/99	1	Fresno State	Atherton, Calif.
58	Anfernee Orji	LB	6-2	230	10/6/00	1	Vanderbilt	Rockwall, Texas
97	Khristian Boyd	DT	6-2	320	2/23/00	R	Northern Iowa	Blue Springs, Mo.
53	Jaylan Ford	LB	6-2	240	11/28/01	R	Texas	Frisco, Texas
75	Taliese Fuaga	T	6-6	324	4/5/02	R	Oregon State	Tacoma, Wash.
43	Matthew Hayball	P	6-0	189	3/12/97	R	Vanderbilt	West Adelaide, Australia
60	Kyle Hergel	G	6-2	315	10/7/99	R	Boston College	Mississauga, Ontario, Canada
85	Dallin Holker	TE	6-3	241	4/7/00	R	Colorado State	Lehi, Utah
14	Kool-Aid McKinstry	CB	5-11	199	9/30/02	R	Alabama	Pinson, Ala.
36	Rico Payton	CB	6-0	182	11/28/99	R	Pittsburg State	St. Louis, Mo.
18	Spencer Rattler	QB	6-0	211	9/28/00	R	South Carolina	Phoenix, Ariz.
84	Mason Tipton	WR	5-11	187	9/27/00	R	Yale	Akron, Ohio

Players on Active Roster: (53)

Practice Squad: (16)

28	Tre Herndon	DB	5-11	185	3/5/96	7	Vanderbilt	Ooltewah, Tenn.
17	Dante Pettis	WR	6-1	195	10/23/95	6	Washington	San Juan Capistrano, Calif.
13	Equanimeous St. Brown	WR	6-5	214	9/30/96	6	Notre Dame	Anaheim, Calif.
30	Roderic Teamer	S	6-0	205	5/12/97	5	Tulane	New Orleans, La.
76	Austin Deculus	T	6-5	321	3/12/99	3	LSU	Cypress, Texas
91	Kendal Vickers	DT	6-3	295	5/23/95	3	Tennessee	Havelock, N.C.
57	Ryder Anderson	DT	6-6	280	10/15/98	2	Indiana	Katy, Texas
81	Kevin Austin Jr.	WR	6-2	200	3/30/00	1	Notre Dame	Fort Lauderdale, Fla.
86	Michael Jacobson	TE	6-7	244	4/4/97	1	Iowa State	Waukee, Iowa
34	Xazavian Valladay	RB	6-0	198	7/3/98	1	Arizona State	Chicago, Ill.
72	Josiah Ezirim	T	6-6	329	5/21/01	R	Eastern Kentucky	Hilliard, Ohio
80	Jermaine Jackson	WR	5-7	170	6/2/00	R	Idaho	San Leandro, Calif.
35	Jacob Kibodi	RB	6-1	225	10/4/98	R	Louisiana	Baton Rouge, La.
39	Charlie Smyth	K	6-4	210	6/26/01	R	International Pathway Program	Newry, Ireland
44	Isaiah Stalbird	LB	6-1	215	7/18/00	R	South Dakota State	Kearney, Neb.
82	Treyton Welch	TE	6-4	240	1/10/01	R	Wyoming	Buffalo, Minn.

Reserve/Injured: (8)

77	Justin Herron	T	6-5	290	11/27/95	5	Wake Forest	Silver Spring, Md.
29	Paulson Adebo	CB	6-1	192	7/3/99	4	Stanford	Mansfield, Texas
12	Chris Olave	WR	6-0	187	6/27/00	3	Ohio State	San Marcos, Calif.
22	Rashid Shaheed	WR/RS	6-0	180	8/31/98	3	Weber State	San Diego, Calif.
25	Kendre Miller	RB	6-0	220	6/11/02	2	TCU	Mount Enterprise, Texas
76	Camron Peterson	DT	6-5	238	9/13/99	1	Southern	Houston, Texas
28	Rejzohn Wright	CB	6-2	193	9/7/00	1	Oregon State	Union City, Calif.
16	Bub Means	WR	6-2	215	1/10/01	R	Pittsburgh	Lovejoy, Ga.

Practice Squad Injured: (1)

59	Trajan Jeffcoat	DE	6-4	266	10/7/99	R	Arkansas	Columbia, S.C.
----	-----------------	----	-----	-----	---------	---	----------	----------------

Reserve/Physically Unable to Perform: (2)

92	Tanoh Kpassagnon	DE	6-7	289	6/14/94	8	Villanova	Ambler, Pa.
71	Ryan Ramczyk	T	6-6	314	4/22/94	8	Wisconsin	Stevens Point, Wis.

INTERIM HEAD COACH: DARREN RIZZI. Assistants: **Clancy Barone** (Tight Ends), **John Benton** (Offensive Line), **Rick Dennison** (Senior Offensive Assistant), **Jahri Evans** (Offensive Assistant), **Derrick Foster** (Running Backs), **Phil Galiano** (Assistant Special Teams), **Matt Giordano** (Defensive Assistant), **Peter Giunta** (Senior Defensive Assistant), **Todd Grantham** (Defensive Line), **Adam Gristick** (Defensive Assistant), **Michael Hodges** (Linebackers), **Andrew Janocko** (Quarterbacks), **Klint Kubiak** (Offensive Coordinator), **Marwan Maalouf** (Special Teams Assistant), **Mike Martinez** (Assistant to the Head Coach), **DeNarius McGhee** (Assistant Wide Receivers), **Kevin Petry** (Offensive Assistant), **Marcus Robertson** (Secondary), **Jordan Traylor** (Offensive Assistant), **Keith Williams** (Wide Receivers), **Joe Woods** (Defensive Coordinator), **Brian Young** (Pass Rush Specialist).

NEW ORLEANS SAINTS AGE ROSTER (as of 12/2/24)

No.	Name	Pos.	Ht.	Wt.	Age	Exp.	College	H.S. Hometown	How Acquired
56	Demario Davis	LB	6-2	248	35	13	Arkansas State	Brandon, Miss.	UFA-18 (NYJ)
94	Cameron Jordan	DE	6-4	287	35	14	California	Chandler, Ariz.	D1a-11
7	Taysom Hill	TE	6-2	221	34	8	BYU	Pocatello, Idaho	WAI-17 (GB)
4	Derek Carr	QB	6-3	215	33	11	Fresno State	Bakersfield, Calif.	FA-23
32	Tyrann Mathieu	S	5-9	190	32	12	LSU	New Orleans, La.	UFA-22 (KC)
49	Zach Wood	LS	6-3	255	31	8	Southern Methodist	Rowlett, Texas	FA-17
62	Lucas Patrick	OL	6-3	313	31	8	Duke	Brentwood, Tenn.	UFA-24 (CHI)
93	Nathan Shepherd	DT	6-4	315	31	7	Fort Hays State	Ajax, Ontario, Canada	UFA-23 (NYJ)
10	Marquez Valdes-Scantling	WR	6-4	206	30	7	South Florida	St. Petersburg, Fla.	FA-24
21	Jamaal Williams	RB	6-0	224	29	8	BYU	Fontana, Calif.	UFA-23 (DET)
41	Alvin Kamara	RB	5-10	215	29	8	Tennessee	Atlanta, Ga.	D3a-17
11	Cedrick Wilson Jr.	WR	6-2	197	29	7	Boise State	Memphis, Tenn.	UFA-24 (MIA)
5	Will Harris	DB	6-1	206	28	6	Boston College	Suwanee, Ga.	UFA-24 (DET)
48	J.T. Gray	DB	6-0	202	28	7	Mississippi State	Clarksdale, Miss.	FA-18
50	Khalen Saunders	DT	6-0	324	28	6	Western Illinois	St. Louis, Mo.	UFA-23 (KC)
83	Juwan Johnson	TE	6-4	231	28	5	Oregon	Glassboro, N.J.	FA-20
96	Carl Granderson	DE	6-5	261	27	6	Wyoming	Sacramento, Calif.	FA-19
46	Adam Prentice	FB	6-0	245	27	4	South Carolina	Clovis, Calif.	WAI-21 (DEN)
74	Olisaemeka Udoh	OL	6-6	320	27	6	Elon	Fayetteville, N.C.	UFA-24 (MIN)
43	Matthew Hayball	P	6-0	189	27	R	Vanderbilt	West Adelaide, Australia	FA-24
87	Foster Moreau	TE	6-4	250	27	6	LSU	New Orleans, La.	UFA-23 (LV)
66	Shane Lemieux	C/G	6-4	310	27	5	Oregon	Yakima, Wash.	UFA-24 (NYG)
0	Ugo Amadi	S	5-9	201	27	6	Oregon	Nashville, Tenn.	FA-23
67	Landon Young	T	6-7	321	27	4	Kentucky	Lexington, Ky.	D6-21
78	Erik McCoy	C/G	6-4	303	27	6	Texas A&M	Lufkin, Texas	D2-19
6	Willie Gay Jr.	LB	6-1	243	26	5	Mississippi State	Starkville, Miss.	UFA-24 (KC)
20	Pete Werner	LB	6-3	242	26	4	Ohio State	Indianapolis, Ind.	D2-21
27	Shemar Jean-Charles	DB	5-10	184	26	4	Appalachian State	Miramar, Fla.	FA-23
52	D'Marco Jackson	LB	6-1	233	26	3	Appalachian State	Spartanburg, S.C.	D5-22
19	Blake Grupu	K	5-7	156	26	2	Notre Dame	Sedalia, Mo.	FA-23
1	Alontae Taylor	CB	6-1	199	26	3	Tennessee	Manchester, Tenn.	D2-22
45	Nephi Sewell	LB	6-0	228	25	2	Utah	St. George, Utah	FA-22
98	Payton Turner	DE	6-6	270	25	4	Houston	Houston, Texas	D1-21
3	Jake Haener	QB	6-1	200	25	2	Fresno State	Danville, Calif.	D4b-23
99	Chase Young	DE	6-5	265	25	5	Ohio State	Hyattsville, Md.	UFA-24 (SF)
95	John Ridgeway III	DT	6-5	321	25	3	Arkansas	Bloomington, Ill.	TR-24 (WAS)
70	Trevor Penning	T	6-7	325	25	3	Northern Iowa	Mason City, Iowa	D1b-22
51	Cesar Ruiz	C/G	6-4	316	25	5	Michigan	Camden, N.J.	D1-20
33	Jordan Mims	RB	6-0	205	25	1	Fresno State	Atherton, Calif.	FA-23
60	Kyle Hergel	G	6-2	315	25	R	Boston College	Mississauga, Ontario, Canada	FA-24
36	Rico Payton	CB	6-0	182	25	R	Pittsburg State	St. Louis, Mo.	FA-24
97	Khristian Boyd	DT	6-2	320	24	R	Northern Iowa	Blue Springs, Mo.	D6-24
85	Dallin Holker	TE	6-3	241	24	R	Colorado State	Lehi, Utah	FA-24
31	Jordan Howden	DB	6-0	209	24	2	Minnesota	San Diego, Calif.	D5-23
64	Nick Saldiveri	OL	6-6	316	24	2	Old Dominion	Monroe, N.C.	D4a-23
84	Mason Tipton	WR	5-11	187	24	R	Yale	Akron, Ohio	FA-24
18	Spencer Rattler	QB	6-0	211	24	R	South Carolina	Phoenix, Ariz.	D5a-24
58	Anfernee Orji	LB	6-2	230	24	1	Vanderbilt	Rockwall, Texas	FA-23
55	Isaiah Foskey	DE	6-5	270	24	2	Notre Dame	Concord, Calif.	D2-23
90	Bryan Bresee	DT	6-5	305	23	2	Clemson	Damascus, Md.	D1-23
53	Jaylan Ford	LB	6-2	240	23	R	Texas	Frisco, Texas	D5c-24
75	Taliese Fuaga	T	6-6	324	22	R	Oregon State	Tacoma, Wash.	D1-24
14	Kool-Aid McKinstry	CB	5-11	199	22	R	Alabama	Pinson, Ala.	D2-24

Players on Active Roster: (53)

Practice Squad: (16)

91	Kendal Vickers	DT	6-3	295	29	3	Tennessee	Havelock, N.C.	FA-24
17	Dante Pettis	WR	6-1	195	29	6	Washington	San Juan Capistrano, Calif.	FA-24
28	Tre Herndon	DB	5-11	185	28	7	Vanderbilt	Ooltewah, Tenn.	FA-24
13	Equanimeous St. Brown	WR	6-5	214	28	6	Notre Dame	Anaheim, Calif.	UFA-24 (CHI)
86	Michael Jacobson	TE	6-7	244	27	1	Iowa State	Waukee, Iowa	FA-23
30	Roderic Teamer	S	6-0	205	27	5	Tulane	New Orleans, La.	FA-24
34	Xazavian Vailaday	RB	6-0	198	26	1	Arizona State	Chicago, Ill.	FA-24
35	Jacob Kibodi	RB	6-1	225	26	R	Louisiana	Baton Rouge, La.	FA-24
57	Ryder Anderson	DT	6-6	280	26	2	Indiana	Katy, Texas	FA-24
76	Austin Deculus	T	6-5	321	25	3	LSU	Cypress, Texas	FA-24
81	Kevin Austin Jr.	WR	6-2	200	24	1	Notre Dame	Fort Lauderdale, Fla.	FA-24
80	Jermaine Jackson	WR	5-7	170	24	R	Idaho	San Leandro, Calif.	FA-24
44	Isaiah Stalbird	LB	6-1	215	24	R	South Dakota State	Kearney, Neb.	FA-24
82	Treyton Welch	TE	6-4	240	23	R	Wyoming	Buffalo, Minn.	FA-24
72	Josiah Ezirim	T	6-6	329	23	R	Eastern Kentucky	Hilliard, Ohio	D7-24
39	Charlie Smyth	K	6-4	210	23	R	International Pathway Program	Newry, Ireland	FA-24

Reserve/Injured: (8)

77	Justin Herron	T	6-5	290	29	5	Wake Forest	Silver Spring, Md.	FA-24
22	Rashid Shaheed	WR/RS	6-0	180	26	3	Weber State	San Diego, Calif.	FA-22
29	Paulson Adebo	CB	6-1	192	25	4	Stanford	Mansfield, Texas	D3-21
76	Camron Peterson	DT	6-5	280	25	1	Southern	Houston, Texas	FA-24
12	Chris Olave	WR	6-0	187	24	3	Ohio State	San Marcos, Calif.	D1a-22
28	Rejzohn Wright	CB	6-2	193	24	1	Oregon State	Union City, Calif.	FA-24
16	Bub Means	WR	6-2	215	23	R	Pittsburgh	Lovejoy, Ga.	D5b-24
25	Kendre Miller	RB	6-0	220	22	2	TCU	Mount Enterprise, Texas	D3-23

Practice Squad Injured: (1)

59	Trajan Jeffcoat	DE	6-4	266	25	R	Arkansas	Columbia, S.C.	FA-24
----	-----------------	----	-----	-----	----	---	----------	----------------	-------

Reserve/Physically Unable to Perform: (2)

71	Ryan Ramczyk	T	6-6	314	30	8	Wisconsin	Stevens Point, Wis.	D1b-17
92	Tanoh Kpassagnon	DE	6-7	289	30	8	Villanova	Ambler, Pa.	UFA-21 (KC)

INTERIM HEAD COACH: DARREN RIZZI. Assistants: **Clancy Barone** (Tight Ends), **John Benton** (Offensive Line), **Rick Dennison** (Senior Offensive Assistant), **Jahri Evans** (Offensive Assistant), **Derrick Foster** (Running Backs), **Phil Galiano** (Assistant Special Teams), **Matt Giordano** (Defensive Assistant), **Peter Giunta** (Senior Defensive Assistant), **Todd Grantham** (Defensive Line), **Adam Gristick** (Defensive Assistant), **Michael Hodges** (Linebackers), **Andrew Janocko** (Quarterbacks), **Klint Kubiak** (Offensive Coordinator), **Marwan Maalouf** (Special Teams Assistant), **Mike Martinez** (Assistant to the Head Coach), **DeNarius McGhee** (Assistant Wide Receivers), **Kevin Petry** (Offensive Assistant), **Marcus Robertson** (Secondary), **Jordan Traylor** (Offensive Assistant), **Keith Williams** (Wide Receivers), **Joe Woods** (Defensive Coordinator), **Brian Young** (Pass Rush Specialist).

NEW ORLEANS SAINTS UNOFFICIAL DEPTH CHART (as of 12/2/24)

OFFENSE

WR	10 Marquez Valdes-Scantling		
LT	75 <u>Taliase Fuaga</u>	67 Landon Young	
LG	62 Lucas Patrick	64 Nick Saldiveri	
C	78 Erik McCoy	66 Shane Lemieux	
RG	51 Cesar Ruiz	60 <u>Kyle Hergel</u>	
RT	70 Trevor Penning	74 Olisaemeka Udoh	
TE	87 Foster Moreau	83 Juwan Johnson	
TE	7 Taysom Hill	85 <u>Dallin Holker</u>	
WR	11 Cedrick Wilson Jr.	84 <u>Mason Tipton</u>	
QB	4 Derek Carr	3 Jake Haener or 18 <u>Spencer Rattler</u>	
RB	41 Alvin Kamara	21 Jamaal Williams	33 Jordan Mims
FB	46 Adam Prentice		

DEFENSE

RDE	96 Carl Granderson or 99 Chase Young	55 Isaiah Foskey	
DT	50 Khalen Saunders	97 <u>Khristian Boyd</u>	
DT	93 Nathan Shepherd	90 Bryan Bresee	95 John Ridgeway III
LDE	94 Cameron Jordan	98 Payton Turner	
WILL	20 Pete Werner	58 Anfernee Orji	45 Nephi Sewell
MLB	56 Demario Davis	52 D'Marco Jackson	
SAM	6 Willie Gay Jr.	58 Anfernee Orji	53 <u>Jaylan Ford</u>
LCB	1 Alontae Taylor	36 <u>Rico Payton</u>	27 Shemar Jean-Charles
SS	5 Will Harris	48 J.T. Gray	
FS	32 Tyrann Mathieu	31 Jordan Howden	
RCB	14 Kool-Aid McKinstry	0 Ugo Amadi	

SPECIAL TEAMS

P	43 <u>Matthew Hayball</u>
K	19 Blake Grupe
KO	19 Blake Grupe
LS	49 Zach Wood
H	43 <u>Matthew Hayball</u>
PR	84 <u>Mason Tipton</u>
KR	21 Jamaal Williams

HOW THE SAINTS WERE BUILT (as of 12/2/24) - REGULAR SEASON

	DRAFT	TRADES	WAIVERS	FREE AGENTS	
2011	DE Cameron Jordan (1a)				1
2017	RB Alvin Kamara (3)		TE Taysom Hill (GB)	LS Zach Wood (FA)	3
2018				LB Demario Davis (UFA-NYJ) DB J.T. Gray (Rookie FA)	2
2019	C/G Erik McCoy (2)			DE Carl Granderson (Rookie FA)	2
2020	C/G Cesar Ruiz (1)			TE Juwan Johnson (Rookie FA)	2
2021	DE Payton Turner (1) LB Pete Werner (2) T Landon Young (6)		FB Adam Prentice (DEN)		4
2022	T Trevor Penning (1b) CB Alontae Taylor (2) LB D'Marco Jackson (5)			S Tyrann Mathieu (UFA-KC) LB Nephi Sewell (Rookie FA)	5
2023	DT Bryan Bresee (1) DE Isaiah Foskey (2) OL Nick Saldiveri (4a) QB Jake Haener (4b) DB Jordan Howden (5)			S Ugo Amadi (FA) QB Derek Carr (FA) K Blake Grupe (Rookie FA) DB Shemar Jean-Charles (FA) RB Jordan Mims (FA) TE Foster Moreau (UFA-LV) LB Anfernee Orji (Rookie FA) DT Khalen Saunders (UFA-KC) DT Nathan Shepherd (UFA-NYJ) RB Jamaal Williams (UFA-DET)	15
2024	T Taliase Fuaga (1) CB Kool-Aid McKinstry (2) QB Spencer Rattler (5a) LB Jalyan Ford (5c) DT Khristian Boyd (6)	DT John Ridgeway III (WAS)		LB Willie Gay Jr. (UFA-KC) DB Will Harris (FA) P Matthew Hayball (Rookie FA) G Kyle Hergel (Rookie FA) TE Dallin Holker (Rookie FA) C/G Shane Lemieux (FA) OL Lucas Patrick (FA) CB Rico Payton (Rookie FA) WR Mason Tipton (Rookie FA) OL Olisaemeka Udoh (UFA-MIN) WR Marquez Valdes-Scantling (FA) WR Cedrick Wilson Jr. (UFA-MIA) DE Chase Young (UFA-SF)	19

NEW ORLEANS SAINTS: WON 4, LOST 8										RUSHING				ATT	YDS	AVG	LONG	TD
DATE	RESULT	OPPONENT			TIME/ATTEND			TEAM				OPPONENTS						
W1- 9/8	W 47-10	CAROLINA			70,007			Kamara				206						
W2- 9/15	W 44-19	at Dallas			93,691			Hill				39						
W3- 9/22	L 12-15	PHILADELPHIA			70,006			Rattler				9						
W4- 9/29	L 24-26	at Atlanta			72,204			Carr				15						
W5- 10/7	L 13-26	at Kansas City			73,592			Miller				9						
W6- 10/13	L 27-51	TAMPA BAY			70,041			Mims				14						
W7- 10/17	L 10-33	DENVER			70,008			Shaheed				6						
W8- 10/27	L 8-26	at Los Angeles Chargers			70,240			Haener				9						
W9- 11/3	L 22-23	at Carolina			70,292			Hayball				1						
W10- 11/10	W 20-17	ATLANTA			70,005			Austin				1						
W11- 11/17	W 35-14	CLEVELAND			70,006			Olave				1						
W13- 12/1	L 14-21	LOS ANGELES RAMS			70,006			J. Jackson				1						
W14- 12/8	at New York Giants			1:00pm ET			TEAM				343							
W15- 12/15	WASHINGTON			1:00pm ET			OPPONENTS				323							
W16- 12/23	at Green Bay			8:15pm ET			RECEIVING				REC							
W17- 12/29	LAS VEGAS			1:00pm ET			Kamara				59							
W18- 1/5	at Tampa Bay			1:00pm ET			Olave				32							
TEAM TOTALS		TEAM			OPPONENTS			Shaheed				20						
FIRST DOWNS		223			249			Johnson				30						
Rushing		90			91			Valdes-Scantling (LG)				10						
Passing		115			136			Valdes-Scantling (TM)				8						
Penalty		18			22			Moreau				17						
3rd Downs		60-156 (38.5%)			52-141 (36.9%)			Hill				23						
4th Downs		11-19 (57.9%)			7-18 (38.9%)			Wilson				12						
AVG. POSSESSION PER 60 MINS		29:34			30:27			Means				9						
TOTAL NET YARDS		4148			4621			Tipton				14						
Avg. Per Game		345.7			385.1			Austin				6						
Total Plays		746			764			Mims				4						
Avg. Per Play		5.6			6.0			Williams				5						
NET YARDS RUSHING		1581			1632			Pettis				3						
Avg. Per Game		131.8			136.0			Miller				2						
Attempts		343			323			TEAM				244						
NET YARDS PASSING		2567			2989			OPPONENTS				262						
Avg. Per Game		213.9			249.1			INTERCEPTIONS				INT						
Sacked/Yards Lost		23/128			27/174			Adebo				3						
Gross Yards		2695			3163			Mathieu				3						
Att-Comp		244-380 (64.2%)			262-414 (63.3%)			Saunders				1						
Had Intercepted		7			12			Abram				1						
PUNTS/AVERAGE		50/44.1			40/44.6			Harris				1						
PUNTS/NET AVERAGE		50/40.4			40/38.0			Jean-Charles				1						
PENALTIES/YARDS		75/725			73/593			Jordan				1						
FUMBLES/LOST		10/6			12/3			Howden				1						
TOUCHDOWNS		31			31			TEAM				12						
Rushing		14			15			OPPONENTS				7						
Passing		16			12			PUNTING				TOT						
Returns		1			4			Hayball				50						
SCORE BY PERIOD		Q1	Q2	Q3	Q4	OT	TOT	TEAM				OPPONENTS						
TEAM		59	115	25	77	0	276	50				2204						
OPPONENTS		43	81	69	88	0	281	40				1784						
TOUCHDOWNS										RET	FC	YDS	AVG	LONG	TD			
Shaheed		9			2			143				15.9						
J. Jackson		7			9			68				9.7						
Pettis		2			4			54				27.0						
Wilson		1			0			0				0.0						
Hill		6			6			0				0						
TEAM		19			15			265				13.9						
Shaheed		4			0			0				24						
OPPONENTS		17			19			123				7.2						
KICKOFF RETURNS										RET	YDS	AVG	LONG	TD				
J. Jackson		8			187			23.4				32						
Shaheed		6			171			28.5				38						
Williams		2			0			0				12						
Carr		1			1			42				42.0						
Hill		1			41			41.0				41						
Means		1			0			6				6						
Olave		1			0			6				6						
Pettis		1			26			26.0				26						
Williams		1			21			21.0				21						
Tipton		1			19			19.0				19						
Wilson		1			0			0				6						
Mims		1			19			19.0				19						
Amadi		0			0			2				2						
TEAM		24			644			26.8				42						
Pettis		0			0			2				2						
OPPONENTS		45			1141			25.4				43						
Defensive 2-Pt Runback:		TM- 0; OPP- 0			FIELD GOALS			<20				20-29						
Safety On Try After TD:		TM- 0; OPP- 0			Grupe			0/0				4/4						
TEAM		31			14			16				1			26/28			
OPPONENTS		31			15			12				4			25/26			
SACKS										FIELD GOAL ATTEMPTS								
Bresee- 6.5; Granderson- 4.5; Taylor- 4.0; C. Young- 3.5; Turner- 2.0; Shepherd- 1.5; Amadi- 1.0; Davis- 1.0; Gay- 1.0; Jordan- 1.0; Saunders- 1.0; TM- 27.0; OPP- 23.0		Grupe: W1-57G,44G,52G,39G; W2-26G; W3-34G,38G; W4-43G; W6-42G,29G; W7-35G; W8-40G,43G,44N; W9-29G,33G,51G; W10-38G,26G; W13-54G,36N,54G																
FUMBLES/LOST										TEAM: W1-57G,44G,52G,39G; W2-26G; W3-34G,38G; W4-43G; W5-; W6-42G,29G; W7-35G; W8-40G,43G,44N; W9-29G,33G,51G; W10-38G,26G; W11-; W13-54G,36N,54G; W14-; W15-; W16-; W17-; W18-								
Rattler- 3/2; Carr- 2/0; Hill- 1/1; Olave- 1/1; Shaheed- 1/1; Wilson- 1/1; Kamara- 1/0; TM- 10/6; OPP- 12/3		OPPONENTS: W1-43G; W2-52G,38G,48G,40G; W3-60N; W4-53G,44G,42G,58G; W5-26G,34G,28G,51N,38G; W6-26G; W7-46G,32G,52G,38G; W8-46G,29G; W9-48G; W10-53N,35B,27G,46N; W11-51N,27N; W13-; W14-; W15-; W16-; W17-; W18-																
PASSING		ATT	COMP	YDS	COMP%	YDS/ATT	TD	TD%	INT	INT%	LONG	SAC/LST	RATING					
Carr		248		169		1926		68.1		7.77		14		5.6				
Rattler		99		59		571		59.6		5.77		1		1.0				
Haener		29		14		177		48.3		6.10		1		3.4				
Hill		4		2		21		50.0		5.25		0		0.0				
TEAM		380		244		2695		64.2		7.09		16		4.2				
OPPONENTS		414		262		3163		63.3		7.64		12		2.9				

NEW ORLEANS SAINTS 2024 DEFENSIVE STATS

Player	Regular Defensive Plays											Special Teams					Miscellaneous			
	TKL	AST	TOT	SACK	YDS	TFL	QH	IN	PD	FF	FR	TKL	AST	FF	FR	BL	TKL	AST	FF	FR
Davis, Demario	37	45	82	1	0	1	0	0	4	0	0	0	0	0	0	0	0	0	0	0
Taylor, Alontae	50	20	70	4	32.5	9	4	0	12	2	0	0	0	0	0	0	0	0	0	0
Werner, Pete	38	19	57	0	0	3	0	0	1	0	0	0	0	0	0	0	0	0	0	0
Adebo, Paulson	43	9	52	0	0	1	1	3	10	0	0	0	0	0	0	0	0	0	0	0
Mathieu, Tyrann	35	10	45	0	0	1	0	3	6	1	1	0	0	0	0	0	0	0	0	0
Granderson, Carl	26	14	40	4.5	28.5	7	10	0	2	1	0	0	0	0	0	0	0	0	0	0
Howden, Jordan	19	21	40	0	0	1	0	1	1	0	0	2	0	0	0	0	0	0	0	0
Amadi, Ugo	28	6	34	1	8	4	0	0	3	0	0	1	0	0	0	0	0	0	0	0
Harris, Will	22	12	34	0	0	1	0	1	3	0	0	0	1	0	0	0	0	0	0	0
Lattimore, Marshon	22	8	30	0	0	0	0	0	2	0	0	0	0	0	0	0	0	0	0	0
Shepherd, Nathan	11	17	28	1.5	10.5	4	6	0	0	0	0	0	0	0	0	0	0	0	0	0
Saunders, Khalen	10	13	23	1	10	1	1	1	1	0	0	0	0	0	0	0	0	0	0	0
McKinstry, Kool-Aid	17	5	22	0	0	1	0	0	3	0	0	1	0	0	0	0	0	0	0	0
Young, Chase	13	8	21	3.5	20.5	7	14	0	1	1	0	0	0	0	0	0	0	0	0	0
Gay Jr., Willie	14	4	18	1	8	2	1	0	3	1	2	5	2	0	0	0	0	0	0	0
Bresee, Bryan	12	6	18	6.5	35	6	11	0	1	1	0	0	0	0	0	0	0	0	0	0
Jordan, Cam	8	10	18	1	5	1	3	1	3	0	0	0	0	0	0	0	0	0	0	0
Abram, Johnathan	10	6	16	0	0	0	0	1	2	0	0	1	2	0	0	0	0	0	0	0
Orji, Anfernee	9	6	15	0	0	2	0	0	0	0	0	6	8	0	0	0	0	0	0	0
Turner, Payton	7	6	13	2	16	3	3	0	3	2	0	2	1	0	0	0	0	0	0	0
Ridgeway III, John	5	6	11	0	0	0	0	0	0	0	0	0	0	0	0	1	0	0	0	0
Jean-Charles, Shemar	4	5	9	0	0	0	0	1	1	0	0	1	0	0	0	0	0	0	0	0
Jackson, D'Marco	3	3	6	0	0	0	0	0	0	0	0	5	3	0	0	0	0	0	0	0
Foskey, Isaiah	2	3	5	0	0	0	0	0	0	0	0	2	5	0	0	0	0	0	0	0
Boyd, Khristian	2	1	3	0	0	0	0	0	0	0	0	0	0	0	0	0	0	0	0	0
Gray, J.T.	2	1	3	0	0	0	0	0	0	1	0	12	8	0	0	1	0	0	0	0
Vickers, Kendal	1	1	2	0	0	0	0	0	0	0	0	0	0	0	0	0	0	0	0	0
Hill, Taysom	1	0	1	0	0	1	0	0	0	1	0	0	0	0	0	0	0	0	0	0
Wilson Jr., Cedrick	0	0	0	0	0	0	0	0	0	0	0	5	3	0	0	0	0	0	0	0
Payton, Rico	0	0	0	0	0	0	0	0	1	0	0	6	3	0	0	0	0	0	0	0
Ford, Jaylan	0	0	0	0	0	0	0	0	0	0	0	0	3	0	0	0	0	0	0	0
Stalbird, Isaiah	0	0	0	0	0	0	0	0	0	0	0	1	2	0	0	0	0	0	0	0
Grupe, Blake	0	0	0	0	0	0	0	0	0	0	0	2	0	0	0	0	0	0	0	0
Holker, Dallin	0	0	0	0	0	0	0	0	0	0	0	0	1	0	0	0	0	0	0	0
Mims, Jordan	0	0	0	0	0	0	0	0	0	0	0	1	1	0	0	0	0	0	0	0
Prentice, Adam	0	0	0	0	0	0	0	0	0	0	0	3	1	0	0	0	0	0	0	0
Wood, Zack	0	0	0	0	0	0	0	0	0	0	0	1	1	0	0	0	0	0	0	0
Olave, Chris	0	0	0	0	0	0	0	0	0	0	0	0	0	0	0	0	2	0	0	0
Shaheed, Rashid	0	0	0	0	0	0	0	0	0	0	0	0	0	0	0	0	3	0	0	0
Bradford, Millard	0	0	0	0	0	0	0	0	0	0	0	1	0	0	0	0	0	0	0	0
Hudson, Khaleke	0	0	0	0	0	0	0	0	0	0	0	0	1	0	0	0	0	0	0	0
Sewell, Nephi	0	0	0	0	0	0	0	0	0	0	0	1	0	0	0	0	0	0	0	0
Valdes-Scantling, Marques	0	0	0	0	0	0	0	0	0	0	0	0	0	0	0	0	1	0	0	0
Carr, Derek	0	0	0	0	0	0	0	0	0	0	0	0	0	0	0	0	0	0	0	1
Rattler, Spencer	0	0	0	0	0	0	0	0	0	0	0	0	0	0	0	0	0	0	0	1
Totals	451	265	716	27	174	56	54	12	63	11	3	59	46	0	0	2	6	0	0	2

Defense: TKL: tackle, AST: assist, TOT: total, INT: interception, PD: pass defense, FF: forced fumble, FR: fumble recovery

Special Teams: BL: kicks blocked.

2024 New Orleans Saints Game Participation

	9/8	9/15	9/23	9/30	10/7	10/13	10/17	10/27	11/3	11/10	11/17	12/1	12/8	12/15	12/23	12/29	1/5	Regular Season
	CAR	@DAL	PHI	@ATL	@KC	TB	DEN	@LAC	@CAR	ATL	CLE	LAR	@NYG	WSH	@GB	LV	@TB	GP-GS-DNP-IA
Abram, Johnathan	PS	PS	PS	PS	PL	PL	PL	XXX	XXX	XXX	XXX	XXX						3-0-0-0
Adebo, Paulson	LCB	LCB	LCB	LCB	LCB	LCB	LCB	IR	IR	IR	IR	IR						7-7-0-0
Amadi, Ugo	PS	PL	PS	PS	PS	PS	PS	PL	PL	NCB	PL	NCB						6-2-0-0
Anderson, Ryder	XXX	XXX	XXX	XXX	XXX	XXX	XXX	XXX	XXX	PS	PS	PS						0-0-0-0
Austin Jr., Kevin	PS	PS	PS	PS	PS	PS	PS	PS	PS	PL	PL	PL						3-0-0-0
Boyd, Khristian	PL	PL	PL	PL	IA	IA	PL	IA	PL	IA	IA	IA						6-0-0-6
Bradford, Millard	PS	PS	PS	PS	PS	PS	PS	PS	PL	PL	IA	XXX						2-0-0-1
Breesee, Bryan	DT	DT	DT	DT	PL	DT	DT	DT	PL	PL	PL	PL						12-7-0-0
Carr, Derek	QB	QB	QB	QB	QB	IA	IA	IA	QB	QB	QB	QB						9-9-0-3
Davis, Demario	MLB	MLB	MLB	IA	MLB	MLB	MLB	MLB	MLB	MLB	MLB	MLB						11-11-0-1
Deculus, Austin	PS	PS	PS	PS	PS	PS	PS	PS	PS	PS	PS	PS						0-0-0-0
Ezirim, Josiah	PS	PS	PS	PS	PS	PS	PS	PS	PS	PS	PS	PS						0-0-0-0
Ford, Jaylan	IA	IA	PL	PL	PL	PL	PL	PL	IA	IA	IA	IA						5-0-0-7
Foskey, Isaiah	PL	PL	PL	PL	PL	PL	PL	PL	PL	PL	PL	PL						12-0-0-0
Fuaga, Talliese	LT	LT	LT	LT	LT	LT	LT	LT	LT	LT	LT	LT						12-12-0-0
Gay Jr., Willie	SLB	PL	SLB	SLB	IA	SLB	SLB	PL	SLB	PL	SLB	PL						11-7-0-1
Granderson, Carl	RDE	RDE	RDE	RDE	RDE	RDE	RDE	RDE	RDE	RDE	RDE	RDE						12-12-0-0
Gray, J.T.	PL	PL	PL	PL	PL	PL	PL	PL	PL	PL	PL	PL						12-0-0-0
Grupe, Blake	PL	PL	PL	PL	PL	PL	PL	PL	PL	PL	PL	PL						12-0-0-0
Haener, Jake	PL	PL	DNP	DNP	PL	DNP	PL	PL	DNP	DNP	PL	DNP						6-0-6-0
Harris, Will	SS	SS	SS	SS	SS	IR	IR	IR	IR	SS	SS	SS						8-8-0-0
Haynesworth, Sincere	XXX	XXX	XXX	XXX	XXX	XXX	XXX	XXX	XXX	XXX	XXX	XXX						0-0-0-0
Hayball, Matthew	PL	PL	PL	PL	PL	PL	PL	PL	PL	PL	PL	PL						12-0-0-0
Hergel, Kyle	PS	PS	PS	PL	PL	PL	PL	PL	XXX	PS	PS	PL						6-0-0-0
Herdon, Tre	XXX	XXX	XXX	XXX	XXX	XXX	XXX	XXX	PL	PS	PS	PS						1-0-0-0
Hill, Taysom	TE	TE	IA	TE	IA	IA	IA	TE	TE	TE	TE	TE						8-8-0-4
Holker, Dallin	IA	IA	DNP	IA	TE	PL	PL	IA	TE	PL	PL	PL						7-1-1-4
Howden, Jordan	PL	PL	PL	PL	PL	SS	SS	SS	SS	PL	PL	PL						12-4-0-0
Hudson, Khaleke	PL	XXX	XXX	XXX	XXX	XXX	XXX	XXX	XXX	XXX	XXX	XXX						1-0-0-0
Jackson, D'Marco	IA	IA	IA	PL	PL	PL	PL	PL	PL	PL	PL	PL						9-0-0-3
Jackson, Jermaine	XXX	XXX	XXX	XXX	PS	PS	PL	PL	PL	PL	XXX	PS						4-0-0-0
Jacobson, Michael	PS	PS	PS	PS	PS	PS	PS	PS	PS	PS	PS	PS						0-0-0-0
Jean-Charles, Shemar	XXX	PS	PS	PS	PS	PS	XXX	PS	RCB	RCB	PL	PL						4-2-0-0
Jeffcoat, Trajan	XXX	XXX	XXX	XXX	XXX	XXX	XXX	XXX	XXX	PS	PS	PS						0-0-0-0
Johnson, Juwan	PL	PL	PL	PL	TE	TE	PL	TE	PL	PL	PL	PL						12-3-0-0
Jordan, Cameron	LDE	LDE	LDE	LDE	LDE	LDE	LDE	LDE	LDE	LDE	LDE	LDE						12-12-0-0
Kamara, Alvin	RB	RB	RB	RB	RB	RB	RB	RB	RB	RB	RB	RB						12-12-0-0
Kibodi, Jacob	PS	PS	PS	PS	XXX	XXX	XXX	XXX	PS	PS	PS	PS						0-0-0-0
Lalos, Niko	PS	PS	PS	PS	PS	PS	PS	PS	PS	XXX	XXX	XXX						0-0-0-0
Lattimore, Marshon	RCB	IA	RCB	RCB	RCB	RCB	RCB	RCB	IA	XXX	XXX	XXX						7-7-0-2
Lemieux, Shane	PS	PS	PS	ST	IR	IR	IR	IR	IR	PL	PL	C						4-2-0-0
Mathieu, Tyrann	FS	FS	FS	FS	FS	FS	FS	FS	FS	FS	FS	FS						12-12-0-0
McCoy, Erik	C	C	C	IR	IR	IR	IR	IR	IR	IR	C	IA						4-4-0-1
McGovern, Connor	XXX	XXX	XXX	XXX	PL	C	C	C	C	C	XXX	XXX						6-5-0-0
McKinstry, Kool-Aid	PL	RCB	PL	PL	PL	PL	PL	LCB	IA	IA	RCB	RCB						10-4-0-2
Means, Bub	PL	PL	IA	PL	PL	PL	PL	PL	IR	IR	IR	IR						7-0-0-1
Miller, Kendre	IR	IR	IR	IR	IR	IA	PL	PL	IR	IR	IR	IR						2-0-0-1
Mims, Jordan	PL	PL	PL	PL	PL	PL	IA	XXX	PL	PL	PL	PL						10-0-0-1
Moreau, Foster	TE	TE	TE	TE	TE	TE	TE	TE	TE	TE	TE	TE						12-12-0-0
Olave, Chris	WR	WR	WR	WR	WR	WR	IA	WR	WR	IR	IR	IR						8-8-0-1
Orji, Anfernee	PL	PL	PL	PL	WLB	PL	PL	PL	PL	PL	PL	PL						12-1-0-0
Patrick, Lucas	LG	LG	LG	LG	LG	IA	PL	LG	LG	IA	IA	IA						8-7-0-4
Payton, Rico	PL	PL	PL	PL	PL	PL	PL	PL	IA	PL	PL	PL						11-0-0-1
Penning, Trevor	RT	RT	RT	RT	RT	RT	RT	RT	RT	RT	RT	RT						12-12-0-0
Perry, A.T.	IA	IA	IA	IA	XXX	XXX	XXX	XXX	XXX	XXX	XXX	XXX						0-0-0-4
Pettis, Dante	XXX	XXX	XXX	XXX	XXX	XXX	PS	PS	PS	PL	PL	PL						3-0-0-0
Prentice, Adam	PL	PL	FB	PL	PL	PL	FB	PL	PL	FB	FB	FB						12-5-0-0
Rattler, Spencer	IA	IA	IA	IA	IA	QB	QB	QB	IA	IA	IA	IA						3-3-0-9
Reed, Chris	XXX	XXX	XXX	PS	PS	PL	PS	XXX	XXX	XXX	XXX	XXX						1-0-0-0
Ridgeway III, John	IA	PL	PL	IA	PL	PL	PL	PL	IA	PL	PL	PL						9-0-0-3
Ruiz, Cesar	RG	RG	RG	IA	IA	IA	IA	RG	RG	RG	RG	RG						8-8-0-4
Saldiveri, Nick	PL	PL	PL	PL	LG	LG	IA	PL	LG	LG	LG	LG						11-6-0-1
Saunders, Khalel	IA	IA	IA	PL	DT	PL	IA	PL	DT	DT	DT	DT						8-5-0-4
Sewell, Nephie	IR	IR	IR	IR	IR	IR	IR	IR	IR	IR	IR	PL						2-0-0-0
Shaheed, Rashid	WR	WR	WR	WR	PL	WR	IR	IR	IR	IR	IR	IR						6-5-0-0
Shepherd, Nathan	DT	DT	DT	DT	DT	DT	DT	DT	DT	DT	DT	DT						12-12-0-0
Smyth, Charlie	PS	PS	PS	PS	PS	PS	PS	PS	PS	PS	PS	PS						0-0-0-0
Stalbird, Isaiah	PS	PL	PL	PS	PL	PS	PS	PS	PS	PS	PS	PS						3-0-0-0
St. Brown, Equanimeous	PS	PS	PS	PS	PS	PS	PL	PL	PS	PS	PS	PS						2-0-0-0
Taylor, Alontae	PL	NCB	PL	NCB	NCB	NCB	NCB	NCB	LCB	LCB	LCB	LCB						12-10-0-0
Teamer, Roderic	XXX	XXX	XXX	XXX	XXX	XXX	XXX	PL	PL	PS	PS	PS						2-0-0-0
Tipton, Mason	PL	PL	PL	PL	PL	PL	ST	PL	PL	PL	IA	IA						10-1-0-2
Turner, Payton	PL	PL	PL	PL	IA	PL	PL	PL	PL	PL	PL	PL						11-0-0-1
Udoh, Olisaemeka	PL	PL	PL	PL	DNP	DNP	PL	PL	PL	PL	PL	PL						10-0-2-0
Valdes-Scantling, Marquez	XXX	XXX	XXX	XXX	XXX	XXX	XXX	IA	WR	WR	WR	WR						10-4-0-1
Valladay, Xazavian	XXX	XXX	XXX	XXX	XXX	XXX	XXX	XXX	PS	PS	PS	PS						0-0-0-0
Vickers, Kendal	PL	PS	PS	PS	PS	PS	PS	PS	PS	PS	PS	PS						1-0-0-0
Welch, Treyton	PS	PS	PS	PS	PS	PS	PS	PS	PS	PS	PS	PS						0-0-0-0
Werner, Pete	WLB	WLB	WLB	WLB	IA	IA	IA	WLB	WLB	WLB	WLB	WLB						9-9-0-3
Williams, Jamaal	PL	PL	PL	PL	PL	PL	PL	PL	IA	IA	IA	IA						9-0-0-3
Wilson Jr., Cedrick	PL	PL	PL	PL	PL	PL	PL	IA	PL	IA	PL	PL						10-0-0-2
Wood, Zach	PL	PL	PL	PL	PL	PL	PL	PL	PL	PL	PL	PL						12-0-0-0
Young, Chase	PL	PL	PL	PL	PL	PL	PL	PL	PL	PL	PL	PL						12-0-0-0
Young, Landon	PL	PL	PL	RG	RG	RG	RG	PL	PL	PL	PL	PL						12-4-0-0

||
||
||



2024 MINI BIOS & STATS

24 Johnathan Abram

Pos.: S Ht.: 6-0 Wt.: 205 Exp.: 6 College: Mississippi State



Regular Season Career GP/GS: (55/39); 2024: (3/0)

2024 REVIEW: at Kansas City (10/7): Gameday elevation from the practice squad. Rotated in at SS and played on special teams in his season debut, finishing with seven tackles (six solo) and two coverage stops. **vs. Tampa Bay (10/13):** Gameday elevation from the practice squad. Rotated in at SS and played on special teams, finishing with seven tackles (three solo), a career-high two pass breakups, and an interception returned for a career-long 30 yard return. Abram's interception was his first of the 2024 season (second as a Saint) and set up Spencer Rattler's first career touchdown pass. **vs. Denver (10/17):** Gameday elevation from the practice squad. Rotated in at SS and played on special teams, finishing with two tackles (one solo) and one coverage stop. Practice squad contract terminated (10/22).

ADDITIONAL STATS: Special Teams Tackles — (2020, 7), (2021, 2), (2022, 2), (2023, 2), (2024, 3); **Total: 16.**

CAREER HIGHS: Tackles — 13, at Carolina (9/13/20); **Solo Tackles** — 9 (2x), last vs. L.A. Chargers (9/11/22); **Tackles for Loss** — 2, at Cleveland (12/20/21); **Forced Fumbles** — 1, at Tampa Bay (12/31/23); **Fumble Recoveries** — 1 (2x), last vs. Philadelphia (10/24/21); **Special Teams Tackles** — 3, at L.A. Chargers (11/8/20); **Passes Defensed** — 2, vs. Tampa Bay (10/13/24); **Interceptions** — 1 (5x), last vs. Tampa Bay (10/13/24).

24 S Johnathan Abram												
Date	Opp.	GP	ST	Solo	Ast	Total	Sack/Yds	INT/Yds	PD	FF	FR	
10/7	@KC	X		6	1	7	0.0 0.0	0 0	0	0	0	
10/13	TB	X		3	4	7	0.0 0.0	1 30	2	0	0	
10/17	DEN	X		1	1	2	0.0 0.0	0 0	0	0	0	
2024 Season		3	0	10	6	16	0.0 0.0	1 30	2	0	0	
Saints Career		12	3	24	16	40	0.0 0.0	2 30	3	1	0	
Career Totals		55	39	186	110	296	0.0 0.0	5 65	17	1	2	

29 Paulson Adebo

Pos.: CB Ht.: 6-1 Wt.: 192 Exp.: 4 College: Stanford



Regular Season Career GP/GS: (52/51); 2024: (7/7)

2024 REVIEW: vs. Carolina (9/8): Started at LCB, recording five tackles (four solo) with one pass breakup. **at Dallas (9/15):** Started at LCB, finished with five tackles (four solo), two pass breakups, and an interception returned for 47 yards, setting a new career-long. Adebo's first interception of the year set up a Derek Carr rushing touchdown in the second quarter to give the Saints momentum going into halftime. **vs. Philadelphia (9/22):** Started at LCB, recording a team-high ten solo tackles, including one stop for a loss, and a pass breakup. Adebo tied a career-high in total tackles and had the most solo stops of his career on Sunday. **at Atlanta (9/29):** Started at LCB and finished with a career-best and team-leading 12 tackles (ten solo) with three pass breakups and an interception, his second of the season. Adebo's three pass breakups on Sunday also tied a career-high. **at Kansas City (10/7):** Started at LCB and finished with four solo tackles, one QB hit and one pass breakup. **vs. Tampa Bay (10/13):** Made his 50th career NFL start at LCB and tied for the team-high with ten tackles (eight solo), two pass breakups and an interception. Adebo's interception was his third of the season and the tenth of his career. **vs. Denver (10/17):** Started at LCB and finished with six tackles (three solo). Suffered a season-ending leg injury (broken femur) in the second quarter. Placed on Injured Reserve, (10/22).

ADDITIONAL STATS: Special Teams Tackles — (2021, 3); **Total: 3.**

CAREER HIGHS: Tackles — 12, at Atlanta (9/29/24); **Solo Tackles** — 10 (2x), at Atlanta (9/29/24) and vs. Philadelphia (9/22/24); **Special Teams Tackles** — 1 (3x), last vs. Miami (12/27/21); **Passes Defensed** — 3 (3x), last at Atlanta (9/29/24); **Interceptions** — 2, vs. Chicago (11/5/23); **Forced Fumbles** — 1 (2x), vs. Chicago (11/5/23) and vs. Jacksonville (10/19/23); **Fumble Recoveries** — 1 (2x), vs. Chicago (11/5/23) and at Carolina (9/18/23).



2024 MINI BIOS & STATS

29 CB Paulson Adebo													
Date	Opp.	GP	ST	Solo	Ast	Total	Sack/Yds	INT/Yds	PD	FF	FR		
9/8	CAR	X	X	4	1	5	0.0	0.0	0	0	1	0	0
9/15	@DAL	X	X	4	1	5	0.0	0.0	1	47	2	0	0
9/22	PHI	X	X	10	0	10	0.0	0.0	0	0	1	0	0
9/29	@ATL	X	X	10	2	12	0.0	0.0	1	1	3	0	0
10/7	@KC	X	X	4	0	4	0.0	0.0	0	0	1	0	0
10/13	TB	X	X	8	2	10	0.0	0.0	1	20	2	0	0
10/17	DEN	X	X	3	3	6	0.0	0.0	0	0	0	0	0
10/27	@LAC	Reserve/Injured											
11/3	@CAR	Reserve/Injured											
11/10	ATL	Reserve/Injured											
11/17	CLE	Reserve/Injured											
12/1	LAR	Reserve/Injured											
2024 Season		7	7	43	9	52	0.0	0.0	3	68	10	0	0
Career Totals		52	51	208	43	251	0.0	0.0	10	150	43	2	2

0 Ugo Amadi

Pos.: S Ht.: 5-9 Wt.: 205 Exp.: 6 College: Oregon



Regular Season Career GP/GS: (73/15); 2024: (6/2)

2024 REVIEW: at Dallas (9/15): Gameday elevation from the practice squad. Rotated in at SS and played on special teams, finishing with two solo tackles, one pass breakup, and one coverage tackle in his season debut. Signed to the active roster, (10/26). at L.A. Chargers (10/27): Rotated in at SS and played on special teams, recording three solo tackles and a sack, the first of his NFL career. at Carolina (11/3): Rotated in at NCB and played on special teams, finishing with two solo tackles. vs. Atlanta (11/10): Made his first start of his Saints career and the 2024 campaign at NCB. Recorded a career-high nine solo tackles and one pass breakup. Amadi nine total tackles tied a career-best in and his three stops for a loss also marked a new career-high. vs. Cleveland (11/17): Rotated in at NCB and played on special teams, recording nine tackles, (four solo). vs. L.A. Rams (12/1): Started at NCB and played on special teams, finishing with a team-high nine tackles (eight solo) with one pass breakup. Amadi's nine tackles tied a career-high for the third consecutive week.

ADDITIONAL STATS: Special Teams Tackles — (2019, 10), (2020, 5), (2021, 3), (2022, 1), (2023, 2), (2024, 1); **Total: 22**; **Special Teams Fumble Recoveries** — (2019, 1); **Total: 1**.

CAREER HIGHS: Tackles — 9 (3x), last vs. L.A. Rams (12/1/24); **Solo Tackles** — 9, vs. Atlanta (11/10/24); **Tackles for Loss** — 3, vs. Atlanta (11/10/24); **Special Teams Tackles** — 2, vs. Arizona (12/22/19); **Passes Defensed** — 2 (4x), last at Houston (12/21/21); **Interceptions** — 1, vs. Detroit (1/2/22); **Sacks** — 1, at L.A. Chargers (10/27/24); **Forced Fumbles** — 1 (2x), last vs. New Orleans (10/25/21).

0 S Ugo Amadi													
Date	Opp.	GP	ST	Solo	Ast	Total	Sack/Yds	INT/Yds	PD	FF	FR		
9/15	@DAL	X		2	0	2	0.0	0.0	0	0	1	0	0
10/27	@LAC	X		3	0	3	1.0	8.0	0	0	0	0	0
11/3	@CAR	X		2	0	2	0.0	0.0	0	0	0	0	0
11/10	ATL	X	X	9	0	9	0.0	0.0	0	0	1	0	0
11/17	CLE	X		4	5	9	0.0	0.0	0	0	0	0	0
12/1	LAR	X	X	8	1	9	0.0	0.0	0	0	1	0	0
2024 Season		6	2	28	6	34	1.0	8.0	0	0	3	0	0
Saints Career		23	2	33	12	45	1.0	8.0	0	0	5	0	0
Career Totals		73	14	125	32	157	1.0	8.0	1	12	18	2	0



2024 MINI BIOS & STATS

81 Kevin Austin Jr.

Pos.: WR Ht.: 6-2 Wt.: 200 Exp.: 1 College: Notre Dame



Regular Season Career GP/GS: (3/0); 2024: (3/0)

2024 REVIEW: vs. Atlanta (11/10): Gameday elevation off the practice squad. Rotated in on offense and played on special teams in his NFL debut, finishing with two catches for 36 yards. vs. Cleveland (11/17): Gameday elevation off the practice squad. Rotated in on offense and played on special teams, finishing with one catch for 18 yards. vs. L.A. Rams (12/1): Gameday elevation off the practice squad. Rotated in on offense and played on special teams, finishing with a season-high three catches for 31 yards and had one rush for nine yards.

ADDITIONAL STATS: Rushing — (1 rush for 9 yards, 2024); Total: 1 rush for 9 yards.

CAREER HIGHS: Receptions — 3, vs. L.A. Rams (12/1/24); Receiving Yards — 36, vs. Atlanta (11/10/24); Long Reception — 22, vs. Atlanta (11/10/24); Rushing Attempts — 1, vs. L.A. Rams (12/1/24); Rushing Yards — 9, vs. L.A. Rams (12/1/24).

81 WR Kevin Austin Jr.									
				Receiving					
Date	Opp.	GP	ST	Rec	Yds	Avg.	Lg	TD	
11/10	ATL	X		2	36	18.0	22	0	
11/17	CLE	X		1	18	18.0	18	0	
12/1	LAR	X		3	31	10.3	16	0	
2024 Season		3	0	6	85	14.2	22	0	
Career Totals		3	0	6	85	14.2	22	0	

97 Khristian Boyd

Pos.: DT Ht.: 6-2 Wt.: 320 Exp.: R College: Northern Iowa



Regular Season Career GP/GS: (6/0); 2024: (6/0)

2024 REVIEW: vs. Carolina (9/8): Made his NFL debut, recording one assisted tackle. at Dallas (9/15): Rotated in on defense. vs. Philadelphia (9/22): Rotated in on defense. at Atlanta (9/29): Rotated in on defense. at Kansas City (10/7): Inactive. vs. Tampa Bay (10/13): Inactive. vs. Denver (10/17): Rotated in on defense and finished with one solo tackle. at L.A. Chargers (10/27): Inactive. at Carolina (11/3): Rotated in on defense and finished with one solo tackle. vs. Atlanta (11/10): Inactive. vs. Cleveland (11/17): Inactive. vs. L.A. Rams (12/1): Inactive.

97 DT Khristian Boyd												
Date	Opp.	GP	ST	Solo	Ast	Total	Sack/Yds	INT/Yds	PD	FF	FR	
9/8	CAR	X		0	1	1	0.0	0.0	0	0	0	0
9/15	@DAL	X		0	0	0	0.0	0.0	0	0	0	0
9/22	PHI	X		0	0	0	0.0	0.0	0	0	0	0
9/29	@ATL	X		0	0	0	0.0	0.0	0	0	0	0
10/7	@KC			Inactive								
10/13	TB			Inactive								
10/17	DEN	X		1	0	1	0.0	0.0	0	0	0	0
10/27	@LAC			Inactive								
11/3	@CAR	X		1	0	1	0.0	0.0	0	0	0	0
11/10	ATL			Inactive								
11/17	CLE			Inactive								
12/1	LAR			Inactive								
2024 Season		6	0	2	1	3	0.0	0.0	0	0	0	0
Career Totals		6	0	2	1	3	0.0	0.0	0	0	0	0



2024 MINI BIOS & STATS

38 Millard Bradford

Pos.: S Ht.: 5-10 Wt.: 190 Exp.: R College: TCU



Regular Season Career GP/GS: (2/0); 2024: (2/0)

2024 REVIEW: Signed to the active roster, (11/2). **at Carolina (11/3):** Made his NFL debut on special teams. **vs. Atlanta (11/10):** Played on special teams. **vs. Cleveland (11/17):** Inactive. Waived, (11/30).

38 S Millard Bradford												
Date	Opp.	GP	ST	Solo	Ast	Total	Sack/Yds	INT/Yds	PD	FF	FR	
11/3	@CAR	X		0	0	0	0.0	0.0	0	0	0	0
11/10	ATL	X		0	0	0	0.0	0.0	0	0	0	0
11/17	CLE	Inactive										
2024 Season		2	0	0	0	0	0.0	0.0	0	0	0	0
Career Totals		2	0	0	0	0	0.0	0.0	0	0	0	0

90 Bryan Bresee

Pos.: DT Ht.: 6-5 Wt.: 305 Exp.: 2 College: Clemson



Regular Season Career GP/GS: (29/7); 2024: (12/7)

2024 REVIEW: **vs. Carolina (9/8):** Made his first career NFL start in the season opener. **at Dallas (9/15):** Started and recorded two solo tackles, one stop for a loss, a forced fumble, and a sack. Bresee's forced fumble was the first of his career and stalled the Dallas offense in the red-zone. **vs. Philadelphia (9/22):** Started and finished with two solo tackles and two sacks, tying a career-best. **at Atlanta (9/29):** Started and played on special teams, recording one QB hit. **at Kansas City (10/7):** Rotated in on defense and played on special teams, finishing with four tackles (three solo), two QB hits and a sack. **vs. Tampa Bay (10/13):** Started and played on special teams, recording one tackle and one pass breakup. Bresee's pass breakup led to Cam Jordan's interception to stall the Bucs drive before halftime. **vs. Denver (10/17):** Started and played on special teams, finishing with three tackles (two solo). **at L.A. Chargers (10/27):** Started and played on special teams in his 25th career NFL game. **at Carolina (11/3):** Rotated in on defense and special teams, recording one solo tackle and one QB hit. **vs. Atlanta (11/10):** Rotated in on defense and special teams, finishing with one tackle and one QB hit. **vs. Cleveland (11/17):** Rotated in on defense and special teams, recording three tackles (one solo), two QB hits and 1.5 sacks, his third career multi-takedown performance. Bresee leads the Black and Gold with 5.5 sacks on the season, surpassing his total of four from his rookie season in 2023. **vs. L.A. Rams (12/1):** Rotated in on defense and special teams, finishing with one solo tackle, two QB hits, and a sack. Bresee extended his 2024 sack total to 6.5, a career-high and team-best. Bresee is now tied with La'Roi Glover (1997) and Nick Fairley (2016) for the sixth-highest total in Saints history for a defensive tackle in a single season.

CAREER HIGHS: Tackles — 4, vs. Tampa Bay (10/1/23); **Solo Tackles** — 3, vs. Tampa Bay (10/1/23); **Tackles For Loss** — 3, vs. Tampa Bay (10/1/23); **Sacks** — 2 (2x), vs. Philadelphia (9/22/24) and vs. N.Y. Giants (12/17/23); **Quarterback Hits** — 2 (6x), last vs. Cleveland (11/17/24); **Passes Defensed** — 2, at Indianapolis (10/29/23); **Forced Fumbles** — 1, at Dallas (9/15/24).



2024 MINI BIOS & STATS

90 DT Bryan Bresee												
Date	Opp.	GP	ST	Solo	Ast	Total	Sack/Yds	INT/Yds	PD	FF	FR	
9/8	CAR	X	X	0	0	0	0.0	0.0	0	0	0	0
9/15	@DAL	X	X	2	0	2	1.0	3.0	0	0	1	0
9/22	PHI	X	X	2	0	2	2.0	12.0	0	0	0	0
9/29	@ATL	X	X	0	0	0	0.0	0.0	0	0	0	0
10/7	@KC	X		3	1	4	1.0	4.0	0	0	0	0
10/13	TB	X	X	0	1	1	0.0	0.0	0	0	1	0
10/17	DEN	X	X	2	1	3	0.0	0.0	0	0	0	0
10/27	@LAC	X	X	0	0	0	0.0	0.0	0	0	0	0
11/3	@CAR	X		1	0	1	0.0	0.0	0	0	0	0
11/10	ATL	X		0	1	1	0.0	0.0	0	0	0	0
11/17	CLE	X		1	2	3	1.5	7.0	0	0	0	0
12/1	LAR	X		1	0	1	1.0	9.0	0	0	0	0
2024 Season		12	7	12	6	18	6.5	35.0	0	0	1	0
Career Totals		29	7	24	18	42	11.0	77.0	0	0	7	0

4 Derek Carr

Pos.: QB Ht.: 6-3 Wt.: 215 Exp.: 11 College: Fresno State



Regular Season Career GP/GS: (168/168); 2024: (9/9)

2024 REVIEW: vs. Carolina (9/8): Started and finished 19-of-23 passing (82.6 pct.) with 200 yards, 3 TDs and a 142.5 QBR. Also added two carries for 13 yards on the ground in the season opener. Carr led the Black and Gold offense to scoring drives on their first nine possessions, marking the third time the Saints have done it in any game and the first by the club in a season opener. Carr improved his career record as a starter in season openers to 7-4 and is also now 2-0 in season openers with the Black and Gold. **at Dallas (9/15):** Started and finished 11-of-16 passing (68.8 pct.) with 243 yards, 2 TDs, an INT and a 125.0 QBR, including a 70-yard TD pass to Rashid Shaheed in the first quarter, his longest TD pass as a Saint, and had a one-yard TD rush, his first with the Black and Gold. Carr improved his career record as a starter against Dallas to 2-1 and has won four consecutive starts for the first time since the last four games of the 2021 season. **vs. Philadelphia (9/22):** Started and finished 14-of-25 passing (56.0 pct.) with 142 yards, one TD, one INT and a 69.1 QBR. **at Atlanta (9/29):** Started and finished 28-of-36 passing (77.8 pct.) with 236 yards, one INT, a 82.8 QBR, and rushed three times for five yards. **at Kansas City (10/7):** Started and finished 18-of-28 passing (64.3 pct.) with 165 yards, 2 TDs, one INT and a 89.1 QBR. Carr now has 40,089 career passing yards, good for 25th most in NFL history and became the 25th player to eclipse the 40,000 career yardage mark in NFL history. He also became the seventh player in league history to reach 40,000 career passing yards in his first 11 seasons, joining Drew Brees, Peyton Manning, Matt Ryan, Matthew Stafford, Russell Wilson, and Dan Marino. Carr left the game in the fourth quarter with an oblique injury and did not return. **vs. Tampa Bay (10/13):** Inactive (oblique). **vs. Denver (10/17):** Inactive (oblique). **at L.A. Chargers (10/27):** Inactive (oblique). **at Carolina (11/3):** Started in his first game back from an oblique injury and finished 18-of-31 passing for 236 yards (58.1 pct.) with one TD and a 92.6 QBR. Carr now has 40,325 career passing yards, surpassing Pro Football Hall of Fame QB Johnny Unitas (Class of 1979) to move into 24th all-time in NFL history, and also brought his career total in touchdown passes to 251 touchdowns, moving into a tie for 26th all-time with Drew Bledsoe. **vs. Atlanta (11/10):** Started and finished 16-of-25 passing (64.0 pct.) for 269 yards, 2 TDs, a 126.9 QBR, and had four rushes for 17 yards. After Sunday's win over Atlanta, Carr now has 3,700 career completions, surpassing Pro Football Hall of Fame QB Fran Tarkenton (Class of 1986) to move into sole possession of 20th place all-time in league history. Carr also now has 40,594 career passing yards, surpassing Pro Football Hall of Fame QB Joe Montana (Class of 2000) to move into 23rd all-time. **vs. Cleveland (11/17):** Made his 25th start as a Saint and finished 21-of-27 passing (77.8 pct.) for 248 yards with 2 TDs, a 129.6 passer rating and had one eight-yard rush. Carr now has a five-game winning streak against Cleveland as a starter and now has a 5-1 record overall against the Browns. With 255 career touchdown passes, surpassed Joe Flacco and Pro Football Hall of Fame signal-caller Dan Fouts (Class of 1993) all-time to tie for 22nd in league history with Pro Football Hall of Fame passer Sonny Jurgensen (Class of 1983). **vs. L.A. Rams (12/1):** Started and finished 24-of-37 passing (64.9 pct.) for 184 yards, one TD, and rushed twice for 12 yards. Carr now has 256 touchdown passes, surpassing Jurgensen for sole possession of 22nd all-time. He also now has 41,026 career passing yards, surpassing former Saint Kerry Collins to move into 22nd all-time, and extended his streak of throwing zero interceptions in a game to four consecutive contests, marking the first time he's done so as a Saint and the first time since an eight-game stretch from December 8, 2019-October 4, 2020 as a member of the Oakland/Las Vegas Raiders.



2024 MINI BIOS & STATS

CAREER HIGHS: Attempts — 59, at Tampa Bay (10/30/16); **Completions** — 40, at Tampa Bay (10/30/16); **Completion Pct.** — 91.20 (31-for-34), vs. Philadelphia (10/24/21); **Passing Yards** — 513, at Tampa Bay (10/30/16); **Long Pass** — 87, at LA Chargers (12/31/17); **Interceptions** — 3 (4x), last at Pittsburgh (12/24/22); **Passing TDs** — 4 (7x), last vs. Atlanta (1/7/24); **Passer Rating** — 145.5, vs. Atlanta (1/7/24); **Rushes** — 7 (2x), last vs. Denver (10/2/22); **Rushing Yards** — 58, vs. Houston (9/14/14); **Long Rush** — 41, vs. Houston (9/14/14); **Rushing TDs** — 1 (7x), last at Dallas (9/15/24).

4 QB Derek Carr																
Date	Opp.	GP	ST	Passing								Rushing				
				Comp	Att	Pct.	Yards	TD	INT	Lg	Rating	Att	Yds	Avg.	Lg	TD
9/8	CAR	X	X	19	23	82.6%	200	3	0	59t	142.5	2	13	6.5	8	0
9/15	@DAL	X	X	11	16	68.8%	243	2	1	70t	125.0	1	1	1.0	1t	1
9/22	PHI	X	X	14	25	56.0%	142	1	1	29	69.1	2	3	1.5	4	0
9/29	@ATL	X	X	28	36	77.8%	239	0	1	25	82.8	3	5	1.7	5	0
10/7	@KC	X	X	18	28	64.3%	165	2	1	43t	89.1	0	0	0.0	0	0
10/13	TB	Inactive														
10/17	DEN	Inactive														
10/27	@LAC	Inactive														
11/3	@CAR	X	X	18	31	58.1%	236	1	0	25	92.6	0	0	0.0	0	0
11/10	ATL	X	X	16	25	64.0%	269	2	0	67	126.9	4	17	4.3	13	0
11/17	CLE	X	X	21	27	77.8%	248	2	0	71t	129.6	1	8	8.0	8	0
12/1	LAR	X	X	24	37	64.9%	184	1	0	28t	85.9	2	12	6.0	9	0
2024 Season		9	9	169	248	68.1%	1,926	14	4	71t	103.3	15	59	3.9	13	1
Saints Career		26	26	544	796	68.3%	4,804	39	12	71t	99.5	47	99	2.1	13	1
Career Totals		168	168	3,745	5,754	65.1%	41,026	256	111	87	92.8	325	944	2.9	41	7

56 Demario Davis

Pos.: LB Ht.: 6-2 Wt.: 248 Exp.: 13 College: Arkansas State



Regular Season Career GP/GS: (205/191); 2024: (11/11)

2024 REVIEW: vs. Carolina (9/8): Started at MLB, recording four tackles (two solo) and a sack in the season opener, his 30th career sack as a Saints. Davis led the defense to hold Carolina to 193 yards (135 passing and 58 rushing) and 3.5 yards per play. **at Dallas (9/15):** Started at MLB and finished with eight tackles (three solo) and one pass breakup. Davis made his 100th appearance and start as a Saint on Sunday. **vs. Philadelphia (9/22):** Started at MLB and recorded six tackles (four solo). **at Atlanta (9/29):** Inactive (hamstring). **at Kansas City (10/7):** Started at MLB in his return from injury and led the team in tackles with 11 (five solo). Davis now has 704 tackles as a Saint. **vs. Tampa Bay (10/13):** Started at MLB and finished with six tackles (three solo). **vs. Denver (10/17):** Started at MLB in his 200th career NFL game and recorded seven tackles (five solo). **at L.A. Chargers (10/27):** Started at MLB and finished with nine tackles (five solo). **at Carolina (11/3):** Started at MLB and recorded five tackles (three solo). **vs. Atlanta (11/10):** Started at MLB and finished with ten tackles (two solo) and one pass breakup. After Sunday's win over Atlanta, Davis now has 1,401 career tackles, the third-highest career total among active players. **vs. Cleveland (11/17):** Started at MLB and recorded a season-high 13 tackles (three solo), including one stop for a loss, with two pass breakups. Davis' double-digit tackle effort marked the first time as a Saint to have at least ten tackles in back-to-back contests in 2024. **vs. L.A. Rams (12/1):** Started at MLB and finished with three tackles (two solo).

ADDITIONAL STATS: Special Teams Tackles — (2012, 16); (2013, 6); (2014, 2); **Total: 24.**

CAREER HIGHS: Tackles — 15, vs. Kansas City (12/20/20); **Solo Tackles** — 11 (2x), vs. Pittsburgh (11/9/14) and vs. Miami (9/24/17); **Sacks** — 2 (4x), last vs. Cincinnati (10/16/22); **Tackles for Loss** — 4, at Seattle (10/25/21); **Quarterback Hits** — 4 (2x), last vs. Atlanta (11/22/18); **Interceptions** — 1 (3x), last at Tampa Bay (12/5/22); **Passes**



2024 MINI BIOS & STATS

Defensed — 4, at Tampa Bay (11/17/19); **Forced Fumbles** — 1 (3x), last vs. Atlanta (11/22/18); **Fumble Recoveries** — 1 (8x), last at Tampa Bay (12/31/23).

56 LB Demario Davis												
Date	Opp.	GP	ST	Solo	Ast	Total	Sack/Yds	INT/Yds	PD	FF	FR	
9/8	CAR	X	X	2	2	4	1.0	0.0	0	0	0	
9/15	@DAL	X	X	3	5	8	0.0	0.0	0	0	0	
9/22	PHI	X	X	4	2	6	0.0	0.0	0	0	0	
9/29	@ATL	Inactive										
10/7	@KC	X	X	5	6	11	0.0	0.0	0	0	0	
10/13	TB	X	X	3	3	6	0.0	0.0	0	0	0	
10/17	DEN	X	X	5	2	7	0.0	0.0	0	0	0	
10/27	@LAC	X	X	5	4	9	0.0	0.0	0	0	0	
11/3	@CAR	X	X	3	2	5	0.0	0.0	0	0	0	
11/10	ATL	X	X	2	8	10	0.0	0.0	0	0	1	
11/17	CLE	X	X	3	10	13	0.0	0.0	0	0	2	
12/1	LAR	X	X	2	1	3	0.0	0.0	0	0	0	
2024 Season		11	11	37	45	82	1.0	0.0	0	0	4	
Saints Career		109	109	468	289	757	30.0	222.0	2	5	42	
Career Totals		205	191	897	520	1417	43.5	313.5	3	5	59	

53 Jaylan Ford

Pos.: LB **Ht.:** 6-2 **Wt.:** 240 **Exp.:** R **College:** Texas



Regular Season Career GP/GS: (5/0); **2024:** (5/0)

2024 REVIEW: vs. **Carolina (9/8):** Inactive (hamstring). **at Dallas (9/15):** Inactive. **vs. Philadelphia (9/22):** Made his NFL debut on special teams and recorded his first career coverage stop. **at Atlanta (9/29):** Played on special teams. **at Kansas City (10/7):** Played on special teams. **vs. Tampa Bay (10/13):** Played on special teams and recorded two coverage tackles. **vs. Denver (10/17):** Played on special teams. **at L.A. Chargers (10/27):** Inactive. **at Carolina (11/3):** Inactive. **vs. Atlanta (11/10):** Inactive. **vs. Cleveland (11/17):** Inactive. **vs. L.A. Rams (12/1):** Inactive.

ADDITIONAL STATS: Special Teams Tackles — (2024, 3); **Total:** 3.

53 LB Jaylan Ford												
Date	Opp.	GP	ST	Solo	Ast	Total	Sack/Yds	INT/Yds	PD	FF	FR	
9/8	CAR	Inactive										
9/15	@DAL	Inactive										
9/22	PHI	X		0	0	0	0.0	0.0	0	0	0	
9/29	@ATL	X		0	0	0	0.0	0.0	0	0	0	
10/7	@KC	X		0	0	0	0.0	0.0	0	0	0	
10/13	TB	X		0	0	0	0.0	0.0	0	0	0	
10/17	DEN	X		0	0	0	0.0	0.0	0	0	0	
10/27	@LAC	Inactive										
11/3	@CAR	Inactive										
11/10	ATL	Inactive										
11/17	CLE	Inactive										
12/1	LAR	Inactive										
2024 Season		5	0	0	0	0	0.0	0.0	0	0	0	
Career Totals		5	0	0	0	0	0.0	0.0	0	0	0	



2024 MINI BIOS & STATS

55 Isaiah Foskey

Pos.: DE Ht.: 6-5 Wt.: 265 Exp.: 2 College: Notre Dame



Regular Season Career GP/GS: (22/0); 2024: (12/0)

2024 REVIEW: vs. **Carolina (9/8):** Rotated in at DE and saw action on special teams, finishing with three coverage tackles, the first of his career. **at Dallas (9/15):** Rotated in at DE and saw action on special teams, recording one defensive tackle and one coverage stop. **vs. Philadelphia (9/22):** Rotated in at DE and saw action on special teams, finishing with two coverage tackles. **at Atlanta (9/29):** Played on special teams. **at Kansas City (10/7):** Rotated in at DE and played on special teams, finishing with three tackles (two solo) and one coverage stop. **vs. Tampa Bay (10/13):** Rotated in at DE and played on special teams. **vs. Denver (10/17):** Rotated in at DE and played on special teams. **at L.A. Chargers (10/27):** Played on special teams. **at Carolina (11/3):** Played on special teams. **vs. Atlanta (11/10):** Played on special teams. **vs. Cleveland (11/17):** Rotated in at DE and played on special teams, finishing with one tackle. **vs. L.A. Rams (12/1):** Rotated in at DE and played on special teams.

ADDITIONAL STATS: Special Teams Tackles — (2024, 7); **Total: 7.**

CAREER HIGHS: Tackles — 4, at Green Bay (9/24/23); **Solo Tackles** — 3, at Green Bay (9/24/23); **Sacks** — 0.5, at Indianapolis (10/29/23); **Special Teams Tackles** — 3, vs. Carolina (9/8/24); **Quarterback Hits** — 1, at Indianapolis (10/29/23); **Passes Defensed** — 1, at Indianapolis (10/29/23).

55 DE Isaiah Foskey													
Date	Opp.	GP	ST	Solo	Ass	Total	Sack/Yds		INT/Yds		PD	FF	FR
9/8	CAR	X		0	0	0	0.0	0.0	0	0	0	0	0
9/15	@DAL	X		0	1	1	0.0	0.0	0	0	0	0	0
9/22	PHI	X		0	0	0	0.0	0.0	0	0	0	0	0
9/29	@ATL	X		0	0	0	0.0	0.0	0	0	0	0	0
10/7	@KC	X		2	1	3	0.0	0.0	0	0	0	0	0
10/13	TB	X		0	0	0	0.0	0.0	0	0	0	0	0
10/17	DEN	X		0	0	0	0.0	0.0	0	0	0	0	0
10/27	@LAC	X		0	0	0	0.0	0.0	0	0	0	0	0
11/3	@CAR	X		0	0	0	0.0	0.0	0	0	0	0	0
11/10	ATL	X		0	0	0	0.0	0.0	0	0	0	0	0
11/17	CLE	X		0	1	1	0.0	0.0	0	0	0	0	0
12/1	LAR	X		0	0	0	0.0	0.0	0	0	0	0	0
2024 Season		12	0	2	3	5	0.0	0.0	0	0	0	0	0
Career Totals		22	0	7	8	15	0.5	1.5	0	0	1	0	0

75 Taliese Fuaga

Pos.: T Ht.: 6-6 Wt.: 324 Exp.: R College: Oregon State



Regular Season Career GP/GS: (12/12); 2024: (12/12)

2024 REVIEW: vs. **Carolina (9/8):** Started at LT in his NFL debut. Fuaga became the first Saints rookie to start a season opener at the position since Ryan Ramczyk did so in the 2017 season opener against the Minnesota Vikings. **at Dallas (9/15):** Started at LT and helped lead the effort by New Orleans' offensive line to produce 190 rushing yards and four touchdowns. **vs. Philadelphia (9/22):** Started at LT. **at Atlanta (9/29):** Started at LT. **at Kansas City (10/7):** Started at LT. **vs. Tampa Bay (10/13):** Started at LT. **vs. Denver (10/17):** Started at LT. **at L.A. Chargers (10/27):** Started at LT. **at Carolina (11/3):** Started at LT. **vs. Atlanta (11/10):** Started at LT and played on special teams. Suffered a thigh injury in the first quarter but returned in the second quarter. **vs. Cleveland (11/17):** Started at LT and played on special teams and helped the Saints rushing attack to gain a season-high 214 yards. **vs. L.A. Rams (12/1):** Started at LT and played on special teams.



2024 MINI BIOS & STATS

6 Willie Gay Jr.

Pos.: LB Ht.: 6-1 Wt.: 243 Exp.: 5 College: Mississippi State



Regular Season Career GP/GS: (68/54); 2024: (11/7)

2024 REVIEW: vs. **Carolina (9/8):** Started at SLB and saw action on special teams, recording two coverage tackles in his Black and Gold debut. **at Dallas (9/15):** Rotated in at SLB and saw action on special teams, recording one solo tackle and one coverage stop. **vs. Philadelphia (9/22):** Started at SLB and saw action on special teams, finishing with three solo tackles, one coverage stop, and a fumble recovery, his first as a Saint and fifth of his career. **at Atlanta (9/29):** Started at WLB and played on special teams in his 50th career NFL start, recording two tackles (one solo). Left the game in the first quarter after injuring his hand and did not return. **at Kansas City (10/7):** Inactive (hand). **vs. Tampa Bay (10/13):** Started at WLB and finished with four tackles (three solo), a career-best three pass breakups and a sack, his first as a Saint. **vs. Denver (10/17):** Started at WLB and recorded two tackles (one solo) and forced a fumble that he recovered. **at L.A. Chargers (10/27):** Rotated in at SLB and played on special teams, finishing with one solo tackle and one coverage stop. **at Carolina (11/3):** Started at SLB and played on special teams, recording two solo tackles, including one stop for a loss. **vs. Atlanta (11/10):** Rotated in at SLB and played on special teams, finishing with three tackles (two solo) and one special teams stop. **vs. Cleveland (11/17):** Started at SLB and played on special teams. **vs. L.A. Rams (12/1):** Rotated in at SLB and played on special teams.

ADDITIONAL STATS: Special Teams Tackles — (2020, 2), (2024, 7); **Total: 9.**

CAREER HIGHS: Tackles — 11 (2x), last at L.A. Chargers (11/20/22); **Solo Tackles** — 7 (2x), last at L.A. Chargers (11/20/22); **Sacks** — 1 (5x), last vs. Tampa Bay (10/13/24); **Tackles for Loss** — 2 (2x), last at L.A. Chargers (11/20/22); **Quarterback Hits** — 1 (9x), last vs. L.A. Chargers (10/22/23); **Interceptions** — 1 (4x), last at New England (12/17/23); **Interceptions Returned for Touchdowns** — 1, at Denver (12/11/22); **Passes Defensed** — 3, vs. Tampa Bay (10/13/24); **Forced Fumbles** — 1 (3x), last vs. Denver (10/17/24); **Fumble Recoveries** — 1 (6x), last vs. Denver (10/17/24).

6 LB Willie Gay Jr.													
Date	Opp.	GP	ST	Solo	Ast	Total	Sack/Yds	INT/Yds	PD	FF	FR		
9/8	CAR	X	X	0	0	0	0.0	0.0	0	0	0	0	
9/15	@DAL	X		1	0	1	0.0	0.0	0	0	0	0	
9/22	PHI	X	X	3	0	3	0.0	0.0	0	0	0	1	
9/29	@ATL	X	X	1	1	2	0.0	0.0	0	0	0	0	
10/7	@KC	Inactive											
10/13	TB	X	X	3	1	4	1.0	8.0	0	0	3	0	0
10/17	DEN	X	X	1	1	2	0.0	0.0	0	0	0	1	1
10/27	@LAC	X		1	0	1	0.0	0.0	0	0	0	0	0
11/3	@CAR	X	X	2	0	2	0.0	0.0	0	0	0	0	0
11/10	ATL	X		2	1	3	0.0	0.0	0	0	0	0	0
11/17	CLE	X	X	0	0	0	0.0	0.0	0	0	0	0	0
12/1	LAR	X		0	0	0	0.0	0.0	0	0	0	0	0
2024 Season		11	7	14	4	18	1.0	8.0	0	0	3	1	2
Saints Career		11	7	14	4	18	1.0	8.0	0	0	3	1	2
Career Totals		68	54	162	87	249	6.0	33.5	4	85	22	3	6

96 Carl Granderson

Pos.: DE Ht.: 6-5 Wt.: 261 Exp.: 5 College: Wyoming



Regular Season Career GP/GS: (83/36); 2024: (12/12)

2024 REVIEW: vs. **Carolina (9/8):** Made his 25th career start, finishing with three solo tackles. **at Dallas (9/15):** Started, finishing with five tackles (one solo), one stop for a loss, two QB hits, and 1.5 sacks, recording his first sacks of the 2024 season. **vs. Philadelphia (9/22):** Started and recorded five tackles (four solo), one forced fumble, and 1.5 sacks. **at Atlanta (9/29):** Started in his 75th career NFL appearance and played on special teams, finishing with two solo



2024 MINI BIOS & STATS

tackles. **at Kansas City (10/7)**: Started and finished with seven tackles (two solo). **vs. Tampa Bay (10/13)**: Started and recorded two tackles (one solo). **vs. Denver (10/17)**: Started and played on special teams and finished with three solo tackles, including one stop for a loss. **at L.A. Chargers (10/27)**: Started and played on special teams and recorded three tackles (two solo) with one QB hit. **at Carolina (11/3)**: Started and played on special teams and finished with four tackles (three solo) and a half-sack. **vs. Atlanta (11/10)**: Started and played on special teams and recorded a career-high two pass breakups. **vs. Cleveland (11/17)**: Started and played on special teams and finished with four tackles (three solo), including two stops for a loss, and a sack. **vs. L.A. Rams (12/1)**: Started and played on special teams and recorded two solo tackles with two QB hits.

ADDITIONAL STATS: Blocked Field Goals — (2021, 1); **Total: 1**; **Special Teams Tackles** — (2021, 1); **Total: 1**.

CAREER HIGHS: Tackles — 10, at Atlanta (11/26/23); **Solo Tackles** — 5 (3x), last vs. Chicago (11/5/23); **Sacks** — 2, at Carolina (1/3/21); **Tackles for Loss** — 3 (2x), last at New England (10/8/23); **Quarterback Hits** — 4 (2x), last vs. Tennessee (9/10/23); **Forced Fumbles** — 1 (4x), last vs. Philadelphia (9/22/24); **Fumble Recoveries** — 1 (2x), vs. Jacksonville (10/19/23) and at Tampa Bay (12/5/22); **Passes Defensed** — 2, vs. Atlanta (11/10/24); **Blocked Field Goals** — 1, at Carolina (9/19/21).

96 DE Carl Granderson												
Date	Opp.	GP	ST	Solo	Ast	Total	Sack/Yds	INT/Yds	PD	FF	FR	
9/8	CAR	X	X	3	0	3	0.0	0.0	0	0	0	
9/15	@DAL	X	X	1	4	5	1.5	8.0	0	0	0	
9/22	PHI	X	X	4	1	5	1.5	7.0	0	0	1	
9/29	@ATL	X	X	2	0	2	0.0	0.0	0	0	0	
10/7	@KC	X	X	2	5	7	0.0	0.0	0	0	0	
10/13	TB	X	X	1	1	2	0.0	0.0	0	0	0	
10/17	DEN	X	X	3	0	3	0.0	0.0	0	0	0	
10/27	@LAC	X	X	2	1	3	0.0	0.0	0	0	0	
11/3	@CAR	X	X	3	1	4	0.5	2.5	0	0	0	
11/10	ATL	X	X	0	0	0	0.0	0.0	0	0	0	
11/17	CLE	X	X	3	1	4	1.0	11.0	0	0	0	
12/1	LAR	X	X	2	0	2	0.0	0.0	0	0	0	
2024 Season		12	12	26	14	40	4.5	28.5	0	0	2	
Career Totals		83	36	129	90	219	27.5	180.0	0	0	4	

48 J.T. Gray

Pos.: DB **Ht.:** 6-0 **Wt.:** 202 **Exp.:** 7 **College:** Mississippi State



Regular Season Career GP/GS: (93/0); **2024:** (12/0)

2024 REVIEW: vs. Carolina (9/8): Rotated in at S and saw action on special teams, finishing with four coverage tackles. **at Dallas (9/15)**: Rotated in at S and saw action on special teams, finishing with two coverage tackles. **vs. Philadelphia (9/22)**: Played on special teams and blocked the second punt of his career. **at Atlanta (9/29)**: Rotated in at FS and played on special teams, finishing with two coverage tackles. Gray now has 75 special teams stops in his career. **at Kansas City (10/7)**: Played on special teams and finished with two coverage tackles. **vs. Tampa Bay (10/13)**: Rotated in at S and played on special teams, recording a career-best two solo tackles, forced a fumble (first of his career), and added three coverage tackles. **vs. Denver (10/17)**: Played on special teams and recorded one coverage stop. **at L.A. Chargers (10/27)**: Played on special teams and finished with two coverage tackles. **at Carolina (11/3)**: Played on special teams. **vs. Atlanta (11/10)**: Rotated in at SS and played on special teams, recording one tackle and two special teams stops. **vs. Cleveland (11/17)**: Played on special teams and finished with one tackle. Gray now has 19 special teams stops on the season, tying his career-high previously set in 2021. **vs. L.A. Rams (12/1)**: Played on special teams and recorded one coverage tackle, bringing his total to 20 on the season, marking a new career-best, becoming the first Saint with 20 stops in a season since CB Usama Young (2007).

ADDITIONAL STATS: Special Teams Tackles — (2018, 2); (2019, 16); (2020, 7), (2021, 19), (2022, 12), (2023, 11), (2024, 20); **Total: 87**; **Blocked Punts** — (2019, 1), (2024, 1); **Total: 2**; **Special Teams Fumble Recoveries** — (2019, 1), (2020, 2); **Total: 3**.



2024 MINI BIOS & STATS

CAREER HIGHS: Tackles — 2 (3x), last vs. Tampa Bay (10/13/24); **Solo Tackles** — 2, vs. Tampa Bay (10/13/24); **Passes Defensed** — 1, at Carolina (1/3/21); **Sacks** — 1 (2x), vs Seattle (10/9/22) and vs. Carolina (1/8/23); **Tackles for Loss** — 1, vs. Carolina (1/8/23); **Quarterback Hits** — 1 (2x), last vs. Carolina (1/8/23); **Forced Fumbles** — 1, vs. Tampa Bay (10/13/24); **Special Teams Tackles** — 4, at N.Y. Jets (12/12/21); **Blocked Punts** — 1 (2x), vs. Philadelphia (9/22/24) and at Chicago (10/20/19); **Special Teams Fumble Recoveries** — 1, vs. Carolina (11/24/19).

48 DB J.T. Gray												
Date	Opp.	GP	ST	Solo	Ast	Total	Sack/Yds	INT/Yds	PD	FF	FR	
9/8	CAR	X		0	0	0	0.0	0.0	0	0	0	
9/15	@DAL	X		0	0	0	0.0	0.0	0	0	0	
9/22	PHI	X		0	0	0	0.0	0.0	0	0	0	
9/29	@ATL	X		0	0	0	0.0	0.0	0	0	0	
10/7	@KC	X		0	0	0	0.0	0.0	0	0	0	
10/13	TB	X		2	0	2	0.0	0.0	0	0	1	
10/17	DEN	X		0	0	0	0.0	0.0	0	0	0	
10/27	@LAC	X		0	0	0	0.0	0.0	0	0	0	
11/3	@CAR	X		0	0	0	0.0	0.0	0	0	0	
11/10	ATL	X		0	1	1	0.0	0.0	0	0	0	
11/17	CLE	X		0	0	0	0.0	0.0	0	0	0	
12/1	LAR	X		0	0	0	0.0	0.0	0	0	0	
2024 Season		12	0	2	1	3	0.0	0.0	0	0	1	
Career Totals		93	0	8	6	14	2.5	12.5	0	0	1	

19 Blake Grupe

Pos.: K Ht.: 5-7 Wt.: 156 Exp.: 2 College: Notre Dame



Regular Season Career GP: (29); **2024:** (12)

2024 REVIEW: vs. Carolina (9/8): Handled kicking duties, finishing 4-for-4 with a career-long of 57 yards, and went a perfect 5-for-5 on PATs, tying a career-high. Grupe's 17 points scored also set a new career-high and was the second contest of his career where he made two 50+ yard field goals, previously doing so at New England in Week Five of the 2023 season. **at Dallas (9/15):** Handled kicking duties, making lone FG attempt from 26 yards out and finished 5-for-6 on PATs. Added three touchbacks. **vs. Philadelphia (9/22):** Handled kicking duties, finishing 2-for-2 with a long of 38 yards, and added a touchback. **at Atlanta (9/29):** Handled kicking duties, making lone FG attempt from 43 yards out, made all three PATs and added three touchbacks. **at Kansas City (10/7):** Handled kicking duties. Was 1-for-2 on PATs. **vs. Tampa Bay (10/13):** Handled the kicking duties, finishing two-for-two on FG attempts with a long of 42 yards and 2-for-2 on PATs. **vs. Denver (10/17):** Handled kicking duties, making his lone FG attempt from 35 yards out and lone PAT attempt. Also recorded first career coverage tackle. **at L.A. Chargers (10/27):** Handled kicking duties in 25th career NFL game. F2-for-3 on FG attempts with a long of 43 yards. Also added one touchback. **at Carolina (11/3):** Handled kicking duties. Finished 3-for-3 on FG attempts with a long of 51 yards and went 2-for-2 on PATs. Added three touchbacks. **vs. Atlanta (11/10):** Handled the kicking duties, finishing 2-for-2 on FGs with a long of 38 yards and 2-for-2 on PATs. **vs. Cleveland (11/17):** Handled kicking duties, finishing 5-for-5 on PATs and had four touchbacks. **vs. L.A. Rams (12/1):** Handled kicking duties, finishing 2-for-3 on FGs (both from 54 yards out), had one touchback, and recorded one coverage tackle. Third contest of career and second of season with two 50+ yard field goals.

ADDITIONAL STATS: Special Teams Tackles — (2024, 2); **Total: 2; Touchbacks** — (2023, 67), (2024, 17); **Total: 84.**

CAREER HIGHS: Field Goals Made — 5, at Atlanta (11/26/23); **Field Goal Attempts** — 6, at Atlanta (11/26/23); **Longest Field Goal Made** — 57, vs. Carolina (9/8/24); **PATs** — 5 (3x), last at Dallas (9/15/24); **PATs Attempted** — 6, at Dallas (9/15/24); **Points** — 17, vs. Carolina (9/8/24); **Touchbacks** — 7, at Indianapolis (10/29/23).



2024 MINI BIOS & STATS

19 K Blake Grupe

			Field Goals					1-19		20-29		30-39		40-49		50+		PATs		Pts
Date	Opp.	GP	M	A	Pct.	Lg	Blk	M	A	M	A	M	A	M	A	M	A	M	A	Pts
9/8	CAR	X	4	4	100.0%	57	0	0	0	0	0	1	1	1	1	2	2	5	5	17
9/15	@DAL	X	1	1	100.0%	26	0	0	0	1	1	0	0	0	0	0	0	5	6	8
9/22	PHI	X	2	2	100.0%	38	0	0	0	0	0	2	2	0	0	0	0	0	0	6
9/29	@ATL	X	1	1	100.0%	43	0	0	0	0	0	0	0	1	1	0	0	3	3	6
10/7	@KC	X	0	0	--	--	0	0	0	0	0	0	0	0	0	0	0	1	2	1
10/13	TB	X	2	2	100.0%	42	0	0	0	1	1	0	0	1	1	0	0	2	2	8
10/17	DEN	X	1	1	100.0%	35	0	0	0	0	0	1	1	0	0	0	0	1	1	4
10/27	@LAC	X	2	3	66.7%	43	0	0	0	0	0	0	0	2	3	0	0	0	0	6
11/3	@CAR	X	3	3	100.0%	51	0	0	0	1	1	1	1	0	0	1	1	2	2	11
11/10	ATL	X	2	2	100.0%	38	0	0	0	1	1	1	1	0	0	0	0	2	2	8
11/17	CLE	X	0	0	--	--	0	0	0	0	0	0	0	0	0	0	0	5	5	5
12/1	LAR	X	2	3	66.7%	54	0	0	0	0	0	0	1	0	0	2	2	0	0	6
2024 Season		12	20	22	90.9%	57	0	0	0	4	4	6	7	5	6	5	5	26	28	86
Career Totals		29	50	59	84.7%	57	0	0	0	14	16	12	13	13	16	11	14	66	68	216

3 Jake Haener

Pos.: QB Ht.: 6-1 Wt.: 200 Exp.: 1 College: Fresno State



Regular Season Career GP/GS: (6/0); 2024: (6/0)

2024 REVIEW: vs. Carolina (9/8): Made his NFL debut in the fourth quarter. at Dallas (9/15): Saw action in the fourth quarter. vs. Philadelphia (9/22): Dressed but did not play. at Atlanta (9/29): Dressed but did not play. at Kansas City (10/7): Relieved an injured Derek Carr in the fourth quarter, finishing 2-of-7 passing for 17 yards and had two rushes for 11 yards. vs. Tampa Bay (10/13): Dressed but did not play. vs. Denver (10/17): Relieved Spencer Rattler in the fourth quarter and finished 3-of-4 passing (75%) for 38 yards and a TD, the first of his NFL career. at L.A. Chargers (10/27): Relieved Spencer Rattler in the third quarter and finished 9-of-17 passing (52.9%) for 122 yards and had two carries for 10 yards. at Carolina (11/3): Dressed but did not play. vs. Atlanta (11/10): Dressed but did not play. vs. Cleveland (11/17): Took the final snaps in victory formation. vs. L.A. Rams (12/1): Dressed but did not play.

CAREER HIGHS: Attempts — 17, at L.A. Chargers (10/27/24); Completions — 9, at L.A. Chargers (10/27/24); Completion Pct. — 75.0 (3-of-4), vs. Denver (10/17/24); Passing Yards — 122, at L.A. Chargers (10/27/24); Long Pass — 36, at L.A. Chargers (10/27/24); Passing TDs — 1, vs. Denver (10/17/24); Passer Rating — 143.8, vs. Denver (10/17/24); Rushes — 3, at Dallas (10/17/24); Rushing Yards — 11, at Kansas City (10/7/24); Long Rush — 9, at Kansas City (10/17/24).

3 QB Jake Haener

			Passing									Rushing				
Date	Opp.	GP	ST	Comp	Att	Pct.	Yards	TD	INT	Lg	Rating	Att	Yds	Avg.	Lg	TD
9/8	CAR	X		0	1	0.0%	0	0	0	0	39.6	0	0	0	0	0
9/15	@DAL	X		0	0	0.0%	0	0	0	0	0.0	3	-3	-3	-3	0
9/22	PHI			Dressed but did not play												
9/29	@ATL			Dressed but did not play												
10/7	@KC	X		2	7	28.6%	17	0	0	11	39.6	2	11	5.5	9	0
10/13	TB			Dressed but did not play												
10/17	DEN	X		3	4	75.0%	38	1	0	17	143.8	0	0	0	0	0
10/27	@LAC	X		9	17	52.9%	122	0	0	36	76.1	2	10	5.0	5	0
11/3	@CAR			Dressed but did not play												
11/10	ATL			Dressed but did not play												
11/17	CLE	X		0	0	0.0%	0	0	0	0	0.0	0	0	0	0	0
12/1	LAR			Dressed but did not play												
2024 Season		6	0	14	29	48.3%	177	1	0	36	79.2	7	18	0.4	9	0
Career Totals		6	0	14	29	48.3%	177	1	0	36	79.2	7	18	0.4	9	0



2024 MINI BIOS & STATS

5 Will Harris

Pos.: DB Ht.: 6-1 Wt.: 206 Exp.: 6 College: Boston College



Regular Season Career GP/GS: (89/48); 2024: (8/8)

2024 REVIEW: vs. Carolina (9/8): Started at SS and played on special teams in Black and Gold debut, finishing with a tackle, an interception, a pass breakup, and a coverage stop. Interception came on the first defensive play of season, setting up a Blake Grupe 57-yard field goal and set the tone for the Saints defense in opener. **at Dallas (9/15):** Started at SS and played on special teams, finishing with four tackles (three solo) and one pass breakup. **vs. Philadelphia (9/22):** Started at SS and played on special teams, recording six solo stops, including one stop for a loss. **at Atlanta (9/29):** Started at SS and played on special teams, finishing with two solo tackles and a pass breakup. **at Kansas City (10/7):** Started at SS and played on special teams, recording two tackles (one solo). Left game in third quarter (hamstring). Placed on Injured Reserve, (10/12). Activated, (11/9). **vs. Atlanta (11/10):** Started at SS and recorded eight tackles (three solo). **vs. Cleveland (11/17):** Started at SS and played on special teams, finishing with five tackles (two solo). **vs. L.A. Rams (12/1):** Started at SS and played on special teams, recording six tackles (five solo).

ADDITIONAL STATS: Special Teams Tackles — (2019, 7), (2020, 2), (2021, 2), (2022, 4), (2023, 1), (2024, 1); **Total: 17.**

CAREER HIGHS: Tackles — 9 (3x), last vs. Carolina (11/8/23); **Solo Tackles** — 8, vs. Green Bay (1/9/22); **Sacks** — 1, vs. Green Bay (12/29/19); **Tackles for Loss** — 1 (5x), last vs. Philadelphia (9/22/24); **Quarterback Hits** — 1 (4x), last vs. Carolina (10/8/23); **Forced Fumbles** — 1 (2x), last at N.Y. Giants (11/20/22); **Fumble Recoveries** — 1 (2x), last vs. Carolina (10/8/23); **Special Teams Tackles** — 2 (2x), last at Minnesota (9/25/22); **Passes Defensed** — 1 (17x), last at Atlanta (9/29/24); **Interceptions** — 1 (3x), last vs. Carolina (9/8/24).

5 DB Will Harris													
Date	Opp.	GP	ST	Solo	Ast	Total	Sack/Yds	INT/Yds	PD	FF	FR		
9/8	CAR	X	X	0	1	1	0.0	0.0	1	7	1	0	0
9/15	@DAL	X	X	3	1	4	0.0	0.0	0	0	1	0	0
9/22	PHI	X	X	6	0	6	0.0	0.0	0	0	0	0	0
9/29	@ATL	X	X	2	0	2	0.0	0.0	0	0	1	0	0
10/7	@KC	X	X	1	1	2	0.0	0.0	0	0	0	0	0
10/13	TB	Reserve/Injured											
10/17	DEN	Reserve/Injured											
10/27	@LAC	Reserve/Injured											
11/3	@CAR	Reserve/Injured											
11/10	ATL	X	X	3	5	8	0.0	0.0	0	0	0	0	0
11/17	CLE	X	X	2	3	5	0.0	0.0	0	0	0	0	0
12/1	LAR	X	X	5	1	6	0.0	0.0	0	0	0	0	0
2024 Season		8	8	22	12	34	0.0	0.0	1	7	3	0	0
Saints Career		8	8	22	12	34	0.0	0.0	1	7	3	0	0
Career Totals		89	48	186	78	264	1.5	16.5	3	7	17	2	2

43 Matthew Hayball

Pos.: P Ht.: 6-0 Wt.: 189 Exp.: R College: Vanderbilt



Regular Season Career GP: (12); 2024: (12)

2024 REVIEW: vs. Carolina (9/8): Handled punting and holding duties in NFL debut. Punted twice for 73 yards (36.5 gross, 36.5 net) with a long of 38 yards and one downed inside the 20-yard line. **at Dallas (9/15):** Handled the punting and holding duties. Hayball's lone punt went for 49 yards (49.0 gross/net) and was downed inside the 20-yard line. **vs. Philadelphia (9/22):** Handled punting and holding duties, punting four times for 162 yards (40.5 gross, 39.0 net), with a long of 52 yards and had two downed inside the 20-yard line. **at Atlanta (9/29):** Handled punting and holding duties, punting three times for 120 yards (40.0 gross/net) with a long of 48 yards and had all three punts downed inside the



2024 MINI BIOS & STATS

20-yard line. **at Kansas City (10/7)**: Handled punting and holding duties, punting four times for 199 yards (49.8 gross, 41.8 net) with a long of 53 yards (career-long) and one downed inside the 20-yard line. **vs. Tampa Bay (10/13)**: Handled punting and holding duties, punting six times for 266 yards (44.3 gross, 42.3 net) with a long of 58 yards and had three punts downed inside the 20-yard line. **vs. Denver (10/17)**: Handled punting and holding duties, punting six times for 267 yards (44.5 gross, 39.0 net) with three downed inside the 20-yard line, a touchback and a long of 52 yards. **at L.A. Chargers (10/27)**: Handled punting and holding duties, punting a career-high nine times for 437 yards (48.6 gross, 41.0 net) with a career-best five downed inside the 20-yard line, two touchbacks and a career-long of 59 yards. **at Carolina (11/3)**: Handled punting and holding duties, punting four times for 169 yards (42.3 gross, 36.3 net) with a long of 50 yards and one downed inside the 20-yard line. Also converted first fake punt of NFL career, rushing for 11 yards to help set up a 51-yard field goal. **vs. Atlanta (11/10)**: Handled punting and holding duties, punting five times for 224 yards (44.8 gross, 43.2 net) with a long of 51 yards and four downed inside the 20-yard line. **vs. Cleveland (11/17)**: Handled punting and holding duties, punting three punts for 110 yards (36.7 gross/net) with a long of 43 yards and all three downed inside the 20-yard line. **vs. L.A. Rams (12/1)**: Handled punting and holding duties, punting three times for 128 yards (42.7 gross/net) with a long of 49 yards and two downed inside the 20-yard line.

ADDITIONAL STATS: Rushes — (1 rush for 11 yards, 2024).

CAREER HIGHS: Punts — 9, at L.A. Chargers (10/27/24); **Yards** — 437, at L.A. Chargers (10/27/24); **Gross Punting Average** — 49.8, at Kansas City (10/7/24); **Net Punting Average** — 49.0, at Dallas (9/15/24); **Punts Inside the 20-Yard Line** — 5, at L.A. Chargers (10/27/24); **Longest Punt** — 59, at L.A. Chargers (10/27/24).

43 P Matthew Hayball										
Date	Opp.	GP	No	Yds	Avg	Net	TB	In20	Lg	Blk
9/8	CAR	X	2	73	36.5	36.5	0	1	38	0
9/15	@DAL	X	1	49	49.0	49.0	0	1	49	0
9/22	PHI	X	4	162	40.5	39.0	0	2	52	0
9/29	@ATL	X	3	120	40.0	40.0	0	3	48	0
10/7	@KC	X	4	199	49.8	41.8	0	1	53	0
10/13	TB	X	6	266	44.3	42.3	0	3	58	0
10/17	DEN	X	6	267	44.5	39.0	1	3	52	0
10/27	@LAC	X	9	437	48.6	41.0	2	5	59	0
11/3	@CAR	X	4	169	42.3	36.3	0	1	50	0
11/10	ATL	X	5	224	44.8	43.2	0	4	51	0
11/17	CLE	X	3	110	36.7	36.7	0	3	43	0
12/1	LAR	X	3	128	42.7	42.7	0	2	49	0
2024 Season		12	50	2,204	44.1	40.5	3	29	59	0
Career Totals		12	50	2,204	44.1	40.5	3	29	59	0

60 Kyle Hergel

Pos.: G **Ht.:** 6-2 **Wt.:** 315 **Exp.:** R **College:** Boston College



Regular Season Career GP/GS: (6/0); **2024:** (6/0)

2024 REVIEW: **at Atlanta (9/29)**: Gameday elevation from the practice squad. Played on special teams in his NFL debut. **at Kansas City (10/7)**: Signed off the practice squad to the active roster, (10/7). Played on special teams. **vs. Tampa Bay (10/13)**: Played on special teams. **vs. Denver (10/17)**: Rotated in at LG, the first offensive snaps of his NFL career, and played on special teams. **at L.A. Chargers (10/27)**: Played on special teams. Waived, (11/2). Signed to the practice squad, (11/5). Signed to the active roster, (11/30). **vs. L.A. Rams (12/1)**: Played on special teams.

28 Tre Herndon

Pos.: CB **Ht.:** 5-11 **Wt.:** 185 **Exp.:** 7 **College:** Vanderbilt



Regular Season Career GP/GS: (84/34); **2024:** (1/0)

2024 REVIEW: Signed to the practice squad, (10/29). **at Carolina (11/3)**: Gameday elevation from the practice squad. Played on special teams in his Saints debut.



2024 MINI BIOS & STATS

ADDITIONAL STATS: Special Teams Tackles — (2018, 6), (2019, 1), (2022, 2), (2023, 1); **Total: 10.**

CAREER HIGHS: Tackles — 9 (3x), last vs. Tennessee (12/13/20); **Solo Tackles** — 8, at Minnesota (12/6/20); **Sacks** — 1, vs. Houston (11/8/20); **Passes Defensed** — 2 (7x), last at Tampa Bay (12/24/23); **Interceptions** — 2, vs. N.Y. Jets (10/27/19); **Forced Fumbles** — 1 (2x), vs. Las Vegas (11/6/22) and vs. Kansas City (9/17/23); **Fumble Recoveries** — 1, at N.Y. Jets (12/22/22); **Special Teams Tackles** — 2, vs. Tennessee (9/23/18).

28 CB Tre Herndon												
Date	Opp.	GP	ST	Solo	Ast	Total	Sack/Yds	INT/Yds	PD	FF	FR	
11/3	@CAR	X		0	0	0	0.0	0.0	0	0	0	0
2024 Season		1	0	0	0	0	0.0	0.0	0	0	0	0
Saints Career		1	0	0	0	0	0.0	0.0	0	0	0	0
Career Totals		84	34	180	53	233	1.0	8.0	3	0	32	2

7 Taysom Hill

Pos.: TE **Ht.:** 6-2 **Wt.:** 221 **Exp.:** 8 **College:** BYU



Regular Season Career GP/GS: (105/49); **2024:** (8/8)

2024 REVIEW: vs. Carolina (9/8): Started at TE and rotated in at QB, FB, and played on special teams in opener. Rushed five times for 35 yards and caught one pass for one yard. **at Dallas (9/15):** Started at FB and saw action at TE and QB, finishing with 18 rushing yards on three attempts and caught one pass for one yard. Left the game in the fourth quarter (chest) and did not return. **vs. Philadelphia (9/22):** Inactive (chest). **at Atlanta (9/29):** Started on offense and played on special teams in 100th career NFL game, rushing six times for 24 yards and two TDs. With his two rushing touchdowns, Hill now has 40 career touchdowns, surpassing WR Lance Moore for tenth in Saints history and now has 29 career rushing touchdowns, surpassing RBs Chuck Muncie and Pierre Thomas for the fifth-most in club history. Suffered abdomen injury in second quarter and did not return. **at Kansas City (10/7):** Inactive (rib). **vs. Tampa Bay (10/13):** Inactive (rib). **vs. Denver (10/17):** Inactive (rib). **at L.A. Chargers (10/27):** Started and played on special teams in first game back from injury, finishing with four rushes for 20 yards, two catches for 21 yards, and completed his lone pass attempt for three yards. On special teams, Hill rushed a failed punt attempt and helped the punt team secure a safety, the first time the Black and Gold have forced a safety since the 2020 season against the Kansas City Chiefs. **at Carolina (11/3):** Started at TE and played on special teams, finishing with five carries for 19 yards and a TD, four receptions for 41 yards, and 0-for-1 passing. With his rushing touchdown, Hill now has 41 career touchdowns, moving into a tie for ninth in club record books with RB Pierre Thomas. **vs. Atlanta (11/10):** Started at TE and played on special teams, finishing with four carries for 14 yards and had two catches for 36 yards. **vs. Cleveland (11/17):** Started at TE and played on special teams, having the best statistical performance of his career. Hill rushed seven times for a career-high 138 yards (career-high 19.7 avg.) with three touchdowns, tying a career high. As a receiver, Hill had a team-high and career-best eight receptions for 50 yards and had one kickoff return for 42 yards. Hill also went 1-for-2 passing (50 pct.) for 18 yards. Hill's 188 scrimmage yards and 230 all-purpose yards also marked new career-bests. Hill became the first player with three rushing touchdowns, 50 receiving yards and one pass completion in a game since former Kansas City Chiefs RB Ed Podolak on November 25, 1971 at Detroit. He became the first non-running back in NFL history with at least 125 rushing yards and three rushing touchdowns in a game. Combined with his performance against Seattle in Week Five of the 2022 season where he rushed for 112 yards and three rushing touchdowns, he is the first non-running back ever with multiple career games with at least 100 rushing yards and three rushing touchdowns. **vs. L.A. Rams (12/1):** Started at TE and played on special teams, recording five receptions for a team-best 37 yards and rushed five times for 10 yards. Hill left the game in the fourth quarter with a knee injury and did not return.

ADDITIONAL STATS: Special Teams Tackles — (2017, 4), (2018, 6), (2019, 2), (2021, 1), (2023, 2); **Total: 15; Blocked Punts** — (2018, 1); **Total: 1.**

CAREER HIGHS: Passing Attempts — 41, vs. Dallas (12/2/21); **Completions** — 28, at Philadelphia (12/13/20); **Passing Yards** — 291, at Philadelphia (12/13/20); **Long Completion** — 70, vs. Dallas (12/2/21); **Passing TDs** — 2 (3x), last vs. Dallas (12/2/21); **Interceptions** — 4, vs. Dallas (12/2/21); **Receptions** — 8, vs. Cleveland (11/17/24); **Receiving Yards** — 63, vs. Arizona (10/27/19); **Long Reception** — 45, at Carolina (12/29/19); **Receiving TDs** — 1



2024 MINI BIOS & STATS

(11x), last at Tampa Bay (12/31/23); **Rushes** — 14, at Atlanta (12/6/20); **Rushing Yards** — 138, vs. Cleveland (11/17/24); **Long Rush** — 75t, vs. Cleveland (11/17/24); **Rushing TDs** — 3 (2x), vs. Cleveland (11/17/24) and vs. Seattle (10/9/22); **Kickoff Returns** — 3 (2x), vs. Seattle (10/9/22) and at Atlanta (9/23/18); **Kickoff Return Yards** — 69, vs. Seattle (10/9/22); **Long Kickoff Return** — 47, vs. Cleveland (10/6/18); **Special Teams Tackles** — 2 (2x), last at Baltimore (10/21/18); **Special Teams Fumble Recoveries** — 1, vs. Seattle (10/9/22); **Total: 1; Blocked Punts** — 1, at Tampa Bay (12/9/18).

7 TE Taysom Hill																					
				Rushing					Receiving					Passing							
Date	Opp.	GP	ST	Att	Yds	Avg.	Lg	TD	Rec	Yds	Avg.	Lg	TD	Comp	Att	Pct.	Yards	TD	INT	Lg	Rating
9/8	CAR	X	X	5	35	7.0	12	0	1	1	1.0	1	0	0	0	0%	0	0	0	0	0.0
9/15	@DAL	X	X	3	18	6.0	9	0	1	1	1.0	1	0	0	0	0%	0	0	0	0	0.0
9/22	PHI			Inactive																	
9/29	@ATL	X	X	6	24	4.0	7	2	0	0	0.0	0	0	0	0	0%	0	0	0	0	0.0
10/7	@KC			Inactive																	
10/13	TB			Inactive																	
10/17	DEN			Inactive																	
10/27	@LAC	X	X	4	20	5.0	8	0	2	21	10.5	14	0	1	1	100%	3	0	0	3	79.2
11/3	@CAR	X	X	5	19	3.8	7t	1	4	41	10.3	15	0	0	1	0%	0	0	0	0	39.6
11/10	ATL	X	X	4	14	3.5	6	0	2	36	18.0	34	0	0	0	0%	0	0	0	0	0.0
11/17	CLE	X	X	7	138	19.7	75t	3	8	50	6.3	14	0	1	2	50%	18	0	1	18	41.7
12/1	LAR	X	X	5	10	2.0	3	0	5	37	7.4	21	0	0	0	0%	0	0	0	0	0.0
2024 Season		8	8	39	278	7.1	75t	6	23	187	8.1	34	0	2	4	100%	21	0	1	18	26.0
Career Totals		105	49	437	2,437	5.6	75t	33	99	943	9.5	45t	12	193	302	63.9%	2,369	11	9	70t	87.7

85 Dallin Holker

Pos.: TE Ht.: 6-3 Wt.: 241 Exp.: R College: Colorado State



Regular Season Career GP/GS: (7/1); 2024: (7/1)

2024 REVIEW: vs. Carolina (9/8): Inactive (ankle). at Dallas (9/15): Inactive. vs. Philadelphia (9/22): Dressed but did not play. at Atlanta (9/29): Inactive. at Kansas City (10/7): Made his first NFL start on offense. vs. Tampa Bay (10/13): Rotated in on offense and played on special teams. vs. Denver (10/17): Rotated in on offense and played on special teams. at L.A. Chargers (10/27): Inactive. at Carolina (11/3): Rotated in on offense and played on special teams, finishing with one coverage tackle, the first of his career. vs. Atlanta (11/10): Rotated in on offense and played on special teams. vs. Cleveland (11/17): Rotated in on offense and played on special teams. vs. L.A. Rams (12/1): Rotated in on offense and played on special teams.

ADDITIONAL STATS: Special Teams Tackles — (2024, 1); Total: 1.

85 TE Dallin Holker									
				Receiving					
Date	Opp.	GP	ST	Rec	Yds	Avg.	Lg	TD	
9/8	CAR			Inactive					
9/15	@DAL			Inactive					
9/22	PHI			Dressed but did not play					
9/29	@ATL			Inactive					
10/7	@KC	X	X	0	0	0.0	0	0	
10/13	TB	X		0	0	0.0	0	0	
10/17	DEN	X		0	0	0.0	0	0	
10/27	@LAC			Inactive					
11/3	@CAR	X		0	0	0.0	0	0	
11/10	ATL	X		0	0	0.0	0	0	
11/17	CLE	X		0	0	0.0	0	0	
12/1	LAR	X		0	0	0.0	0	0	
2024 Season		7	1	0	0	0.0	0	0	
Career Totals		7	1	0	0	0.0	0	0	



2024 MINI BIOS & STATS

31 Jordan Howden

Pos.: DB Ht.: 6-0 Wt.: 209 Exp.: 2 College: Minnesota



Regular Season Career GP/GS: (28/11); 2024: (12/4)

2024 REVIEW: vs. **Carolina (9/8):** Rotated in at SS and played on special teams, finishing with three tackles, one pass breakup, and an interception, the first of his NFL career. **at Dallas (9/15):** Rotated in at SS and played on special teams, recording two tackles (one solo). **vs. Philadelphia (9/22):** Rotated in at SS and played on special teams, finishing with one solo tackle. **at Atlanta (9/29):** Rotated in at SS and played on special teams, recording one defensive tackle. **at Kansas City (10/7):** Rotated in at SS and played on special teams, finishing with one coverage tackle, the first of his career. **vs. Tampa Bay (10/13):** Made his first start of the 2024 season at SS and played on special teams, recording a team-high ten tackles (three solo), tying a career-best, and recorded one coverage tackle. **vs. Denver (10/17):** Started at SS and played on special teams, finishing with a team-high eight tackles (four solo). **at L.A. Chargers (10/27):** Made the 10th start of his career at SS and played on special teams, recording five tackles (four solo). **at Carolina (11/3):** Started at SS and played on special teams in his 25th career NFL game, finishing with six tackles (one solo), including one stop for a loss. **vs. Atlanta (11/10):** Rotated in at SS and played on special teams, recording one solo tackle. Suffered a shoulder injury in the second quarter but returned in the third quarter. **vs. Cleveland (11/17):** Rotated in at SS and played on special teams, finishing with three solo tackles. **vs. L.A. Rams (12/1):** Rotated in at SS and played on special teams.

ADDITIONAL STATS: Special Teams Tackles — (2024, 2); **Total: 2.**

CAREER HIGHS: Tackles — 10 (2x), vs. Tampa Bay (10/13/24) and vs. Carolina (12/10/23); **Solo Tackles** — 7, vs. Carolina (12/10/23); **Passes Defensed** — 2, at New England, (10/29/23); **Interceptions** — 1, vs. Carolina (9/8/24); **Sacks** — 1, vs. Carolina (12/10/23); **Tackles for Loss** — 1 (2x), at Carolina (11/3/24) and vs. Carolina (12/10/23); **Quarterback Hits** — 1, vs. Detroit (12/3/23); **Forced Fumbles** — 1, vs. Carolina (12/10/23); **Special Teams Tackles** — 1, at Kansas City (10/7/24).

31 DB Jordan Howden													
Date	Opp.	GP	ST	Solo	Ast	Total	Sack/Yds	INT/Yds	PD	FF	FR		
9/8	CAR	X		1	2	3	0.0	0.0	1	-5	1	0	0
9/15	@DAL	X		1	1	2	0.0	0.0	0	0	0	0	0
9/22	PHI	X		1	0	1	0.0	0.0	0	0	0	0	0
9/29	@ATL	X		0	1	1	0.0	0.0	0	0	0	0	0
10/7	@KC	X		0	0	0	0.0	0.0	0	0	0	0	0
10/13	TB	X	X	3	7	10	0.0	0.0	0	0	0	0	0
10/17	DEN	X	X	4	4	8	0.0	0.0	0	0	0	0	0
10/27	@LAC	X	X	4	1	5	0.0	0.0	0	0	0	0	0
11/3	@CAR	X	X	1	5	6	0.0	0.0	0	0	0	0	0
11/10	ATL	X		1	0	1	0.0	0.0	0	0	0	0	0
11/17	CLE	X		3	0	3	0.0	0.0	0	0	0	0	0
12/1	LAR	X		0	0	0	0.0	0.0	0	0	0	0	0
2024 Season		12	4	19	21	40	0.0	0.0	1	-5	1	0	0
Career Totals		28	11	42	41	83	1.0	12.0	1	-5	6	1	0

47 Khaleke Hudson

Pos.: LB Ht.: 6-0 Wt.: 220 Exp.: 5 College: Michigan



Regular Season Career GP/GS: (59/12); 2024: (1/0)

2024 REVIEW: vs. **Carolina (9/8):** Gameday elevation from the practice squad. Played on special teams. Signed off the practice squad by the Cleveland Browns, (9/9).



2024 MINI BIOS & STATS

47 LB Khaleke Hudson												
Date	Opp.	GP	ST	Solo	Ast	Total	Sack/Yds	INT/Yds	PD	FF	FR	
9/8	CAR	X		0	0	0	0.0	0.0	0	0	0	0
2024 Season		1	0	0	0	0	0.0	0.0	0	0	0	0
Saints Career		1	0	0	0	0	0.0	0.0	0	0	0	0
Career Totals		59	12	51	39	90	1.0	3.0	0	0	2	0

52 D'Marco Jackson

Pos.: LB Ht.: 6-1 Wt.: 233 Exp.: 3 College: Appalachian State



Regular Season Career GP/GS: (26/0); 2024: (9/0)

2024 REVIEW: vs. **Carolina (9/8):** Inactive (calf). **at Dallas (9/15):** Inactive (calf). **vs. Philadelphia (9/22):** Inactive (calf). **at Atlanta (9/29):** Rotated in at WLB and played on special teams in his season debut, finishing with three tackles (one solo). **at Kansas City (10/7):** Rotated in at SLB and played on special teams, recording three tackles (two solo) and one coverage stop. **vs. Tampa Bay (10/13):** Played on special teams and finished with one coverage tackle. **vs. Denver (10/17):** Played on special teams. **at L.A. Chargers (10/27):** Played on special teams and finished with one coverage tackle. **at Carolina (11/3):** Played on special teams and recorded a career-high three coverage tackles. **vs. Atlanta (11/10):** Played on special teams and finished with two coverage tackles. **vs. Cleveland (11/17):** Played on special teams in his 25th career game. **vs. L.A. Rams (12/1):** Played on special teams.

ADDITIONAL STATS: Special Teams Tackles — (2023, 8), (2024, 8); **Total: 16; Special Teams Fumble Recoveries** — (2023, 1); **Total: 1.**

CAREER HIGHS: Tackles — 3 (2x), at Kansas City (10/7/24) and at Atlanta (9/29/24); **Solo Tackles** — 2, at Kansas City (10/7/24); **Special Teams Tackles** — 3, at Carolina (11/3/24); **Special Teams Fumble Recoveries** — 1, vs. Carolina (12/10/23).

52 LB D'Marco Jackson												
Date	Opp.	GP	ST	Solo	Ast	Total	Sack/Yds	INT/Yds	PD	FF	FR	
9/8	CAR	Inactive										
9/15	@DAL	Inactive										
9/22	PHI	Inactive										
9/29	@ATL	X		1	2	3	0.0	0.0	0	0	0	0
10/7	@KC	X		2	1	3	0.0	0.0	0	0	0	0
10/13	TB	X		0	0	0	0.0	0.0	0	0	0	0
10/17	DEN	X		0	0	0	0.0	0.0	0	0	0	0
10/27	@LAC	X		0	0	0	0.0	0.0	0	0	0	0
11/3	@CAR	X		0	0	0	0.0	0.0	0	0	0	0
11/10	ATL	X		0	0	0	0.0	0.0	0	0	0	0
11/17	CLE	X		0	0	0	0.0	0.0	0	0	0	0
12/1	LAR	X		0	0	0	0.0	0.0	0	0	0	0
2024 Season		9	0	3	3	6	0.0	0.0	0	0	0	0
Career Totals		26	0	4	6	10	0.0	0.0	0	0	0	0

80 Jermaine Jackson

Pos.: WR/RS Ht.: 5-7 Wt.: 170 Exp.: R College: Idaho



Regular Season Career GP/GS: (4/0); 2024: (4/0)

2024 REVIEW: Signed to the practice squad, (10/1). **vs. Denver (10/17):** Signed to the active roster off practice squad, (10/17). Handled return duties in NFL debut, returning a punt 13 yards and had four kickoff returns for 100 yards. **at L.A. Chargers (10/27):** Handled return duties, returning four punts for 30 yards and one kick for 22 yards. **at Carolina (11/3):** Saw first regular season NFL game action on offense and handled return duties, rushing once for a one yard



2024 MINI BIOS & STATS

loss, returning one punt for seven yards and two kicks for 40 yards. **vs. Atlanta (11/10):** Handled return duties, finishing with one punt return for 18 yards and a 25-yard kickoff return. Waived, (11/16). Signed to practice squad, (11/19).

ADDITIONAL STATS: Rushes — (1 rush for -1 yards, 2024).

CAREER HIGHS: Punt Returns — 4, at L.A. Chargers (10/27/24); **Punt Return Yards** — 30, at L.A. Chargers (10/27/24); **Kickoff Returns** — 4, vs. Denver (10/17/24); **Punt Returns** — 100, vs. Denver (10/17/24); **Rushes** — 1, at Carolina (11/3/24).

80 WR/RS Jermaine Jackson													
				Punt Returns					Kickoff Returns				
Date	Opp.	GP	ST	Ret	Yds	Avg.	Lg	TD	Ret	Yds	Avg.	Lg	TD
10/17	DEN	X		1	13	13.0	13	0	4	100	25.0	32	0
10/27	@LAC	X		4	30	7.5	18	0	1	22	22.0	22	0
11/3	@CAR	X		1	7	7.0	7	0	2	40	20.0	24	0
11/10	ATL	X		1	18	18.0	18	0	1	25	25.0	25	0
2024 Season		4	0	7	68	9.7	18	0	8	187	23.4	32	0
Career Totals		4	0	7	68	9.7	18	0	8	187	23.4	32	0

27 Shemar Jean-Charles

Pos.: CB Ht.: 5-10 Wt.: 184 Exp.: 4 College: Appalachian State



Regular Season Career GP/GS: (32/2); **2024:** (4/2)

2024 REVIEW: Signed to the practice squad, (10/22). Signed to the active roster (11/2). **at Carolina (11/3):** Made his first career start at RCB in place of the injured Kool-Aid McKinstry and recorded two tackles, one pass breakup and an interception, the first of his NFL career. **vs. Atlanta (11/10):** Started at RCB and finished with a career-best seven tackles (four solo). **vs. Cleveland (11/17):** Played on special teams. **vs. L.A. Rams (12/1):** Played on special teams and recorded one coverage tackle, his first of the 2024 campaign.

ADDITIONAL STATS: Special Teams Tackles — (2021, 6), (2022, 3), (2023, 4), (2024, 1); **Total: 14.**

CAREER HIGHS: Tackles — 7, vs. Atlanta (11/10/24); **Solo Tackles** — 4, vs. Atlanta (11/10/24); **Interceptions** — 1, at Carolina (11/3/24); **Passes Defensed** — 1, at Carolina (11/3/24); **Special Teams Tackles** — 2, at Cleveland (10/15/23).

27 CB Shemar Jean-Charles												
Date	Opp.	GP	ST	Solo	Ast	Total	Sack/Yds	INT/Yds	PD	FF	FR	
11/3	@CAR	X	X	1	1	2	0.0	0.0	1	0	1	0
11/10	ATL	X	X	4	3	7	0.0	0.0	0	0	0	0
11/17	CLE	X		0	0	0	0.0	0.0	0	0	0	0
12/1	LAR	X		0	0	0	0.0	0.0	0	0	0	0
2024 Season		4	2	5	4	9	0.0	0.0	1	0	1	0
Saints Career		7	2	5	4	9	0.0	0.0	1	0	1	0
Career Totals		32	2	8	4	12	0.0	0.0	1	0	1	0

83 Juwan Johnson

Pos.: TE Ht.: 6-4 Wt.: 233 Exp.: 5 College: Oregon



Regular Season Career GP/GS: (62/32); **2024:** (12/3)

2024 REVIEW: vs. Carolina (9/8): Rotated in on offense and special teams, finishing with two receptions for 26 yards and a TD in the season opener. Johnson also got his hands on a punt in the fourth quarter, setting up a short field and a Jamaal Williams rushing TD early in the fourth quarter. **at Dallas (9/15):** Rotated in on offense and played on special



2024 MINI BIOS & STATS

teams. **vs. Philadelphia (9/22)**: Rotated in on offense and played on special teams. **at Atlanta (9/29)**: Rotated in on offense and played on special teams, catching two passes for 13 yards. **at Kansas City (10/7)**: Made his first start of the 2024 season on offense and played on special teams, catching five passes for 31 yards. **vs. Tampa Bay (10/13)**: Started and finished with three catches for 48 yards. **vs. Denver (10/17)**: Rotated in on offense and had three catches for 18 yards. **at L.A. Chargers (10/27)**: Started and finished with three catches for 48 yards. **at Carolina (11/3)**: Rotated in on offense and played on special teams, finishing with two catches for 41 yards. **vs. Atlanta (11/10)**: Rotated in on offense and played on special teams, finishing with two catches for 22 yards. **vs. Cleveland (11/17)**: Rotated in on offense and played on special teams, recording three catches for 30 yards with a touchdown, his second of the season. **vs. L.A. Rams (12/1)**: Rotated in on offense and played on special teams, finishing with five catches for 36 yards.

ADDITIONAL STATS: Special Teams Tackles — (2021, 1), (2022, 1); **Total: 2.**

CAREER HIGHS: Receptions — 8, at Tampa Bay (12/31/23); **Receiving Yards** — 90, at Tampa Bay (12/31/23); **Long Reception** — 41, vs. Baltimore (11/7/22); **TD Receptions** — 2 (3x), last vs. Atlanta (12/18/22); **Special Teams Tackles** — 1, at Carolina (9/25/22).

83 TE Juwan Johnson				Receiving				
Date	Opp.	GP	ST	Rec	Yds	Avg.	Lg	TD
9/8	CAR	X		2	26	13.0	16†	1
9/15	@DAL	X		0	0	0.0	0	0
9/22	PHI	X		0	0	0.0	0	0
9/29	@ATL	X		2	13	13.0	8	0
10/7	@KC	X	X	5	31	6.2	11	0
10/13	TB	X	X	3	48	16.0	27	0
10/17	DEN	X		3	18	6.0	12	0
10/27	@LAC	X	X	3	48	16.0	22	0
11/3	@CAR	X		2	41	20.5	25	0
11/10	ATL	X		2	22	11.0	16	0
11/17	CLE	X		3	30	10.0	20	1
12/1	LAR	X		5	36	7.2	21	0
2024 Season		12	3	30	313	10.4	27	2
Career Totals		62	32	126	1,387	11.0	41†	17

94 Cameron Jordan

Pos.: DE **Ht.:** 6-4 **Wt.:** 287 **Exp.:** 14 **College:** California



Regular Season Career GP/GS: (221/220); **2024:** (12/12)

2024 REVIEW: vs. Carolina (9/8): Started at LDE in the season opener, finishing with one tackle. Jordan appeared in his 210th game on Sunday and is now tied for 32nd among defensive lineman with DE Elvin Bethea (Pro Football Hall of Fame Class of 2003). **at Dallas (9/15)**: Started at LDE, recording one solo tackle and one pass breakup. Jordan played in his 211th career game on Sunday and is now tied with DL Trace Armstrong for 31st all-time in NFL history. **vs. Philadelphia (9/22)**: Started at LDE. Jordan played in his 212th career game on Sunday. **at Atlanta (9/29)**: Started at LDE, recording one tackle. Jordan has now played in 213 career games, moving into a tie with Steve McMichael (Pro Football Hall of Fame Class of 2024) and Henry Thomas for 29th all-time for games played among NFL defensive linemen. **at Kansas City (10/7)**: Started at LDE and finished with two tackles (one solo) and one QB hit. **vs. Tampa Bay (10/13)**: Started at LDE, recording one tackle and one interception. Jordan's interception in the second quarter was his first since the 2017 season against the Detroit Lions and the third of his career. **vs. Denver (10/17)**: Started at LDE and finished three tackles (one solo). **at L.A. Chargers (10/27)**: Started at LDE. Jordan played in his 217th career regular season game on Sunday and moved into sole possession of 25th all-time in games played among defensive linemen. **at Carolina (11/3)**: Started at LDE and finished with one solo tackle. Jordan played in his 218th career game on Sunday and moved a tie for 22nd in games played among NFL defensive linemen with Pro Football Hall of Famers Dwight Freeney (Class of 2024) and Alan Page (Class of 1988) along with stalwart nose tackle Joe Nash. **vs. Atlanta (11/10)**: Started at LDE and finished with three tackles (two solo) and a sack. Jordan's sack of QB Kirk Cousins, Jordan



2024 MINI BIOS & STATS

now has 24 sacks against the Falcons, moving into a tie for sixth all-time against a single opponent with Pro Football Hall of Fame DE Reggie White (Class of 2006), who had 24 against the New York Giants. **vs. Cleveland (11/17):** Started at LDE and recorded three tackles (one solo) with a QB hit and one pass breakup. Jordan played in his 220th career game on Sunday and will move into sole possession of 20th place in games played among NFL defensive linemen past Pro Football Hall of Fame DT John Randle (Class of 2010) and stalwart defensive tackle Jeff Zgonina. **vs. L.A. Rams (12/1):** Started at LDE and finished with two tackles (one solo).

ADDITIONAL STATS: Blocked Field Goals — (2015, 1); **Total: 1.**

CAREER HIGHS: Tackles — 13, vs. Washington (9/9/12); **Sacks** — 4, at Atlanta (11/28/19); **Tackles for Loss** — 4, at Atlanta (11/28/19); **Quarterback Hits** — 6, vs. Philadelphia (11/5/12); **Interceptions** — 1 (3x), last vs. Tampa Bay (10/13/24); **Long Interception Return** — 6, at Pittsburgh (11/30/14); **Interception Return TDs** — 1, vs. Detroit (10/15/17); **Passes Defensed** — 4, vs. N.Y. Jets (12/17/17); **Forced Fumbles** — 1 (15x), last at Philadelphia (1/1/23); **Fumble Recoveries** — 1 (11x), last at New England (10/8/23); **Blocked Field Goals** — 1, vs. Atlanta (1/3/16).

94 DE Cameron Jordan													
Date	Opp.	GP	ST	Solo	Ast	Total	Sack/Yds		INT/Yds	PD	FF	FR	
9/8	CAR	X	X	0	1	1	0.0	0.0	0	0	0	0	0
9/15	@DAL	X	X	1	0	1	0.0	0.0	0	0	1	0	0
9/22	PHI	X	X	0	0	0	0.0	0.0	0	0	0	0	0
9/29	@ATL	X	X	0	1	1	0.0	0.0	0	0	0	0	0
10/7	@KC	X	X	1	1	2	0.0	0.0	0	0	0	0	0
10/13	TB	X	X	0	1	1	0.0	0.0	1	0	1	0	0
10/17	DEN	X	X	1	2	3	0.0	0.0	0	0	0	0	0
10/27	@LAC	X	X	0	0	0	0.0	0.0	0	0	0	0	0
11/3	@CAR	X	X	1	0	1	0.0	0.0	0	0	0	0	0
11/10	ATL	X	X	2	1	3	1.0	5.0	0	0	0	0	0
11/17	CLE	X	X	1	2	3	0.0	0.0	0	0	1	0	0
12/1	LAR	X	X	1	1	2	0.0	0.0	0	0	0	0	0
2024 Season		12	12	8	10	18	1.0	5.0	1	0	3	0	0
Career Totals		221	220	487	307	794	118.5	784.5	3	6	66	15	11

41 Alvin Kamara

Pos.: RB **Ht.:** 5-10 **Wt.:** 215 **Exp.:** 8 **College:** Tennessee



Regular Season Career GP/GS: (113/82); **2024:** (12/12)

2024 REVIEW: vs. Carolina (9/8): Started, leading the team in rushing with 15 rushes for 83 yards and a TD, also adding a team-high five catches for 27 yards as a receiver. Kamara finished with 110 yards from scrimmage, making Sunday the 50th time Kamara has recorded 100+ scrimmage yards in a contest. Kamara's five receptions brings his career total to 510, tying him with Warrick Dunn for 16th all-time in league history for running backs. He also extended his team-record in touchdowns with 79 total in his career, tying him for 71st all-time with former Saints RB Terry Allen, James Brooks, Harold Carmichael (Pro Football Hall of Fame Class of 2020) and Todd Gurley II. **at Dallas (9/15):** Started and led the team in offense, rushing 20 times for 115 yards with 3 TDs and caught two passes for 65 yards, including a 57-yard TD reception marked a new career-long. Sunday marked the 12th time Kamara has had both a rushing and receiving score in a game, surpassing Hall of Famer Jim Brown and is now tied for third with Brian Westbrook and Lenny Moore for games with both a rushing and receiving score. With 115 yards on the ground, Kamara now has nine 100-yard rushing games for the Black and Gold and now has 6,027 career rushing yards, joining Mark Ingram II (6,500) and Deuce McAllister (6,096) as only the third Saint with over 6,000 career rushing yards. With his four touchdowns, Kamara became the only Saint to have multiple games with four or more touchdowns. **vs. Philadelphia (9/22):** Started and led the team in rushing, finishing with 26 carries for 87 yards and had three catches for 40 yards. Kamara now has 6,114 career rushing yards and is now second in team history in rushing yards after surpassing Deuce McAllister on Sunday. Kamara also has 515 career receptions, which is tied for 13th all-time among NFL running backs with Emmitt Smith (Pro Football Hall of Fame Class of 2010), and 4,351 career receiving yards, tied for 19th all-time in NFL record books among running backs after surpassing Warrick Dunn. **at Atlanta (9/29):** Started and led the team in rushing,



2024 MINI BIOS & STATS

finishing with 19 carries for 72 yards, one rushing TD and had seven receptions for 42 yards. Kamara extended his team-record in touchdowns with 84 total and is now tied with Pro Football Hall of Fame WR Calvin Johnson (Class of 2021), Andre Rison and Herschel Walker for 59th all-time in touchdowns in NFL history. Kamara now has 10,693 career scrimmage yards, surpassing WR Santana Moss for 99th all-time in NFL history. Kamara also brought his career reception total to 522 career receptions, surpassing LeSean McCoy for 12th all-time among NFL running backs, and now has 4,393 career receiving yards, moving past WR Devery Henderson into seventh place in Saints history. **at Kansas City (10/7):** Made his 75th career start on offense and led the team in rushing and receptions, finishing with 11 rushes for 26 yards and six receptions for 40 yards. Kamara now has 10,644 career scrimmage yards, currently surpassing WR A.J. Green for 97th all-time in NFL history. Kamara's six catches also brought his career reception total to 526, surpassing WR Joe Horn (2000-06) for sole possession of fourth all-time in Saints history. **vs. Tampa Bay (10/13):** Started and led the team in rushing, finishing with 13 carries for 40 yards with a TD and caught five passes for 24 yards. Kamara extended his club-record in career rushing touchdowns to 60 total, now tied for 53rd all-time with Terrell Davis (Pro Football Hall of Fame Class of 2017), Ahman Green and Brandon Jacobs. Kamara also now has 10,714 total yards from scrimmage in his career, surpassing WR Keyshawn Johnson and Pro Football Hall of Fame WR/HB Bobby Mitchell for 95th all-time in NFL history. Kamara also now has 533 career receptions, surpassing WR Eric Martin (1985-93) for third all-time in franchise history. **vs. Denver (10/17):** Started, finishing with seven carries for ten yards and had six catches for 14 yards. Kamara now has 4,471 career receiving yards, surpassing Pro Football HOF RB Thurman Thomas (Class of 2007) for 18th all-time in NFL history among running backs. **at L.A. Chargers (10/27):** Started and led the team in rushing, finishing with ten carries for 67 yards and caught six passes for 55 yards. Kamara now has 6,334 career rushing yards, ranked 85th all-time in league record books, surpassing LeGarrette Blount and Pro Football HOF RB Floyd Little (Class of 2010). **at Carolina (11/3):** Started and rushed 29 times for 155 yards (tying a career-high) and caught a team-best six passes for 60 yards. Kamara's 215 yards from scrimmage was the fifth-highest single game total in franchise history. Kamara's 215 scrimmage yards marked a new career-best and is the first time in his career to have over 200 scrimmage yards. Kamara now has 6,489 career rushing yards, surpassing Brian Westbrook and Wendell Tyler for 84th all-time. He also now has 551 career receptions, surpassing John L. Williams for 11th all-time among NFL running backs. Kamara surpassed Pro Football Hall of Fame RB Marshall Faulk (Class of 2011) on Sunday for the most receptions by a running back in his first eight seasons in NFL history. Kamara also now has 4,586 career and surpassed Pro Football Hall of Fame RB Walter Payton (Class of 1993) on Sunday for 17th place all-time among NFL running backs. **vs. Atlanta (11/10):** Started and rushed 17 times for 55 yards and caught five passes for 54 yards. Kamara now has 6,544 career rushing yards, surpassing his former teammate Mark Ingram II (6,500) for the most all-time in Saints history. Kamara's 109 scrimmage yards was the 56th career game he has recorded over 100 scrimmage yards. He also now has 4,640 career receiving yards, surpassing Earnest Byner for 16th all-time in NFL record books among running backs. **vs. Cleveland (11/17):** Started and finished with 16 carries for 67 yards and had four receptions for 22 yards. Kamara's franchise-record 6,611 rushing yards now rank 78th all-time in NFLs, surpassing former Saints teammate Latavius Murray, Le'Veon Bell and Lawrence McCutcheon after his performance on Sunday. Also now has 4,662 career receiving yards, surpassing John L. Williams to move into 15th all-time among NFL running backs. **vs. L.A. Rams (12/1):** Started and finished with 23 rushes for 112 yards and caught four passes for seven yards. Extended franchise-record career rushing total to 6,723 moving past Mark van Eeghen and former Saint Chuck Muncie to move into 76th all-time in NFL history.

ADDITIONAL STATS: Kickoff Returns for Touchdowns — (2017, 1); **Total: 1; Two-Point Conversions** — (2017, 1), (2018, 3), (2023, 3); **Total: 7.**

CAREER HIGHS: Receptions — 15, at Atlanta (9/23/18); **Receiving Yards** — 139, vs. Green Bay (9/27/20); **Long Reception** — 57t, at Dallas (9/15/24); **Receiving TDs** — 2 (2x), vs. Green Bay (9/27/20) and vs. Las Vegas (10/30/22); **Rushes** — 30, at Atlanta (1/9/22); **Rushing Yards** — 155 (2x), at Carolina (11/3/24) and vs. Minnesota (12/25/20); **Long Rush** — 74, at L.A. Rams (11/26/17); **Rushing TDs** — 6-Tied NFL Record, vs. Minnesota (12/25/20); **Total TDs** — 6 - Tied NFL Record, vs. Minnesota (12/25/20); **Total Yards From Scrimmage** — 215, at Carolina (11/3/24); **Punt Returns** — 3 (4x), last at Washington (10/10/21); **Punt Return Yards** — 32, at Tampa Bay (11/17/19); **Long Punt Return** — 27, at Tampa Bay (11/17/19); **Kickoff Returns** — 4, at Tampa Bay (12/31/17); **Kickoff Return Yards** — 155, at Tampa Bay (12/31/17); **Long Kickoff Return** — 106t, at Tampa Bay (12/31/17); **Total TDs** — 6-Tied NFL Record, vs. Minnesota (12/25/20).



2024 MINI BIOS & STATS

41 RB Alvin Kamara													
Date	Opp.	GP	ST	Rushing					Receiving				
				Att	Yds	Avg.	Lg	TD	Rec	Yds	Avg.	Lg	TD
9/8	CAR	X	X	15	83	5.5	17	1	5	27	5.4	18	0
9/15	@DAL	X	X	20	115	5.8	15	3	2	65	32.5	57t	1
9/22	PHI	X	X	26	87	3.3	16	0	3	40	13.3	27	0
9/29	@ATL	X	X	19	77	5.1	15	1	7	42	6.0	11	0
10/7	@KC	X	X	11	26	2.4	9	0	6	40	6.7	14	0
10/13	TB	X	X	13	40	3.1	7	1	5	24	4.8	8	0
10/17	DEN	X	X	7	10	1.4	6	0	6	14	3.0	6	0
10/27	@LAC	X	X	10	67	6.7	24	0	6	55	9.2	37	0
11/3	@CAR	X	X	29	155	5.3	20	0	6	60	10.0	20	0
11/10	ATL	X	X	17	55	3.2	11	0	5	54	10.8	31	0
11/17	CLE	X	X	16	67	4.2	18	0	4	22	5.5	18	0
12/1	LAR	X	X	23	112	4.9	13	0	4	7	1.8	8	0
2024 Season		12	12	206	894	4.3	24	6	59	450	7.6	57t	1
Career Totals		113	82	1,521	6,723	4.4	74	60	564	4,669	8.3	57t	24

23 Marshon Lattimore

Pos.: CB Ht.: 6-0 Wt.: 192 Exp.: 8 College: Ohio State



Regular Season Career GP/GS: (97/97); 2024: (7/7)

2024 REVIEW: vs. Carolina (9/8): Started at RCB in the season opener, finishing with two solo tackles. Lattimore injured his hamstring in the third quarter and did not return to the contest. **at Dallas (9/15):** Inactive (hamstring/hip). **vs. Philadelphia (9/22):** Started at RCB in his return from injury, recording two tackles (one solo). **at Atlanta (9/29):** Started at RCB and finished with five tackles (three solo) with one pass breakup. **at Kansas City (10/7):** Started at RCB and recorded five tackles (four solo). **vs. Tampa Bay (10/13):** Started at RCB and finished with ten tackles (six solo). **vs. Denver (10/17):** Started at RCB and recorded four solo tackles. Suffered a hamstring injury in the third quarter and did not return. **at L.A. Chargers (10/27):** Started at RCB and finished with two solo tackles and a pass breakup. Lattimore left the game in the fourth quarter with a hamstring injury and did not return. **at Carolina (11/3):** Inactive (hamstring). Traded to the Washington Commanders in exchange for three 2025 draft picks, (11/5).

23 CB Marshon Lattimore													
Date	Opp.	GP	ST	Solo	Ast	Total	Sack/Yds	INT/Yds	PD	FF	FR		
9/8	CAR	X	X	2	0	2	0.0	0.0	0	0	0	0	0
9/15	@DAL	Inactive											
9/22	PHI	X	X	1	1	2	0.0	0.0	0	0	0	0	0
9/29	@ATL	X	X	3	2	5	0.0	0.0	0	0	1	0	0
10/7	@KC	X	X	4	1	5	0.0	0.0	0	0	0	0	0
10/13	TB	X	X	6	4	10	0.0	0.0	0	0	0	0	0
10/17	DEN	X	X	4	0	4	0.0	0.0	0	0	0	0	0
10/27	@LAC	X	X	2	0	2	0.0	0.0	0	0	1	0	0
11/3	@CAR	Inactive											
2024 Season		7	7	22	8	30	0.0	0.0	0	0	2	0	0
Career Totals		97	97	326	79	405	0.0	0.0	15	145	88	5	5

66 Shane Lemieux

Pos.: G/C Ht.: 6-4 Wt.: 310 Exp.: 5 College: Oregon



Regular Season Career GP/GS: (22/14); 2024: (4/2)

2024 REVIEW: at Atlanta (9/29): Signed off the practice squad to the active roster, (9/25). Started at C in place of the injured Erik McCoy. Sunday's start marked Lemieux's first start as a Saint and his first start at C in the NFL. Placed on Injured Reserve (ankle), (10/7). Activated off Injured Reserve, (11/9). **vs. Atlanta (11/10):** Played on special teams in



2024 MINI BIOS & STATS

his first game back from injury. **vs. Cleveland (11/17):** Rotated in at C in the third quarter for the injured Erik McCoy and played on special teams. **vs. L.A. Rams (12/1):** Started at C in place of the injured Erik McCoy.

32 Tyrann Mathieu

Pos.: S **Ht.:** 5-9 **Wt.:** 190 **Exp.:** 12 **College:** LSU



Regular Season Career GP/GS: (175/166); **2024:** (12/12)

2024 REVIEW: vs. Carolina (9/8): Started at FS, finishing with four solo tackles, a forced fumble and a fumble recovery. Mathieu's forced fumble and fumble recovery set up a 52-yard Blake Grupe field goal. **at Dallas (9/15):** Started at FS, recording three solo tackles, two pass breakups, and an interception. Mathieu's two pass breakups brought his career total to 101 and his interception of QB Dak Prescott brought his career total to 34, tied for the most in the NFL since 2013. **vs. Philadelphia (9/22):** Started at FS and finished with seven solo tackles, including one stop for a loss, and an interception. After Week 3, Mathieu is the only defensive player in the NFL to record an interception, forced fumble and a fumble recovery. **at Atlanta (9/29):** Started at FS and recorded two tackles (one solo). Mathieu left the game in the fourth quarter with a groin injury and did not return. **at Kansas City (10/7):** Started at FS and finished with six tackles (two solo). **vs. Tampa Bay (10/13):** Started at FS and recorded one solo tackle. Left the game in the second quarter with a forearm injury and did not return. **vs. Denver (10/17):** Started at FS and finished with five tackles (three solo). Mathieu now has 800 career tackles. **at L.A. Chargers (10/27):** Started at FS and recorded five solo tackles. **at Carolina (11/3):** Started at FS and finished with two tackles (one solo). **vs. Atlanta (11/10):** Started at FS and recorded three solo tackles, an interception, and three pass breakups, tying a career-high. Mathieu's interception helped seal the win for New Orleans and was pivotal in the Saints' effort to snap a seven-game losing streak. Mathieu also now has 36 career interceptions, currently tied for first among all active NFL players with Vikings S Harrison Smith. **vs. Cleveland (11/17):** Started at FS and recorded five tackles (three solo). **vs. L.A. Rams (12/1):** Started at FS and finished with two solo tackles. Injured his shoulder in third quarter and did not return.

ADDITIONAL STATS: Special Teams Tackles — (2013, 1), (2017, 4); **Total: 5.**

CAREER HIGHS: Tackles — 13, at San Francisco (11/29/15); **Solo Tackles** — 11 (2x), at San Francisco (11/29/15) and vs. San Francisco (10/1/17); **Sacks** — 1 (11x), last vs. Atlanta (12/18/22); **Tackles for Loss** — 3, vs. Baltimore (10/26/15); **Quarterback Hits** — 2, vs. Carolina (10/6/13); **Interceptions** — 2 (4x), last at Atlanta (11/26/23); **Interceptions Returned for Touchdowns** — 1 (4x), last at New England (10/8/23); **Passes Defensed** — 3 (6x), last vs. Atlanta (11/10/24); **Forced Fumbles** — 1 (6x), last vs. Carolina (9/8/24); **Fumble Recoveries** — 1 (8x), last vs. Carolina (9/8/24); **Special Teams Tackles** — 1 (5x), last at Seattle (12/31/17).

32 S Tyrann Mathieu												
Date	Opp.	GP	ST	Solo	Ast	Total	Sack/Yds	INT/Yds	PD	FF	FR	
9/8	CAR	X	X	4	0	4	0.0	0.0	0	0	1	1
9/15	@DAL	X	X	3	0	3	0.0	0.0	1	0	2	0
9/22	PHI	X	X	7	0	7	0.0	0.0	1	23	1	0
9/29	@ATL	X	X	1	1	2	0.0	0.0	0	0	0	0
10/7	@KC	X	X	2	4	6	0.0	0.0	0	0	0	0
10/13	TB	X	X	1	0	1	0.0	0.0	0	0	0	0
10/17	DEN	X	X	3	2	5	0.0	0.0	0	0	0	0
10/27	@LAC	X	X	5	0	5	0.0	0.0	0	0	0	0
11/3	@CAR	X	X	1	1	2	0.0	0.0	0	0	0	0
11/10	ATL	X	X	3	0	3	0.0	0.0	1	6	3	0
11/17	CLE	X	X	3	2	5	0.0	0.0	0	0	0	0
12/1	LAR	X	X	2	0	2	0.0	0.0	0	0	0	0
2024 Season		12	12	35	10	45	0.0	0.0	3	29	6	1
Saints Career		46	46	149	62	211	1.0	0.0	10	195	23	2
Career Totals		175	166	669	148	817	11.0	78.0	36	530	105	6



2024 MINI BIOS & STATS

78 Erik McCoy

Pos.: C/G Ht.: 6-4 Wt.: 315 Exp.: 6 College: Texas A&M



Regular Season Career GP/GS: (78/78); 2024: (4/4)

2024 REVIEW: vs. Carolina (9/8): Made his 75th career start at C in the season opener. McCoy anchored the Saints offensive line to nine straight scoring drives to start the game, which tied a franchise record, marked the third time the Saints have done it in any game and was the first by the club in a season opener. **at Dallas (9/15):** Started at C. **vs. Philadelphia (9/22):** Started at C. Left the game in the first quarter with a groin injury and did not return. Placed on Injured Reserve (groin), (9/25). Activated off Injured Reserve, (11/16). **vs. Cleveland (11/17):** Started at C in his first game back from injury and paved the way for the Black and Gold rushing attack to run for a season-high 214 yards. Left the game in the third quarter with a groin injury and did not return. **vs. L.A. Rams (12/1):** Inactive (groin).

61 Connor McGovern

Pos.: C Ht.: 6-4 Wt.: 306 Exp.: 8 College: Missouri



Regular Season Career GP/GS: (108/96); 2024: (6/5)

2024 REVIEW: at Kansas City (10/7): Signed off the New York Jets practice squad to the active roster, (10/4). Rotated in at C and played on special teams in his Saints debut. **vs. Tampa Bay (10/13):** Made his first start as a Saint at C. **vs. Denver (10/17):** Started at C. **at L.A. Chargers (10/27):** Started at C. **at Carolina (11/3):** Started at C. **vs. Atlanta (11/10):** Started at C. Waived, (11/11).

14 Kool-Aid McKinstry

Pos.: CB Ht.: 5-11 Wt.: 199 Exp.: R College: Alabama



Regular Season Career GP/GS: (10/4); 2024: (10/4)

2024 REVIEW: vs. Carolina (9/8): Made his NFL debut rotating in at CB in place of Marshon Lattimore and played on special teams, finishing with two tackles (one solo). **at Dallas (9/15):** Made first career start at RCB in place of the injured Lattimore, finishing with five tackles (four solo), including a stop for loss, and a pass breakup. **vs. Philadelphia (9/22):** Played on special teams. **at Atlanta (9/29):** Rotated in at NCB and special teams. **at Kansas City (10/7):** Rotated in at CB and special teams. **vs. Tampa Bay (10/13):** Rotated in at CB and played on special teams, finishing with three solo tackles and one pass breakup. **vs. Denver (10/17):** Rotated in at CB and played on special teams, recording three tackles (two solo). **at L.A. Chargers (10/27):** Started at LCB and played on special teams, finishing with four tackles (three solo), one pass breakup, and one coverage stop, the first of his career. **at Carolina (11/3):** Inactive (hamstring). **vs. Atlanta (11/10):** Inactive (hamstring). **vs. Cleveland (11/17):** Started at RCB in his first game back from injury. Finished with three tackles (two solo). **vs. L.A. Rams (12/1):** Started at RCB and recorded two solo tackles.

ADDITIONAL STATS: Special Teams Tackles — (2024, 1); **Total: 1.**

CAREER HIGHS: Tackles — 5, at Dallas (9/15/24); **Solo Tackles** — 3 (2x), at L.A. Chargers (10/27/24) and at Dallas (9/15/24); **Special Teams Tackles** — 1, at L.A. Chargers (10/27/24); **Passes Defensed** — 1 (3x), last at L.A. Chargers (10/27/24).



2024 MINI BIOS & STATS

14 CB Kool-Aid McKinstry												
Date	Opp.	GP	ST	Solo	Ast	Total	Sack/Yds	INT/Yds	PD	FF	FR	
9/8	CAR	X		1	1	2	0.0	0.0	0	0	0	0
9/15	@DAL	X	X	3	2	5	0.0	0.0	0	0	1	0
9/22	PHI	X		0	0	0	0.0	0.0	0	0	0	0
9/29	@ATL	X		0	0	0	0.0	0.0	0	0	0	0
10/7	@KC	X		0	0	0	0.0	0.0	0	0	0	0
10/13	TB	X		3	0	3	0.0	0.0	0	0	1	0
10/17	DEN	X		3	2	5	0.0	0.0	0	0	0	0
10/27	@LAC	X	X	3	1	4	0.0	0.0	0	0	1	0
11/3	@CAR	Inactive										
11/10	ATL	Inactive										
11/17	CLE	X	X	3	1	4	0.0	0.0	0	0	1	0
12/1	LAR	X	X	2	0	2	0.0	0.0	0	0	0	0
2024 Season		10	4	18	7	25	0.0	0.0	0	0	4	0
Career Totals		10	4	18	7	25	0.0	0.0	0	0	4	0

16 Bub Means

Pos.: WR Ht.: 6-2 Wt.: 215 Exp.: R College: Pittsburgh



Regular Season Career GP/GS: (7/1); 2024: (7/1)

2024 REVIEW: vs. **Carolina (9/8):** Rotated in on offense and played on special teams in his NFL debut. **at Dallas (9/15):** Rotated in on offense and played on special teams. **vs. Philadelphia (9/22):** Inactive. **at Atlanta (9/29):** Rotated in on offense and played on special teams. **at Kansas City (10/7):** Rotated in on offense and played on special teams. **vs. Tampa Bay (10/13):** Rotated in on offense and played on special teams, tying for the team-lead in catches with five for 45 yards and a TD, the first of his NFL career. Means' 10-yard TD reception from fellow rookie Spencer Rattler was the first time in franchise history a rookie QB connected with another rookie for the first score of their career. **vs. Denver (10/17):** Made his first career NFL start and played on special teams, finishing with three catches for 37 yards. **at L.A. Chargers (10/27):** Rotated in on offense and caught one pass for 36 yards, a new career-long. Means suffered an ankle injury late in the fourth quarter and did not return. Placed on Injured Reserve (ankle), (11/2).

CAREER HIGHS: Receptions — 5, vs. Tampa Bay (10/13/24); **Receiving Yards** — 45, vs. Tampa Bay (10/13/24); **Long Reception** — 36, at L.A. Chargers (10/27/24).

16 WR Bub Means									
Date	Opp.	GP	ST	Receiving					
				Rec	Yds	Avg.	Lg	TD	
9/8	CAR	X		0	0	0.0	0	0	
9/15	@DAL	X		0	0	0.0	0	0	
9/22	PHI	Inactive							
9/29	@ATL	X		0	0	0.0	0	0	
10/7	@KC	X		0	0	0.0	0	0	
10/13	TB	X		5	45	9.0	14	1	
10/17	DEN	X	X	3	37	12.3	14	0	
10/27	@LAC	X		1	36	36.0	36	0	
11/3	@CAR	Reserve/Injured							
11/10	ATL	Reserve/Injured							
11/17	CLE	Reserve/Injured							
12/1	LAR	Reserve/Injured							
2024 Season		7	1	9	118	13.1	36	1	
Career Totals		7	1	9	118	13.1	36	1	



2024 MINI BIOS & STATS

25 Kendre Miller

Pos.: RB Ht.: 6-0 Wt.: 220 Exp.: 2 College: TCU



Regular Season Career GP/GS: (10/0); 2024: (2/0)

2024 REVIEW: Placed on Injured Reserve with a designation for return (hamstring), (8/27). **vs. Tampa Bay (10/13):** Inactive. **vs. Denver (10/17):** Rotated in on offense in his first game action of the 2024 season, leading the team in rushing with 36 yards on six carries and caught two passes for one yard. **at L.A. Chargers (10/27):** Rotated in on offense and played on special teams, finishing with three carries for 16 yards and had one kick return for 41 yards. Miller suffered a hamstring injury in the third quarter and did not return. Placed on Injured Reserve (hamstring), (11/2).

ADDITIONAL STATS: Kick Returns — 1 return for 41 yards in 2024.

CAREER HIGHS: Rushes — 13, vs. Atlanta (1/7/24); **Rushing Yards** — 73, vs. Atlanta (1/7/24); **Long Rush** — 18, vs. Atlanta (1/7/24); **Rushing Touchdowns** — 1, vs. Atlanta (1/7/24); **Receptions** — 4, at New England (10/8/23); **Receiving Yards** — 53, at New England (10/8/23); **Long Reception** — 33, at New England (10/8/23).

25 RB Kendre Miller													
				Rushing					Receiving				
Date	Opp.	GP	ST	Att	Yds	Avg.	Lg	TD	Rec	Yds	Avg.	Lg	TD
9/8	CAR												
9/15	@DAL												
9/22	PHI												
9/29	@ATL												
10/7	@KC												
10/13	TB												
10/17	DEN	X		6	36	6.0	16	0	2	1	0.5	6	0
10/27	@LAC	X		3	16	5.3	10	0	0	0	0.0	0	0
11/3	@CAR												
11/10	ATL												
11/17	CLE												
12/1	LAR												
2024 Season		2	0	9	52	5.8	16	0	2	1	0.5	6	0
Career Totals		10	0	41	156	3.8	18	1	10	117	11.7	33	0

33 Jordan Mims

Pos.: RB Ht.: 6-0 Wt.: 205 Exp.: 1 College: Fresno State



Regular Season Career GP/GS: (11/0); 2024: (9/0)

2024 REVIEW: vs. Carolina (9/8): Rotated in at RB and played on special teams in opener. Recorded first career rushing statistics, finishing with 11 yards on four attempts. **at Dallas (9/15):** Played on special teams. **vs. Philadelphia (9/22):** Played on special teams and had one offensive snap. Recorded one coverage tackle. **at Atlanta (9/29):** Played on special teams. **at Kansas City (10/7):** Played on special teams. **vs. Tampa Bay (10/13):** Rotated in on offense and special teams, rushing one time for five yards and caught two passes for 13 yards. Mims' two receptions in the fourth quarter were the first of his career. **vs. Denver (10/17):** Inactive. Waived, (10/26). Re-signed to practice squad, (10/29). Signed to active roster, (11/3). **at Carolina (11/3):** Rotated in on offense and special teams, finishing with five carries for 13 yards and one 25-yard reception. **vs. Atlanta (11/10):** Rotated in on offense and special teams, rushing twice for 10 yards and caught one pass for four yards. **vs. Cleveland (11/17):** Rotated in on offense and special teams, finished with two carries for three yards. **vs. L.A. Rams (12/1):** Inactive.

ADDITIONAL STATS: Special Teams Tackles — (2023, 1), (2024, 1); **Total: 2.**



2024 MINI BIOS & STATS

CAREER HIGHS: Rushes — 5, at Carolina (11/3/24); **Rushing Yards** — 13, at Carolina (11/3/24); **Long Rush** — 6, at Carolina (11/3/24); **Receptions** — 2, vs. Tampa Bay (10/13/24); **Receiving Yards** — 25, at Carolina (11/3/24); **Long Reception** — 25, at Carolina (11/3/24).

33 RB Jordan Mims													
Date	Opp.	GP	ST	Rushing					Receiving				
				Att	Yds	Avg.	Lg	TD	Rec	Yds	Avg.	Lg	TD
9/8	CAR	X		4	11	2.8	5	0	0	0	0.0	0	0
9/15	@DAL	X		0	0	0.0	0	0	0	0	0.0	0	0
9/22	PHI	X		0	0	0.0	0	0	0	0	0.0	0	0
9/29	@ATL	X		0	0	0.0	0	0	0	0	0.0	0	0
10/7	@KC	X		0	0	0.0	0	0	0	0	0.0	0	0
10/13	TB	X		1	5	5.0	5	0	2	13	6.5	10	0
10/17	DEN			Inactive									
11/3	@CAR	X		5	13	2.6	6	0	1	25	25.0	25	0
11/10	ATL	X		2	10	5.0	9	0	1	4	4.0	4	0
11/17	CLE	X		2	3	1.5	2	0	0	0	0.0	0	0
12/1	LAR			Inactive									
2024 Season		9	0	14	42	3.0	9	0	4	42	10.5	25	0
Career Totals		11	0	14	42	3.0	9	0	4	42	10.5	25	0

87 Foster Moreau

Pos.: TE Ht.: 6-4 Wt.: 250 Exp.: 6 College: LSU



Regular Season Career GP/GS: (88/56); 2024: (12/12)

2024 REVIEW: vs. Carolina (9/8): Started, finishing with four receptions for 43 yards and a touchdown, his second TD as a Saint. **at Dallas (9/15):** Started and saw action on special teams. **vs. Philadelphia (9/22):** Started and saw action on special teams, catching one pass for two yards. **at Atlanta (9/29):** Started and played on special teams. **at Kansas City (10/7):** Started and played on special teams, catching two passes for 13 yards and a touchdown. Moreau's touchdown reception was QB Derek Carr's 250th career touchdown pass and his second touchdown reception of the season. **vs. Tampa Bay (10/13):** Started and played on special teams, catching two passes for a team-high 54 yards, including a 41-yard reception, the longest catch of Moreau's tenure with the Black and Gold. **vs. Denver (10/17):** Started and played on special teams, finishing with two catches for 38 yards. **at L.A. Chargers (10/27):** Started and played on special teams. **at Carolina (11/3):** Started and played on special teams, catching one pass for a 17-yard touchdown. Moreau is now tied for the team lead with three touchdown passes on the season. **vs. Atlanta (11/10):** Started and played on special teams. **vs. Cleveland (11/17):** Started and played on special teams, finishing with three catches for 50 yards. **vs. L.A. Rams (12/1):** Started and played on special teams, catching two passes for six yards.

ADDITIONAL STATS: Special Teams Tackles — (2019, 3), (2020, 2), (2021, 2); **Total: 7.**

CAREER HIGHS: Receptions — 7, at Cleveland (12/20/21); **Receiving Yards** — 67, vs. Denver (12/26/21); **Long Reception** — 47t, vs. Indianapolis (12/13/20); **Receiving TDs** — 1 (16x), last at Carolina (11/3/24).



2024 MINI BIOS & STATS

87 TE Foster Moreau								
				Receiving				
Date	Opp.	GP	ST	Rec	Yds	Avg.	Lg	TD
9/8	CAR	X	X	4	43	10.8	22	1
9/15	@DAL	X	X	0	0	0.0	0	0
9/22	PHI	X	X	1	2	2.0	2	0
9/29	@ATL	X	X	0	0	0.0	0	0
10/7	@KC	X	X	2	13	6.5	7	1
10/13	TB	X	X	2	54	27.0	41	0
10/17	DEN	X	X	2	38	19.0	32	0
10/27	@LAC	X	X	0	0	0.0	0	0
11/3	@CAR	X	X	1	17	17.0	17t	1
11/10	ATL	X	X	0	0	0.0	0	0
11/17	CLE	X	X	3	50	16.7	22	0
12/1	LAR	X	X	2	6	3.0	4	0
2024 Season		12	12	17	223	13.1	41	3
Saints Career		27	22	38	416	10.9	41	4
Career Totals		88	56	129	1,523	11.8	47t	16

12 Chris Olave

Pos.: WR Ht.: 6-0 Wt.: 187 Exp.: 3 College: Ohio State



Regular Season Career GP/GS: (39/28); 2024: (8/8)

2024 REVIEW: vs. **Carolina (9/8)**: Started, finishing with two catches for 11 yards. **at Dallas (9/15)**: Started, caught four passes for 81 yards and rushed one time for seven yards. **vs. Philadelphia (9/22)**: Started and led the team in receiving, finishing with six catches for 86 yards and a TD. Olave's TD catch in the fourth quarter was the tenth of his NFL career and his first in the 2024 campaign. **at Atlanta (9/29)**: Started and led the team in receiving for the second straight week, finishing with eight receptions for 87 yards. **at Kansas City (10/7)**: Made his 25th career NFL start and caught two passes for ten yards. **vs. Tampa Bay (10/13)**: Started and caught one pass for five yards. On his lone reception during the opening possession, Olave suffered a concussion and did not return. **vs. Denver (10/17)**: Inactive (concussion). **at L.A. Chargers (10/27)**: Started and led the team in receiving, finishing with eight receptions for a season-high 107 yards. Olave's performance on Sunday was the first time this season a Saint finished with 100+ receiving yards and the tenth time he has done so in his career. **at Carolina (11/3)**: Started and caught one pass for 13 yards. Olave suffered a concussion in the first quarter and did not return. Placed on Injured Reserve, (11/9).

ADDITIONAL STATS: Rushing Yards — (2024, 7); **Total: 7**; **Two-Point Conversions** — (2022, 1), (2023, 1); **Total: 2**.

CAREER HIGHS: Receptions — 9 (2x), last at L.A. Rams (12/21/23); **Receiving Yards** — 147, at Carolina (9/25/22); **Long Reception** — 53, vs. L.A. Rams (11/20/22); **Receiving TDs** — 1 (10x), last vs. Philadelphia (9/22/24); **Rushing Yards** — 7, at Dallas (9/15/24).



2024 MINI BIOS & STATS

12 WR Chris Olave									
Date	Opp.	GP	ST	Receiving					
				Rec	Yds	Avg.	Lg	TD	
9/8	CAR	X	X	2	11	5.5	17	0	
9/15	@DAL	X	X	4	81	20.3	39	0	
9/22	PHI	X	X	6	86	14.3	29	1	
9/29	@ATL	X	X	8	87	10.9	18	0	
10/7	@KC	X	X	2	10	5.0	6	0	
10/13	TB	X	X	1	5	5.0	5	0	
10/17	DEN			Inactive					
10/27	@LAC	X	X	8	107	13.4	28	0	
11/3	@CAR	X	X	1	13	13.0	13	0	
11/10	ATL			Reserve/Injured					
11/17	CLE			Reserve/Injured					
12/1	LAR			Reserve/Injured					
2024 Season		8	8	32	400	12.5	39	1	
Career Totals		39	28	191	2,565	13.4	53t	10	

58 Anfernee Orji

Pos.: LB Ht.: 6-2 Wt.: 230 Exp.: 1 College: Vanderbilt



Regular Season Career GP/GS: (11/1); 2024: (11/1)

2024 REVIEW: vs. **Carolina (9/8):** Rotated in at WLB and played on special teams in his NFL debut, finishing with one defensive tackle and five coverage stops. **at Dallas (9/15):** Rotated in at WLB and played on special teams, recording one coverage tackle. **vs. Philadelphia (9/22):** Rotated in at WLB and played on special teams, finishing with one coverage tackle. **at Atlanta (9/29):** Rotated in at WLB and played on special teams, recording two coverage tackles. **at Kansas City (10/7):** Made his first career NFL start at WLB and played on special teams, finishing with ten tackles (seven solo). **vs. Tampa Bay (10/13):** Rotated in at WLB and played on special teams, recording one coverage tackle. **vs. Denver (10/17):** Rotated in at WLB and played on special teams, finishing with four tackles (two solo), including two stops for a loss. **at L.A. Chargers (10/27):** Played on special teams. **at Carolina (11/3):** Played on special teams and finished with one coverage tackle. **vs. Atlanta (11/10):** Played on special teams and recorded one coverage tackle. **vs. Cleveland (11/17):** Rotated in at WLB and played on special teams, finishing with two coverage tackles. **vs. L.A. Rams (12/1):** Rotated in at WLB and played on special teams.

ADDITIONAL STATS: Special Teams Tackles — (2024, 14); **Total: 14.**

CAREER HIGHS: Tackles — 10, at Kansas City (10/7/24); **Solo Tackles** — 7, at Kansas City (10/7/24); **Tackles for Loss** — 2, vs. Denver (10/17/24); **Special Teams Tackles** — 5, vs. Carolina (9/8/24).

58 LB Anfernee Orji												
Date	Opp.	GP	ST	Solo	Ast	Total	Sack/Yds	INT/Yds	PD	FF	FR	
9/8	CAR	X		0	1	1	0.0	0.0	0	0	0	
9/15	@DAL	X		0	0	0	0.0	0.0	0	0	0	
9/22	PHI	X		0	0	0	0.0	0.0	0	0	0	
9/29	@ATL	X		0	0	0	0.0	0.0	0	0	0	
10/7	@KC	X	X	7	3	10	0.0	0.0	0	0	0	
10/13	TB	X		0	0	0	0.0	0.0	0	0	0	
10/17	DEN	X		2	2	4	0.0	0.0	0	0	0	
10/27	@LAC	X		0	0	0	0.0	0.0	0	0	0	
11/3	@CAR	X		0	0	0	0.0	0.0	0	0	0	
11/10	ATL	X		0	0	0	0.0	0.0	0	0	0	
11/17	CLE	X		0	0	0	0.0	0.0	0	0	0	
12/1	LAR	X		0	0	0	0.0	0.0	0	0	0	
2024 Season		12	1	9	6	15	0.0	0.0	0	0	0	
Career Totals		12	1	9	6	15	0.0	0.0	0	0	0	



2024 MINI BIOS & STATS

62 Lucas Patrick

Pos.: OL Ht.: 6-3 Wt.: 313 Exp.: 8 College: Duke



Regular Season Career GP/GS: (104/61); **2024:** (8/7)

2024 REVIEW: vs. **Carolina (9/8):** Started his first game with the Black and Gold at LG. Left the game in the second quarter with a toe injury and did not return. **at Dallas (9/15):** Started at LG and led the effort by New Orleans' offensive line to produce 190 rushing yards and four touchdowns. **vs. Philadelphia (9/22):** Started at LG and moved to C in the first quarter, filling in for the injured Erik McCoy. **at Atlanta (9/29):** Started at LG in his 100th career NFL appearance. **at Kansas City (10/7):** Started at C and shifted over to LG in the third quarter. **vs. Tampa Bay (10/13):** Inactive (chest). **vs. Denver (10/17):** Played on special teams. **at L.A. Chargers (10/27):** Started at LG. **at Carolina (11/3):** Started at LG. Suffered a calf injury in the third quarter and did not return. **vs. Atlanta (11/10):** Inactive (calf). **vs. Cleveland (11/17):** Inactive (calf). **vs. L.A. Rams (12/1):** Inactive (calf).

36 Rico Payton

Pos.: CB Ht.: 6-0 Wt.: 182 Exp.: R College: Pittsburg State



Regular Season Career GP/GS: (11/0); **2024:** (11/0)

2024 REVIEW: vs. **Carolina (9/8):** Rotated in at CB and played on special teams in his NFL debut, finishing with one pass breakup. **at Dallas (9/15):** Played on special teams. **vs. Philadelphia (9/22):** Played on special teams and recorded one coverage tackle, the first of his career. **at Atlanta (9/29):** Played on special teams. **at Kansas City (10/7):** Played on special teams and finished with one coverage stop. **vs. Tampa Bay (10/13):** Played on special teams and recorded one coverage tackle. **vs. Denver (10/17):** Played on special teams and finished with one coverage tackle. **at L.A. Chargers (10/27):** Played on special teams and recorded two tackles. Suffered a back injury in the fourth quarter and did not return. **at Carolina (11/3):** Inactive (back). **vs. Atlanta (11/10):** Played on special teams and recorded one coverage tackle. **vs. Cleveland (11/17):** Played on special teams and finished with one coverage tackle. **vs. L.A. Rams (12/1):** Played on special teams and recorded one coverage tackle.

ADDITIONAL STATS: Special Teams Tackles — (2024, 9); **Total: 9.**

CAREER HIGHS: Special Teams Tackles — 2, at L.A. Chargers (10/27/24); **Passes Defensed** — 1, vs. Carolina (9/8/24).

36 CB Rico Payton													
Date	Opp.	GP	ST	Solo	Ast	Total	Sack/Yds	INT/Yds	PD	FF	FR		
9/8	CAR	X		0	0	0	0.0	0.0	0	0	1	0	0
9/15	@DAL	X		0	0	0	0.0	0.0	0	0	0	0	0
9/22	PHI	X		0	0	0	0.0	0.0	0	0	0	0	0
9/29	@ATL	X		0	0	0	0.0	0.0	0	0	0	0	0
10/7	@KC	X		0	0	0	0.0	0.0	0	0	0	0	0
10/13	TB	X		0	0	0	0.0	0.0	0	0	0	0	0
10/17	DEN	X		0	0	0	0.0	0.0	0	0	0	0	0
10/27	@LAC	X		0	0	0	0.0	0.0	0	0	0	0	0
11/3	@CAR			Inactive									
11/10	ATL	X		0	0	0	0.0	0.0	0	0	0	0	0
11/17	CLE	X		0	0	0	0.0	0.0	0	0	0	0	0
12/1	LAR	X		0	0	0	0.0	0.0	0	0	0	0	0
2024 Season		11	0	0	0	0	0.0	0.0	0	0	1	0	0
Career Totals		11	0	0	0	0	0.0	0.0	0	0	1	0	0



2024 MINI BIOS & STATS

70 Trevor Penning

Pos.: T Ht.: 6-7 Wt.: 325 Exp.: 3 College: Northern Iowa



Regular Season Career GP/GS: (35/18); 2024: (12/12)

2024 REVIEW: vs. **Carolina (9/8):** Started at RT for the first time in his Saints career in the season opener. **at Dallas (9/15):** Started at RT in his 25th career NFL game, and helped lead New Orleans' offensive line to produce 190 rushing yards and four touchdowns. **vs. Philadelphia (9/22):** Started at RT. **at Atlanta (9/29):** Started at RT. **at Kansas City (10/7):** Started at RT. **vs. Tampa Bay (10/13):** Started at RT. **vs. Denver (10/17):** Started at RT. **at L.A. Chargers (10/27):** Started at RT. **at Carolina (11/3):** Started at RT. **vs. Atlanta (11/10):** Started at RT. **vs. Cleveland (11/17):** Started at RT and paved the way for the Black and Gold rushing attack to run for a season-high 214 yards. **vs. L.A. Rams (12/1):** Started at RT.

17 Dante Pettis

Pos.: WR Ht.: 6-2 Wt.: 200 Exp.: 6 College: Washington



Regular Season Career GP/GS: (53/19); 2024: (3/0)

2024 REVIEW: Signed to the practice squad, (10/15). **vs. Atlanta (11/10):** Gameday elevation off the practice squad. Rotated in on offense and played on special teams in his Saints debut, finishing with one catch for eight yards and returned one kickoff for 26 yards. **vs. Cleveland (11/17):** Gameday elevation off the practice squad. Rotated in on offense and handled the punt return duties, finishing with one catch for nine yards and had two punt returns for 54 yards. Pettis' 53-yard punt return in the fourth quarter set a new career-long and gave the Black and Gold offense great field position to lead to a Juwan Johnson receiving touchdown to put the game out of reach for the Browns. **vs. L.A. Rams (12/1):** Gameday elevation off the practice squad. Rotated in on offense and handled the punt return duties, caught one two-point conversion in the fourth quarter.

ADDITIONAL STATS: Kickoff Returns — (1 for 18 yards, 2020), (1 for 26 yards, 2024); **Total: 2 for 44 yards;** **Punt Returns** — (9 for 27 yards, 2018), (2 for 14 yards, 2020), (2 for 0 yards, 2021), (18 for 163 yards, 2022), (2 for 54 yards, 2024); **Total: 33 for 258 yards;** **Two-Point Conversions** — (2024, 1); **Total: 1.**

CAREER HIGHS: Receptions — 5, (4x) last vs. Carolina (10/24/21); **Receiving Yards** — 129, at Seattle (12/2/18); **Long Reception** — 75t, at Seattle (12/2/18); **Rushes** — 1 (3x), last at Detroit (11/13/22); **Rushing Yards** — 29, at New England (10/24/22); **Long Rush** — 29, at New England (10/24/22); **Yards From Scrimmage** — 127, at Seattle (12/2/18).

17 WR Dante Pettis																		
		Receiving								Punt Returns				Kickoff Returns				
Date	Opp.	GP	ST	Rec	Yds	Avg.	Lg	TD	Ret	Yds	Avg.	Lg	TD	Ret	Yds	Avg.	Lg	TD
11/10	ATL	X		1	8	8.0	8	0	0	0	0.0	0	0	1	26	26.0	26	0
11/17	CLE	X		1	9	9.0	9	0	2	54	27.0	53	0	0	0	0.0	0	0
12/1	LAR	X		1	5	5.0	5	0	0	0	0.0	0	0	0	0	0.0	0	0
2024 Season		3	0	3	22	7.3	9	0	2	54	27.0	53	0	1	26	26.0	26	0
Saints Career		3	0	3	22	7.3	9	0	2	54	27.0	53	0	1	26	26.0	26	0
Career Totals		53	19	74	1,006	13.6	75t	12	33	258	7.8	53	0	2	44	22.0	26	0

46 Adam Prentice

Pos.: FB Ht.: 6-0 Wt.: 245 Exp.: 4 College: South Carolina



Regular Season Career GP/GS: (43/11); 2024: (12/5)

2024 REVIEW: vs. **Carolina (9/8):** Rotated in on offense and played on special teams. **at Dallas (9/15):** Rotated in on offense and played on special teams. **vs. Philadelphia (9/22):** Made his first start of the 2024 season on offense and



2024 MINI BIOS & STATS

played on special teams. **at Atlanta (9/29)**: Rotated in on offense and played on special teams, finishing with one coverage tackle, his first of the season and tenth of his career. **at Kansas City (10/7)**: Rotated in on offense and played on special teams, recording one coverage tackle. **vs. Tampa Bay (10/13)**: Rotated in on offense and played on special teams. **vs. Denver (10/17)**: Started and played on special teams, finishing with one coverage tackle. **at L.A. Chargers (10/27)**: Rotated in on offense and played on special teams. **at Carolina (11/3)**: Rotated in on offense and played on special teams, finishing with one coverage tackle. **vs. Atlanta (11/10)**: Started on offense and played on special teams. **vs. Cleveland (11/17)**: Made his tenth career start on offense and played on special teams. **vs. L.A. Rams (12/1)**: Started on offense and played on special teams.

ADDITIONAL STATS: Special Teams Tackles — (2021, 1); (2022, 3) (2023, 5), (2024, 4); **Total: 13.**

CAREER HIGHS: Receptions — 1, (8x) last at Tampa Bay (12/31/23); **Receiving Yards** — 10, vs. Buffalo (11/25/21); **Long Reception** — 10, vs. Buffalo (11/25/21); **Rushes** — 2, at Cleveland (12/24/22); **Rushing Yards** — 7, at Tampa Bay (12/31/23); **Long Rush** — 7, vs. Tampa Bay (12/31/23); **Yards From Scrimmage** — 14, at Tampa Bay (12/31/23).

46 RB Adam Prentice													
Date	Opp.	GP	ST	Rushing					Receiving				
				Att	Yds	Avg.	Lg	TD	Rec	Yds	Avg.	Lg	TD
9/8	CAR	X		0	0	0.0	0	0	0	0	0.0	0	0
9/15	@DAL	X		0	0	0.0	0	0	0	0	0.0	0	0
9/22	PHI	X	X	0	0	0.0	0	0	0	0	0.0	0	0
9/29	@ATL	X		0	0	0.0	0	0	0	0	0.0	0	0
10/7	@KC	X		0	0	0.0	0	0	0	0	0.0	0	0
10/13	TB	X		0	0	0.0	0	0	0	0	0.0	0	0
10/17	DEN	X	X	0	0	0.0	0	0	0	0	0.0	0	0
10/27	@LAC	X		0	0	0.0	0	0	0	0	0.0	0	0
11/3	@CAR	X		0	0	0.0	0	0	0	0	0.0	0	0
11/10	ATL	X	X	0	0	0.0	0	0	0	0	0.0	0	0
11/17	CLE	X	X	0	0	0.0	0	0	0	0	0.0	0	0
12/1	LAR	X	X	0	0	0.0	0	0	0	0	0.0	0	0
2024 Season		12	5	0	0	0.0	0	0	0	0	0.0	0	0
Career Totals		43	11	9	26	2.9	7	0	8	37	4.6	10	0

18 Spencer Rattler

Pos.: QB **Ht.:** 6-0 **Wt.:** 211 **Exp.:** R **College:** South Carolina



Regular Season Career GP/GS: (3/3); **2024:** (3/3)

2024 REVIEW: vs. Carolina (9/8): Inactive (designated as QB3). **at Dallas (9/15)**: Inactive (designated as QB3). **vs. Philadelphia (9/22)**: Inactive (designated as QB3). **at Atlanta (9/29)**: Inactive (designated as QB3). **at Kansas City (10/7)**: Inactive (designated as QB3). **vs. Tampa Bay (10/13)**: Made his first career NFL start and finished 22-of-40 passing (55.0%) for 243 yards with a TD, two INTs, and a 60.7 QBR with 27 rushing yards on four attempts. Rattler's first TD pass was to fellow rookie WR Bub Means, which marked the first time that a rookie Saints quarterback connected with another rookie for their first score. **vs. Denver (10/17)**: Made the first prime time start of his career on Thursday Night Football and finished 25-of-35 passing (71.4%) for 172 yards with an 82.1 QBR and also rushed five times for 34 yards. **at L.A. Chargers (10/27)**: Started on the road for the first time in his NFL career and finished 12-of-24 passing (50.0%) for 156 yards with a 70.8 QBR. **at Carolina (11/3)**: Inactive (designated as QB3). **vs. Atlanta (11/10)**: Inactive (designated as QB3). **vs. Cleveland (11/17)**: Inactive (designated as QB3). **vs. L.A. Rams (12/1)**: Inactive (designated as QB3).



2024 MINI BIOS & STATS

18 QB Spencer Rattler

				Passing								Rushing				
Date	Opp.	GP	ST	Comp	Att	Pct.	Yards	TD	INT	Lg	Rating	Att	Yds	Avg.	Lg	TD
9/8	CAR			Inactive												
9/15	@DAL			Inactive												
9/22	PHI			Inactive												
9/29	@ATL			Inactive												
10/7	@KC			Inactive												
10/13	TB	X	X	22	40	55.0%	243	1	2	41	60.7	4	27	6.8	16	0
10/17	DEN	X	X	25	35	71.4%	172	0	0	32	82.1	5	34	6.8	28	0
10/27	@LAC	X	X	12	24	50.0%	156	0	0	37	70.8	0	0	0	0	0
11/3	@CAR			Inactive												
11/10	ATL			Inactive												
11/17	CLE			Inactive												
12/1	LAR			Inactive												
2024 Season		3	3	59	99	59.6%	571	1	2	41	70.7	9	61	6.8	28	0
Career Totals		3	3	59	99	59.6%	571	1	2	41	70.7	9	61	6.8	28	0

69 Chris Reed

Pos.: G Ht.: 6-3 Wt.: 314 Exp.: 8 College: Minnesota State-Manako



Regular Season Career GP/GS: (1/0); 2024: (1/0)

2024 REVIEW: Signed to the practice squad, (9/25). vs. Tampa Bay (10/13): Gameday elevation from the practice squad. Played on special teams. Practice squad contract terminated, (10/22).

95 John Ridgeway III

Pos.: DT Ht.: 6-5 Wt.: 321 Exp.: 3 College: Arkansas



Regular Season Career GP/GS: (41/6); 2024: (9/0)

2024 REVIEW: vs. Carolina (9/8): Inactive. at Dallas (9/15): Rotated in at DT in his debut with the Black and Gold. vs. Philadelphia (9/22): Rotated in at DT, finishing with one tackle, his first as a Saint. at Atlanta (9/29): Inactive. at Kansas City (10/7): Rotated in at DT and finished with two tackles. vs. Tampa Bay (10/13): Rotated in at DT and recorded two tackles (one solo). vs. Denver (10/17): Rotated in at DT and finished with one solo tackle. at L.A. Chargers (10/27): Rotated in at DT and recorded two solo tackles. at Carolina (11/3): Inactive. vs. Atlanta (11/10): Rotated in on defense and played on special teams, finishing with one tackle and blocked a FG attempt by Younghoe Koo. Ridgeway's first career FG block helped the Saints preserve a two-possession lead before halftime and was a key moment in helping the Saints snap a seven-game losing streak. vs. Cleveland (11/17): Rotated in on defense and played on special teams, recording one solo tackle. vs. L.A. Rams (12/1): Rotated in on defense and played on special teams, finishing with one tackle.

ADDITIONAL STATS: Blocked Field Goals — (2024, 1); Total: 1.

CAREER-HIGHS: Tackles — 6, at N.Y. Giants (10/22/23); Solo Tackles — 3 (3x), last at New England (11/5/23); Passes Defensed — 1 (2x), last at Atlanta (10/15/23); Forced Fumbles — 1, last at Philadelphia (9/25/22); Blocked Field Goals — 1, vs. Atlanta (11/10/24).



2024 MINI BIOS & STATS

95 DT John Ridgeway III												
Date	Opp.	GP	ST	Solo	Ast	Total	Sack/Yds	INT/Yds	PD	FF	FR	
9/8	CAR	Inactive										
9/15	@DAL	X		0	0	0	0.0	0.0	0	0	0	
9/22	PHI	X		0	1	1	0.0	0.0	0	0	0	
9/29	@ATL	Inactive										
10/7	@KC	X		0	2	2	0.0	0.0	0	0	0	
10/13	TB	X		1	1	2	0.0	0.0	0	0	0	
10/17	DEN	X		1	0	1	0.0	0.0	0	0	0	
10/27	@LAC	X		2	0	2	0.0	0.0	0	0	0	
11/3	@CAR	Inactive										
11/10	ATL	X		0	1	1	0.0	0.0	0	0	0	
11/17	CLE	X		1	0	1	0.0	0.0	0	0	0	
12/1	LAR	X		0	1	1	0.0	0.0	0	0	0	
2024 Season		9	0	5	6	11	0.0	0.0	0	0	0	
Saints Career		9	0	5	6	11	0.0	0.0	0	0	0	
Career Totals		41	6	30	36	66	0.0	0.0	0	0	2	

51 Cesar Ruiz

Pos.: C/G Ht.: 6-4 Wt.: 316 Exp.: 5 College: Michigan



Regular Season Career GP/GS: (69/63); 2024: (8/8)

2024 REVIEW: vs. **Carolina (9/8):** Started at RG. Helped lead the Saints offensive line to nine straight scoring drives to start the game, which tied a franchise record, marked the third time the Saints have done it in any game and was the first by the club in a season opener. **at Dallas (9/15):** Started at RG. **vs. Philadelphia (9/22):** Started at RG. **at Atlanta (9/29):** Inactive (knee). **at Kansas City (10/7):** Inactive (knee). **vs. Tampa Bay (10/13):** Inactive (knee). **vs. Denver (10/17):** Inactive (knee). **at L.A. Chargers (10/27):** Started at RG in his first game back from injury. **at Carolina (11/3):** Started at RG. **vs. Atlanta (11/10):** Started at RG. **vs. Cleveland (11/17):** Started at RG and paved the way for the Black and Gold rushing attack to run for a season-high 214 yards. **vs. L.A. Rams (12/1):** Started at RG.

64 Nick Saldiveri

Pos.: OL Ht.: 6-6 Wt.: 316 Exp.: 2 College: Old Dominion



Regular Season Career GP/GS: (15/6); 2024: (11/6)

2024 REVIEW: vs. **Carolina (9/8):** Played on special teams. **at Dallas (9/15):** Rotated in at LG in the fourth quarter and played on special teams. **vs. Philadelphia (9/22):** Played on special teams and filled in at LG in the third quarter after Cesar Ruiz left the game for one possession. **at Atlanta (9/29):** Played on special teams. **at Kansas City (10/7):** Made his first career NFL start at LG. **vs. Tampa Bay (10/13):** Started at LG. **vs. Denver (10/17):** Started at LG. Suffered a shoulder injury in the third quarter and did not return. **at L.A. Chargers (10/27):** Inactive (shoulder). **at Carolina (11/3):** Rotated in at LG in the second half for the injured Lucas Patrick and played on special teams. **vs. Atlanta (11/10):** Started at LG in place of the injured Lucas Patrick and played on special teams. **vs. Cleveland (11/17):** Started at LG and paved the way for the Black and Gold rushing attack to run for a season-high 214 yards. **vs. L.A. Rams (12/1):** Started at LG and played on special teams. Left the game in the fourth quarter with a knee injury and did not return.

50 Khalen Saunders

Pos.: DT Ht.: 6-0 Wt.: 324 Exp.: 6 College: Western Illinois



Regular Season Career GP/GS: (63/27); 2024: (8/5)

2024 REVIEW: vs. **Carolina (9/8):** Inactive (calf). **at Dallas (9/15):** Inactive (calf). **vs. Philadelphia (9/22):** Inactive (calf). **at Atlanta (9/29):** Rotated in on defense in season debut and recorded one tackle. **at Kansas City (10/7):** Made first start of 2024 on defense and finished with seven tackles (two solo), his most as a Saint, and had his first career



2024 MINI BIOS & STATS

interception. Saunders' interception was the first by a Saints defensive lineman since DT Malcolm Roach did so against Carolina (9/19/21). **vs. Tampa Bay (10/13)**: Rotated in on defense and finished with two solo tackles. **vs. Denver (10/17)**: Inactive (back). **at L.A. Chargers (10/27)**: Rotated in on defense and recorded four tackles (three solo) with a sack, his first as a Saint. **at Carolina (11/3)**: Started and finished with two tackles (one solo). **vs. Atlanta (11/10)**: Made his 25th career start and recorded four tackles (one solo) with one QB hit. **vs. Cleveland (11/17)**: Started and finished with two tackles. **vs. L.A. Rams (12/1)**: Started in his 25th game played as a Saint and recorded one solo tackle.

CAREER-HIGHS: Tackles — 8, at Indianapolis (9/5/22); **Solo Tackles** — 3 (5x), last at Houston (10/15/23); **Sacks** — 1 (5x), last at L.A. Chargers (10/27/24); **Tackles for Loss** — 1 (5x), last at L.A. Chargers (10/27/24); **Quarterback Hits** — 2, at Indianapolis (9/25/22); **Interceptions** — 1, at Kansas City (10/7/24); **Passes Defensed** — 1 (4x), last at Kansas City (10/7/24).

50 DT Khalen Saunders												
Date	Opp.	GP	ST	Solo	Ast	Total	Sack/Yds	INT/Yds	PD	FF	FR	
9/8	CAR	Inactive										
9/15	@DAL	Inactive										
9/22	PHI	Inactive										
9/29	@ATL	X		0	1	1	0.0	0.0	0	0	0	0
10/7	@KC	X	X	2	5	7	0.0	0.0	1	37	0	0
10/13	TB	X		2	0	2	0.0	0.0	0	0	0	0
10/17	DEN	Inactive										
10/27	@LAC	X		3	1	4	1.0	10.0	0	0	0	0
11/3	@CAR	X	X	1	1	2	0.0	0.0	0	0	0	0
11/10	ATL	X	X	1	3	4	0.0	0.0	0	0	0	0
11/17	CLE	X	X	0	2	2	0.0	0.0	0	0	0	0
12/1	LAR	X	X	1	0	1	0.0	0.0	0	0	0	0
2024 Season		8	5	10	13	23	1.0	10.0	1	37	0	0
Saints Career		25	22	34	46	80	1.0	10.0	1	37	1	0
Career Totals		63	27	74	87	161	5.5	32.5	1	37	3	0

45 Nephi Sewell

Pos.: LB Ht.: 6-0 Wt.: 228 Exp.: 2 College: Utah



Regular Season Career GP/GS: (22/0); **2024:** (2/0)

2024 REVIEW: Activated off Reserve/PUP, (11/16). **vs. Cleveland (11/17)**: Saw action on special teams in his first game back from injury. **vs. L.A. Rams (12/1)**: Played on special teams and recorded one coverage tackle.

ADDITIONAL STATS: Special Teams Tackles — (2023, 5), (2024, 1); **Total: 6; Special Teams Forced Fumbles** — (2023, 1); **Total: 1.**

CAREER HIGHS: Tackles — 8, vs. Detroit (12/3/23); **Solo Tackles** — 5, vs. Detroit (12/3/23); **Tackles for Loss** — 2, vs. Detroit (12/3/23); **Special Teams Tackles** — 2, at Green Bay (9/24/22).



2024 MINI BIOS & STATS

45 LB Nephi Sewell												
Date	Opp.	GP	ST	Solo	Ast	Total	Sack/Yds	INT/Yds	PD	FF	FR	
9/8	CAR	Physically Unable to Perform List										
9/15	@DAL	Physically Unable to Perform List										
9/22	PHI	Physically Unable to Perform List										
9/29	@ATL	Physically Unable to Perform List										
10/7	@KC	Physically Unable to Perform List										
10/13	TB	Physically Unable to Perform List										
10/17	DEN	Physically Unable to Perform List										
10/27	@LAC	Physically Unable to Perform List										
11/3	@CAR	Physically Unable to Perform List										
11/10	ATL	Physically Unable to Perform List										
11/17	CLE	X		0	0	0	0.0	0.0	0	0	0	0
12/1	LAR	X		0	0	0	0.0	0.0	0	0	0	0
2024 Season		2	0	0	0	0	0.0	0.0	0	0	0	0
Career Totals		22	0	7	3	10	0.0	0.0	0	0	0	0

22 Rashid Shaheed

Pos.: WR/RS Ht.: 6-0 Wt.: 180 Exp.: 3 College: Weber State



Regular Season Career GP/GS: (33/19); 2024: (6/5)

2024 REVIEW: vs. Carolina (9/8): Started and handled the return duties, finishing with a team-high 73 receiving yards on three catches, including a 59-yard touchdown reception that marked the longest play of the game. Including 60 punt return yards, sparked by a 47-yard runback and a 33-yard kickoff return, Shaheed finished with 163 all-purpose yards to open the season. **at Dallas (9/15):** Started and handled the return duties, leading the team in receiving with 96 yards on four catches, including a career-long 70-yard touchdown reception in the first quarter, and rushed three times for 13 yards. **vs. Philadelphia (9/22):** Started and handled the return duties. **at Atlanta (9/29):** Started and handled the return duties, finishing with a career-high eight catches for 83 yards, two rushes for 14 yards, two punt returns for 17 yards, and three kickoff returns for 75 yards. Shaheed now has 609 career punt return yards, surpassing Eric Guliford for ninth place in Saints history. **at Kansas City (10/7):** Rotated in on offense and handled the return duties, finishing with four catches for a team-high 86 yards and a touchdown, also adding one punt return for ten yards and one kick return for a career-long 38 yards. Shaheed's second quarter touchdown catch from 43 yards out was his ninth of 40+ yards, good for second best in the NFL. Shaheed also now has 619 career punt return yards, surpassing Rich Mauti to move into eighth place in Saints history. **vs. Tampa Bay (10/13):** Started and handled the return duties, catching one pass for 11 yards, rushing one time for two yards, returned one kick for 25 yards and returned two punts for 56 yards, including one 54 yard return for a touchdown. Shaheed became only the third Saint with multiple career punts returned for a touchdown, joining Reggie Bush (four) and Tyrone Hughes (two). Shaheed now has 665 career punt return yards, surpassing Mel Gray and Darren Sproles to move into sixth all-time in franchise history. Placed on Injured Reserve with a season-ending knee injury, (10/17).

ADDITIONAL STATS: Punt Returns TDs — (2023, 1), (2024, 1); **Total: 2.**

CAREER HIGHS: Receptions — 8, at Atlanta (9/29/24); **Receiving Yards** — 153, at Indianapolis (10/29/23); **Long Reception** — 70t, at Dallas (9/15/24); **Receiving TDs** — 1 (7x), last at Dallas (9/15/24); **Rushing Attempts** — 3, at Dallas (9/15/24), **Rushing Yards** — 44, vs. Cincinnati (10/16/22); **Punt Returns** — 4 (2x), last at Indianapolis (10/29/23); **Punt Return Yards** — 76, at Green Bay (9/24/23); **Long Punt Return** — 76t, at Green Bay (9/24/23); **Kickoff Returns** — 5, vs. Tennessee (9/10/23); **Kickoff Return Yards** — 110, vs. Tennessee (9/10/23); **Long Kickoff Return** — 38, at Kansas City (10/7/24); **All-Purpose Yards (Rushing, Receiving, Kickoff Return, Punt Return)** — 216, vs. Tennessee (9/10/23).



2024 MINI BIOS & STATS

22 WR/RS Rashid Shaheed																								
Date	Opp.	GP	ST	Rushing					Receiving					Punt Returns					Kickoff Returns					
				Att	Yds	Avg.	Lg	TD	Rec	Yds	Avg.	Lg	TD	Ret	Yds	Avg.	Lg	TD	Ret	Yds	Avg.	Lg	TD	
9/8	CAR	X	X	0	0	0.0	0	0	3	73	24.3	59t	1	3	60	20.0	47	0	1	33	33.0	33	0	
9/15	@DAL	X	X	3	13	4.3	7	0	4	96	24.0	70t	1	0	0	0.0	0	0	0	0	0.0	0	0	
9/22	PHI	X	X	0	0	0.0	0	0	0	0	0.0	0	0	0	0	0.0	0	0	0	0	0.0	0	0	
9/29	@ATL	X	X	2	14	7.0	13	0	8	83	10.4	25	0	2	17	8.5	17	0	3	75	25.0	33	0	
10/7	@KC	X		0	0	0.0	0	0	4	86	21.5	43t	1	1	10	10.0	10	0	1	38	38.0	38	0	
10/13	TB	X	X	1	2	2.0	2	0	1	11	11.0	11	0	2	56	28.0	54t	1	1	25	25.0	25	0	
10/17	DEN	Reserve/Injured																						
10/27	@LAC	Reserve/Injured																						
11/3	@CAR	Reserve/Injured																						
11/10	ATL	Reserve/Injured																						
11/17	CLE	Reserve/Injured																						
12/1	LAR	Reserve/Injured																						
2024 Season		6	5	6	29	4.8	13	0	20	349	17.5	70t	3	8	143	17.9	47	1	6	171	28.5	38	0	
Career Totals		33	19	17	123	7.2	44t	1	94	1,556	16.6	70t	10	53	675	12.7	76t	2	38	875	23.0	38	0	

93 Nathan Shepherd

Pos.: DT Ht.: 6-4 Wt.: 315 Exp.: 7 College: Fort Hayes State



Regular Season Career GP/GS: (102/41); 2024: (12/12)

2024 REVIEW: vs. Carolina (9/8): Started, finishing with four tackles (three solo), including one stop for a loss. at Dallas (9/15): Started and recorded three tackles (one solo). vs. Philadelphia (9/22): Started and finished with three tackles (two solo). at Atlanta (9/29): Started and played on special teams, recording one tackle and one QB hit. at Kansas City (10/7): Started and finished with three tackles (one solo). vs. Tampa Bay (10/13): Started and recorded three tackles (two solo), including one stop for a loss. vs. Denver (10/17): Started and finished with one tackle. at L.A. Chargers (10/27): Made his 25th start as a Saint and recorded one tackle. at Carolina (11/3): Started and finished with four tackles, two QB hits and a half-sack, his first takedown of the 2024 campaign. vs. Atlanta (11/10): Started and recorded two tackles (one solo) and tied a career-high with two QB hits in his 100th career NFL game. vs. Cleveland (11/17): Started and finished with two tackles. vs. L.A. Rams (12/1): Started and recorded one solo tackle and one sack, his first full takedown of the 2024 campaign.

CAREER HIGHS: Tackles — 7, vs. Carolina (12/10/23); Solo Tackles — 4, vs. Carolina (12/10/23); Sacks — 1 (8x), last vs. L.A. Rams (12/1/24); Tackles for Loss — 2, at L.A. Rams (12/20/20); Quarterback Hits — 2 (4x), last vs. Atlanta (11/10/24).

93 DT Nathan Shepherd													
Date	Opp.	GP	ST	Solo	Ast	Total	Sack/Yds	INT/Yds	PD	FF	FR		
9/8	CAR	X	X	3	1	4	0.0	0.0	0	0	0	0	0
9/15	@DAL	X	X	1	2	3	0.0	0.0	0	0	0	0	0
9/22	PHI	X	X	2	1	3	0.0	0.0	0	0	0	0	0
9/29	@ATL	X	X	0	1	1	0.0	0.0	0	0	0	0	0
10/7	@KC	X	X	1	2	3	0.0	0.0	0	0	0	0	0
10/13	TB	X	X	2	1	3	0.0	0.0	0	0	0	0	0
10/17	DEN	X	X	0	1	1	0.0	0.0	0	0	0	0	0
10/27	@LAC	X	X	0	1	1	0.0	0.0	0	0	0	0	0
11/3	@CAR	X	X	0	4	4	0.5	2.5	0	0	0	0	0
11/10	ATL	X	X	1	1	2	0.0	0.0	0	0	0	0	0
11/17	CLE	X	X	0	2	2	0.0	0.0	0	0	0	0	0
12/1	LAR	X	X	1	0	1	1.0	9.0	0	0	0	0	0
2024 Season		12	12	11	17	28	1.5	11.5	0	0	0	0	0
Saints Career		29	29	37	41	78	4.5	31.5	0	0	0	0	0
Career Totals		102	41	97	92	189	10.5	86.5	0	0	0	0	0



2024 MINI BIOS & STATS

13 Equanimeous St. Brown

Pos.: WR Ht.: 6-5 Wt.: 214 Exp.: 6 College: Notre Dame



Regular Season Career GP/GS: (62/28); 2024: (2/0)

2024 REVIEW: vs. Denver (10/17): Gameday elevation from the practice squad. Rotated in on offense in his Saints debut and first game action of the 2024 season. **at L.A. Chargers (10/27):** Rotated in on offense.

ADDITIONAL STATS: Special Teams Tackles — (2020, 1), (2021, 6); **Total: 7.**

CAREER HIGHS: Receptions — 5, at N.Y. Jets (12/23/18); **Receiving Yards** — 94, at N.Y. Jets (12/23/18); **Long Reception** — 56, vs. Green Bay (12/4/22); **Receiving TDs** — 1 (2x), last vs. San Francisco (9/11/22).

13 WR Equanimeous St. Brown								
				Receiving				
Date	Opp.	GP	ST	Rec	Yds	Avg.	Lg	TD
10/17	DEN	X		0	0	0.0	0	0
10/27	@LAC	X		0	0	0.0	0	0
2024 Season		2	0	0	0	0.0	0	0
Saints Career		2	0	0	0	0.0	0	0
Career Totals		62	28	63	928	14.7	56	2

44 Isaiah Stalbird

Pos.: LB Ht.: 6-1 Wt.: 215 Exp.: R College: South Dakota State



Regular Season Career GP/GS: (3/0); 2024: (3/0)

2024 REVIEW: at Dallas (9/15): Gameday elevation from the practice squad. Played on special teams in his NFL debut, recording one coverage tackle. **vs. Philadelphia (9/22):** Gameday elevation from the practice squad. Played on special teams, finishing with one coverage tackle. **at Kansas City (10/7):** Gameday elevation from the practice squad. Played on special teams and recorded one coverage tackle.

ADDITIONAL STATS: Special Teams Tackles — (2024, 3); **Total: 3.**

44 LB Isaiah Stalbird												
Date	Opp.	GP	ST	Solo	Ast	Total	Sack/Yds	INT/Yds	PD	FF	FR	
9/15	@DAL	X		0	0	0	0.0	0.0	0	0	0	0
9/22	PHI	X		0	0	0	0.0	0.0	0	0	0	0
10/7	@KC	X		0	0	0	0.0	0.0	0	0	0	0
2024 Season		3	0	0	0	0	0.0	0.0	0	0	0	0
Career Totals		3	0	0	0	0	0.0	0.0	0	0	0	0

1 Alontae Taylor

Pos.: CB Ht.: 6-1 Wt.: 199 Exp.: 3 College: Tennessee



Regular Season Career GP/GS: (42/32); 2024: (12/10)

2024 REVIEW: vs. Carolina (9/8): Rotated in at NCB and led the team in tackles, recording six stops (5 solo), one pass breakup, and three sacks. Taylor became the first Saints defensive back to ever record three sacks in a game and sparked the Saints defense to a statement win in the opener, holding Carolina to 193 yards (135 passing and 58 rushing) and 3.5 yards per play. **at Dallas (9/15):** Started at NCB and led the team in tackles for the second consecutive week, recording a career-high nine stops (seven solo), including one stop for a loss. **vs. Philadelphia (9/22):** Rotated in at



2024 MINI BIOS & STATS

NCB, finishing with four tackles (two solo), one pass breakup, a forced fumble, and a half-sack. Taylor's forced fumble was the first of his career. **at Atlanta (9/29):** Started at NCB and finished with four solo tackles and two pass breakups. **at Kansas City (10/7):** Made his 25th career start at NCB and recorded five tackles (four solo) with two stops for a loss and one forced fumble. **vs. Tampa Bay (10/13):** Started at NCB and finished with six tackles (four solo), including one stop for a loss, and one pass breakup. **vs. Denver (10/17):** Started at NCB and recorded seven tackles (five solo) with one pass breakup. **at L.A. Chargers (10/27):** Started at NCB and finished with three tackles (one solo), one pass breakup, and a half-sack, his fourth of the season. Taylor now has four sacks, tied for the most in a single season by a Saints cornerback with Alex Molden (1997). **at Carolina (11/3):** Made his first career start at LCB, finishing with four tackles (three solo) and a season-high three pass breakups. **vs. Atlanta (11/10):** Started at LCB and tied a career-high with nine tackles (seven solo). **vs. Cleveland (11/17):** Started at LCB and finished with eight tackles (five solo) and two pass breakups. **vs. L.A. Rams (12/1):** Started at LCB and recorded five tackles (three solo).

ADDITIONAL STATS: Special Teams Tackles — (2022, 1); **Total: 1.**

CAREER HIGHS: Tackles — 9 (2x), vs. Atlanta (11/10/24) and at Dallas (9/15/24); **Solo Tackles** — 7 (2x), vs. Atlanta (11/10/24) and at Dallas (9/15/24); **Tackles for Loss** — 3, vs. Carolina (9/8/24); **Interceptions** — 1 (2x), vs. Atlanta (1/7/24) and at Tampa Bay (12/31/23); **Passes Defensed** — 5, at Green Bay (9/24/23); **Forced Fumbles** — 1 (2x), at Kansas City (10/7/24) and vs. Philadelphia (9/22/24); **Sacks** — 3 (franchise record for DBs), vs. Carolina (9/8/24); **Quarterback Hits** — 3, vs. Carolina (9/8/24); **Special Teams Tackles** — 1, at Cleveland (12/24/22).

1 CB Alontae Taylor													
Date	Opp.	GP	ST	Solo	Ast	Total	Sack/Yds	INT/Yds	PD	FF	FR		
9/8	CAR	X		5	1	6	3.0	26.0	0	0	1	0	0
9/15	@DAL	X	X	7	2	9	0.0	0.0	0	0	0	0	0
9/22	PHI	X		2	2	4	0.5	4.0	0	0	1	1	0
9/29	@ATL	X	X	4	0	4	0.0	0.0	0	0	2	0	0
10/7	@KC	X	X	4	1	5	0.0	0.0	0	0	0	1	0
10/13	TB	X	X	4	2	6	0.0	0.0	0	0	1	0	0
10/17	DEN	X	X	5	2	7	0.0	0.0	0	0	1	0	0
10/27	@LAC	X	X	1	2	3	0.5	2.5	0	0	1	0	0
11/3	@CAR	X	X	3	1	4	0.0	0.0	0	0	3	0	0
11/10	ATL	X	X	7	2	9	0.0	0.0	0	0	0	0	0
11/17	CLE	X	X	5	3	8	0.0	0.0	0	0	2	0	0
12/1	LAR	X	X	3	2	5	0.0	0.0	0	0	0	0	0
2024 Season		12	10	50	20	70	4.0	32.5	0	0	12	2	0
Career Totals		42	32	144	46	190	5.0	46.5	2	16	37	2	0

30 Roderic Teamer Jr.

Pos.: S **Ht.:** 6-0 **Wt.:** 205 **Exp.:** 5 **College:** Tulane



Regular Season Career GP/GS: (42/11); **2024:** (2/0)

2024 REVIEW: Signed to the practice squad, (10/22). **at L.A. Chargers (10/27):** Gameday elevation from the practice squad. Played on special teams in his first game as a Saint. **at Carolina (11/3):** Gameday elevation from the practice squad. Played on special teams.

ADDITIONAL STATS: Special Teams Tackles — (2019, 10), (2020, 5), (2021, 3), (2022, 1), (2023, 2), (2024, 1); **Total: 22; Special Teams Fumble Recoveries** — (2019, 1); **Total: 1.**

CAREER HIGHS: Tackles — 9 (2x), vs. Denver (10/6/19) and vs. at Chicago (10/27/19); **Solo Tackles** — 8, at Chicago (10/27/19); **Sacks** — 1, at Chicago (10/27/19); **Passes Defensed** — 1 (3x), last vs. L.A. Chargers (1/9/22); **Interceptions** — 1, at Tennessee (10/20/19); **Special Teams Tackles** — 2 (2x), vs. Chicago (10/10/21) and at L.A. Rams (12/8/22);



2024 MINI BIOS & STATS

30 S Roderic Teamer Jr.

Date	Opp.	GP	ST	Solo	Ast	Total	Sack/Yds	INT/Yds	PD	FF	FR
10/27	@LAC	X		0	0	0	0.0	0.0	0	0	0
11/3	@CAR	X		0	0	0	0.0	0.0	0	0	0
2024 Season		2	0	0	0	0	0.0	0.0	0	0	0
Saints Career		2	0	0	0	0	0.0	0.0	0	0	0
Career Totals		42	11	67	26	93	1.0	0.0	1	3	3

84 Mason Tipton

Pos.: WR Ht.: 5-11 Wt.: 187 Exp.: R College: Yale



Regular Season Career GP/GS: (10/1); 2024: (10/1)

2024 REVIEW: vs. **Carolina (9/8):** Rotated in on offense in his NFL debut, catching one pass for six yards. **at Dallas (9/15):** Rotated in on offense. **vs. Philadelphia (9/22):** Rotated in on offense and finished with two receptions for 11 yards. **at Atlanta (9/29):** Rotated in on offense and caught one pass for six yards. **at Kansas City (10/7):** Rotated in on offense and caught one pass for two yards. **vs. Tampa Bay (10/13):** Rotated in on offense and played on special teams, catching one pass for 15 yards. **vs. Denver (10/17):** Made the first start of his NFL career and caught a season-high six passes for 45 yards. Also returned one kick for 21 yards. **at L.A. Chargers (10/27):** Rotated in on offense and caught two passes for 14 yards. **at Carolina (11/3):** Rotated in on offense and played on special teams. **vs. Atlanta (11/10):** Rotated in on offense and played on special teams. **vs. Cleveland (11/17):** Inactive. **vs. L.A. Rams (12/1):** Inactive.

ADDITIONAL STATS: Kickoff Returns — (1 return for 21 yards, 2024); **Total: 1 return for 21 yards.**

CAREER HIGHS: Receptions — 6, vs. Denver (10/17/24); **Receiving Yards** — 45, vs. Denver (10/17/24); **Long Reception** — 15, vs. Tampa Bay (10/13/24); **Kickoff Returns** — 1, vs. Denver (10/17/24); **Kickoff Return Yards** — 21, vs. Denver (10/17/24).

84 WR Mason Tipton								
				Receiving				
Date	Opp.	GP	ST	Rec	Yds	Avg.	Lg	TD
9/8	CAR	X		1	6	6.0	6	0
9/15	@DAL	X		0	0	0.0	0	0
9/22	PHI	X		2	11	5.5	6	0
9/29	@ATL	X		1	6	6.0	6	0
10/7	@KC	X		1	2	2.0	2	0
10/13	TB	X		1	15	15.0	15	0
10/17	DEN	X	X	6	45	7.5	9	0
10/27	@LAC	X		2	14	7.0	10	0
11/3	@CAR	X		0	0	0.0	0	0
11/10	ATL	X		0	0	0.0	0	0
11/17	CLE	Inactive						
12/1	LAR	Inactive						
2024 Season		10	1	14	99	7.1	15	0
Career Totals		10	1	14	99	7.1	15	0

98 Payton Turner

Pos.: DE Ht.: 6-6 Wt.: 270 Exp.: 4 College: Houston



Regular Season Career GP/GS: (26/0); 2024: (11/0)

2024 REVIEW: vs. **Carolina (9/8):** Rotated in at DE and played on special teams, finishing with one pass breakup, the first of his NFL career. **at Dallas (9/15):** Rotated in at DE and played on special teams. **vs. Philadelphia (9/22):** Rotated in at DE and played on special teams, finishing with his first career coverage. **at Atlanta (9/29):** Rotated in at DE and



2024 MINI BIOS & STATS

special teams, recording three tackles, his first career forced fumble and his first sack of the season. **at Kansas City (10/7)**: Inactive (knee). **vs. Tampa Bay (10/13)**: Rotated in at DE and on special teams, recording one coverage tackle. **vs. Denver (10/17)**: Rotated in at DE and played on special teams, finishing with one pass breakup. **at L.A. Chargers (10/27)**: Rotated in at DE and played on special teams, finishing with two tackles (one solo). **at Carolina (11/3)**: Rotated in at DE and on special teams, recording two solo tackles, including one stop for a loss. **vs. Atlanta (11/10)**: Rotated in at DE and on special teams, finishing with a season-high four tackles (two solo) with one pass breakup, one forced fumble, two QB hits and a sack. Turner's forced fumble was his second of the season, with his first previously coming against the Falcons in the Week Four matchup in Atlanta. **vs. Cleveland (11/17)**: Rotated in at DE and on special teams, finished with one tackle. **vs. L.A. Rams (12/1)**: Rotated in at DE and played on special teams, recording one tackle.

ADDITIONAL STATS: Blocked Field Goals — (2022, 1); **Total: 1**; **Special Teams Tackles** — (2024, 1); **Total: 1**.

CAREER HIGHS: Tackles — 5 (2x), at Carolina (9/19/21) and at Pittsburgh (11/13/22); **Solo Tackles** — 4, at Carolina (9/19/21) and at Pittsburgh (11/13/22); **Sacks** — 2, vs. Las Vegas (10/30/22); **Tackles for Loss** — 3, at Carolina (9/19/21); **Quarterback Hits** — 2 (4x), last vs. Atlanta (11/10/24); **Passes Defensed** — 1, vs. Carolina (9/8/24); **Forced Fumbles** — 1 (2x), vs. Atlanta (11/10/24) and at Atlanta (9/29/24); **Fumble Recoveries** — 1, vs. Atlanta (1/7/24).

93 DE Payton Turner													
Date	Opp.	GP	ST	Solo	Ast	Total	Sack/Yds	INT/Yds	PD	FF	FR		
9/8	CAR	X		0	0	0	0.0	0.0	0	0	1	0	0
9/15	@DAL	X		0	0	0	0.0	0.0	0	0	0	0	0
9/22	PHI	X		0	0	0	0.0	0.0	0	0	0	0	0
9/29	@ATL	X		2	1	3	1.0	11.0	0	0	0	1	0
10/7	@KC			Inactive									
10/13	TB	X		0	0	0	0.0	0.0	0	0	0	0	0
10/17	DEN	X		0	0	0	0.0	0.0	0	0	1	0	0
10/27	@LAC	X		1	1	2	0.0	0.0	0	0	0	0	0
11/3	@CAR	X		2	0	2	0.0	0.0	0	0	0	0	0
11/10	ATL	X		2	2	4	1.0	5.0	0	0	1	1	0
11/17	CLE	X		0	1	1	0.0	0.0	0	0	0	0	0
12/1	LAR	X		0	1	1	0.0	0.0	0	0	0	0	0
2024 Season		11	0	7	6	13	2.0	16.0	0	0	3	2	0
Career Totals		26	0	27	15	42	5.0	35.0	0	0	3	2	1

74 Oli Udoh

Pos.: OL **Ht.:** 6-6 **Wt.:** 320 **Exp.:** 6 **College:** Elon



Regular Season Career GP/GS: (53/18); **2024:** (10/0)

2024 REVIEW: **vs. Carolina (9/8)**: Rotated in at RG and played on special teams in his Saints debut. **at Dallas (9/15)**: Rotated in at RG in the fourth quarter and played on special teams. **vs. Philadelphia (9/22)**: Played on special teams and filled in at RG for one possession in the third quarter after Cesar Ruiz left the game for medical evaluation. **at Atlanta (9/29)**: Rotated in at T in the jumbo package and played on special teams. **at Kansas City (10/7)**: Dressed but did not play. **vs. Tampa Bay (10/13)**: Dressed but did not play. **vs. Denver (10/17)**: Played on special teams. **at L.A. Chargers (10/27)**: Played on special teams. **at Carolina (11/3)**: Played on special teams. **vs. Atlanta (11/10)**: Rotated in at LT for the injured Taliese Fuaga and played on special teams. **vs. Cleveland (11/17)**: Rotated in at T in the jumbo package and played on special teams. **vs. L.A. Rams (12/1)**: Played on special teams.

10 Marquez Valdes-Scantling

Pos.: WR **Ht.:** 6-4 **Wt.:** 206 **Exp.:** 7 **College:** South Florida



Regular Season Career GP/GS: (102/64); **2024:** (10/4)

2024 REVIEW: Signed to the active roster, (10/22). **at L.A. Chargers (10/27)**: Inactive. **at Carolina (11/3)**: Started in his Saints debut and caught one pass for five yards. **vs. Atlanta (11/10)**: Started in his 100th career NFL game and



2024 MINI BIOS & STATS

finished with three catches for a team-leading 109 yards with two touchdowns. Valdes-Scantling tied a career-high for scoring grabs and was the first Saints receiver to have multiple touchdown grabs in a single game since WR A.T. Perry last did so in the 2023 regular season finale against Atlanta. **vs. Cleveland (11/17):** Started and finished with two catches for a team-best 87 yards and a touchdown. **vs. L.A. Rams (12/1):** Started and recorded two catches for 36 yards and a touchdown. Valdes-Scantling now has four touchdowns with the Saints in his first four games.

CAREER HIGHS: Receptions — 7, at Detroit (10/7/18); **Receiving Yards** — 149, vs. Jacksonville (11/15/20); **Long Reception** — 78t, vs. Jacksonville (11/15/20); **Touchdowns** — 2 (2x), vs. Atlanta (11/10/24) and at San Francisco (11/5/20).

10 WR Marquez Valdes-Scantling								
				Receiving				
Date	Opp.	GP	ST	Rec	Yds	Avg.	Lg	TD
10/27	@LAC			Inactive				
11/3	@CAR	X	X	1	5	5.0	5	0
11/10	ATL	X	X	3	109	36.3	67	2
11/17	CLE	X	X	2	87	43.5	71t	1
12/1	LAR	X	X	2	36	18.0	28t	1
2024 Season		10	4	10	263	26.3	71t	4
Saints Career		4	4	8	237	29.6	71t	4
Career Totals		102	64	196	3,418	17.4	78t	20

91 Kendal Vickers

Pos.: DT **Ht.:** 6-3 **Wt.:** 295 **Exp.:** 3 **College:** Tennessee



Regular Season Career GP/GS: (27/2); **2024:** (1/0)

2024 REVIEW: vs. Carolina (9/8): Gameday elevation from the practice squad. Finished with two tackles (one solo).

CAREER HIGHS: Tackles — 4, vs. Arizona (9/18/22); **Solo Tackles** — 2, vs. Kansas City (11/22/20); **Sacks** — 1 (2x), last vs. Miami (12/26/20); **Tackles for Loss** — 1 (3x), last vs. Miami (12/26/20); **Quarterback Hits** — 2, vs. L.A. Chargers (12/17/20).

91 DT Kendal Vickers												
Date	Opp.	GP	ST	Solo	Ast	Total	Sack/Yds	INT/Yds	PD	FF	FR	
9/8	CAR	X		1	1	2	0.0	0.0	0	0	0	
2024 Season		1	0	1	1	2	0.0	0.0	0	0	0	
Saints Career		1	0	1	1	2	0.0	0.0	0	0	0	
Career Totals		27	2	11	13	24	2.0	14.0	0	0	0	

20 Pete Werner

Pos.: LB **Ht.:** 6-3 **Wt.:** 242 **Exp.:** 4 **College:** Ohio State



Regular Season Career GP/GS: (52/44); **2024:** (9/9)

2024 REVIEW: vs. Carolina (9/8): Started at WLB in the season opener, finishing with two tackles (one solo). **at Dallas (9/15):** Started at WLB and recorded eight tackles (five solo). **vs. Philadelphia (9/22):** Started at WLB and finished with five tackles (three solo). **at Atlanta (9/29):** Made his second career start at MLB in place of the injured Demario Davis and recorded six tackles (three solo). **at Kansas City (10/7):** Inactive (groin). **vs. Tampa Bay (10/13):** Inactive (groin). **vs. Denver (10/17):** Inactive (hamstring). **at L.A. Chargers (10/27):** Started at WLB in his first game back from injury and tied for the team lead with nine tackles (seven solo), including two stops for a loss. **at Carolina (11/3):** Started at WLB and finished with a team-high eight tackles (five solo), including one stop for a loss. **vs. Atlanta (11/10):** Started at WLB in his 50th career NFL game and recorded five tackles (four solo) with one pass breakup. Werner left the game



2024 MINI BIOS & STATS

with a hand injury in the fourth quarter and did not return. **vs. Cleveland (11/17):** Started at WLB and finished with six tackles (three solo). **vs. L.A. Rams (12/1):** Started at WLB and recorded eight tackles (seven solo).

ADDITIONAL STATS: Special Teams Tackles — (2021, 2), (2022, 1); **Total: 3.**

CAREER HIGHS: Tackles — 13, at Washington (10/10/21); **Solo Tackles** — 11, at Atlanta (9/11/22); **Sacks** — 0.5, at Atlanta (11/26/23); **Tackles for Loss** — 2 (2x), last at L.A. Rams (12/21/23); **Quarterback Hits** — 1 (2x), last vs. Tennessee (9/10/23); **Passes Defensed** — 1 (5x), last vs. Atlanta (11/10/24); **Interceptions** — 1, at New England (10/8/23); **Forced Fumbles** — 1 (2x), last vs. Seattle (10/9/22); **Fumble Recoveries** — 1 (2x), vs. Carolina (12/10/23) and vs. Chicago (11/5/23).

20 LB Pete Werner													
Date	Opp.	GP	ST	Solo	Ast	Total	Sack/Yds	INT/Yds	PD	FF	FR		
9/8	CAR	X	X	1	1	2	0.0	0.0	0	0	0	0	0
9/15	@DAL	X	X	5	3	8	0.0	0.0	0	0	0	0	0
9/22	PHI	X	X	3	2	5	0.0	0.0	0	0	0	0	0
9/29	@ATL	X	X	3	3	6	0.0	0.0	0	0	0	0	0
10/7	@KC	Inactive											
10/13	TB	Inactive											
10/17	DEN	Inactive											
10/27	@LAC	X	X	7	2	9	0.0	0.0	0	0	0	0	0
11/3	@CAR	X	X	5	3	8	0.0	0.0	0	0	0	0	0
11/10	ATL	X	X	4	1	5	0.0	0.0	0	0	1	0	0
11/17	CLE	X	X	3	3	6	0.0	0.0	0	0	0	0	0
12/1	LAR	X	X	7	1	8	0.0	0.0	0	0	0	0	0
2024 Season		9	9	38	19	57	0.0	0.0	0	0	1	0	0
Career Totals		52	44	189	99	288	0.5	4.0	1	0	5	2	2

21 Jamaal Williams

Pos.: RB **Ht.:** 6-0 **Wt.:** 224 **Exp.:** 8 **College:** BYU



Regular Season Career GP/GS: (112/44); **2024:** (9/0)

2024 REVIEW: vs. Carolina (9/8): Rotated in on offense and on special teams, finishing with 11 carries for 38 yards and a TD, one reception for 13 yards, and one 32-yard kickoff return. **at Dallas (9/15):** Rotated in on offense and played on special teams, finishing with 39 yards on eight rushing attempts. Surpassed 4,000 career rushing yards. **vs. Philadelphia (9/22):** Rotated in on offense and special teams, finishing with one rush for a loss of one and one catch for no gain. **at Atlanta (9/29):** Rotated in on offense and special teams, finishing with three carries for 11 yards and two receptions for eight yards. **at Kansas City (10/7):** Rotated in on offense and on special teams, finishing with two carries for nine yards and returned two kicks for 47 yards. **vs. Tampa Bay (10/13):** Rotated in on offense and played on special teams, rushing twice for seven yards. **vs. Denver (10/17):** Rotated in on offense and played on special teams, rushing three times for 17 yards. **at L.A. Chargers (10/27):** Rotated in on offense, finishing with two carries for four yards. **at Carolina (11/3):** Inactive (groin). **vs. Atlanta (11/10):** Inactive (groin). **vs. Cleveland (11/17):** Inactive (groin). **vs. L.A. Rams (12/1):** Rotated in on offense in his first game back from injury, finishing with one reception for seven yards.

ADDITIONAL STATS: Two-Point Conversions — (2020, 2), (2022, 1); **Total: 3.**

CAREER HIGHS: Receptions — 8 (2x), vs. Atlanta (10/5/20) and vs. San Francisco (9/12/21); **Receiving Yards** — 95, vs. Atlanta (10/5/20); **Long Reception** — 54t, at Pittsburgh (11/26/17); **Receiving TDs** — 1 (8x), last at Indianapolis (11/22/20); **Rushes** — 24, vs. Green Bay (11/6/22); **Rushing Yards** — 144, vs. Chicago (1/1/23); **Long Rush** — 58, vs. Chicago (1/1/23); **Rushing TDs** — 3, at N.Y. Giants (11/20/22); **Total TDs** — 3, at N.Y. Giants (11/20/22); **Total Yards From Scrimmage** — 157, vs. Chicago (1/1/23).



2024 MINI BIOS & STATS

21 RB Jamaal Williams													
Date	Opp.	GP	ST	Rushing					Receiving				
				Att	Yds	Avg.	Lg	TD	Rec	Yds	Avg.	Lg	TD
9/8	CAR	X		11	38	3.5	14t	1	1	13	13.0	13	0
9/15	@DAL	X		8	39	4.9	11	0	0	0	0.0	0	0
9/22	PHI	X		1	-1	-1.0	-1	0	1	0	0.0	0	0
9/29	@ATL	X		3	11	3.7	4	0	2	8	4.0	4	0
10/7	@KC	X		2	9	4.5	9	0	0	0	0.0	0	0
10/13	TB	X		2	7	3.5	9	0	0	0	0.0	0	0
10/17	DEN	X		3	17	5.7	13	0	0	0	0.0	0	0
10/27	@LAC	X		2	4	2.0	2	0	0	0	0.0	0	0
11/3	@CAR			Inactive									
11/10	ATL			Inactive									
11/17	CLE			Inactive									
12/1	LAR	X		0	0	0.0	0	0	1	7	7.0	7	0
2024 Season		9	0	32	124	3.9	14t	1	5	28	5.6	13	0
Saints Career		22	4	138	430	3.1	17	2	23	90	3.9	13	0
Career Totals		112	44	1,053	4,082	3.9	58	32	183	1,281	7.0	54t	8

11 Cedrick Wilson Jr.

Pos.: WR Ht.: 6-2 Wt.: 197 Exp.: 7 College: Boise State



Regular Season Career GP/GS: (78/7); 2024: (10/0)

2024 REVIEW: vs. **Carolina (9/8):** Rotated in on offense and played on special teams in his Saints debut, recording one coverage tackle. at **Dallas (9/15):** Rotated in on offense and played on special teams, finishing with one coverage tackle. Left the game in the second quarter (abdomen) and did not return. vs. **Philadelphia (9/22):** Rotated in on offense and played on special teams, finishing with one catch for three yards, his first as a Saint. at **Atlanta (9/29):** Rotated in on offense and played on special teams. at **Kansas City (10/7):** Rotated in on offense and played on special teams, recording one coverage tackle. vs. **Tampa Bay (10/13):** Rotated in on offense and played on special teams, catching two passes for 28 yards and had a career-best four coverage tackles. vs. **Denver (10/17):** Rotated in on offense and played on special teams in his 75th career NFL game, leading the team in receiving with six catches for 57 yards and a touchdown, his first as a Saint. at **L.A. Chargers (10/27):** Inactive (hip). at **Carolina (11/3):** Rotated in on offense and played on special teams, finishing with two catches for 34 yards. vs. **Atlanta (11/10):** Inactive (shoulder). vs. **Cleveland (11/17):** Rotated in on offense and played on special teams. vs. **L.A. Rams (12/1):** Rotated in on offense and played on special teams, finishing with one catch for 19 yards.

ADDITIONAL STATS: Special Teams Tackles — (2020, 1), (2021, 1), (2024, 7); **Total: 9.**

CAREER HIGHS: Receptions — 7, vs. Las Vegas (11/25/21); **Receiving Yards** — 119, at Philadelphia (1/8/22); **Long Reception** — 73t, at Minnesota (10/31/21); **Receiving TDs** — 2 (2x), last at Philadelphia (1/8/22).



2024 MINI BIOS & STATS

11 WR Cedrick Wilson Jr.								
				Receiving				
Date	Opp.	GP	ST	Rec	Yds	Avg.	Lg	TD
9/8	CAR	X		0	0	0.0	0	0
9/15	@DAL	X		0	0	0.0	0	0
9/22	PHI	X		1	3	3.0	3	0
9/29	@ATL	X		0	0	0.0	0	0
10/7	@KC	X		0	0	0.0	0	0
10/13	TB	X		2	28	14.0	25	0
10/17	DEN	X		6	57	9.5	17	1
10/27	@LAC			Inactive				
11/3	@CAR	X		2	34	17.0	18	0
11/10	ATL			Inactive				
11/17	CLE	X		0	0	0.0	0	0
12/1	LAR	X		1	19	19.0	19	0
2024 Season		10	0	12	141	11.8	25	1
Saints Career		10	0	12	141	11.8	25	1
Career Totals		78	7	113	1,410	12.5	73t	12

49 Zach Wood

Pos.: LS Ht.: 6-3 Wt.: 255 Exp.: 8 College: SMU



Regular Season Career GP: (127); 2024: (12)

2024 REVIEW: vs. **Carolina (9/8):** Handled the snapping duties. **at Dallas (9/15):** Handled the snapping duties. **vs. Philadelphia (9/22):** Handled the snapping duties. **at Atlanta (9/29):** Handled the snapping duties. **at Kansas City (10/7):** Handled the snapping duties. **vs. Tampa Bay (10/13):** Handled the snapping duties, recording one coverage tackle. **vs. Denver (10/17):** Handled the snapping duties. **at L.A. Chargers (10/27):** Handled the snapping duties. **at Carolina (11/3):** Handled the snapping duties and finished with one coverage tackle. **at Atlanta (11/10):** Handled the snapping duties in his 125th career game. **vs. Cleveland (11/17):** Handled the snapping duties. **vs. L.A. Rams (12/1):** Handled the snapping duties.

ADDITIONAL STATS: Special Teams Tackles — (2018, 1), (2022, 4), (2023, 2), (2024, 2); **Total: 9.**

99 Chase Young

Pos.: DE Ht.: 6-5 Wt.: 265 Exp.: 5 College: Ohio State



Regular Season Career GP/GS: (55/32); 2024: (12/0)

2024 REVIEW: vs. **Carolina (9/8):** Rotated in at DE in his Saints debut, recording two QB hits. **at Dallas (9/15):** Rotated in at DE, finishing with four tackles (two solo), two QB hits, and a half-sack, his first as a Saint. **vs. Philadelphia (9/22):** Rotated in at DE and recorded four tackles (one solo) with three QB hits, tying a career-high. **at Atlanta (9/29):** Rotated in at DE and finished with three solo tackles, including one stop for a loss, and one QB hit. **at Kansas City (10/7):** Rotated in at DE and recorded three tackles (two solo) with two QB hits and a sack, his first full sack as a member of the Black and Gold. **vs. Tampa Bay (10/13):** Rotated in at DE and finished with two solo tackles, including one stop for a loss, and one QB hit. **vs. Denver (10/17):** Rotated in at DE in his 50th career NFL game. **at L.A. Chargers (10/27):** Rotated in at DE and recorded two tackles (one solo), one pass breakup, his first as a Saint, a half-sack and two QB hits. **at Carolina (11/3):** Rotated in at DE and sacked QB Bryce Young on a two-point conversion attempt. **vs. Atlanta (11/10):** Rotated in at DE and finished with one solo tackle, two QB hits, one forced fumble and a sack. Young's strip-sack of QB Kirk Cousins in the fourth quarter stalled the Falcons' offense and kept them out of field goal range to tie the game, helping seal a Saints victory to snap the Black and Gold's seven-game losing streak. **vs. Cleveland (11/17):** Rotated in at DE and finished with two tackles (one solo) and a half-sack. **vs. L.A. Rams (12/1):** Rotated in at DE and recorded one QB hit.



2024 MINI BIOS & STATS

CAREER HIGHS: Tackles — 6 (2x), last at San Francisco (12/13/20); **Solo Tackles** — 5, vs. Dallas (10/25/20); **Tackles for Loss** — 3, at N.Y. Giants (10/22/23); **Sacks** — 2, at N.Y. Giants (10/22/23); **Quarterback Hits** — 3 (3x), last vs. Philadelphia (9/22/24); **Passes Defensed** — 2, at San Francisco (12/13/20); **Forced Fumbles** — 1 (6x), last at Denver (10/31/21); **Fumble Recoveries** — 1 (3x), last at Philadelphia (1/3/21).

99 DE Chase Young												
Date	Opp.	GP	ST	Solo	Ast	Total	Sack/Yds	INT/Yds	PD	FF	FR	
9/8	CAR	X		0	0	0	0.0	0.0	0	0	0	0
9/15	@DAL	X		2	2	4	0.5	3.0	0	0	0	0
9/22	PHI	X		1	3	4	0.0	0.0	0	0	0	0
9/29	@ATL	X		3	0	3	0.0	0.0	0	0	0	0
10/7	@KC	X		2	1	3	1.0	6.0	0	0	0	0
10/13	TB	X		2	0	2	0.0	0.0	0	0	0	0
10/17	DEN	X		0	0	0	0.0	0.0	0	0	0	0
10/27	@LAC	X		1	1	2	0.5	2.5	0	0	1	0
11/3	@CAR	X		0	0	0	0.0	0.0	0	0	0	0
11/10	ATL	X		1	0	1	1.0	9.0	0	0	1	0
11/17	CLE	X		1	1	2	0.5	0.0	0	0	0	0
12/1	LAR	X		0	0	0	0.0	0.0	0	0	0	0
2024 Season		12	0	13	8	21	3.5	20.5	0	0	1	0
Saints Career		12	0	13	8	21	3.5	20.5	0	0	1	0
Career Totals		55	32	80	41	121	20.0	107.5	0	0	10	3

67 Landon Young

Pos.: T **Ht.:** 6-7 **Wt.:** 321 **Exp.:** 4 **College:** Kentucky



Regular Season Career GP/GS: (51/11); **2024:** (12/4)

2024 REVIEW: vs. Carolina (9/8): Rotated in at LG in place of injured Lucas Patrick and played on special teams in the season opener. **at Dallas (9/15):** Rotated in at LT in the fourth quarter and played on special teams. **vs. Philadelphia (9/22):** Rotated in at T in the jumbo package and played on special teams. **at Atlanta (9/29):** Started at RG for the first time in his career in place of the injured Cesar Ruiz and played on special teams. **at Kansas City (10/7):** Started at RG and played on special teams. **vs. Tampa Bay (10/13):** Made his 10th career NFL start at RG. **vs. Denver (10/17):** Started at RG. **at L.A. Chargers (10/27):** Played on special teams. **at Carolina (11/3):** Played on special teams. **vs. Atlanta (11/10):** Played on special teams. **vs. Cleveland (11/17):** Played on special teams in his 50th career NFL game. **vs. L.A. Rams (12/1):** Rotated in at LG in the fourth quarter in place of the injured Nick Saldiveri and played on special teams.

2024 New Orleans Saints Game-By-Game Starters

OFFENSE

Date	Opp.	WR	LT	LG	C	RG	RT	TE	WR	QB	RB	FB
9/8	CAR	Olave	Fuaga	Patrick	McCoy	Ruiz	Penning	Moreau	Shaheed	Carr	Kamara	Hill (TE)
9/15	@DAL	Olave	Fuaga	Patrick	McCoy	Ruiz	Penning	Moreau	Shaheed	Carr	Kamara	Hill
9/22	PHI	Olave	Fuaga	Patrick	McCoy	Ruiz	Penning	Moreau	Shaheed	Carr	Kamara	Prentice
9/29	@ATL	Olave	Fuaga	Patrick	Lemieux	Young	Penning	Moreau	Shaheed	Carr	Kamara	Hill (TE)
10/7	@KC	Olave	Fuaga	Saldveri	Patrick	Young	Penning	Moreau	Johnson (TE)	Carr	Kamara	Holker (TE)
10/13	TB	Olave	Fuaga	Saldveri	McGovern	Young	Penning	Moreau	Shaheed	Rattler	Kamara	Johnson (TE)
10/17	DEN	Means	Fuaga	Saldveri	McGovern	Young	Penning	Moreau	Tipton	Rattler	Kamara	Prentice
10/27	@LAC	Olave	Fuaga	Patrick	McGovern	Ruiz	Penning	Moreau	Johnson (TE)	Rattler	Kamara	Hill (TE)
11/3	@CAR	Olave	Fuaga	Patrick	McGovern	Ruiz	Penning	Moreau	Valdes-Scantling	Carr	Kamara	Hill (TE)
11/10	ATL	Valdes-Scantling	Fuaga	Saldveri	McGovern	Ruiz	Penning	Moreau	Hill (TE)	Carr	Kamara	Prentice
11/17	CLE	Valdes-Scantling	Fuaga	Saldveri	McCoy	Ruiz	Penning	Moreau	Hill (TE)	Carr	Kamara	Prentice
12/1	LAR	Valdes-Scantling	Fuaga	Saldveri	McCoy	Ruiz	Penning	Moreau	Hill (TE)	Carr	Kamara	Prentice

DEFENSE

Date	Opp.	LDE	LDT	RDT	RDE	WLB	MLB	SAM	LCB	RCB	SS	FS
9/8	CAR	Jordan	Bresee	Shepherd	Granderson	Werner	Davis	Gay Jr.	Adebo	Latimore	Harris	Mathieu
9/15	@DAL	Jordan	Bresee	Shepherd	Granderson	Werner	Davis	Taylor (NICKEL)	Adebo	McKinstry	Harris	Mathieu
9/22	PHI	Jordan	Bresee	Shepherd	Granderson	Werner	Davis	Gay Jr.	Adebo	Latimore	Harris	Mathieu
9/29	@ATL	Jordan	Bresee	Shepherd	Granderson	Gay Jr.	Werner	Taylor (NICKEL)	Adebo	Latimore	Harris	Mathieu
10/7	@KC	Jordan	Saunders	Shepherd	Granderson	Orji	Davis	Taylor (NICKEL)	Adebo	Latimore	Harris	Mathieu
10/13	TB	Jordan	Bresee	Shepherd	Granderson	Gay Jr.	Davis	Taylor (NICKEL)	Adebo	Latimore	Howden	Mathieu
10/17	DEN	Jordan	Bresee	Shepherd	Granderson	Gay Jr.	Davis	Taylor (NICKEL)	Adebo	Latimore	Howden	Mathieu
10/27	@LAC	Jordan	Bresee	Shepherd	Granderson	Werner	Davis	Taylor (NICKEL)	McKinstry	Latimore	Howden	Mathieu
11/3	@CAR	Jordan	Saunders	Shepherd	Granderson	Werner	Davis	Gay Jr.	Taylor	Jean-Charles	Howden	Mathieu
11/10	ATL	Jordan	Saunders	Shepherd	Granderson	Werner	Davis	Amadi (NICKEL)	Taylor	Jean-Charles	Harris	Mathieu
11/17	CLE	Jordan	Saunders	Shepherd	Granderson	Werner	Davis	Gay Jr.	Taylor	McKinstry	Harris	Mathieu
12/1	LAR	Jordan	Saunders	Shepherd	Granderson	Werner	Davis	Amadi (NICKEL)	Taylor	McKinstry	Harris	Mathieu

INACTIVES

Date	Opp.	Inactive	Inactive	Inactive	Inactive	Inactive	Inactive	Inactive
9/8	CAR	Perry	Rattler	Saunders	Jackson	Ford	Holker	Ridgeway III
9/15	@DAL	Perry	Rattler	Latimore	Saunders	Jackson	Ford	Holker
9/22	PHI	Hill	Means	Perry	Rattler	Saunders	Jackson	--
9/29	@ATL	Perry	Rattler	Ruiz	Davis	Holker	Ridgeway III	--
10/7	@KC	Gay Jr.	Hill	Rattler	Werner	Ruiz	Boyd	Turner
10/13	TB	Carr	Hill	Werner	Miller	Ruiz	Patrick	Boyd
10/17	DEN	Carr	Hill	Olave	Werner	Mims	Saunders	Ruiz
10/27	@LAC	Carr	Valdes-Scantling	Wilson Jr.	Ford	Saldveri	Holker	Boyd
11/3	@CAR	McKinstry	Rattler	Williams	Latimore	Payton	Ford	Ridgeway III
11/10	ATL	Wilson Jr.	McKinstry	Rattler	Williams	Ford	Patrick	Boyd
11/17	CLE	Rattler	Williams	Bradford	Ford	Patrick	Tipton	Boyd
12/1	LAR	Rattler	Ford	Patrick	McCoy	Tipton	Boyd	--

2024 New Orleans Saints Game-By-Game

SAINTS

Date	Opp.	Pts	First Downs			Offense				Net Rushing			Net Passing						Fumbles		Penalties		Punts		Returns				TD's		PAT	FG	2P	TOP							
			T	R	Pa	Pe	Att	Yards	Avg.	Att	Yards	Avg.	C	A	Yds	YPA	TD	Int	Sk	Yds	#	Lst	#	Yds	#	Yds	Avg.	P	Yds	KO	Yds	Int	Yds	Ru	Pa	Ret	M/A	M/A	M/A		
9/8	CAR	47	22	13	7	2	62	379	6.1	37	180	4.9	19	24	199	8.3	3	0	1	1	0	0	10	95	2	73	36.5	3	60	2	65	2	2	2	3	0	5/5	4/4	0/0	38:39	
9/15	@DAL	44	24	15	8	1	56	432	7.7	39	190	4.9	11	16	242	15.1	2	1	1	1	0	0	5	40	1	49	49.0	0	0	5	0	2	4	2	0	5/6	1/1	0/0	30:31		
9/22	PHI	12	12	5	7	0	55	219	4.0	29	89	3.1	14	25	130	5.2	1	1	1	12	0	0	3	25	4	162	40.5	1	0	0	0	1	23	0	1	0	1/1	2/2	0/1	27:45	
9/29	@ATL	24	25	12	11	2	70	366	5.2	33	131	4.0	28	36	235	6.5	0	1	1	4	1	1	6	60	3	120	40.0	2	17	5	133	1	1	3	0	0	3/3	1/1	0/0	35:42	
10/7	@KC	13	14	1	11	2	51	220	4.3	15	46	3.1	18	28	174	6.2	2	1	1	8	0	0	5	70	4	199	49.8	1	10	3	85	1	37	0	2	0	1/2	0/0	0/0	20:04	
10/13	TB	27	19	3	13	3	86	303	4.6	21	81	3.9	22	40	222	5.6	1	2	5	21	3	1	7	70	6	266	44.3	2	56	1	25	3	50	1	1	1	2/2	2/2	0/0	25:58	
10/17	DEN	10	15	6	7	2	66	271	4.1	21	97	4.6	26	39	174	4.5	1	0	6	36	2	2	5	35	6	267	44.5	1	13	5	121	0	0	0	1	0	1/1	1/1	0/0	26:44	
10/27	@LAC	8	15	4	9	2	68	366	5.4	21	117	5.6	22	42	249	5.9	0	0	5	32	0	0	7	66	9	437	48.6	4	30	2	63	0	0	0	0	0	0/0	2/3	0/0	28:52	
11/3	@CAR	22	25	11	12	2	74	427	5.8	41	197	4.8	18	32	236	7.4	1	0	1	6	0	0	10	109	4	169	42.3	1	7	3	59	1	0	1	1	0	2/2	3/3	0/1	34:19	
11/10	ATL	20	14	5	8	1	52	365	7.0	27	96	3.6	16	25	269	10.8	2	0	0	0	1	0	8	76	5	224	44.8	1	18	2	51	1	6	0	2	0	2/2	2/2	0/0	24:53	
11/17	CLE	35	19	8	11	0	58	473	6.2	28	214	7.6	22	29	259	8.9	2	1	1	7	2	1	5	41	3	110	36.7	2	54	1	42	0	0	3	2	0	5/5	0/0	0/0	30:38	
12/1	LAR	14	19	7	11	1	68	327	4.8	31	143	4.6	24	37	184	5.1	1	0	0	0	0	0	4	38	3	129	42.7	0	0	0	0	0	0	0	0	1	0	0/0	2/3	1/1	32:37
	Totals	276	223	90	115	18	746	4148	5.6	343	1581	4.6	242	373	2573	6.9	16	7	23	128	9	5	75	725	50	2204	44.1	18	265	29	644	12	166	14	16	1	27/29	20/22	1/3	354:42	

OPPONENTS

Date	Opp.	Pts	First Downs			Offense				Net Rushing			Net Passing						Fumbles		Penalties		Punts		Returns				TD's		PAT	FG	2P	TOT						
			T	R	Pa	Pe	Att	Yards	Avg.	Att	Yards	Avg.	C	A	Yds	YPA	TD	Int	Sk	Yds	#	Lst	#	Yds	#	Yds	Avg.	P	Yds	KO	Yds	Int	Yds	Ru	Pa	Ret	M/A	M/A	M/A	
9/8	CAR	10	11	2	7	2	55	193	3.5	20	58	2.9	13	31	135	4.4	0	2	4	26	1	1	6	80	5	191	38.2	1	0	9	232	0	0	1	0	0	1/1	1/1	0/0	23:21
9/15	@DAL	19	20	5	13	2	66	353	5.3	21	68	3.2	28	42	285	6.8	1	2	3	14	1	0	4	26	1	53	53.0	1	0	5	121	1	0	0	1	0	1/1	4/4	0/0	29:29
9/22	PHI	15	20	8	11	1	67	460	6.9	25	172	6.9	29	38	288	7.6	0	1	4	23	1	1	7	45	2	43	21.5	1	6	3	77	1	0	2	0	0	2/2	0/1	1/1	32:15
9/29	@ATL	26	14	4	9	1	51	315	6.2	15	86	5.9	21	35	227	6.5	0	1	1	11	1	0	9	76	3	132	44.0	0	0	2	39	1	47	0	0	1	2/2	4/4	0/0	24:18
10/7	@KC	26	28	11	15	2	80	460	5.8	39	139	3.6	28	39	321	8.2	0	1	2	10	1	0	6	55	1	56	56.0	4	32	3	69	1	0	2	0	0	2/2	4/5	0/0	39:56
10/17	TB	51	31	13	15	3	72	594	8.3	35	277	7.9	24	36	325	9.0	4	3	1	8	1	0	12	86	3	132	44.0	3	12	6	153	2	0	2	4	0	6/6	1/1	0/1	34:02
10/17	DEN	33	22	13	8	1	61	389	6.4	35	225	6.4	16	26	164	6.3	0	0	0	0	1	1	7	47	3	129	43.0	2	13	2	60	0	0	2	0	1	3/3	4/4	0/0	33:16
10/27	@LAC	26	19	6	12	1	64	378	5.9	29	122	4.2	20	32	256	8.0	2	0	3	23	2	0	4	34	6	344	57.3	3	28	2	57	0	0	1	2	0	2/3	2/2	0/0	31:08
11/3	@CAR	23	15	5	8	2	50	248	4.9	23	80	3.5	16	26	171	6.6	1	1	5	0	0	6	58	5	216	43.2	2	24	3	53	0	0	2	1	0	2/2	1/1	0/1	25:41	
11/10	ATL	17	25	9	12	4	73	468	6.4	32	181	5.7	23	38	306	8.1	0	1	3	19	2	0	6	45	3	144	48.0	1	8	5	143	0	0	2	2	0	2/2	1/4	0/0	35:07
11/17	CLE	14	22	3	17	2	70	443	6.3	20	66	3.3	30	47	377	8.0	2	0	3	18	0	0	3	14	5	228	45.6	0	0	2	37	1	0	0	2	0	0/0	0/2	1/2	29:22
12/1	LAR	21	22	12	9	1	55	322	5.9	29	156	5.4	14	24	183	7.6	2	0	2	17	0	0	3	30	3	116	38.7	0	0	3	100	0	0	1	2	0	3/3	0/0	0/0	27:23
	Totals	281	249	91	136	22	764	4621	6.0	323	1632	5.1	262	414	3038	7.3	12	12	27	174	11	3	73	593	40	1784	44.6	18	123	45	1141	7	47	15	14	2	26/27	22/29	2/4	370:27

2024 SUPERLATIVES

NEW ORLEANS SAINTS

Category	High		Low	
POINTS	47	vs. CAR, 9/8/24	8	at LAC, 10/27/24
TOTAL FIRST DOWNS	25	2x, last at CAR, 11/3/24	12	vs. PHI, 9/22/24
RUSHING FIRST DOWNS	15	at DAL, 9/15/24	1	at KC, 10/7/24
PASSING FIRST DOWNS	13	vs. TB, 10/13/24	7	3x, last vs. DEN, 10/17/24
PENALTY FIRST DOWNS	3	vs. TB, 10/13/24	0	2x, last vs. CLE, 11/17/24
3RD DOWN CONVERSIONS	7	2x, last at ATL, 9/29/24	2	at LAC, 10/27/24
4TH DOWN CONVERSIONS	3	vs. DEN, 10/17/24	0	5x, last vs. ATL, 11/10/24
TOTAL NET YARDS	473	vs. CLE, 11/17/24	219	vs. PHI, 9/22/24
TOTAL PLAYS	74	at CAR, 11/3/24	51	at KC, 10/7/24
NET RUSHING YARDS	214	vs. CLE, 11/17/24	46	at KC, 10/7/24
RUSHING ATTEMPTS	41	at CAR, 11/3/24	15	at KC, 10/7/24
NET PASSING YARDS	269	vs. ATL, 11/10/24	130	vs. PHI, 9/22/24
PASS ATTEMPTS	42	at LAC, 10/27/24	16	at DAL, 9/15/24
PASS COMPLETIONS	28	2x, last vs. DEN, 10/17/24	11	at DAL, 9/15/24
INTERCEPTIONS	2	vs. TB, 10/13/24	0	6x, last vs. LAR, 12/1/24
TIMES SACKED	6	vs. DEN, 10/17/24	0	2x, last vs. LAR, 12/1/24
PUNTS	9	at LAC, 10/27/24	1	at DAL, 9/15/24
PENALTIES	10	2x, last at CAR, 11/3/24	3	vs. PHI, 9/22/24
PENALTY YARDS	109	at CAR, 11/3/24	25	vs. PHI, 9/22/24
FUMBLES	3	vs. TB, 10/13/24	0	7x, last vs. LAR, 12/1/24
FUMBLES LOST	2	vs. DEN, 10/17/24	0	8x, last vs. LAR, 12/1/24
TOUCHDOWNS	6	at DAL, 9/15/24	1	3x, last vs. LAR, 12/1/24
RUSHING TDs	4	at DAL, 9/15/24	0	6x, last vs. LAR, 12/1/24
PASSING TDs	3	vs. CAR, 9/8/24	0	2x, last at LAC, 10/27/24
RETURN TDs	1	vs. TB, 10/13/24	0	10x, last vs. LAR, 12/1/24
TIME OF POSSESSION	36:39	vs. CAR, 9/8/24	20:04	at KC, 10/7/24

OPPONENTS

Category	High		Low	
POINTS	51	vs. TB, 10/13/24	10	vs. CAR, 9/8/24
TOTAL FIRST DOWNS	31	vs. TB, 10/13/24	11	vs. CAR, 9/8/24
RUSHING FIRST DOWNS	13	2x, last vs. DEN, 10/17/24	2	vs. CAR, 9/8/24
PASSING FIRST DOWNS	17	vs. CLE, 11/17/24	7	vs. CAR, 9/8/24
PENALTY FIRST DOWNS	4	vs. ATL, 11/10/24	1	4x, last at LAC, 10/27/24
3RD DOWN CONVERSIONS	6	4x, last vs. TB, 10/13/24	1	vs. CAR, 9/8/24
4TH DOWN CONVERSIONS	1	7x, last vs. LAR, 12/1/24	0	5x, last at CAR, 11/3/24
TOTAL NET YARDS	594	vs. TB, 10/13/24	193	vs. CAR, 9/8/24
TOTAL PLAYS	80	at KC, 10/7/24	50	at CAR, 11/3/24
NET RUSHING YARDS	277	vs. TB, 10/13/24	58	vs. CAR, 9/8/24
RUSHING ATTEMPTS	39	at KC, 10/7/24	15	at ATL, 9/29/24
NET PASSING YARDS	377	vs. CLE, 11/17/24	135	vs. CAR, 9/8/24
PASS ATTEMPTS	47	vs. CLE, 11/17/24	24	vs. LAR, 12/1/24
PASS COMPLETIONS	30	vs. CLE, 11/17/24	13	vs. CAR, 9/8/24
INTERCEPTIONS	3	vs. TB, 10/13/24	0	4x, last vs. LAR, 12/1/24
TIMES SACKED	6	vs. DEN, 10/17/24	1	3x, last at CAR, 11/3/24
PUNTS	6	at LAC, 10/27/24	1	2x, last at KC, 10/7/24
PENALTIES	12	vs. TB, 10/13/24	3	vs. LAR, 12/1/24
PENALTY YARDS	86	vs. TB, 10/13/24	26	at DAL, 9/15/24
FUMBLES	2	2x, last vs. ATL, 11/10/24	0	3x, last vs. LAR, 12/1/24
FUMBLES LOST	1	3x, last vs. DEN, 10/17/24	0	9x, last vs. LAR, 12/1/24
TOUCHDOWNS	7	vs. TB, 10/13/24	1	2x, last at DAL, 9/15/24
RUSHING TDs	2	6x, last vs. ATL, 11/10/24	0	3x, last vs. CLE, 11/17/24
PASSING TDs	4	vs. TB, 10/13/24	0	6x, last vs. ATL, 11/10/24
RETURN TDs	1	2x, last vs. DEN, 10/17/24	0	10x, last vs. LAR, 12/1/24
TIME OF POSSESSION	39:56	at KC, 10/7/24	23:21	vs. CAR, 9/8/24

2024 NEW ORLEANS SAINTS & OPPONENT INDIVIDUAL GAME SUPERLATIVES

CATEGORY	SAINTS			OPPONENTS		
PASS ATTEMPTS	40	Spencer Rattler	vs TB, 10/13/24	46	James Winston	vs CLE, 11/17/24
PASS COMPLETIONS	28	Derek Carr	at ATL, 9/29/24	30	James Winston	vs CLE, 11/17/24
GROSS PASSING YARDS	269	Derek Carr	vs ATL, 11/10/24	395	James Winston	vs CLE, 11/17/24
COMPLETION PERCENTAGE	82.6%	Derek Carr	vs CAR, 9/8/24	78.3%	Jalen Hurts	vs PHI, 9/22/24
TOUCHDOWN PASSES	3	Derek Carr	vs CAR, 9/8/24	4	Baker Mayfield	vs TB, 10/13/24
PASSES HAD INTERCEPTED	2	Spencer Rattler	vs TB, 10/13/24	3	Baker Mayfield	vs TB, 10/13/24
RUSHING ATTEMPTS	29	Alvin Kamara	at CAR, 11/3/24	27	Kareem Hunt	at KC, 10/7/24
YARDS RUSHING	155	Alvin Kamara	at CAR, 11/3/24	147	Saquon Barkley	vs PHI, 9/22/24
RUSHING TOUCHDOWNS	3	A. Kamara/ T. Hill	2x, Last vs CLE, 11/17/24	2	S. Barkley/J. Williams/C. Hubbard/ B. Robinson	4x, Last vs ATL, 11/10/24
LONGEST RUN FROM SCRIMMAGE	75	Taysom Hill	vs CLE, 11/17/24	65	Saquon Barkley	vs PHI, 9/22/24
RECEPTIONS	8	C. Olave (2x)/ R. Shaheed/ T. Hill	4x, Last vs CLE, 11/17/24	11	Chris Godwin	vs TB, 10/13/24
RECEIVING YARDS	109	M. Valdes-Scantling	vs ATL, 11/10/24	170	Dallas Goedert	vs PHI, 9/22/24
RECEIVING TOUCHDOWNS	2	M. Valdes-Scantling	vs ATL, 11/10/24	2	C. Godwin/L. McConkey	2x, Last at LAC, 10/27/24
LONGEST PASS RECEPTION	71	M. Valdes-Scantling	vs CLE, 11/17/24	89	Jerry Jeudy	vs CLE, 11/17/24
TOTAL YARDS FROM SCRIMMAGE	215	Alvin Kamara	at CAR, 11/3/24	170	Dallas Goedert	vs PHI, 9/22/24
FIELD GOALS	4	Blake Grupe	vs CAR, 9/8/24	4	B. Aubrey/ Y. Kool/ H. Bulker	2x, Last at ATL, 9/29/24
LONGEST FIELD GOAL ATTEMPT	57	Blake Grupe	vs CAR, 9/8/24	60	Jake Elliott	vs PHI, 9/22/24
LONGEST FIELD GOAL MADE	57	Blake Grupe	vs CAR, 9/8/24	58	Youngshoe Koo	at ATL, 9/29/24
PUNTS	9	Matthew Hayball	at LAC, 10/27/24	6	JK Scott	at LAC, 10/27/24
LONGEST PUNT	59	Matthew Hayball	at LAC, 10/27/24	67	JK Scott	at LAC, 10/27/24
LONGEST PUNT RETURN	54	Raehid Shaheed	vs TB, 10/13/24	14	R. Blackshear	at CAR, 11/3/24
LONGEST KICKOFF RETURN	42	Taysom Hill	vs CLE, 11/17/24	43	Jordan Whittington	vs LAR, 12/1/24
TACKLES	13	Demario Davis	at ATL, 9/29/24	16	Troy Andersen	at ATL, 9/29/24
INTERCEPTIONS	1	W. Harris/J. Howden/T. Mathieu (3x)/P. Adebo (3x)/ K. Saunders/ J. Abram/ C. Jordan/ S. Jean Charles	8x, Last vs ATL, 11/10/24	1	D. Wilson/R. Blankenship/ T. Andersen/B. Cook/ T. Smith/D. Ward	6x, Last vs CLE, 11/17/24
LONGEST INTERCEPTION RETURN	47	Paulson Adebo	vs CAR, 9/8/24	47	Troy Andersen	at ATL, 9/29/24
LONGEST FUMBLE RETURN	4	Willie Gay Jr.	vs PHI, 9/22/24	58	Antone Winfield Jr.	vs TB, 10/13/24

2024 BIG GAMES

SAINTS			OPPONENTS		
300-Yard Passers		100-Yard Rushers		100-Yard Receivers	
		Alvin Kamara (115)	at DAL, 9/15/24	Chris Olave (107)	at LAC, 10/27/24
		Alvin Kamara (155)	at CAR, 11/3/24	M. Valdes-Scantling (109)	vs ATL, 11/10/24
		Taysom Hill (138)	vs CLE, 11/18/24		
		Alvin Kamara (112)	vs LAR, 12/1/24		

SAINTS			OPPONENTS		
300-Yard Passers		100-Yard Rushers		100-Yard Receivers	
Jalen Hurts (311)	vs PHI	Saquon Barkley (147)	vs PHI, 9/22/24	Dallas Goedert (170)	vs PHI, 9/22/24
Patrick Mahomes (331)	at KC	Kareem Hunt (102)	at KC, 10/7/24	Juju Smith-Schuster (130)	at KC, 10/7/24
Baker Mayfield (325)	vs TB	Sean Tucker (136)	vs TB, 10/13/24	Chris Godwin (125)	vs TB, 10/13/24
Kirk Cousins (306)	vs ATL	Brian Robinson (116)	vs ATL, 11/10/24	Ladd McConkey (111)	at LAC, 10/27/24
James Winston (395)	vs CLE	Kyren Williams (104)	vs LAR, 12/1/24	Jerry Jeudy (142)	vs CLE, 11/17/24

2024 NEW ORLEANS SAINTS SUPPLEMENTAL STATISTICS

DRIVE ENGINEERING

SAINTS

Date	Opp.	Drives	TD	FG	Miss FG	Punt	Bk Punt	Fumble	INT	Downs	Safety	Half	Game	Off.Pts.	Score Pct.
9/8	CAR	11	5	4	0	2	0	0	0	0	0	0	0	47	81.8%
9/15	@DAL	10	6	1	0	1	0	0	1	0	0	0	1	44	70.0%
9/22	PHI	10	1	2	0	4	0	0	1	1	0	1	0	12	30.0%
9/29	@ATL	10	3	1	0	3	0	0	1	1	0	0	1	24	40.0%
10/7	@KC	10	2	0	0	4	0	0	1	2	0	1	0	13	20.0%
10/13	TB	14	2	2	0	6	0	1	2	0	0	0	1	20	28.6%
10/17	DEN	12	1	1	0	6	0	2	0	1	0	1	0	10	16.7%
10/27	@LAC	13	0	2	1	9	0	0	0	0	0	0	1	6	15.4%
11/3	@CAR	11	2	3	0	4	0	0	0	1	0	1	0	22	45.5%
11/10	ATL	11	2	2	0	5	0	0	0	1	0	1	0	20	36.4%
11/17	CLE	11	5	0	0	3	0	1	1	0	0	0	1	35	45.5%
12/1	LAR	8	1	2	1	3	0	0	0	1	0	0	0	14	37.5%
Totals		131	30	20	2	50	0	4	7	8	0	5	5	267	38.2%

OPPONENTS

Date	Opp.	Drives	TD	FG	Miss FG	Punt	Bk Punt	Fumble	INT	Downs	Safety	Half	Game	Off.Pts.	Score Pct.
9/8	CAR	13	1	1	0	5	0	1	2	2	0	0	1	10	15.4%
9/15	@DAL	10	1	4	0	1	0	0	2	2	0	0	0	19	50.0%
9/22	PHI	10	2	0	1	1	1	1	1	2	0	0	1	15	20.0%
9/29	@ATL	9	0	4	0	3	0	0	1	0	0	1	0	12	44.4%
10/7	@KC	10	2	4	1	1	0	0	1	0	0	0	1	26	60.0%
10/13	TB	14	6	1	0	3	0	0	3	0	0	1	0	44	50.0%
10/17	DEN	11	2	4	0	3	0	1	0	0	0	0	1	26	54.5%
10/27	@LAC	13	3	2	0	6	0	0	0	0	1	1	0	26	38.5%
11/3	@CAR	11	3	1	0	5	0	0	1	0	0	0	1	23	36.4%
11/10	ATL	11	2	1	3	3	0	0	1	1	0	0	0	17	27.3%
11/17	CLE	11	2	0	2	5	0	0	0	2	0	0	0	14	18.2%
12/1	LAR	9	3	0	0	3	0	0	0	1	0	1	1	21	33.3%
Totals		132	27	22	7	39	1	3	12	10	1	4	6	253	37.1%

INSIDE THE RED ZONE

SAINTS

Date	Opp.	No.	TD	FG	MFG	INT	Fumble	Downs	Punt	Half	End Reg	Game	TD%	Score Pct.	Points
9/8	CAR	4	4	0	0	0	0	0	0	0	0	0	100%	100%	28
9/15	@DAL	5	4	1	0	0	0	0	0	0	0	0	80%	100%	30
9/22	PHI	3	1	1	0	0	0	1	0	0	0	0	33%	66.7%	9
9/29	@ATL	4	3	0	0	0	0	1	0	0	0	0	75%	75.0%	21
10/7	@KC	1	1	0	0	0	0	0	0	0	0	0	100%	100%	7
10/13	TB	4	2	1	0	0	0	0	0	0	1	0	50%	50.0%	17
10/17	DEN	2	1	1	0	0	0	0	0	0	0	0	50%	100%	10
10/27	@LAC	1	0	0	0	0	0	0	0	0	0	1	0%	0%	0
11/3	@CAR	4	2	2	0	0	0	0	0	0	0	0	50%	100%	19
11/10	ATL	3	1	1	0	0	0	1	0	0	0	0	33%	67%	10
11/17	CLE	3	2	0	0	0	1	0	0	0	0	0	67%	67%	14
12/1	LAR	2	0	0	1	0	0	1	0	0	0	0	0%	0%	0
Totals		36	21	7	1	0	1	4	0	0	1	1	58.3%	77.8%	165

OPPONENTS

Date	Opp.	No.	TD	FG	MFG	INT	Fumble	Downs	Punt	Half	End Reg	Game	TD%	Score Pct.	Points
9/8	CAR	2	1	0	0	0	0	1	0	0	0	0	50.0%	50.0%	7
9/15	@DAL	3	0	2	0	0	0	1	0	0	0	0	0.0%	66.7%	6
9/22	PHI	3	1	0	0	1	0	1	0	0	0	0	33.3%	33.3%	8
9/29	@ATL	1	0	1	0	0	0	0	0	0	0	0	0.0%	100%	3
10/7	@KC	7	2	4	0	1	0	0	0	0	0	0	29%	86.0%	26
10/13	TB	5	4	1	0	0	0	0	0	0	0	0	80%	100%	30
10/17	DEN	3	2	1	0	0	0	0	0	0	0	0	67%	100%	17
10/27	@LAC	3	2	1	0	0	0	0	0	0	0	0	66.7%	100%	16
11/3	@CAR	3	3	0	0	0	0	0	0	0	0	0	100%	100%	20
11/10	ATL	3	1	1	1	0	0	0	0	0	0	0	33.00%	67%	10
11/17	CLE	1	0	0	1	0	0	0	0	0	0	0	0%	0%	0
12/1	LAR	3	3	0	0	0	0	0	0	0	0	0	100%	100%	21
Totals		37	19	11	2	2	0	3	0	0	0	0	51.4%	81.1%	164

GOAL-TO-GO SITUATIONS															
SAINTS															
Date	Opp.	No.	TD	FG	MFG	INT	Fumble	Downs	Punt	Half	End Reg	Game	TD%	Score Pct.	Points
9/8	CAR	2	2	0	0	0	0	0	0	0	0	0	100.0%	100.0%	14
9/15	@DAL	3	3	0	0	0	0	0	0	0	0	0	100.0%	100.0%	20
9/22	PHI	0	0	0	0	0	0	0	0	0	0	0	0.0%	0.0%	0
9/29	@ATL	4	3	0	0	0	0	1	0	0	0	0	75.0%	75.0%	21
10/7	@KC	1	1	0	0	0	0	0	0	0	0	0	100.0%	100.0%	7
10/13	TB	2	2	0	0	0	0	0	0	0	0	0	100.0%	100.0%	14
10/17	DEN	0	0	0	0	0	0	0	0	0	0	0	0.0%	0.0%	0
10/27	@LAC	1	0	0	0	0	0	0	0	0	0	1	0.0%	0.0%	0
11/3	@CAR	1	1	0	0	0	0	0	0	0	0	0	100.0%	100.0%	7
11/10	ATL	1	1	0	0	0	0	0	0	0	0	0	100.0%	100.0%	7
11/17	CLE	1	1	0	0	0	0	0	0	0	0	0	100.0%	100.0%	7
12/1	LAR	0	0	0	0	0	0	0	0	0	0	0	0.0%	0.0%	0
Totals		16	14	0	0	0	0	1	0	0	0	1	87.5%	87.5%	97

OPPONENTS															
Date	Opp.	No.	TD	FG	MFG	INT	Fumble	Downs	Punt	Half	End Reg	Game	TD%	Score Pct.	Points
9/8	CAR	1	1	0	0	0	0	0	0	0	0	0	100.0%	100.0%	7
9/15	@DAL	0	0	0	0	0	0	0	0	0	0	0	0.0%	0.0%	0
9/22	PHI	1	1	0	0	0	0	0	0	0	0	0	100.0%	100.0%	8
9/29	@ATL	0	0	0	0	0	0	0	0	0	0	0	0.0%	0.0%	0
10/7	@KC	3	2	0	0	1	0	0	0	0	0	0	66.7%	66.7%	14
10/13	TB	3	3	0	0	0	0	0	0	0	0	0	100.0%	100.0%	21
10/17	DEN	2	2	0	0	0	0	0	0	0	0	0	100.0%	100.0%	14
10/27	@LAC	1	1	0	0	0	0	0	0	0	0	0	100.0%	100.0%	6
11/3	@CAR	2	2	0	0	0	0	0	0	0	0	0	100.0%	100.0%	13
11/10	ATL	2	1	1	0	0	0	0	0	0	0	0	50.0%	100.0%	10
11/17	CLE	1	0	0	1	0	0	0	0	0	0	0	0.0%	0.0%	0
12/1	LAR	3	3	0	0	0	0	0	0	0	0	0	100.0%	100.0%	21
Totals		19	16	1	1	1	0	0	0	0	0	0	84.2%	89.5%	114

TAKEAWAYS								GIVEAWAYS			
Date	Opp.	INT	Fum	Total	INT	Fum	Total	+/-	Rec		
9/8	CAR	2	1	3	0	1	1	2	(1-0)		
9/15	@DAL	2	0	2	1	0	0	1	(2-0)		
9/22	PHI	1	1	2	1	0	1	1	(2-1)		
9/29	@ATL	1	0	1	1	1	2	-1	(2-2)		
10/7	@KC	1	0	1	1	0	1	0	(2-3)		
10/13	TB	3	0	3	2	1	3	0	(2-4)		
10/17	DEN	0	1	1	0	2	2	-1	(2-5)		
10/27	@LAC	0	0	0	0	0	0	0	(2-6)		
11/3	@CAR	1	0	1	0	0	0	1	(2-7)		
11/10	ATL	1	0	1	0	0	0	1	(3-7)		
11/17	CLE	0	0	0	1	1	2	-2	(4-7)		
12/1	LAR	0	0	0	0	0	0	0	(4-8)		
12/8	@NYG										
12/15	WAS										
12/23	@GB										
12/29	LV										
1/5	@TB										
Totals		12	3	15	7	6	13	2	(4-8)		

3rd DOWN CONVERSIONS			
SAINTS			
3rd &	Made	Att.	Percent
1	16	20	80.0%
2	9	13	69.2%
3	5	15	33.3%
4	8	15	53.3%
5	6	14	42.9%
6	6	9	66.7%
7	4	15	26.7%
8	1	7	14.3%
9	2	7	28.6%
10+	3	41	7.3%
Totals	60	166	38.5%

OPPONENTS			
3rd &	Made	Att.	Percent
1	8	11	72.7%
2	3	6	50.0%
3	2	5	40.0%
4	6	13	46.2%
5	7	12	58.3%
6	4	19	21.1%
7	8	17	47.1%
8	4	12	33.3%
9	2	7	28.6%
10+	8	39	20.5%
Totals	52	141	36.9%

BLOCKS				
	FGs	PATs	Punts	Total
SAINTS	1	0	1	2
OPP.	0	1	0	1

4th DOWN CONVERSIONS			
	Made	Att.	Pct.
SAINTS	10	19	52.6%
OPP.	8	18	44.4%

SCORING BY QUARTERS															
SAINTS						OPPONENTS									
Date	Opp.	1st	2nd	3rd	4th	OT	Total	Date	Opp.	1st	2nd	3rd	4th	OT	Total
9/8	CAR	17	13	7	10	--	47	9/8	CAR	0	3	7	0	--	10
9/15	@DAL	14	21	6	3	--	44	9/15	@DAL	3	13	3	0	--	19
9/22	PHI	3	0	0	9	--	12	9/22	PHI	0	0	0	15	--	15
9/29	@ATL	7	7	3	7	--	24	9/29	@ATL	7	10	3	6	--	26
10/7	@KC	0	7	0	6	--	13	10/7	@KC	7	9	0	10	--	26
10/13	TB	0	27	0	0	--	27	10/13	TB	17	7	7	20	--	51
10/17	DEN	0	3	0	7	--	10	10/17	DEN	3	13	10	7	--	33
10/27	@LAC	2	3	3	0	--	8	10/27	@LAC	0	9	7	10	--	26
11/3	@CAR	6	7	3	8	--	22	11/3	@CAR	0	10	7	8	--	23
11/10	ATL	0	17	3	0	--	20	11/10	ATL	0	7	10	0	--	17
11/17	CLE	7	7	0	21	--	35	11/17	CLE	6	0	8	0	--	14
12/1	LAR	3	3	0	8	--	14	12/1	LAR	0	0	7	14	--	21
Totals		59	115	25	77	0	276	Totals		43	81	69	88	0	281

2024 NEW ORLEANS SAINTS TURNOVER TABLE

OPPONENT GIVEAWAYS

Opp	Qtr	Turnover	Spot*	Result
vs CAR	1	B. Young intercepted by W. Harris	CAR 47	Field Goal
vs CAR	2	J. Mingo fumble (T. Mathieu), recovered by T. Mathieu	CAR 43	Field Goal
vs CAR	3	B. Young intercepted by J. Howden	NO 48	Touchdown
at DAL	2	D. Prescott intercepted by P. Adebo	NO 33	Touchdown
at DAL	4	D. Prescott intercepted by T. Mathieu	NO 30	Punt
vs PHI	2	J. Hurts intercepted by T. Mathieu	NO -4	Punt
vs PHI	2	J. Hurts fumble (C. Granderson), recovered by W. Gay Jr.	NO 43	Punt
at ATL	1	K. Cousins intercepted by P. Adebo	NO 46	Touchdown
at KC	3	P. Mahomes intercepted by K. Saunders	NO -2	Touchdown
vs TB	2	B. Mayfield intercepted by P. Adebo	TB 33	Field Goal
vs TB	2	B. Mayfield intercepted by J. Abram	TB 40	Touchdown
vs TB	2	B. Mayfield intercepted by C. Jordan	NO 40	Punt
vs DEN	4	A Esteime fumble (W. Gay Jr.), recovered by W. Gay Jr.	DEN 47	Fumble
at CAR	4	B. Young intercepted by S. Jean-Charles	NO 26	Punt
vs ATL	4	K. Cousins intercepted by T. Mathieu	NO 32	Punt
Saints Takeaway Totals: 15 Takeaways (12 interceptions, 3 fumbles), 44 points (5 TDs, 3 FGs)				

SAINTS GIVEAWAYS

Opp	Qtr	Turnover	Spot*	Result
vs. CAR	4	Wilson fumble recovered by F. Franks	NO 45	End of Game
at DAL	4	D. Carr intercepted by Do. Wilson	NO 47	Interception
vs PHI	4	D. Carr intercepted by R. Blankenship	PHI 41	End of Game
at ATL	1	K. Hodge fumble recovery in the end zone	NO 0	Touchdown
at ATL	2	T. Andersen 47 yd. interception return	NO 47	Touchdown
at KC	1	D. Carr intercepted by B. Cook	KC 22	Touchdown
vs TB	1	A Winfield 58 yd. fumble return	TB 42	Touchdown
vs TB	4	S. Rattler intercepted by Z. McCollum	TB 42	Touchdown
vs TB	4	S. Rattler intercepted by T. Smith	TB 36	Touchdown
vs DEN	1	S. Rattler fumble (C. Barton), recovered by K. Alexander	DEN 45	Field Goal
vs DEN	4	C. Barton 52 yd. fumble return	DEN 48	Touchdown
vs CLE	1	T. Hill intercepted by D. Ward	CLE 18	Punt
vs CLE	2	T. Hill fumble (D. Ward), recovered by D. Ward	CLE 7	Miss FG
Opponent Takeaway Totals: 13 Takeaways (7 interceptions, 6 fumbles), 52 points (7 TDs, 1 FGs)				

*Spot where the turnover was made



LOS ANGELES RAMS AT NEW ORLEANS SAINTS

DECEMBER 1, 2024 • CAESARS SUPERDOME • NEW ORLEANS, LA • 3:05 PM CT



LOS ANGELES RAMS	No.	NAME	Pos.
0	BYRON YOUNG	OLB	
3	KAM CURL	WR	
4	AHKELLO WITHERSPOON	CB	
5	TUTU ATWELL	WR	
8	JARED VERSE	OLB	
9	MATTHEW STAFFORD	QB	
10	COOPER KUPP	WR	
11	JIMMY GAROPPOLO	QB	
13	STETSON BENNETT	QB	
14	COBIE DURANT	CB	
15	DEMARCUS ROBINSON	WR	
16	JOSHUA KARTY	WR	
17	PUKA NACUA	WR	
18	TYLER JOHNSON	WR	
19	XAVIER SMITH	WR	
20	RONNIE RIVERS	RB	
21	CHARLES WOODS	CB	
22	BLAKE CORUM	RB	
23	KYREN WILLIAMS	RB	
24	DARIOUS WILLIAMS	CB	
26	KAMREN KINCHENS	S	
30	JOSH WALLACE	CB	
31	NICK HAMPTON	OLB	
32	CODY SCHRADER	RB	
35	JACOB HUMMEL	ILB	
37	QUENTIN LAKE	S	
39	JAYLEN MCCOLLOUGH	S	
42	ETHAN EVANS	P	
44	BRENNAN JACKSON	OLB	
47	ALEX WARD	LS	
48	OMAR SPEIGHTS	ILB	
50	BEAUX LIMMER	OL	
55	BRADEN FISKE	DE	
56	CHRISTIAN ROZEBOOM	ILB	
63	DYLAN McMAHON	OL	
67	JUSTIN DEDICH	OL	
69	KEVIN DOTSON	OL	
70	JOE NOTEBOOM	OL	
71	WARREN McCLENDON JR.	OL	
72	JONAH JACKSON	OL	
73	STEVE AVILA	OL	
77	ALARIC JACKSON	OL	
79	ROB HAVENSTEIN	OL	
84	HUNTER LONG	TE	
86	COLBY PARKINSON	TE	
87	DAVIS ALLEN	TE	
88	JORDAN WHITTINGTON	WR	
90	TYLER DAVIS	DE	
91	KOBIE TURNER	DE	
92	NEVILLE GALLIMORE	NT	
94	DESJUAN JOHNSON	DE	
95	BOBBY BROWN III	NT	
97	MICHAEL HOECHT	OLB	

RAMS PRACTICE SQUAD

2	QUINTEZ CEPHUS	WR
6	DRAKE STOOPS	WR
25	QUINDELL JOHNSON	S
27	A.J. GREEN	CB
33	CAM LAMPKIN	CB
34	TANNER INGLE	S
38	SHAUN JOLLY	CB
40	TONY FIELDS II	ILB
58	ELIAS NEAL	ILB
61	AJ ARCURI	OL
65	DAVID OLAJIGA	DE
83	NIKOLA KALINIC	TE
93	JONAH WILLIAMS	DE
96	KEIR THOMAS II	LB
98	CORY DURDEN	NT

SAINTS defense

RDE	96	CARL GRANDERSON	-or-	99	CHASE YOUNG	55	Isaiah Foskey
DT	50	KHALEN SAUNDERS	97	<u>Khristian Boyd</u>			
DT	93	NATHAN SHEPHERD	90	Bryan Bresee	95	John Ridgeway III	
LDE	94	CAMERON JORDAN	98	Payton Turner			
WILL	20	PETE WERNER	58	Anfernee Orji	45	Nephi Sewell	
MLB	56	DEMARIO DAVIS	52	D'Marco Jackson			
SAM	6	WILLIE GAY JR.	58	Anfernee Orji	53	<u>Jaylan Ford</u>	
LCB	1	ALONTAE TAYLOR	36	<u>Rico Payton</u>	27	Shemar Jean-Charles	
SS	5	WILL HARRIS	48	J.T. Gray	38	<u>Millard Bradford</u>	
FS	32	TYRANN MATHIEU	31	Jordan Howden			
RCB	14	<u>KOOL-AID MCKINSTRY</u>	0	Ugo Amadi			

RAMS offense

WR	10	COOPER KUPP	88	<u>Jordan Whittington</u>	19	Xavier Smith	
TE	86	COLBY PARKINSON	87	Davis Allen	84	Hunter Long	
LT	77	ALARIC JACKSON	70	Joe Noteboom			
LG	73	STEVE AVILA	67	<u>Justin Dedich</u>			
C	50	<u>BEAUX LIMMER</u>	72	Jonah Jackson			
RG	69	KEVIN DOTSON	63	<u>Dylan McMahon</u>			
RT	79	ROB HAVENSTEIN	71	Warren McClendon Jr.			
WR	15	DEMARCUS ROBINSON	5	Tutu Atwell			
WR	17	PUKA NACUA	18	Tyler Johnson			
QB	9	MATTHEW STAFFORD	11	Jimmy Garoppolo	13	Stetson Bennett	
RB	23	KYREN WILLIAMS	22	<u>Blake Corum</u>	- or -	20	Ronnie Rivers
					32	<u>Cody Schrader</u>	

RAMS specialists

P	42	ETHAN EVANS			
K	16	<u>JOSHUA KARTY</u>			
H	42	ETHAN EVANS			
LS	47	ALEX WARD			
PR	19	XAVIER SMITH			
KR	22	<u>BLAKE CORUM</u>	88	<u>Jordan Whittington</u>	

RAMS pronunciations

OL AJ Arcuri (r-CURE-e)	S Kamren Kinchens (Kin-CHINS)
OL Steve Avila (AH-vee-la)	OL Beaux Limmer (BO)
OL Justin Dedich (Dee-DITCH)	WR Puka Nacua
CB Cobie Durant (CO-bee)	(POO-kah Na-COO-ah)
OL Rob Havenstein (HAY-vin-stine)	DE David Olajiga (O-la-JIG-a)
OLB Michael Hoecht (HOYT)	ILB Christian Rozeboom
OL Alaric Jackson (AL-ah-ric)	(ROSE-boom)
DE Desjuan Johnson (DEZ-juan)	WR Xavier Smith (ZAY-vee-er)
TE Nikola Kalinic	LB Keir Thomas II (KEER)
(knee-COL-ah-CAL-E-nitch)	CB Ahkello Witherspoon (ah-KEL-oh)

Underlined = Rookie

GAME OFFICIALS

Referee: Brad Allen (122); Umpire: Duane Heydt (42); Down Judge: Sarah Thomas (53); Line Judge: Walter Flowers (32); Field Judge: Rick Patterson (15); Side Judge: Chad Hill (125); Back Judge: Tyree Walton (2); Replay Official: Kevin Brown; Replay Assistant: Durwood Manley.

SAINTS offense

WR	10	M. VALDES-SCANTLING				
LT	75	<u>TALIESE FUAGA</u>	74	Olisaemeka Udoh		
LG	62	LUCAS PATRICK	64	Nick Saldiveri		
C	78	ERIK McCOY	66	Shane Lemieux		
RG	51	CESAR RUIZ	67	Landon Young		
RT	70	TREVOR PENNING	74	Olisaemeka Udoh		
TE	87	FOSTER MOREAU	83	Juwan Johnson		
TE	7	TAYSOM HILL	85	<u>Dallin Holker</u>		
WR	11	CEDRICK WILSON JR.	84	<u>Mason Tipton</u>		
QB	4	DEREK CARR	3	Jake Haener - or -	18	<u>Spencer Rattler</u>
RB	41	ALVIN KAMARA	21	Jamaal Williams	33	Jordan Mims
FB	46	ADAM PRENTICE				

RAMS defense

OLB	0	BYRON YOUNG	97	Michael Hoecht	44	<u>Brennan Jackson</u>
DE	55	<u>BRADEN FISKE</u>	94	Desjuan Johnson		
NT	95	BOBBY BROWN III	92	Neville Gallimore		
DE	91	KOBIE TURNER	90	<u>Tyler Davis</u>		
OLB	8	<u>JARED VERSE</u>	31	Nick Hampton		
ILB	48	<u>OMAR SPEIGHTS</u>				
ILB	56	CHRISTIAN ROZEBOOM	35	Jacob Hummel		
CB	14	COBIE DURANT	4	Ahkello Witherspoon		
S	37	QUENTIN LAKE	26	<u>Kamren Kinchens</u>		
S	3	KAM CURL	39	<u>Jaylen McCollough</u>		
CB	24	DARIOUS WILLIAMS	30	<u>Josh Wallace</u>	21	<u>Charles Woods</u>

SAINTS specialists

P	43	<u>MATTHEW HAYBALL</u>			
K	19	BLAKE GRUPE			
KO	19	BLAKE GRUPE			
LS	49	ZACH WOOD			
H	43	<u>MATTHEW HAYBALL</u>			
PR	84	<u>MASON TIPTON</u>			
KR	21	JAMAAL WILLIAMS			

NEW ORLEANS SAINTS

No.	NAME	Pos.
0	UGO AMADI	S
1	ALONTAE TAYLOR	CB
3	JAKE HAENER	QB
4	DEREK CARR	QB
5	WILL HARRIS	DB
6	WILLIE GAY JR.	LB
7	TAYSOM HILL	TE
10	MARQUEZ VALDES-SCANTLING	WR
11	CEDRICK WILSON JR.	WR
14	KOOL-AID MCKINSTRY	CB
18	SPENCER RATTLER	QB
19	BLAKE GRUPE	K
20	PETE WERNER	LB
21	JAMAAL WILLIAMS	RB
27	SHEMAR JEAN-CHARLES	DB
31	JORDAN HOWDEN	DB
32	TYRANN MATHIEU	S
33	JORDAN MIMS	RB
36	RICO PAYTON	CB
38	MILLARD BRADFORD	S
41	ALVIN KAMARA	RB
43	MATTHEW HAYBALL	P
45	NEPHI SEWELL	LB
46	ADAM PRENTICE	FB
48	J.T. GRAY	DB
49	ZACH WOOD	LS
50	KHALEN SAUNDERS	DT
51	CESAR RUIZ	C/G
52	D'MARCO JACKSON	LB
53	JAYLAN FORD	LB
55	ISAAH FOSKEY	DE
56	DEMARIO DAVIS	LB
58	ANFERNEE ORJI	LB
62	LUCAS PATRICK	OL
64	NICK SALDIVERI	OL
66	SHANE LEMIEUX	C/G
67	LONDON YOUNG	T
70	TREVOR PENNING	T
74	OLISAEMEKA UDOH	OL
75	TALIESE FUAGA	T
78	ERIK McCOY	C/G
83	JUWAN JOHNSON	TE
84	MASON TIPTON	WR
85	DALLIN HOLKER	TE
87	FOSTER MOREAU	TE
90	BRYAN BRESEE	DT
93	NATHAN SHEPHERD	DT
94	CAMERON JORDAN	DE
95	JOHN RIDGEWAY III	DT
96	CARL GRANDERSON	DE
97	KHRISTIAN BOYD	DT
98	PAYTON TURNER	DE
99	CHASE YOUNG	DE

SAINTS PRACTICE SQUAD

13	EQUANIMIOUS ST. BROWN	WR
17	DANTE PETTIS	WR
28	TRE HERNDON	DB
30	RODERIC TEAMER	S
34	XAZAVIAN VALLADAY	RB
35	JACOB KIBODI	RB
39	CHARLIE SMYTH	K
44	ISAAH STALBIRD	LB
57	RYDER ANDERSON	DT
60	KYLE HERGEL	G
72	JOSIAH EZIRIM	T
76	AUSTIN DECULUS	T
80	JERMAINE JACKSON	WR
81	KEVIN AUSTIN JR.	WR
82	TRYTON WELCH	TE
86	MICHAEL JACOBSON	TE
91	KENDAL VICKERS	DT

LOS ANGELES RAMS

No.	NAME	Pos.
87	ALLEN, DAVIS	TE
5	ATWELL, TUTU	WR
73	AVILA, STEVE	OL
13	BENNETT, STETSON	QB
95	BROWN III, BOBBY	NT
22	CORUM, BLAKE	RB
3	CURL, KAM	S
90	DAVIS, TYLER	DE
67	DEDICH, JUSTIN	OL
69	DODSON, KEVIN	OL
14	DURANT, COBIE	CB
42	EVANS, ETHAN	P
55	FISKE, BRADEN	DE
92	GALLIMORE, NEVILLE	NT
11	GAROPPOLO, JIMMY	QB
31	HAMPTON, NICK	OLB
79	HAVENSTEIN, ROB	OL
97	HOECHT, MICHAEL	OLB
35	HUMMEL, JACOB	ILB
77	JACKSON, ALARIC	OL
44	JACKSON, BRENNAN	OLB
72	JACKSON, JONAH	OL
94	JOHNSON, DESJUAN	DE
18	JOHNSON, TYLER	WR
16	KARTY, JOSHUA	K
26	KINCHENS, KAMREN	S
10	KUPP, COOPER	WR
37	LAKE, QUENTIN	S
50	LIMMER, BEAUX	OL
84	LONG, HUNTER	TE
71	MCCLENDON JR., WARREN	OL
39	MCCOLLOUGH, JAYLEN	S
63	MCMAHON, DYLAN	OL
17	NACUA, PUKA	WR
70	NOTEBOOM, JOE	OL
86	PARKINSON, COLBY	TE
20	RIVERS, RONNIE	RB
15	ROBINSON, DEMARCUS	WR
56	ROZEBOOM, CHRISTIAN	ILB
32	SCHRADER, CODY	RB
19	SMITH, XAVIER	WR
48	SPEIGHTS, OMAR	ILB
9	STAFFORD, MATTHEW	QB
91	TURNER, KOBIE	DE
8	VERSE, JARED	OLB
30	WALLACE, JOSH	CB
47	WARD, ALEX	LS
88	WHITTINGTON, JORDAN	WR
24	WILLIAMS, DARIOUS	CB
23	WILLIAMS, KYREN	RB
4	WITHERSPOON, AHKELLO	CB
21	WOODS, CHARLES	CB
0	YOUNG, BYRON	OLB



RAMS PRACTICE SQUAD

61	ARCURI, A.J.	OL
2	CEPHUS, QUINTEZ	WR
98	DURDEN, CORY	NT
40	FIELDS II, TONY	ILB
27	GREEN, A.J.	CB
34	INGLE, TANNER	S
25	JOHNSON, QUINDELL	S
38	JOLLY, SHAUN	CB
83	KALINIC, NIKOLA	TE
33	LAMPKIN, CAM	CB
58	NEAL, ELIAS	ILB
65	OLAJIGA, DAVID	DE
6	STOOPS, DRAKE	WR
96	THOMAS II, KEIR	LB
93	WILLIAMS, JONAH	DE

LOS ANGELES RAMS

No.	Name	Pos.	Ht.	Wt.	Age	Exp.	College	H.S. Hometown
0	Byron Young	OLB	6-2	258	26	2	Tennessee	Georgetown, S.C.
3	Kam Curl	S	6-2	205	25	5	Arkansas	Muskogee, Okla.
4	Ahkello Witherspoon	CB	6-2	195	29	7	Colorado	Sacramento, Calif.
5	Tutu Atwell	WR	5-9	165	25	4	Louisville	Miami, Fla.
8	Jared Verse	OLB	6-4	260	24	R	Florida State	Dayton, Ohio
9	Matthew Stafford	QB	6-3	214	36	16	Georgia	Highland Park, Texas
10	Cooper Kupp	WR	6-2	207	31	8	Eastern Washington	Yakima, Wash.
11	Jimmy Garoppolo	QB	6-2	225	33	11	Eastern Illinois	Rolling Meadows, Ill.
13	Stetson Bennett	QB	5-11	190	27	1	Georgia	Atlanta, Ga.
14	Cobie Durant	CB	5-11	182	26	3	South Carolina State	Lamar, S.C.
15	Demarcus Robinson	WR	6-1	203	30	9	Florida	Fort Valley, Ga.
16	Joshua Karty	K	6-2	207	22	R	Stanford	Burlington, N.C.
17	Puka Nacua	WR	6-2	212	23	2	BYU	Provo, Utah
18	Tyler Johnson	WR	6-1	207	26	4	Minnesota	Minneapolis, Minn.
19	Xavier Smith	WR	5-9	176	27	1	Florida A&M	Davenport, Fla.
20	Ronnie Rivers	RB	5-9	192	25	3	Fresno State	Brentwood, Calif.
21	Charles Woods	CB	5-11	185	24	R	SMU	Dallas, Texas
22	Blake Corum	RB	5-8	210	24	R	Michigan	Marshall, Va.
23	Kyren Williams	RB	5-9	202	24	3	Notre Dame	Kirkwood, Mo.
24	Darios Williams	CB	5-9	192	31	7	Alabama - Birmingham	St. Johns, Fla.
26	Kamren Kinchens	S	6-0	207	22	R	Miami (FL)	Miami, Fla.
30	Josh Wallace	CB	6-0	189	24	R	Michigan	Bowie, Md.
31	Nick Hampton	OLB	6-3	250	24	2	Appalachian State	Anderson, S.C.
32	Cody Schrader	RB	5-9	214	24	R	Missouri	St. Louis, Mo.
35	Jacob Hummel	ILB	6-1	229	25	3	Iowa State	West Des Moines, Iowa
37	Quentin Lake	S	6-1	196	25	3	UCLA	Santa Ana, Calif.
39	Jaylen McCollough	S	6-0	202	24	R	Tennessee	Austell, Ga.
42	Ethan Evans	P	6-3	250	23	2	Wingate	Mt. Airy, N.C.
44	Brennan Jackson	OLB	6-4	263	24	R	Washington State	Temecula, Calif.
47	Alex Ward	LS	6-4	241	25	2	UCF	Fort Walton Beach, Fla.
48	Omar Speights	ILB	6-1	228	23	R	LSU	Philadelphia, Pa.
50	Beaux Limmer	OL	6-5	312	23	R	Arkansas	Tyler, Texas
55	Braden Fiske	DE	6-5	291	24	R	Florida State	Michigan City, Ind.
56	Christian Rozeboom	ILB	6-2	237	27	4	South Dakota State	Sioux Center, Iowa
63	Dylan McMahon	OL	6-3	298	23	R	N.C. State	Savannah, Ga.
67	Justin Dedich	OL	6-2	300	24	R	USC	Temecula, Calif.
69	Kevin Dotson	OL	6-4	330	26	5	Louisiana-Lafayette	Iberville Parish, La.
70	Joe Noteboom	OL	6-5	300	29	7	TCU	Plano, Texas
71	Warren McCleendon Jr.	OL	6-4	317	23	2	Georgia	Brunswick, Ga.
72	Jonah Jackson	OL	6-4	315	27	5	Ohio State	Media, Pa.
73	Steve Avila	OL	6-3	338	25	2	TCU	Arlington, Texas
77	Alaric Jackson	OL	6-7	345	26	4	Iowa	Detroit, Mich.
79	Rob Havenstein	OL	6-8	323	32	10	Wisconsin	Mount Airy, Md.
84	Hunter Long	TE	6-5	243	26	4	Boston College	Exeter, N.H.
86	Colby Parkinson	TE	6-7	265	25	5	Stanford	Westlake Village, Calif.
87	Davis Allen	TE	6-6	251	23	2	Clemson	Calhoun, Ga.
88	Jordan Whittington	WR	6-1	202	24	R	Texas	Cuero, Texas
90	Tyler Davis	DE	6-2	300	24	R	Clemson	Apopka, Fla.
91	Kobie Turner	DE	6-2	297	25	2	Wake Forest	Clifton, Va.
92	Neville Gallimore	NT	6-2	307	27	5	Oklahoma	Ottawa, Ontario, Canada
94	Desjuan Johnson	DE	6-3	280	25	2	Toledo	Detroit, Mich.
95	Bobby Brown III	NT	6-4	328	24	4	Texas A&M	Arlington, Texas
97	Michael Hoecht	OLB	6-4	267	27	4	Brown	Oakwood, Ohio

- HEAD COACH: SEAN McVAY
 Assistant Coaches: Mike LaFleur (Offensive Coordinator), Chris Shula (Defensive Coordinator), Chase Blackburn (Special Teams Coordinator), Chris Beake (Safeties), Rob Calabrese (Offensive Assistant), Nick Caley (Tight Ends/Pass Game Coordinator), A.C. Carter (Assistant Defensive Line), Joe Coniglio (Outside Linebackers), Sean Desai (Senior Defensive Assistant/Associate Head Coach), Scott Frost (Senior Analyst), Ron Gould (Running Backs), Mike Harris (Defensive Assistant), Zak Kromer (Assistant Offensive Line), Aubrey Pleasant (Assistant Head Coach/ Pass Game Coordinator), Dave Ragone (Quarterbacks), Nate Scheelhaase (Offensive Assistant/Pass Game Specialist), Jerry Schuplinski (Senior Offensive Assistant), Giff Smith (Defensive Line/Run Game Coordinator), John Streicher (Game Management Coordinator), Ryan Wendell (Offensive Line), Greg Williams (Inside Linebackers), Eric Yarber (Wide Receivers).

NEW ORLEANS SAINTS

No.	Name	Pos.	Ht.	Wt.	Age	Exp.	College	H.S. Hometown
0	Ugo Amadi	S	5-9	201	27	6	Oregon	Nashville, Tenn.
1	Alontae Taylor	CB	6-1	199	25	3	Tennessee	Manchester, Tenn.
3	Jake Haener	QB	6-1	200	25	2	Fresno State	Danville, Calif.
4	Derek Carr	QB	6-3	215	33	11	Fresno State	Bakersfield, Calif.
5	Will Harris	DB	6-1	206	28	6	Boston College	Suwanee, Ga.
6	Willie Gay Jr.	LB	6-1	243	26	5	Mississippi State	Starkville, Miss.
7	Taysom Hill	TE	6-2	221	34	8	BYU	Pocatello, Idaho
10	Marquez Valdes-Scantling	WR	6-4	206	30	7	South Florida	St. Petersburg, Fla.
11	Cedrick Wilson Jr.	WR	6-2	197	29	7	Boise State	Memphis, Tenn.
14	Kool-Aid McKinstry	CB	5-11	199	22	R	Alabama	Pinson, Ala.
18	Spencer Rattler	QB	6-0	211	24	R	South Carolina	Phoenix, Ariz.
19	Blake Grupe	K	5-7	156	26	2	Notre Dame	Sedalia, Mo.
20	Pete Werner	LB	6-3	242	26	4	Ohio State	Indianapolis, Ind.
21	Jamaal Williams	RB	6-0	224	29	8	BYU	Fontana, Calif.
27	Shemar Jean-Charles	DB	5-10	184	26	4	Appalachian State	Miramar, Fla.
31	Jordan Howden	DB	6-0	209	24	2	Minnesota	San Diego, Calif.
32	Tyrann Mathieu	S	5-9	190	32	12	LSU	New Orleans, La.
33	Jordan Mims	RB	6-0	205	25	1	Fresno State	Atherton, Calif.
36	Rico Payton	CB	6-0	182	25	R	Pittsburg State	St. Louis, Mo.
38	Millard Bradford	S	5-10	191	25	R	TCU	Helotes, Texas
41	Alvin Kamara	RB	5-10	215	29	8	Tennessee	Atlanta, Ga.
43	Matthew Hayball	P	6-0	189	27	R	Vanderbilt	West Adelaide, Australia
45	Nephi Sewell	LB	6-0	228	25	2	Utah	St. George, Utah
46	Adam Prentice	FB	6-0	245	27	4	South Carolina	Clovis, Calif.
48	J.T. Gray	DB	6-0	202	28	7	Mississippi State	Clarksdale, Miss.
49	Zach Wood	LS	6-3	255	31	8	Southern Methodist	Rowlett, Texas
50	Khalen Saunders	DT	6-0	324	28	6	Western Illinois	St. Louis, Mo.
51	Cesar Ruiz	C/G	6-4	316	25	5	Michigan	Camden, N.J.
52	D'Marco Jackson	LB	6-1	233	26	3	Appalachian State	Spartanburg, S.C.
53	Jaylan Ford	LB	6-2	240	23	R	Texas	Frisco, Texas
55	Isaiah Foskey	DE	6-5	270	24	2	Notre Dame	Concord, Calif.
56	Demario Davis	LB	6-2	248	35	13	Arkansas State	Brandon, Miss.
58	Anfernee Orji	LB	6-2	230	24	1	Vanderbilt	Rockwall, Texas
62	Lucas Patrick	OL	6-3	313	31	8	Duke	Brentwood, Tenn.
64	Nick Saldiveri	OL	6-6	316	24	2	Old Dominion	Monroe, N.C.
66	Shane Lemieux	C/G	6-4	310	27	5	Oregon	Yakima, Wash.
67	Landon Young	T	6-7	321	27	4	Kentucky	Lexington, Ky.
70	Trevor Penning	T	6-7	325	25	3	Northern Iowa	Mason City, Iowa
74	Olisaemeka Udoh	OL	6-6	320	27	6	Elon	Fayetteville, N.C.
75	Taliese Fuaga	T	6-6	324	22	R	Oregon State	Tacoma, Wash.
78	Erik McCoy	C/G	6-4	303	27	6	Texas A&M	Lufkin, Texas
83	Juwan Johnson	TE	6-4	231	28	5	Oregon	Glassboro, N.J.
84	Mason Tipton	WR	5-11	187	24	R	Yale	Akron, Ohio
85	Dallin Holker	TE	6-3	241	24	R	Colorado State	Lehi, Utah
87	Foster Moreau	TE	6-4	250	27	6	LSU	New Orleans, La.
90	Bryan Bresee	DT	6-5	305	23	2	Clemson	Damascus, Md.
93	Nathan Shepherd	DT	6-4	315	31	7	Fort Hays State	Ajax, Ontario, Canada
94	Cameron Jordan	DE	6-4	287	35	14	California	Chandler, Ariz.
95	John Ridgeway III	DT	6-5	321	25	3	Arkansas	Bloomington, Ill.
96	Carl Granderson	DE	6-5	261	27	6	Wyoming	Sacramento, Calif.
97	Khristian Boyd	DT	6-2	320	24	R	Northern Iowa	Blue Springs, Mo.
98	Payton Turner	DE	6-6	270	25	4	Houston	Houston, Texas
99	Chase Young	DE	6-5	265	25	5	Ohio State	Hyattsville, Md.

- INTERIM HEAD COACH: DARREN RIZZI
 Assistant Coaches: Clancy Barone (Tight Ends), John Benton (Offensive Line), Rick Dennison (Senior Offensive Assistant), Jahri Evans (Offensive Assistant), Derrick Foster (Running Backs), Phil Galiano (Assistant Special Teams), Matt Giordano (Defensive Assistant), Peter Giunta (Senior Defensive Assistant), Todd Grantham (Defensive Line), Adam Gristick (Defensive Assistant), Michael Hodges (Linebackers), Andrew Janocko (Quarterbacks), Klint Kubiak (Offensive Coordinator), Marwan Maalouf (Special Teams Assistant), Mike Martinez (Assistant to the Head Coach), DeNarius McGhee (Assistant Wide Receivers), Kevin Petry (Offensive Assistant), Marcus Robertson (Secondary), Jordan Traylor (Offensive Assistant), Keith Williams (Wide Receivers), Joe Woods (Defensive Coordinator), Brian Young (Pass Rush Specialist).

NEW ORLEANS SAINTS

No.	NAME	Pos.
07	AMADI, UGO	S
97	BOYD, KHRISTIAN	DT
38	BRADFORD, MILLARD	S
90	BRESEE, BRYAN	DT
4	CARR, DEREK	QB
56	DAVIS, DEMARIO	LB
53	FORD, JAYLAN	LB
55	FOSKEY, ISAIAH	DE
75	FUAGA, TALIESE	T
6	GAY JR., WILLIE	LB
96	GRANDERSON, CARL	DE
48	GRAY, J.T.	DB
19	GRUPE, BLAKE	K
3	HAENER, JAKE	QB
5	HARRIS, WILL	DB
43	HAYBALL, MATTHEW	P
7	HILL, TAYSON	TE
85	HOLKER, DALLIN	TE
31	HOWDEN, JORDAN	DB
52	JACKSON, D'MARCO	LB
27	JEAN-CHARLES, SHEMAR	DB
83	JOHNSON, JUWAN	TE
94	JORDAN, CAMERON	DE
41	KAMARA, ALVIN	RB
66	LEMIEUX, SHANE	C/G
32	MATHIEU, TYRANN	S
78	MCCOY, ERIK	C/G
14	MCKINSTRY, KOOL-AID	CB
33	MIMS, JORDAN	RB
87	MOREAU, FOSTER	TE
58	ORJI, ANFERNEE	LB
62	PATRICK, LUCAS	OL
36	PAYTON, RICO	CB
70	PENNING, TREVOR	T
46	PRENTICE, ADAM	FB
18	RATTLER, SPENCER	QB
95	RIDGWAY III, JOHN	DT
51	RUIZ, CESAR	C/G
64	SALDIVERI, NICK	OL
50	SAUNDERS, KHALEN	DT
45	SEWELL, NEPHI	LB
93	SHEPHERD, NATHAN	DT
1	TAYLOR, ALONTAE	CB
84	TIPTON, MASON	WR
98	TURNER, PAYTON	DE
74	UDOH, OLISAEMEKA	OL
10	VALDES-SCANTLING, MARQUEZ	WR
20	WERNER, PETE	LB
21	WILLIAMS, JAMAAL	RB
11	WILSON JR., CEDRICK	WR
49	WOOD, ZACH	LS
99	YOUNG, CHASE	DE
67	YOUNG, LANDON	T



SAINTS PRACTICE SQUAD

National Football League Game Summary

NFL Copyright © 2024 by The National Football League. All rights reserved. This summary and play-by-play is for the express purpose of assisting media in their coverage of the game; any other use of this material is prohibited without the written permission of the National Football League.

Date: Sunday, 12/1/2024

Los Angeles Rams at New Orleans Saints

Start Time: 3:05 PM CST

at Caesars Superdome, New Orleans, LA

Game Day Weather

Game Weather: Sunny
Closed Stadium on Artificial Turf

Temp: 64° F (17.8° C) Humidity: 46%, Wind: N 5 mph
Outdoor Weather: Sunny

Officials

Referee: Allen, Brad (122)
Line Judge: Flowers, Walter (32)
Back Judge: Walton, Tyree (2)

Umpire: Heydt, Duane (42)
Field Judge: Patterson, Rick (15)
Replay Official: Brown, Kevin (0)

Down Judge: Thomas, Sarah (53)
Side Judge: Hill, Chad (125)

Lineups

Los Angeles Rams				New Orleans Saints			
Offense		Defense		Offense		Defense	
TE	87 D.Allen	OLB	8 J.Verse	TE	7 T.Hill	DE	96 C.Granderson
WR	17 P.Nacua	NT	95 B.Brown	WR	10 M.Valdes-Scantling	DT	93 N.Shepherd
LT	77 A.Jackson	DE	91 K.Turner	LT	75 T.Fuaga	DT	50 K.Saunders
LG	73 S.Avila	DE	55 B.Fiske	LG	64 N.Saldiveri	LDE	94 C.Jordan
C	50 B.Limmer	OLB	0 B.Young	C	66 S.Lemieux	WILL	20 P.Werner
RG	69 K.Dotson	ILB	56 C.Rozeboom	RG	51 C.Ruiz	MLB	56 D.Davis
RT	79 R.Havenstein	ILB	48 O.Speights	RT	70 T.Penning	LCB	1 A.Taylor
WR	10 C.Kupp	CB	14 C.Durant	TE	87 F.Moreau	RCB	14 K.McKinstry
WR	15 D.Robinson	CB	24 D.Williams	QB	4 D.Carr	SS	5 W.Harris
QB	9 M.Stafford	S	37 Q.Lake	FB	46 A.Prentice	FS	32 T.Mathieu
RB	23 K.Williams	S	3 K.Curl	RB	41 A.Kamara	S	0 U.Amadi

Substitutions

WR 5 T.Atwell, K 16 J.Karty, WR 18 T.Johnson, WR 19 X.Smith, RB 20 R.Rivers, CB 21 C.Woods, RB 22 B.Corum, S 26 K.Kinchens, CB 30 J.Wallace, OLB 31 N.Hampton, ILB 35 J.Hummel, S 39 J.McCollough, P 42 E.Evans, LS 47 A.Ward, OL 67 J.Dedich, TE 84 H.Long, TE 86 C.Parkinson, WR 88 J.Whittington, DE 90 T.Davis, NT 92 N.Gallimore, DE 94 D.Johnson, OLB 97 M.Hoecht

Substitutions

LB 6 W.Gay, WR 11 C.Wilson, WR 17 D.Pettis, K 19 B.Grupe, RB 21 Ja.Williams, DB 27 S.Jean-Charles, DB 31 J.Howden, CB 36 R.Payton, P 43 M.Hayball, LB 45 N.Sewell, DB 48 J.Gray, LS 49 Z.Wood, LB 52 D.Jackson, DE 55 I.Foskey, LB 58 A.Orji, G 60 K.Hergel, T 67 L.Young, OL 74 O.Udoh, WR 81 K.Austin, TE 83 J.Johnson, TE 85 D.Holker, DT 90 B.Brees, DT 95 J.Ridgeway, DE 98 P.Turner, DE 99 C.Young

Did Not Play

CB 4 A.Witherspoon, QB 11 J.Garoppolo, OL 70 J.Noteboom, OL 72 J.Jackson

Did Not Play

QB 3 J.Haener

Not Active

3QB 13 S.Bennett, RB 32 C.Schrader, OLB 44 B.Jackson, OL 63 D.McMahon, OL 71 W.McClendon

Not Active

3QB 18 S.Rattler, RB 33 J.Mims, LB 53 J.Ford, OL 62 L.Patrick, C/G 78 E.McCoy, WR 84 M.Tipton, DT 97 K.Boyd

Field Goals (made () & missed)

		B.Grupe	(54)	36WL	(54)		
		1	2	3	4	OT	Total
VISITOR:	Los Angeles Rams	0	0	7	14	0	21
HOME:	New Orleans Saints	3	3	0	8	0	14

Scoring Plays

Team	Qtr	Time	Play Description (Extra Point) (Drive Info)	Visitor	Home
Saints	1	8:48	B.Grupe 54 yd. Field Goal (12-34, 6:12)	0	3
Saints	2	0:02	B.Grupe 54 yd. Field Goal (11-51, 1:48)	0	6
Rams	3	8:50	K.Williams 4 yd. run (J.Karty kick) (11-70, 6:10)	7	6
Rams	4	14:57	D.Robinson 3 yd. pass from M.Stafford (J.Karty kick) (4-82, 2:06)	14	6
Saints	4	11:53	M.Valdes-Scantling 28 yd. pass from D.Carr (D.Carr-D.Pettis pass) (6-70, 3:04)	14	14
Rams	4	8:54	P.Nacua 7 yd. pass from M.Stafford (J.Karty kick) (8-56, 2:59)	21	14

Paid Attendance: 70,006

Time: 2:53

Final Team Statistics

	Visitor Rams	Home Saints
TOTAL FIRST DOWNS	22	19
By Rushing	12	7
By Passing	9	11
By Penalty	1	1
THIRD DOWN EFFICIENCY	4-9-44.4%	5-15-33.3%
FOURTH DOWN EFFICIENCY	1-2-50.0%	2-3-66.7%
TOTAL NET YARDS	322	327
Total Offensive Plays (inc. times thrown passing)	55	68
Average gain per offensive play	5.9	4.8
NET YARDS RUSHING	156	143
Total Rushing Plays	29	31
Average gain per rushing play	5.4	4.6
Tackles for a loss-number and yards	0-0	2-7
NET YARDS PASSING	166	184
Times thrown - yards lost attempting to pass	2-17	0-0
Gross yards passing	183	184
PASS ATTEMPTS-COMPLETIONS-HAD INTERCEPTED	24-14-0	37-24-0
Avg gain per pass play (inc.# thrown passing)	6.4	5.0
KICKOFFS Number-In End Zone-Touchbacks	4-4-4	4-2-1
PUNTS Number and Average	3-38.7	3-42.7
Had Blocked	0	0
FGs - PATs Had Blocked	0-0	0-0
Net Punting Average	38.7	42.7
TOTAL RETURN YARDAGE (Not Including Kickoffs)	0	0
No. and Yards Punt Returns	1-0	0-0
No. and Yards Kickoff Returns	3-100	0-0
No. and Yards Interception Returns	0-0	0-0
PENALTIES Number and Yards	3-30	4-38
FUMBLES Number and Lost	0-0	0-0
TOUCHDOWNS	3	1
Rushing	1	0
Passing	2	1
EXTRA POINTS Made-Attempts	3-3	1-1
Kicking Made-Attempts	3-3	0-0
Passing Made-Attempts	0-0	1-1
FIELD GOALS Made-Attempts	0-0	2-3
RED ZONE EFFICIENCY	3-3-100%	0-2-0%
GOAL TO GO EFFICIENCY	3-3-100%	0-0-0%
SAFETIES	0	0
FINAL SCORE	21	14
TIME OF POSSESSION	27:23	32:37

Ball Possession And Drive Chart

Los Angeles Rams

#	Time Recd	Time Lost	Time Poss	How Ball Obtained	Drive Began	# Play	Yds Gain	Yds Pen	Net Yds	1st Down	Last Scrm	How Given Up
1	8:48	7:46	1:02	Kickoff	LA 26	3	4	0	4	0	LA 30	Punt
2	14:57	9:10	5:47	Missed FG	LA 26	12	49	0	49	3	NO 25	Downs
3	6:18	1:50	4:28	Punt	LA 12	8	40	0	40	3	NO 48	Punt
4	0:02	0:00	0:02	Kickoff		0	0	0	0	0		End of Half
5	15:00	8:50	6:10	Kickoff	LA 30	11	70	0	70	5	* NO 4	Touchdown
6	7:16	3:36	3:40	Punt	LA 20	6	31	0	31	2	NO 49	Punt
7	2:03	14:57	2:06	Punt	LA 18	4	82	0	82	4	* NO 3	Touchdown
8	11:53	8:54	2:59	Kickoff	LA 44	8	38	18	56	4	* NO 7	Touchdown
9	1:09	0:00	1:09	Downs	LA 9	3	8	0	8	1	LA 18	End of Game

(185) Average LA 23

New Orleans Saints

#	Time Recd	Time Lost	Time Poss	How Ball Obtained	Drive Began	# Play	Yds Gain	Yds Pen	Net Yds	1st Down	Last Scrm	How Given Up
1	15:00	8:48	6:12	Kickoff	NO 30	12	34	0	34	3	LA 36	Field Goal
2	7:46	14:57	7:49	Punt	NO 25	14	72	-15	57	4	* LA 18	Missed FG
3	9:10	6:18	2:52	Downs	NO 25	6	17	0	17	1	NO 42	Punt
4	1:50	0:02	1:48	Punt	NO 13	11	51	0	51	4	LA 36	Field Goal
5	8:50	7:16	1:34	Kickoff	NO 30	3	1	0	1	0	NO 31	Punt
6	3:36	2:03	1:33	Punt	NO 28	5	21	0	21	1	NO 49	Punt
7	14:57	11:53	3:04	Kickoff	NO 30	6	70	0	70	3	LA 28	Touchdown
8	8:54	1:09	7:45	Kickoff	NO 30	14	61	0	61	3	* LA 9	Downs

(211) Average NO 26

* inside opponent's 20

Time of Possession by Quarter

	1st	2nd	3rd	4th	OT	Total
Visitor Los Angeles Rams	1:02	10:17	11:53	4:11		27:23
Home New Orleans Saints	13:58	4:43	3:07	10:49		32:37

Kickoff Drive No.-Start Average

Rams: 3 - LA 33

Saints: 4 - NO 30

Los Angeles Rams vs New Orleans Saints

12/1/2024 at Caesars Superdome

First Half Summary

PERIOD SCORES

TIME OF POSSESSION

Rams 0 0 = 0
Saints 3 3 = 6

Rams 11:19
Saints 18:41

Scoring Plays

Table with columns: Team, Qtr, Time, Play Description (Extra Point) (Drive Info), Visitor, Home. Rows for Saints 1 and 2.

TOTAL FIRST DOWNS

First Downs Rushing-Passing-by Penalty

THIRD DOWN EFFICIENCY

TOTAL NET YARDS

Total Offensive Plays

NET YARDS RUSHING

NET YARDS PASSING

Gross Yards Passing

Times thrown-yards lost attempting to pass

Pass Attempts-Completions-Had Intercepted

Punts-Number and Average

Penalties-Number and Yards

Fumbles-Number and Lost

Red Zone Efficiency

Average Drive Start

Los Angeles Rams

New Orleans Saints

6

12

6 - 0 - 0

4 - 7 - 1

1-5-20.0%

2-8-25.0%

93

174

23

40

78

91

15

83

23

83

1-8

0-0

10 - 4 - 0

23 - 15 - 0

2 - 40.0

1 - 46.0

2 - 15

2 - 20

0 - 0

0 - 0

0-0-0%

0-1-0%

LA 21

NO 23

Los Angeles Rams

New Orleans Saints

RUSHING

ATT YDS AVG LG TD

Rushing stats for Rams: K.Williams, B.Corum, M.Stafford, Total.

RUSHING

ATT YDS AVG LG TD

Rushing stats for Saints: A.Kamara, T.Hill, D.Carr, Total.

PASSING

ATT CMP YDS SK/YD TD LG IN RT

Passing stats for Rams: M.Stafford, Total.

PASSING

ATT CMP YDS SK/YD TD LG IN RT

Passing stats for Saints: D.Carr, Total.

PASS RECEIVING

TAR REC YDS AVG LG TD

Pass receiving stats for Rams: C.Kupp, K.Williams, P.Nacua, D.Robinson, Total.

PASS RECEIVING

TAR REC YDS AVG LG TD

Pass receiving stats for Saints: T.Hill, J.Johnson, A.Kamara, K.Austin, F.Moreau, M.Valdes-Scantling, Ja.Williams, D.Pettis, Total.

Los Angeles Rams

Regular Defensive Plays

Special Teams

Misc

TKL AST COMB SK / YDS TFL Q IN PD FF FR TKL AST FF FR BL TKL AST FF FR

Defensive stats table for Rams: C.Rozeboom, O.Speights, K.Kinchens, Q.Lake, Total.

First Quarter

12/1/2024

Play By Play

LA wins the coin toss and elects to defer. NO elects to Receive, and LA elects to defend the north goal.

E.Evans kicks 65 yards from LA 35 to end zone, Touchback to the NO 30.

New Orleans Saints at 15:00

- 1-10-NO 30 (15:00) A.Kamara right end to NO 42 for 12 yards (O.Speights; C.Rozeboom). R1
- 1-10-NO 42 (14:15) D.Carr pass incomplete short right [J.Verse].
- 2-10-NO 42 (14:09) (Shotgun) A.Kamara up the middle to LA 49 for 9 yards (C.Rozeboom; K.Kinchens).
- 3-1-LA 49 (13:36) A.Kamara right end to LA 49 for no gain (C.Rozeboom).
Timeout #1 by NO at 12:53.
- 4-1-LA 49 (12:53) (Shotgun) D.Carr pass short middle to K.Austin to LA 45 for 4 yards (C.Rozeboom). P2
- 1-10-LA 45 (12:14) A.Kamara left end to LA 43 for 2 yards (O.Speights; J.Verse).
- 2-8-LA 43 (11:49) (No Huddle) D.Carr pass short middle to F.Moreau to LA 39 for 4 yards (O.Speights; C.Rozeboom).
- 3-4-LA 39 (11:11) (Shotgun) D.Carr pass short middle to T.Hill to LA 34 for 5 yards (Q.Lake). P3
- 1-10-LA 34 (10:29) (Shotgun) D.Carr pass short middle to F.Moreau to LA 32 for 2 yards (B.Young).
- 2-8-LA 32 (9:45) D.Carr pass short right to A.Kamara to LA 36 for -4 yards (C.Durant).
- 3-12-LA 36 (8:57) (Shotgun) D.Carr sacked at LA 45 for -9 yards (K.Turner). FUMBLES (K.Turner), RECOVERED by LA-B.Fiske at LA 42. B.Fiske for 58 yards, TOUCHDOWN.
The Replay Official reviewed the fumble ruling, and the play was REVERSED.
(Shotgun) D.Carr pass incomplete short left to D.Pettis (K.Turner).
- 4-12-LA 36 (8:53) **B.Grupe 54 yard field goal is GOOD, Center-Z.Wood, Holder-M.Hayball.**

LA 0 NO 3, 12 plays, 34 yards, 6:12 drive, 6:12 elapsed

B.Grupe kicks 63 yards from NO 35 to LA 2. J.Whittington to LA 47 for 45 yards (B.Grupe).

PENALTY on LA-O.Speights, Offensive Holding, 10 yards, enforced at LA 36.

Los Angeles Rams at 8:48, (1st play from scrimmage 8:40)

- 1-10-LA 26 (8:40) M.Stafford pass incomplete short right to D.Robinson.
- 2-10-LA 26 (8:35) (Shotgun) M.Stafford pass short left to P.Nacua to LA 30 for 4 yards (W.Harris).
- 3-6-LA 30 (7:56) (Shotgun) M.Stafford pass incomplete short middle to C.Kupp [B.Bresee].
- 4-6-LA 30 (7:53) E.Evans punts 45 yards to NO 25, Center-A.Ward, out of bounds.

Timeout at 07:46.

New Orleans Saints at 7:46

- 1-10-NO 25 (7:46) A.Kamara right guard to NO 30 for 5 yards (M.Hoecht).
- 2-5-NO 30 (7:09) A.Kamara right end pushed ob at NO 40 for 10 yards (Q.Lake). R4
- 1-10-NO 40 (6:32) (No Huddle) A.Kamara left tackle to NO 44 for 4 yards (B.Brown).
- 2-6-NO 44 (5:53) (Shotgun) D.Carr pass short middle to K.Austin to LA 45 for 11 yards (Q.Lake). P5
- 1-10-LA 45 (5:13) (Shotgun) A.Kamara up the middle to LA 41 for 4 yards (T.Davis).
- 2-6-LA 41 (4:37) (Shotgun) T.Hill up the middle to LA 40 for 1 yard (J.Verse).
- 3-5-LA 40 (3:52) (Shotgun) D.Carr pass incomplete deep right to J.Johnson (Q.Lake).
- 4-5-LA 40 (3:46) (Punt formation) Direct snap to T.Hill. T.Hill pass incomplete short right to K.Austin (J.Wallace) [K.Turner].
PENALTY on LA-J.Wallace, Defensive Holding, 5 yards, enforced at LA 40 - No Play. X6
- 1-10-LA 35 (3:41) (Shotgun) T.Hill left guard to LA 33 for 2 yards (J.Verse, T.Davis).
- 2-8-LA 33 (3:03) (Shotgun) D.Carr pass short left to T.Hill pushed ob at LA 12 for 21 yards (D.Williams). P7
Timeout #2 by NO at 02:19.
- 1-10-LA 12 (2:19) D.Carr pass short middle to A.Kamara for 12 yards, TOUCHDOWN NULLIFIED by Penalty [B.Young].
PENALTY on NO-T.Fuaga, Ineligible Downfield Pass, 5 yards, enforced at LA 12 - No Play.
- 1-15-LA 17 (2:11) (Shotgun) T.Hill right tackle to LA 15 for 2 yards (O.Speights; B.Brown).
- 2-13-LA 15 (1:33) (Shotgun) D.Carr pass short right to J.Johnson to LA 10 for 5 yards (C.Rozeboom).
PENALTY on NO-T.Penning, Low Block, 15 yards, enforced at LA 10.
- 2-23-LA 25 (1:11) (Shotgun) D.Carr pass short right to A.Kamara to LA 24 for 1 yard (B.Fiske; O.Speights).
- 3-22-LA 24 (:34) (Shotgun) A.Kamara right tackle pushed ob at LA 18 for 6 yards (K.Kinchens).

END OF QUARTER

	Score	Time Poss	First Downs				Efficiencies	
			R	P	X	T	3 Down	4 Down
Los Angeles Rams	0	1:02	0	0	0	0	0/1	0/0
New Orleans Saints	3	13:58	2	4	1	7	1/5	1/1

Second Quarter

12/1/2024

Play By Play

New Orleans Saints continued.

4-16-LA 18 (15:00) B.Grupe 36 yard field goal is No Good, Wide Left, Center-Z.Wood, Holder-M.Hayball.

Los Angeles Rams at 14:57

1-10-LA 26 (14:57) B.Corum right tackle to LA 35 for 9 yards (W.Harris, A.Taylor).

2-1-LA 35 (14:18) (Shotgun) B.Corum right tackle to LA 45 for 10 yards (T.Mathieu). R1

1-10-LA 45 (13:39) M.Stafford pass incomplete short left [C.Granderson].

2-10-LA 45 (13:32) B.Corum up the middle to LA 47 for 2 yards (D.Davis; P.Werner).

3-8-LA 47 (12:59) (No Huddle, Shotgun) M.Stafford pass short left to C.Kupp to NO 46 for 7 yards (U.Amadi).

4-1-NO 46 (12:27) (No Huddle) M.Stafford up the middle to NO 42 for 4 yards (W.Harris). R2

1-10-NO 42 (11:52) B.Corum right end to NO 37 for 5 yards (U.Amadi).

2-5-NO 37 (11:11) B.Corum left guard to NO 31 for 6 yards (W.Harris; J.Ridgeway). R3

1-10-NO 31 (10:31) (Shotgun) M.Stafford pass incomplete deep left to P.Nacua.

2-10-NO 31 (10:27) K.Williams up the middle to NO 28 for 3 yards (D.Davis).

3-7-NO 28 (9:57) (No Huddle, Shotgun) M.Stafford pass short left to C.Kupp to NO 25 for 3 yards (K.McKinstry).

4-4-NO 25 (9:15) (Shotgun) M.Stafford pass incomplete deep right to C.Kupp.

Timeout at 09:10.

New Orleans Saints at 9:10

1-10-NO 25 (9:10) A.Kamara right tackle to NO 29 for 4 yards (O.Speights).

2-6-NO 29 (8:33) (Shotgun) D.Carr scrambles right end ran ob at NO 32 for 3 yards (M.Hoecht).

3-3-NO 32 (7:55) (Shotgun) D.Carr pass short middle to Ja.Williams to NO 39 for 7 yards (J.McCollough) [J.Verse]. P8

1-10-NO 39 (7:16) (Shotgun) T.Hill left end to NO 42 for 3 yards (B.Young; D.Johnson).

2-7-NO 42 (6:34) (Shotgun) D.Carr pass incomplete short middle to T.Hill (C.Rozeboom).

3-7-NO 42 (6:29) (Shotgun) D.Carr pass incomplete short middle to A.Kamara.

4-7-NO 42 (6:24) M.Hayball punts 46 yards to LA 12, Center-Z.Wood, fair catch by X.Smith.

Timeout at 06:18.

Los Angeles Rams at 6:18

1-10-LA 12 (6:18) K.Williams left tackle pushed ob at LA 23 for 11 yards (P.Werner). R4

1-10-LA 23 (5:44) K.Williams right tackle to LA 40 for 17 yards (K.McKinstry). R5

1-10-LA 40 (4:58) K.Williams right end to LA 45 for 5 yards (P.Werner).

2-5-LA 45 (4:19) K.Williams right tackle to LA 49 for 4 yards (W.Harris).

3-1-LA 49 (3:41) K.Williams right guard to NO 49 for 2 yards (P.Turner; A.Taylor). R6

1-10-NO 49 (3:04) M.Stafford sacked at LA 43 for -8 yards (N.Shepherd).

2-18-LA 43 (2:20) (Shotgun) M.Stafford pass short middle to K.Williams to NO 48 for 9 yards (U.Amadi).

Two-Minute Warning

3-9-NO 48 (2:00) (Shotgun) M.Stafford pass incomplete short right to P.Nacua.

4-9-NO 48 (1:57) E.Evans punts 35 yards to NO 13, Center-A.Ward, fair catch by D.Pettis.

Timeout at 01:50.

New Orleans Saints at 1:50

1-10-NO 13 (1:50) A.Kamara right tackle to NO 24 for 11 yards (K.Kinchens). R9

1-10-NO 24 (1:31) (No Huddle, Shotgun) D.Carr pass short left to J.Johnson to NO 27 for 3 yards (K.Kinchens).

2-7-NO 27 (1:11) (No Huddle, Shotgun) D.Carr pass short left to M.Valdes-Scantling to NO 35 for 8 yards (C.Durant). P10

1-10-NO 35 (:53) (No Huddle, Shotgun) D.Carr pass short right to T.Hill ran ob at NO 40 for 5 yards.

2-5-NO 40 (:48) (Shotgun) A.Kamara right guard to LA 47 for 13 yards (K.Curl; D.Williams). R11

Timeout #3 by NO at 00:42.

1-10-LA 47 (:42) (Shotgun) D.Carr pass short middle to A.Kamara to LA 39 for 8 yards (C.Rozeboom).

2-2-LA 39 (:26) (No Huddle, Shotgun) D.Carr pass short right to J.Johnson pushed ob at LA 36 for 3 yards (K.Kinchens). P12

1-10-LA 36 (:22) (Shotgun) D.Carr pass incomplete short right to T.Hill.

2-10-LA 36 (:18) (Shotgun) D.Carr pass incomplete deep right to M.Valdes-Scantling.

Timeout #1 by LA at 00:13.

3-10-LA 36 (:13) (Shotgun) D.Carr pass incomplete deep right.

Los Angeles Rams vs New Orleans Saints at Caesars Superdome

4-10-LA 36

(:07) B.Grupe 54 yard field goal is GOOD, Center-Z.Wood, Holder-M.Hayball.

LA 0 NO 6, 11 plays, 51 yards, 1:48 drive, 14:58 elapsed

B.Grupe kicks 68 yards from NO 35 to LA -3. J.Whittington to LA 20 for 23 yards (N.Sewell).

END OF QUARTER

	Score	Time Poss	First Downs				Efficiencies	
			R	P	X	T	3 Down	4 Down
Los Angeles Rams	0	10:17	6	0	0	6	1/4	1/2
New Orleans Saints	6	4:43	2	3	0	5	1/3	0/0

Third Quarter

12/1/2024

Play By Play

LA elects to Receive, and NO elects to defend the South goal.

B.Grupe kicks 65 yards from NO 35 to end zone, Touchback to the LA 30.

Los Angeles Rams at 15:00

1-10-LA 30	(15:00) K.Williams left tackle to LA 34 for 4 yards (U.Amadi).	
2-6-LA 34	(14:23) K.Williams right guard to LA 35 for 1 yard (P.Werner).	
3-5-LA 35	(13:46) (Shotgun) M.Stafford pass short right to P.Nacua to NO 47 for 18 yards (P.Werner).	P7
<u>1-10-NO 47</u>	(12:57) M.Stafford pass short middle to C.Kupp to NO 40 for 7 yards (P.Werner).	
2-3-NO 40	(12:21) K.Williams left tackle to NO 32 for 8 yards (U.Amadi).	R8
<u>1-10-NO 32</u>	(11:35) K.Williams left end to NO 22 for 10 yards (U.Amadi).	R9
<u>1-10-NO 22</u>	(10:54) M.Stafford pass incomplete short left to P.Nacua (U.Amadi).	
2-10-NO 22	(10:49) K.Williams right tackle to NO 18 for 4 yards (P.Werner).	
3-6-NO 18	(10:10) (Shotgun) M.Stafford pass short left to P.Nacua ran ob at NO 10 for 8 yards.	P10
<u>1-10-NO 10</u>	(9:35) K.Williams up the middle to NO 4 for 6 yards (C.Granderson).	
2-4-NO 4	(8:56) K.Williams left guard for 4 yards, TOUCHDOWN.	R11
	J.Karty extra point is GOOD, Center-A.Ward, Holder-E.Evans.	

Timeout at 08:50.

LA 7 NO 6, 11 plays, 70 yards, 6:10 drive, 6:10 elapsed
--

E.Evans kicks 65 yards from LA 35 to end zone, Touchback to the NO 30.

New Orleans Saints at 8:50

1-10-NO 30	(8:50) D.Carr pass short right to J.Johnson to NO 34 for 4 yards (D.Williams).	
2-6-NO 34	(8:14) A.Kamara left tackle to NO 31 for -3 yards (C.Rozeboom).	
3-9-NO 31	(7:30) (Shotgun) D.Carr pass incomplete short right.	
4-9-NO 31	(7:24) M.Hayball punts 49 yards to LA 20, Center-Z.Wood. X.Smith to LA 20 for no gain (J.Gray; R.Payton).	

Timeout at 07:16.

Los Angeles Rams at 7:16

1-10-LA 20	(7:16) M.Stafford pass short right to C.Parkinson pushed ob at LA 33 for 13 yards (U.Amadi).	P12
<u>1-10-LA 33</u>	(6:41) B.Corum left end to LA 35 for 2 yards (D.Davis).	
2-8-LA 35	(6:02) M.Stafford pass short left to P.Nacua pushed ob at NO 46 for 19 yards (P.Werner).	P13
<u>1-10-NO 46</u>	(5:22) B.Corum left guard to NO 40 for 6 yards (K.Saunders).	
2-4-NO 40	(4:43) T.Atwell right end to NO 40 for no gain (A.Taylor).	
	Timeout #1 by LA at 03:59.	
3-4-NO 40	(3:59) (Shotgun) M.Stafford sacked at NO 49 for -9 yards (B.Bresee).	
4-13-NO 49	(3:44) E.Evans punts 36 yards to NO 13, Center-A.Ward, downed by LA-X.Smith. <i>PENALTY on LA-X.Smith, Kick Catch Interference, 15 yards, enforced at NO 13.</i>	

Timeout at 03:36.

New Orleans Saints at 3:36

1-10-NO 28	(3:36) (Shotgun) A.Kamara left tackle to NO 33 for 5 yards (O.Speights).	
2-5-NO 33	(3:02) D.Carr pass deep middle to K.Austin to NO 49 for 16 yards (C.Durant).	P13
<u>1-10-NO 49</u>	(2:28) (Shotgun) D.Carr pass incomplete short middle to F.Moreau (O.Speights, K.Curl).	
2-10-NO 49	(2:23) (Shotgun) D.Carr pass incomplete short right to A.Kamara.	
3-10-NO 49	(2:18) (Shotgun) D.Carr pass incomplete deep left to F.Moreau.	
4-10-NO 49	(2:11) M.Hayball punts 33 yards to LA 18, Center-Z.Wood, out of bounds.	

Timeout at 02:03.

Los Angeles Rams at 2:03

1-10-LA 18	(2:03) M.Stafford pass deep right to T.Atwell pushed ob at LA 37 for 19 yards (A.Taylor).	P14
<u>1-10-LA 37</u>	(1:19) K.Williams right tackle to NO 49 for 14 yards (T.Mathieu).	R15
<u>1-10-NO 49</u>	(:39) M.Stafford pass deep left to D.Robinson pushed ob at NO 3 for 46 yards (W.Harris).	P16

END OF QUARTER

	Score	Time Poss	First Downs				Efficiencies	
			R	P	X	T	3 Down	4 Down
Los Angeles Rams	7	11:53	4	6	0	10	2/3	0/0
New Orleans Saints	6	3:07	0	1	0	1	0/2	0/0

Play By Play

Fourth Quarter

12/1/2024

Los Angeles Rams continued.

1-3-NO 3 (15:00) M.Stafford pass short right to D.Robinson for 3 yards, TOUCHDOWN. P17
J.Karty extra point is GOOD, Center-A.Ward, Holder-E.Evans.

Timeout at 14:57.

LA 14 NO 6, 4 plays, 82 yards, 2:06 drive, 0:03 elapsed

E.Evans kicks 65 yards from LA 35 to end zone, Touchback to the NO 30.

New Orleans Saints at 14:57

1-10-NO 30 (14:57) A.Kamara up the middle to NO 37 for 7 yards (C.Rozeboom).
2-3-NO 37 (14:19) A.Kamara left end pushed ob at NO 46 for 9 yards (Q.Lake). R14
1-10-NO 46 (14:05) D.Carr pass short right to J.Johnson to LA 33 for 21 yards (Q.Lake). P15
1-10-LA 33 (13:22) K.Austin left end pushed ob at LA 24 for 9 yards (K.Curl).
2-1-LA 24 (12:44) A.Kamara left end pushed ob at LA 28 for -4 yards (C.Durant).
3-5-LA 28 (11:58) (Shotgun) D.Carr pass deep right to M.Valdes-Scantling for 28 yards, TOUCHDOWN. NO-N.Saldiveri was injured during the play. P16

Timeout at 11:53.

LA 14 NO 12, 6 plays, 70 yards, 3:04 drive, 3:07 elapsed
--

** Injury Update: NO-T.Mathieu return is Questionable.

TWO-POINT CONVERSION ATTEMPT. D.Carr pass to D.Pettis is complete. ATTEMPT SUCCEEDS.

B.Grupe kicks 64 yards from NO 35 to LA 1. J.Whittington to LA 44 for 43 yards (S.Jean-Charles).

Los Angeles Rams at 11:53, (1st play from scrimmage 11:47)

1-10-LA 44 (11:47) M.Stafford pass deep right to T.Atwell pushed ob at NO 36 for 20 yards (U.Amadi). P18
1-10-NO 36 (11:05) B.Corum right guard to NO 34 for 2 yards (C.Granderson).
2-8-NO 34 (10:24) P.Nacua right end to NO 27 for 7 yards (U.Amadi; C.Jordan).
3-1-NO 27 (9:53) (No Huddle) M.Stafford up the middle to NO 25 for 2 yards (C.Jordan). R19
1-10-NO 25 (9:14) M.Stafford pass incomplete short left to H.Long [C.Young].
2-10-NO 25 (9:10) (Shotgun) M.Stafford pass incomplete short middle to C.Kupp.
Timeout #1 by NO at 09:06.
3-10-NO 25 (9:06) (Shotgun) PENALTY on NO-C.Young, Neutral Zone Infraction, 5 yards, enforced at NO 25 - No Play.
** Injury Update: LA-D.Robinson return is Questionable.
3-5-NO 20 (9:06) (Shotgun) M.Stafford pass incomplete deep right to P.Nacua.
PENALTY on NO-A.Taylor, Defensive Pass Interference, 13 yards, enforced at NO 20 - No Play. X20
1-7-NO 7 (9:02) M.Stafford pass incomplete short right to T.Johnson [C.Granderson].
2-7-NO 7 (8:57) (Shotgun) M.Stafford pass short right to P.Nacua for 7 yards, TOUCHDOWN. P21
J.Karty extra point is GOOD, Center-A.Ward, Holder-E.Evans.

Timeout at 08:54.

LA 21 NO 14, 8 plays, 56 yards, 2 penalties, 2:59 drive, 6:06 elapsed

E.Evans kicks 65 yards from LA 35 to end zone, Touchback to the NO 30.

New Orleans Saints at 8:54

1-10-NO 30 (8:54) A.Kamara right tackle to NO 32 for 2 yards (O.Speights; J.Verse).
2-8-NO 32 (8:18) (Shotgun) D.Carr pass short right to T.Hill pushed ob at NO 36 for 4 yards (K.Kinchens).
3-4-NO 36 (7:43) (Shotgun) D.Carr pass deep middle to C.Wilson to LA 45 for 19 yards (J.McCollough). P17
1-10-LA 45 (6:58) D.Carr pass short left to D.Pettis pushed ob at LA 40 for 5 yards (C.Durant).
2-5-LA 40 (6:15) A.Kamara left end pushed ob at LA 38 for 2 yards (B.Fiske; Q.Lake).
3-3-LA 38 (5:31) (Shotgun) D.Carr pass short left to T.Hill to LA 36 for 2 yards (O.Speights).
4-1-LA 36 (4:49) (Shotgun) T.Hill left tackle to LA 34 for 2 yards (J.Verse; C.Durant). NO-T.Hill was injured during the play. LA-J.Verse was injured during the play. R18
** Injury Update: NO-N.Saldiveri is Out of the game.

Timeout at 04:36.

1-10-LA 34 (4:12) D.Carr pass short middle to A.Kamara to LA 32 for 2 yards (O.Speights; C.Rozeboom).
2-8-LA 32 (3:32) A.Kamara left tackle to LA 25 for 7 yards (K.Curl).
3-1-LA 25 (2:48) (Shotgun) D.Carr scrambles right end ran ob at LA 16 for 9 yards (C.Rozeboom). R19
1-10-LA 16 (2:41) A.Kamara right tackle to LA 13 for 3 yards (K.Turner; Q.Lake). ** Injury Update: LA-J.Verse has returned to the game.

Los Angeles Rams vs New Orleans Saints at Caesars Superdome

Two-Minute Warning

2-7-LA 13 (2:00) A.Kamara left guard to LA 10 for 3 yards (Q.Lake; C.Rozeboom).

3-4-LA 10 (1:23) A.Kamara up the middle to LA 9 for 1 yard (B.Brown).

Timeout #2 by LA at 01:13.

** Injury Update: NO-T.Hill is Out of the game.

4-3-LA 9 (1:13) (Shotgun) D.Carr sacked at LA 18 for -9 yards (J.Verse). FUMBLES (J.Verse) [J.Verse], recovered by NO-M.Valdes-Scantling at LA 18. The Replay Official reviewed the fumble ruling, and the play was REVERSED. (Shotgun) D.Carr pass incomplete short right to J.Johnson (J.Verse) [J.Verse].

Los Angeles Rams at 1:09

1-10-LA 9 (1:09) K.Williams right end to LA 20 for 11 yards (A.Taylor).

R22

Timeout #2 by NO at 00:59.

1-10-LA 20 (:59) M.Stafford kneels to LA 18 for -2 yards.

2-12-LA 18 (:26) M.Stafford kneels to LA 17 for -1 yards.

END OF QUARTER

	Score	Time Poss	First Downs				Efficiencies	
			R	P	X	T	3 Down	4 Down
Los Angeles Rams	21	4:11	2	3	1	6	1/1	0/0
New Orleans Saints	14	10:49	3	3	0	6	3/5	1/2

Miscellaneous Statistics Report

Los Angeles Rams vs New Orleans Saints
12/1/2024 at Caesars Superdome

Ten Longest Plays for Los Angeles Rams

Yards	Qtr	Play Start	Play Description
46	3	1-10-NO 49	(:39) M.Stafford pass deep left to D.Robinson pushed ob at NO 3 for 46 yards (W.Harris).
20	4	1-10-LA 44	(11:47) M.Stafford pass deep right to T.Atwell pushed ob at NO 36 for 20 yards (U.Amadi).
19	3	2-8-LA 35	(6:02) M.Stafford pass short left to P.Nacua pushed ob at NO 46 for 19 yards (P.Werner).
19	3	1-10-LA 18	(2:03) M.Stafford pass deep right to T.Atwell pushed ob at LA 37 for 19 yards (A.Taylor).
18	3	3-5-LA 35	(13:46) (Shotgun) M.Stafford pass short right to P.Nacua to NO 47 for 18 yards (P.Werner).
17	2	1-10-LA 23	(5:44) K.Williams right tackle to LA 40 for 17 yards (K.McKinstry).
14	3	1-10-LA 37	(1:19) K.Williams right tackle to NO 49 for 14 yards (T.Mathieu).
13	3	1-10-LA 20	(7:16) M.Stafford pass short right to C.Parkinson pushed ob at LA 33 for 13 yards (U.Amadi).
11	2	1-10-LA 12	(6:18) K.Williams left tackle pushed ob at LA 23 for 11 yards (P.Werner).
11	4	1-10-LA 9	(1:09) K.Williams right end to LA 20 for 11 yards (A.Taylor).

Ten Longest Plays for New Orleans Saints

Yards	Qtr	Play Start	Play Description
28	4	3-5-LA 28	(11:58) (Shotgun) D.Carr pass deep right to M.Valdes-Scantling for 28 yards, TOUCHDOWN. NO-N.Saldiveri was injured
21	1	2-8-LA 33	(3:03) (Shotgun) D.Carr pass short left to T.Hill pushed ob at LA 12 for 21 yards (D.Williams).
21	4	1-10-NO 46	(14:05) D.Carr pass short right to J.Johnson to LA 33 for 21 yards (Q.Lake).
19	4	3-4-NO 36	(7:43) (Shotgun) D.Carr pass deep middle to C.Wilson to LA 45 for 19 yards (J.McCollough).
16	3	2-5-NO 33	(3:02) D.Carr pass deep middle to K.Austin to NO 49 for 16 yards (C.Durant).
13	2	2-5-NO 40	(:48) (Shotgun) A.Kamara right guard to LA 47 for 13 yards (K.Curl; D.Williams).
12	1	1-10-NO 30	(15:00) A.Kamara right end to NO 42 for 12 yards (O.Speights; C.Rozeboom).
11	1	2-6-NO 44	(5:53) (Shotgun) D.Carr pass short middle to K.Austin to LA 45 for 11 yards (Q.Lake).
11	2	1-10-NO 13	(1:50) A.Kamara right tackle to NO 24 for 11 yards (K.Kinchens).
10	1	2-5-NO 30	(7:09) A.Kamara right end pushed ob at NO 40 for 10 yards (Q.Lake).

Touchdown Scoring Information

		Offense	Defense	Special Teams
VISITOR	Los Angeles Rams	3	0	0
HOME	New Orleans Saints	1	0	0

Player Scoring Information

Club	Player	TD	Rush TD	Rec TD	KO TD	Punt TD	Int TD	Fum TD	Misc TD	FG	XP	2Pt Rush	2Pt Rec	Sfty	Points
LA	K.Williams	0	1	0	0	0	0	0	0	0	0	0	0	0	6
LA	P.Nacua	0	0	1	0	0	0	0	0	0	0	0	0	0	6
LA	D.Robinson	0	0	1	0	0	0	0	0	0	0	0	0	0	6
LA	J.Karty	0	0	0	0	0	0	0	0	0	3	0	0	0	3
NO	M.Valdes-Scantling	0	0	1	0	0	0	0	0	0	0	0	0	0	6
NO	B.Grupe	0	0	0	0	0	0	0	0	2	0	0	0	0	6
NO	D.Pettis	0	0	0	0	0	0	0	0	0	0	0	1	0	2

Possession Detail

	First Half		Second Half		Game	
	Visitor	Home	Visitor	Home	Visitor	Home
Largest Lead	0	6	8	0	8	6
Drives Leading	0	3	3	0	3	3
Time of Possession Leading	0:00	12:29	6:55	0:00	6:55	12:29
Largest Deficit	-6	0	0	-8	-6	-8
Drives Trailing	4	0	1	4	5	4
Time of Possession Trailing	11:19	0:00	6:10	13:56	17:29	13:56
Times Score Tied Up		0		1		1
Lead Changes		1		2		3