



SAINTS 1983 OFFICIAL MEDIA GUIDE



SAINTS FANS... THIS BUD'S FOR YOU.



ANHEUSER-BUSCH, INC. • ST. LOUIS

SAINTS 1983 SCHEDULE

PRESEASON GAMES

Date	Opponent	New Orleans Kickoff Time
July 30 (Sat.)	Pittsburgh Steelers @ Canton, OH	1:00 p.m.
Aug. 6 (Sat.)	at Tampa Bay Buccaneers	7:00 p.m.
Aug. 13 (Sat.)	at Miami Dolphins	7:00 p.m.
AUG. 20 (Sat.)	HOUSTON OILERS	7:00 P.M.
AUG. 27 (Sat.)	NEW YORK JETS	7:00 P.M.

NATIONAL FOOTBALL LEAGUE GAMES

SEPT. 4	ST. LOUIS CARDINALS	12 NOON
Sept. 11	at Los Angeles Rams	3:00 p.m.
SEPT. 18	CHICAGO BEARS	12 NOON
Sept. 25	at Dallas Cowboys	12 Noon
OCT. 2	MIAMI DOLPHINS	3:00 P.M.
Oct. 9	at Atlanta Falcons	12 Noon
OCT. 16	SAN FRANCISCO 49ERS	12 NOON
Oct. 23	at Tampa Bay Buccaneers	3:00 p.m.
Oct. 30	at Buffalo Bills	12:00 Noon
NOV. 6	ATLANTA FALCONS	12 NOON
Nov. 13	at San Francisco 49ers	3:00 p.m.
NOV. 21 (MON.)	NEW YORK JETS	8:00 P.M.
NOV. 27	MINNESOTA VIKINGS	12:00 NOON
Dec. 4	at New England Patriots	12 Noon
Dec. 11	at Philadelphia Eagles	12 Noon
DEC. 18	LOS ANGELES RAMS	12 NOON

ON THE COVER

The Fleur de Lis, symbol of the Saints and the City of New Orleans, lights the skyline. Cover art was commissioned through NFL Properties Creative Services and executed in airbrush technique by artist Stephen Hunter.

CONTENTS

ALUMNI.....	109-111	Big Days.....	118-119
BIOGRAPHIES.....		'Consecutive' Records.....	119-120
Administration.....	21-23	Leaders, All-Time.....	116-117
Coaching Staff.....	10-15	Leaders by Years.....	112-115
Executives.....	5, 8-9	Opponent Individual.....	132
Head Coach/General Manager.....	6-7	Opponent Team.....	133
Other Saints, 1983.....	74-75	Saints Individual.....	122-125
Owner.....	4	Saints Team.....	126-132
Rookies.....	66-68	Series Records.....	89-93
Scouting.....	19-20	Two-Team Records.....	133
Training & Equipment Staff.....	16-18	RESULTS.....	
Veteran Players.....	25-65	All-Time.....	100-102
DATEBOOK.....	65	Preseason.....	103
DEPTH CHART.....	69	1982 Postseason.....	99
DIRECTORY.....	3	REVIEW OF 1982.....	78-81
DRAFT HISTORY.....	105-108	ROSTERS.....	
GAME STAFF.....	22	First-Year.....	71
HISTORY.....	94-99	Numerical.....	71
HOTELS.....	140	Veterans.....	70
HOW SAINTS WERE BUILT.....	76	RULE CHANGES, 1983.....	136
LAST TIME.....	83	SCHEDULES.....	
LONGEST PLAYS, 1982.....	83	1983 Postseason.....	108
MEDIA INFORMATION.....	141	NFL Preseason.....	137
MVP's.....	20	NFL Regular Season.....	138-140
NFL DIRECTORY.....	134	STANDINGS, ALL-TIME.....	104
NFL STANDINGS, 1982.....	135	STATISTICS.....	
OPPONENT INFORMATION.....	84-88	1982 Individual.....	82
PRESEASON TELECASTS.....	144	1982 Team.....	83
PRO BOWL SAINTS.....	19	SUPER BOWL RESULTS.....	134
PRONUNCIATION GUIDE.....	120	SUPERDOME FACTS.....	44
RADIO NETWORK.....	144	TICKET INFORMATION.....	142
RECORDS.....		TIE-BREAKERS.....	102
Attendance.....	121	TRAINING CAMP.....	2

VERO BEACH TRAINING CAMP

1983 will be the ninth year that the Saints will venture to Vero Beach, Florida for summer training at one of the finest facilities in the nation.

Dodgertown is the winter home of the Los Angeles Dodgers in addition to serving the Saints in the summer.

A contract is in effect that assures the team of a summer home into 1985.

Mailing address of the Saints is: Dodgertown, P.O. Box 2887, Vero Beach, Fla., 32960. Phone Numbers...

Dodgertown Switchboard and all

Saints Offices..... (305) 569-4900

Saints Business Office

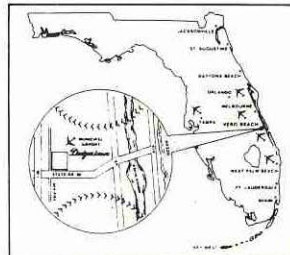
(From New Orleans Direct)...524-1252

Press Room

(From New Orleans Direct)...524-1251

News Reports..... (305) 569-4007

Camp TWX..... (510) 953-7471



Saints Directory

Owner..... John W. Mecom, Jr.

ADMINISTRATION

President.....	Eddie Jones
Vice-President Administration.....	Fred Williams
Director of Football Operations.....	Pat Peppier
Business Manager/Controller.....	Bob Landry
Assistant Controller.....	Charleen Sharpe
Data Processing Manager.....	Jay Romig
Director of Public Relations.....	Greg Suit
Assistant Director of Public Relations.....	Rusty Kasmiersky
Public Relations Assistant.....	Sylvia Alfortish
Travel Coordinator/Director of Marketing.....	Barra Bircher
Ticket Manager.....	Bruce Broussard
General Counsel.....	Russell Schonekas

Administrative Offices: 1500 Poydras Street, New Orleans, La. 70112

Phone: (504) 525-0792

Office Staff: Ruth Barker (Receptionist); Linda Bourgeois (Business); Barbara Schoen (Administration); Sam Surtain (Mail Clerk).

Ticket Office: Judy Chavis, Sandy King, Elizabeth Mitchell, Fran Pope.

1500 Poydras Street, New Orleans, La. 70112

Phone: (504) 587-3664

COACHING AND PLAYER PERSONNEL STAFF

Head Coach and General Manager.....	O.A. (Bum) Phillips
Offensive Coordinator.....	King Hill
Offensive Backfield.....	John Levrá
Receivers.....	Lamar McHan
Tight Ends.....	Andy Everest
Offensive Line.....	Carl Mauck
Defensive Coordinator.....	Wade Phillips
Linebackers.....	John Paul Young
Defensive Line.....	Willie Zapalac
Defensive Backfield.....	Lance Van Zandt
Special Teams.....	Harold Richardson
Quality Control.....	Joe Spencer
Strength Coach.....	Russell Paternostro
Administrative Assistant.....	Jack Cherry
Personnel Scouts.....	Bobby Baldwin, Hamp Cook, Bob Hill, Joe Woolley
Director of Photography.....	Erby Aucoin
Photographer.....	Albert Aucoin
Trainer.....	Dean Kleinschmidt
Assistant Trainers.....	Grady Luttmann/Kevin Mangum
Equipment Manager.....	Dan Simmons
Assistant Equipment Manager.....	Silky Powell
Grounds Superintendent.....	Lester Vallet
Team Physicians.....	Dr. Charles L. Brown, Dr. Ken Saer Dr. Terry Habig, Dr. Lee Moss
Team Dentist.....	Dr. Richard Oster

Office Staff: Fran Albright (Head Coach); Yvette Arceneaux (Receptionist); Ellen Frisard (Assistant Coaches).

Football Office: 6928 Saints Drive, Metairie, La. 70003

Phone: (504) 733-0255

JOHN W. MECOM, JR.

Owner



Entering his 17th season as an owner in the National Football League, John W. Mecom, Jr., 43, brings maturity and vitality to the task of building a winner in New Orleans.

Enthusiasm best characterizes his approach to duties as chief executive of the Saints.

Mecom was awarded the Saints franchise on December 15, 1966 and became, at age 27, the youngest owner in NFL history. His youthful entry into the NFL was surpassed by an early involvement in the Mecom family business. At an early age, he began on-the-job training at the hand of his father, the late John Mecom, Sr., learning the daily workings of the Mecom enterprises from the ground up.

He now sits at the head of the Mecom family business network that includes wide-ranging interests in oil, sulphur, ranches and hotels, including the exclusive Warwick and Towers in Houston, Texas.

In addition to his efforts to bring a winning tradition to the Saints, Mecom's philanthropic efforts in New Orleans have benefitted several civic concerns. For example, nearly \$2 million has been raised for the Saints-Lions Eye and Ear Clinic through the Saints' sponsorship of an annual preseason game to benefit the Louisiana Lions Club. A Mecom contribution resulted in the restoration of the locker rooms at Tad Gormley Stadium, a football facility in New Orleans' City Park used by many of the area high schools.

Mecom has also positioned the Saints to assist with funding for a Ronald McDonald House, a support facility for the city's medical community. He has made substantial contributions toward the construction of a playground for handicapped children (Independence Isle), and his generosity made possible the recent implementation of a human performance center at Southern Baptist Hospital.

Mecom was born in Houston, Texas, Oct. 11, 1939. He attended the universities of Oklahoma and Texas and played freshman football at Oklahoma. He is a member of Sigma Alpha Epsilon.

At Oklahoma he met Katsy Mullendore of Pawhuska, Oklahoma. They were married in 1962.

His avid interest in sports includes auto racing. In 1966, John and John Sr. sponsored the winning entry (driven by Graham Hill) in the Indianapolis 500.

John and Katsy reside in Houston, but also maintain a residence in New Orleans. They have four children: John III, Katsy, Mary Elizabeth and Kathleen.

EDDIE JONES

President



Eddie Jones is in his second season as president of the franchise.

Jones returned to the Saints as president in February, 1982, after serving two years as vice-president of the John Mecom Co. in Houston, Texas where his duties included daily operations of the wide-ranging business interests of John Mecom, Jr., of which the Saints are a vital part.

The team's chief executive officer first joined the Saints staff in 1968 as business manager and served in that capacity until 1973 when he was appointed treasurer.

In 1977, Jones was appointed vice-president. He was named executive vice-president prior to the 1978 season and guided franchise operations until joining the Mecom Co. fulltime following the 1979 campaign.

During Jones' tenure as executive vice-president, the Saints enjoyed the two best seasons in franchise history to date, gaining a 7-9 record in 1978 and 8-8 in 1979.

Following his first season as club president, Jones was appointed by the National Football League to the executive committee of National Football League Properties, Inc.

Born in Houston, Texas, Jones grew up in Denham Springs, La. and was an all-state basketball player at Denham Springs High School. He graduated from Louisiana State University with a degree in accounting. He worked for Arthur Andersen & co. as a certified public accountant before joining the Saints.

An Air Force veteran, Jones and his wife Marilyn have three children: Wendy, Todd and Jeffrey. They reside in Mandeville.

FRED WILLIAMS

Vice-President Administration



Fred Williams was named vice-president of administration in 1982 after directing front office operations as assistant to the president during the 1981 season.

He prepared to direct the club's administration by serving as assistant to owner John Mecom, Jr. beginning in 1971. In that position he gained firsthand experience in every aspect of franchise operations.

His association with the Saints began in 1968 when he joined the Mecom family as a security consultant.

Williams is the first native New Orleanian to head Saints administrative operations. He attended Fortier High School and Tulane University.

Prior to joining the Saints, Williams pursued a law enforcement career in New Orleans and served four years as head of the district attorney's Rackets Bureau. Upon graduation from the police academy he received the PMBA Award presented in recognition of the highest overall score in academics, Judo, firearms and first aid.

A Marine Corps veteran, Williams and his wife Jessie live in Slidell. They have five children: Lynn, Jeff, Kevin, Amy and Christopher.

O.A. (BUM) PHILLIPS

HEAD COACH/GENERAL MANAGER



For the past two seasons, O.A. (Bum) Phillips has been busy building a football team in New Orleans, never wavering from a proven formula for success.

Upon his arrival prior to the 1981 season and through that first year, Phillips spoke often about "building a foundation" from which the Saints could rise to contention. In his second season, 1982, Phillips continued to add new talent to that foundation

and began to build depth into a young, talented roster.

In just two years, Phillips completed a new look for the Saints. Using the draft, an occasional trade and judicious free agent signings and waiver claims, the coach revamped the roster dramatically. Phillips' first two drafts produced 27 selections, and 21 of those players were with the team at the end of the 1982 campaign. Of those 21 draft choices, ten were starters at the end of last year. In total, Phillips' 1982 Saints ended the season with 33 players on the roster that post-dated the coach's arrival, including 16 starters.

Pleased with the way his plan for building the Saints is working, Phillips is proud of the coaching staff that he has assembled to implement his plan for the Saints.

"We have a group of coaches that I have worked with or been around for a long time. Some of them I've raised," Phillips smiled. "I've never seen a group of assistants so effective right from the beginning. They deserve credit for whatever we've been able to accomplish.

"I'd bet my life on them. I've already bet my job on them."

With the foundation of talent and staff firmly in place, the job has changed as Phillips guides the Saints into 1983, his third season at the helm. The coach puts it this way:

"There are two ways to build a team. You either get better players or get the players you got better. The players we have now are good enough to win with. Now we've got to work on getting better."

Phillips was appointed Saints head coach Jan. 22, 1981. He assumed the additional title of general manager on Feb. 17, 1982.

He came to the Saints from the Houston Oilers where in six seasons, 1975-80, as head coach he raised that franchise to a perennial playoff

contender. Prior to his arrival in Houston, the Oilers had turned in back-to-back seasons in which they won only a single game.

After serving as a defensive assistant on the San Diego Chargers staff, 1967-71, he joined the Houston Oilers as defensive coordinator in 1974. The Oilers went 7-7, a vast improvement over successive 1-13 seasons the two previous years.

In 1975 Bum took over as head coach and general manager and guided Houston to a 10-4 record, defeated every team on the schedule except Pittsburgh and Cincinnati and narrowly missed the AFC playoffs.

Following seasons of 5-9 in 1976 and 8-6 in 1977, Bum directed the Oilers into the playoffs, 1978-79-80. Houston appeared in the conference championship games of 1978 (10-6) and 1979 (11-5), but lost to eventual Super Bowl champion Pittsburgh both times. The Oilers again made the playoffs in 1980 (11-5) and were stopped by Oakland, also the eventual Super Bowl champion.

During those three successive years of playoff appearances, Bum's team won four of its seven post-season games.

Born in Orange, Texas Sept. 29, 1923, Phillips' coaching career has included 13 years at the high school level, six at the college level and six years as a pro assistant.

His eight-year record as an NFL head coach is 63-50, plus four post-season victories.

His college coaching background includes service as an assistant at Texas A&M, 1957; Houston, 1963-66; Southern Methodist, 1971-72; and Oklahoma State, 1973.

A Marine Corps veteran, Phillips played guard at Lamar Junior College, 1941 and 1946-47, and at Stephen F. Austin, 1948-49.


Warmth, consideration and cooperativeness are among the personal qualities that earned him the 1979 Jack Horrigan "Good Guy" Award presented annually by the Professional Football Writers of America.

Bum has given his personal efforts to several charitable projects, including fund raising for the Huguen School/Bob Hope High School in Port Arthur, Texas. The Bum Phillips Celebrity Golf Tournament in Port Arthur has raised well over \$1 million for the educational facility for the severely handicapped. In 1982, Bum initiated a celebrity tournament in New Orleans to benefit local charities.

Bum and his wife Helen head a family of six children and three grandchildren. Son Wade is the Saints' defensive coordinator. The five Phillips daughters are: Susan (Reeh), Cicely (Devore), Dee Jean (Hurta), Andrea and Kim Ann.

PAT PEPPLER

Director of Football Operations



In his third season with the Saints, Pat Peppler was elevated to Director of Football Operations in 1983.

Peppler served the Saints 1981-82 as Director of Player Negotiations. He joined the Saints from the Houston Oilers, where he was assistant general manager 1977-80.

A graduate of Michigan State University, Peppler played football, baseball and basketball. After a brief stint in pro baseball, he

coached in Michigan high schools, and spent eight years as an assistant football coach at North Carolina State.

One season on Wake Forest coaching staff followed before Peppler joined the Green Bay Packers as director of player personnel under Vince Lombardi.

Also serving the Packers as assistant general manager, Peppler was a vital part of the Green Bay organization that won the NFL title in 1965 and successive Super Bowls in 1967 and 1968.

Peppler moved to the Miami Dolphins as director of pro scouting in 1971 and again played a part in successive Super Bowl victories, 1973 and 1974.

He joined the Atlanta Falcons in 1975 as general manager and served as interim head coach for nine games in 1976.

A Baltimore native, Peppler has six children: Pamela (Nickoli), Susan (Hamachek), Walter, Terry, John and Jim. He also has four grandchildren. Peppler lives in Destrehan.

SAINTS RETIRED NUMBERS

The only numbers in the 15-year history of the Saints to be retired are 81 and 31. Defensive end Doug Atkins wore 81. He played from 1967-69. The former University of Tennessee all-American ended his 17-year playing career in the Saints' third year of existence. Jimmy Taylor, the all-pro running back who rose to fame with the Green Bay Packers, wore 31.

JACK CHERRY

Administrative Assistant



Jack Cherry joined the Saints in 1981 from private business.

Cherry began his sports career as a writer for the Columbus (Ohio) Evening Dispatch. After serving at the Lancaster Evening Gazette, he was named Sports Information Director at his alma mater, Xavier (Ohio), and worked there 1958-71. He was appointed assistant SID at Louisiana State University in 1972. He

served as SID at Kansas in 1973, and moved to the Houston Texans of the WFL in 1974. In 1975, he joined the Houston Oilers as director of media services, and was named director of public relations in 1976.

Cherry was head of his own television production company, 1978-80.

Jack and his wife, Barbara, have four children: Jack, Lisa Anne, Patrick, and Tom. They live in Destrehan.

THE BUM PHILLIPS SHOW

"The Bum Phillips Show" airs in New Orleans on WWL-TV (4) beginning Saturday, Sept. 3. Time for the show is 5 p.m. When WWL-TV carries a Saturday afternoon NCAA football game, the show will be shown preceding that game. WWL-TV sports director Jim Henderson will host the half-hour show, which will feature an inside look at the Saints, highlights from previous games, and a preview of upcoming opponents. Saints head coach and general manager O.A. (Bum) Phillips will speak on many football-related topics. The show can also be seen on WAFB-TV in Baton Rouge and KATC-TV in Lafayette at times to be announced.

Coaching Staff

KING HILL, Offensive Coordinator



1983 will be King Hill's 26th season in the NFL as a player, scout and coach. He joined the Saints in 1981.

Hill graduated from Rice University after leading the Owls to the Southwest Conference championship in 1957 as an all-America quarterback. He was chosen by the Chicago Bears in the 1958 NFL draft, the first player selected that year. He quarterbacked the 1958 College All-Stars to a


rare victory over the pros.

Hill played 12 seasons in the NFL with the Bears (1958-60), Philadelphia (1961-67), Minnesota (1968) and St. Louis (1969). He still holds the Eagles' record for longest touchdown pass (92 yards).

In 1970, Hill joined the Houston Oilers as scout, and became quarterbacks coach in 1971. From 1978-80, Hill's offense led the team to three consecutive playoff appearances.

A member of the Rice University Hall of Fame, Hill was born in Freeport, Texas, November 8, 1936. He and his wife, Sharon, reside in Destrehan with their son, Cody.

WADE PHILLIPS, Defensive Coordinator



Wade Phillips joined the Saints in 1981 from the Houston Oilers, where he was defensive line coach for five seasons (1976-80).


Phillips graduated from Port Neches-Groves High School lettering in football, basketball, and baseball. He attended the University of Houston, and started three years at linebacker for the Cougars.

Phillips started his coaching career under Bill Yeoman at Houston in 1969. He later coached at Oklahoma State (1973-74), Kansas (1975), and Orange High School (1970-72).

As Oilers' defensive line coach, Phillips had at least one all-pro lineman each season.

Wade was born June 21, 1947 in Orange, Texas. He and his wife, Laurie, live in Destrehan with their children, Tracy and Wesley.

ANDY EVEREST, Tight Ends



Andy Everest enters his third season with the Saints, his second as tight ends coach.

Everest joined the Saints in 1981 as a member of the scouting department. He worked with the tight ends throughout the 1981 season, and was named tight ends coach on a fulltime basis in the 1982 offseason. He joined the staff from North Texas State where he served as assistant head coach (1973-78) and athletic director (1978-81).

In addition to his tenure at North Texas State, Everest has served at Utah (1953-57), Stanford (1958-62), Foothill College (1963-64), California-Santa Barbara (1965-71), and Southern Methodist (1972). He has coached football 29 years, 24 at the college level.

Everest was born October 27, 1924 at Wichita Falls, Texas. Parents of four children, Tom, Alan, Andy and Kathy, Everest and his wife, Bonnie, live in Destrehan.

JOHN LEVRA, Offensive Backfield



In his first NFL season, John Levra coached the NFL's leading rusher in 1981 and the most prolific rookie runner in NFL history.

Levra came to the Saints in 1981 from the British Columbia Lions of the Canadian Football League.

John played linebacker at Pittsburg (Kan.) State. After seven years coaching in Kansas high schools (1959-65), he started coaching in the collegiate ranks as assistant at New Mexico Highlands in 1966, and was head coach 1967-70. His four-year record was 35-4-1. He moved to Stephen F. Austin State as head coach and athletic director (1971-74) where his football teams were 18-5 in his final two years and made the only bowl appearance in school history. He moved to Kansas State as offensive coordinator (1975-78), and assumed the same position at North Texas State (1979).

John was born at Arma, Kansas, October 2, 1937. He and his wife, Rosie, have two children, Craig and Gina. They live in Destrehan.

CARL MAUCK, Offensive Line



Carl Mauck enters his second season with the Saints after an NFL playing career that spanned 13 seasons.

Mauck was selected out of Southern Illinois University by the Baltimore Colts in the 13th round of the 1969 draft. He played with the Colts, Miami Dolphins, and San Diego Chargers before going to the Houston Oilers in a 1975 trade. He was coached for six seasons at Houston by

O.A. (Bum) Phillips. During his playing career, he played in 156 consecutive games, and started 155 consecutively.

He retired from the Oilers following the 1981 season and was scheduled to begin a radio show in the Houston area before joining the Saints staff.

Mauck is a native of McLeansboro, Illinois, where he was born July 7, 1947. He and his wife, Vicki, have four children; Timothy, Chrissy, Teresa, and Cathy. They live in Destrehan.

LAMAR McHAN, Wide Receivers



Lamar McHan is in his eighth season as a Saints coach.

McHan joined the Saints as quarterbacks coach under John North (1974-75). He returned in 1978 as quarterbacks and receivers coach under Dick Nolan, and developed the Saints passing attack into one of the most respected in the NFL.

An all-America quarterback at the University of Arkansas and number one draft choice of the Chicago Cardinals, McHan played with the Cardinals (1954-58), Green Bay Packers (1959-60), Baltimore Colts (1961-62), and San Francisco 49ers (1963). He coached at Northern Arizona (1969-70) and Texas-Arlington (1971-73).

McHan is a native of Lake Village, Arkansas, where he was born December 16, 1932. He and his wife, Barbara, have three children, Lance, Lisa, and Megan. They reside in Metairie.

RUSSELL PATERNOSTRO, Strength



Russell Paternostro is in his third season with the Saints after success at training both individuals and teams at every level of competition.

A New Orleans native, Paternostro graduated from West Jefferson High School, and attended San Diego State University. He played football in high school and also at Camp Pendleton, California, during his Navy tour of duty.

Paternostro returned to New Orleans in 1962, and was involved with health clubs in the New Orleans area.

Paternostro was born July 21, 1940 in New Orleans. He and his wife, Mercy, have two daughters, Angela and Robyn. They reside in New Orleans.

HAROLD RICHARDSON, Special Teams



In his third season with the Saints, Harold Richardson started his pro coaching career in 1981 after ten years coaching at the collegiate level.

A tight end at Southern Methodist University, Richardson played on one of only three Mustang teams to win the Southwest Conference championship in 34 years. He also was an all-conference selection in baseball, and lettered two years for the Mustangs.


Richardson coached at SMU after graduating (1971-72), and moved to Oklahoma State (1973-76). He was on the staff at Texas Christian (1977-78) before becoming defensive coordinator at North Texas State (1978-80).

A native Texan, Richardson was born September 27, 1944 in Houston. He and his wife, Ramona, live in Destrehan.

SAINTS HEAD COACH RECORDS

Year	W	L	T				
	Tom Fears				Ernie Hefferle		
1967	3	11	0	1975	1	7	0
1968	4	9	1		Hank Stram		
1969	5	9	0	1976	4	10	0
1970	1	5	1	1977	3	11	0
Totals	13	34	2		7	21	0
	J. D. Roberts				Dick Nolan		
1970	1	6	0	1978	7	9	0
1971	4	8	2	1979	8	8	0
1972	2	11	1	1980	0	12	0
Totals	7	25	3		15	29	0
	John North				Dick Stanfel		
1973	5	9	0	1980	1	3	0
1974	5	9	0		O.A. (Bum) Phillips		
1975	1	5	0	1981	4	12	0
Totals	11	23	0	1982	4	5	0

JOE SPENCER, Quality Control



Joe Spencer was named quality control coach in 1983 after serving the Saints as offensive line coach for two years (1981-82).

Spencer played offensive tackle at Oklahoma State. He played professionally with the Brooklyn Dodgers (1948), Cleveland Browns (1949-50), and Green Bay Packers (1951-52).

His first coaching job was at Austin (Texas) College, 1952-60 as head coach. He then coached the newly-organized AFL's Houston Oilers, and the Oilers won the first AFL championship in 1960. After leaving the Oilers in 1965, he coached with the CFL Edmonton Eskimos (1966-67), and returned to the AFL with the New York Jets (1968-70). With the Jets, he coached the line that protected Joe Namath in their Super Bowl III upset of the Baltimore Colts.

After a year at St. Louis (1971), Spencer coached at the University of Kansas (1972-73), and the WFL Chicago Fire (1974) before joining the Kansas City Chiefs (1975-80).

Parents of two children, Jeff and Sara, Spencer and his wife, Betty, live in Destrehan.

LANCE VAN ZANDT, Defensive Backs



In his third year with the Saints, Lance Van Zandt joined the pro coaching ranks in 1981 from one of the most successful college programs in the nation.

Van Zandt spent four years (1977-80) as defensive coordinator at the University of Nebraska. During that time, the Cornhuskers went to bowl games each year. A graduate of Lamar University, Van Zandt began his coaching career at

New Mexico Highlands (1966-67), working with Saints offensive backfield coach John Levra. He then coached at West Texas State (1968-69), and Texas A&M (1970-71). After a year at Rice (1972), Van Zandt moved to Oklahoma State (1973-74). He became assistant head coach and defensive coordinator at Kansas (1975-76).

Van Zandt was born January 19, 1939 at Amarillo, Texas. He and his wife, Jeanette, have two sons, Jared and Matthew. They live in Destrehan.

JOHN PAUL YOUNG, Linebackers



John Paul Young joined the Saints staff in 1981 from the Houston Oilers.

Young played college football at Texas-El Paso. He was a four-year starter at linebacker, and captained the Miners his senior season. He was named all-conference three years and was on the second team all-America squad as a senior.

Young's coaching career began under O.A. (Bum) Phillips at Texas-El Paso (1962-64). After three years at Jacksonville (Texas) High School (1964-66), he coached at SMU (1966-68), and Oklahoma State (1969). He then spent nine years at Texas A&M (1970-1978). The Aggies led the Southwest Conference four consecutive years in total defense during Young's tenure.

Young held the post of linebackers and special teams coach with the Houston Oilers 1978-80. The Oilers made the playoffs all three years.

Young was born December 31, 1939 at Dallas, Texas. He and his wife, Dolores, have two sons, John Paul, Jr. and Jason Phillips. They reside in Destrehan.

WILLIE ZAPALAC, Defensive Line



Under Willie Zapalac's direction, the Saints defensive line helped set a team record of over three sacks per game in 1982.

Zapalac joined the Saints in 1981 from Buffalo, where he coached 1978-80. The Bills won the AFC Eastern Conference crown in 1980.

A legendary running back from Bellville (Texas) High School where he scored a record 265 points his senior year, Zapalac went to Texas A&M. He played in two College All-Star games and two East-West Shrine games.

He started his coaching career at A&M (1953-60), and moved to Texas Tech (1961-62) and Oklahoma State (1963) before serving at the University of Texas for 12 years (1964-75) under Darrell Royal.

His first pro coaching job came with the St. Louis Cardinals (1976-77) as defensive line coach. He moved to Buffalo before coming to the Saints.

Zapalac and his wife, Dorothy, have three children; sons Bill and Jeff, who played on national championship teams at Texas coached by their father, and daughter Jill. They reside in Destrehan.

DEAN KLEINSCHMIDT, Trainer



Dean Kleinschmidt joined the Saints in 1969, and was promoted to his present position in 1971. He was, at that time, the youngest head trainer in the NFL.


A native of Morgantown, Minnesota, Kleinschmidt attended Indiana University. He served there as student trainer and staff assistant trainer. Since joining the Saints he has served annually on the Senior Bowl staff as trainer. He also has an

affiliation with the College of Sports Administration at the University of South Alabama in Mobile.

In 1976, he served on the faculty for sports medicine in Sweden, and in Mexico City in 1978.

Kleinschmidt and his wife, Marlene, live in Metairie with their son, Rhett, born in the 1983 offseason.

GRADY LUTTMANN, Assistant Trainer



Grady Luttmann joined the Saints staff in 1981 with his appointment as assistant trainer.


Luttmann served on the training staff of Texas Lutheran College, 1973-79. He graduated from TLC with a bachelor's degree in health and physical education. He is a member of the National Athletic Trainers Association and the American College of Sports Medicine.

A native of San Antonio, Texas, Luttmann graduated from Robert E. Lee High School. He is single and resides in River Ridge.

YOUTH IN LINEUP

The average NFL experience of players on the Saints 1983 veteran roster is a youthful 3.5 years. The starting offense averages 4.5 years. Defensively, the starting lineup has 3.6 years experience.

KEVIN MANGUM, Assistant Trainer



Kevin Mangum joined the Saints staff during 1981 training camp, and was named to his present position shortly thereafter.

Mangum served as student trainer at Southwest Mississippi Junior College for two seasons, and two additional years at his alma mater, the University of Southern Mississippi, where he graduated with a bachelor's degree in health and physical education.

A native of Tylertown, Mississippi, Mangum is single and resides in River Ridge.

DAN SIMMONS, Equipment Manager



Entering his eleventh year with the Saints, Dan Simmons learned the football business from his father Bill, equipment manager of the St. Louis Cardinals.

Simmons joined the Saints in 1973 after assisting his father in St. Louis for two seasons. A graduate of Meramec College in St. Louis, Dan served four years in the Navy following his graduation.

Dan and his wife, Elaine, live in Mandeville with their three children, Tracy, Tony, and Amy.

SILKY POWELL, Assistant Equipment Manager



Better known as Silky, Powell joined the Saints in 1975 in his present position.

A native of New Orleans, Powell worked in physical education with the New Orleans Recreation Department. He also served as a coach and manager at his alma mater, Redemptorist High School.

Silky is single and resides in the Irish Channel area of New Orleans.

LESTER VALLET, Grounds Superintendent



Lester Vallet joined the Saints in 1979 with extensive experience in sports facility maintenance.

Vallet was stadium superintendent at Tulane University for 12 years. He also served as field crew supervisor at the Louisiana Superdome for three years.

Lester and his wife, Carolyn, have two sons, Lester, Jr. and Melvin. They live in New Orleans.

ERBY AUCOIN, Director of Photography



Erby Aucoin brought his many talents to the Saints when he joined the team in 1968.

A native of Napoleonville, La., Aucoin graduated from LSU. Under his direction, the Saints were the first NFL team to have a complete film laboratory, which Aucoin operates from the team's Metairie practice facility.

In addition to his photography talents, Aucoin is also a carpenter and an accomplished Acadian

chef.

Erby and his wife, Rosalie, reside in River Ridge. They have three sons, Erby III, Albert and Douglas; and five daughters, Mrs. John Ward, Jayne, Cynthia, Deidra, and Michelle.

ALBERT AUCOIN, Photographer



Son of director of photography Erby Aucoin, Albert has been with the Saints since 1976, when he started as a photographer in training camp. He joined the staff fulltime in 1980.

Albert graduated from East Jefferson High School in New Orleans. A native New Orleansian, Albert and his wife, Lori, reside in Metairie.

SCOUTING

BOBBY BALDWIN, Player Personnel Scout




Entering his 25th season in football coaching and scouting, Bobby Baldwin joined the Saints in 1981

Baldwin served on the staff of the Houston Oilers as scout 1978-1980. Prior to joining the Oilers, he coached at Texas-El Paso, Middle Tennessee State, and Kansas University. Baldwin also served as assistant coach at the University of Houston for nine years, working with O.A. (Bum) Phillips for three of those seasons.

Baldwin has four children; daughter Mickie, and sons Robby, John and Billy. He and his wife, Patsy, live in Destrehan.

HAMP COOK, Player Personnel Scout



Hamp Cook joined the Saints in 1973.


Before coming to the Saints, Cook coached high school teams in Mississippi and Alabama and was an assistant coach at the University of Southern Mississippi for eight years. He graduated from Southern Mississippi with a masters degree in physical education.

Cook and his wife, Tinkey, live in Hattiesburg, Mississippi. They have three children, Chuck, Tracey, and Kyle.

SAINTS IN PRO BOWL

1967 — Dave Whitsell, safety; **1968** — Dave Rowe, defensive tackle; **1969** — Tom Dempsey, kicker; Jake Kupp, guard; Tony Baker and Andy Livingston, running backs; Tom Fears, coach; **1978** — Archie Manning, quarterback; **1979** — Wes Chandler, wide receiver; Henry Childs, tight end; Archie Manning, quarterback; Chuck Muncie, halfback; Tommy Myers, safety; **1981** — George Rogers, halfback; **1982** — George Rogers, halfback.

BOB HILL, Player Personnel Scout



Bob Hill came to the Saints as conditioning coach in 1978, and was assigned to the scouting staff in 1981.

A running back at Jackson State, he served there 13 years as an assistant coach, and as head coach, 1971-75. His teams had a 44-12-1 record and three times were Southwestern Athletic Conference co-champions. He coached Walter Payton of the Bears and Robert Brazile of the Oilers as collegians.

A native of Charleston, Mississippi, Hill holds a masters degree in education. Bob and his wife, Betty, have a daughter, Roslyn.

JOE WOOLLEY, Player Personnel Scout



Joe Woolley joined the Saints in 1981 after serving as director of scouting with the Houston Oilers.

He joined the Oilers in 1973, and left to enter private business in 1975. He returned in 1978 to head the Oilers scouting effort.

He has coached successful high school teams at Galveston (Texas) Ball

High School and Texarkana (Ark.) High Schools, leading both schools to state playoffs.


A graduate of Oklahoma State University where he played offensive and defensive tackle, Joe and his wife, Martha, have one son, Scott.

SAINTS MOST VALUABLE PLAYERS

1967—Dave Whitsell, safety	1975—Mike Strachan, halfback
1968—Doug Atkins, defensive end	1976—Tony Galbreath, fullback
1969—Danny Abramowicz, receiver	1977—Chuck Crist, safety
1970—Mike Tilleman, defensive tackle	1978—Archie Manning, quarterback
1971—Jake Kupp, guard	1979—Chuck Muncie, halfback
1972—Archie Manning, quarterback	1980—Archie Manning, quarterback
1973—Billy Newsome, defensive end	1981—George Rogers, halfback
1974—John Didion, center	1982—Ken Stabler, quarterback

Administration

BOB LANDRY, Business Manager/Controller



Bob Landry is in his fourth season with the Saints. He joined the club in 1980.

A native of New Orleans, Landry graduated from the University of New Orleans with a degree in accounting and a masters degree in business administration. He worked for ten years as an accountant with the Monsanto Corporation.

He also served four years in the Air Force with the rank of captain.

Landry and his wife, Kathy, live in Kenner with their three daughters, Tiffany, Tammy, and Tracy.

CHARLEEN SHARPE, Assistant Controller



Charleen Sharpe joined the Saints staff during the 1981 regular season.

Charleen served as assistant controller for First Homestead Federal Savings and Loan Corporation for eight years.

A New Orleans native, Charleen graduated from Andrew Jackson High School and attended the University of New Orleans.

Charleen and her husband, Floyd, reside in Chalmette with their daughter, Melissa.

BARRA L. BIRRCHEER, Director of Marketing/Travel Coordinator



In his 13th season with the Saints, Barra Birrcher was named to his present post in 1981.

Birrcher joined the Saints in 1971 as entertainment director. He took on the added duties of game program advertising director in 1977 and travel coordinator in 1979.

A native of New Orleans and graduate of the University of New Orleans, Birrcher is a former publicity director of the Fair Grounds. He had his own advertising agency and is a past president of the Advertising Club of New Orleans.

Birrcher and his wife, Kay, live in Metairie with their two children, Christine Marie and David.



BRUCE BROUSSARD, Ticket Manager

Bruce Broussard joined the Saints in 1983 as ticket manager.

Broussard comes to the Saints from LePavillion Hotel, where he served for eight years, four as general manager.

A New Orleans native, Broussard attended Cor Jesu High School and Loyola University, where he graduated with a degree in accounting. He is a past president of the New Orleans Hospitality Accountants Association, and is on the board of directors of the New Orleans Hotel and Motel Association.

Bruce and his wife, Lynn live in Metairie. Their two sons, Bruce, Jr. and Mark, are students at LSU.



JAY ROMIG, Data Processing Manager

In his seventh season with the Saints, Jay Romig was named to his present position in 1979.


Romig started in the training room with the Saints, serving there 1977-78 as assistant trainer. He also served as assistant trainer for the University of New Orleans for one year, and was named head trainer, holding that title for a year.

A native New Orleanian and UNO graduate, Romig attended Brother Martin High School. He is single and resides in River Ridge.

1983 Game Staff

Field—Ed Clancy, field announcer; Darlene Bonis, director of cheerleaders; Joe Hebert, band director; Larry Dale, trainer of Gumbo; Tim Alexander, photographer; Robert Sauerbrei Jr., Benny Recatto, Craig Recatto, assistant entertainment directors; Moise Bloch, Dan Scott, sideline contacts.

Press Box—Jimmy Young, John Lutz, Joe Englert, Harold Shelley, Gayle Letulle, statisticians; Bob Remy, statistical consultant; Jerry Romig, public address announcer; Maury Magill, press box announcer; Glen Gassenberger, press box services; Jimmy Byrne, Bob Ball, television support; Mickey Crossin, security; Russell Palazzolo, elevator; Alan Levith, post-game quotes; Kervin Voissan, replay monitor.



GREG SUIT, Director of Public Relations


Greg Suit is in his seventh season with the Saints. He was appointed to his present position in 1981.

Suit came to the Saints in 1977 as assistant director of public relations. He was promoted to publicity director in 1980.

Suit was sports information director and assistant athletic director at the University of New Orleans for five years. He won four national awards for his sports publications.

A native of Cincinnati, Ohio, Suit graduated from Miami University (Ohio), and worked as a news writer at the Middletown (Ohio) Journal.

Greg and his wife, Karen, live in New Orleans with their son, Ted.



RUSTY KASMIERSKY, Assistant Director of Public Relations

Rusty Kasmiersky joined the Saints staff in 1981.

Kasmiersky served as student assistant sports information director at Southwest Texas State University for three years, where he graduated in 1979. He then served one year as

sports information director at Angelo State University.

Kasmiersky worked for the Saints 1975-79 as an equipment manager in summer camp. A native of Garwood, Texas, Rusty and his wife, Donna, live in Metairie.



SYLVIA ALFORTISH, Public Relations Assistant

In her tenth season with the Saints, Sylvia Alfortish was elevated to Public Relations Assistant in 1983. She served as public relations secretary beginning in 1974.

Alfortish graduated from McDonough High School. A native of New Orleans, Sylvia resides in Chalmette with her three sons, Sean, Todd, and Jeffrey.

Saints Bench

COACHING



Fran Albright
Head Coach



Ellen Frisard
Coaching



Yvette Arceneaux
Receptionist



ADMINISTRATION



Ruth Barker
Receptionist



Barbara Schoen
Administration



Linda Bourgeois
Business



Sam Surtain
Clerk

TICKETS



Sandy King



Beth Miller



Judy Chavis



Fran Pope

1983 Saints Veterans



7 MORTEN ANDERSEN

Kicker Second Year With Saints
Ht: 6-2 Wt: 190 College: Michigan State
Born: August 19, 1960 at Struer, Denmark
Joined Saints: Draft Choice No. 4, 1982

PRO: Possesses strong leg, kicks most kickoffs out of end zone . . . injured on first play of season (sprained ankle), missed one game on injured reserve . . . attempted only five field goals all season, made two . . . was used primarily as long-range field goal kicker . . . hit 45-yarder 12/5 vs. Tampa Bay, and was long enough on 60-yard attempt but a foot to the right that would have tied the same game . . . left-footed, soccer-style kicker.

COLLEGE: First-team all-America as senior by UPI, Walter Camp, and Sporting News . . . played in 1982 Blue-Gray and Senior Bowl games . . . also all-Academic Midwest as senior with 3.25 GPA . . . kicked school record 63-yard field goal as senior . . . had only 17 of 56 kickoffs returned senior season . . . majored in German.

PERSONAL: Attended Davis High School in Indianapolis, Indiana as exchange student . . . was member of Danish national handball team, as was his father . . . never kicked a football until coming to U.S. . . . started playing soccer at age five . . . speaks six languages . . . single . . . resides in Metairie in offseason.

GAMES PLAYED: (1982, 8).

		FIELD GOALS						Total	Pts.	BK
	PAT	1-19	20-29	30-39	40-49	50+				
1982	6-6	—	—	1-1	1-3	0-1		2-5	12	0

ALL-TIME NUMBERS

Since 1967, the Saints have rushed for 27,023 yards, passed for 41,868 yards, scored 435 touchdowns and kicked 220 field goals.



50 KEN BORDELON

Linebacker 8th Year With Saints

Ht: 6-4 Wt: 226 College: LSU

Born: August 26, 1954 at New Orleans, La.

Joined Saints: Trade with Los Angeles, 1976

PRO: Played in all nine games in 1982 as outside linebacker and special teamer . . . had his only sack of the season 1/2 vs. Falcons . . . returned interception for TD vs. Oakland in 1979, a pass thrown by Ken Stabler . . . career total of 5 interceptions returned 38 yards . . . two sacks for 15 yards in losses . . . drafted in 5th round by Rams in 1976 . . . Saints gave 4th round choice in 1977 draft to get him.

COLLEGE: Lettered four years as defensive lineman at LSU . . . selected first team all-Southeastern Conference in 1975 . . . played in East-West Shrine and Senior Bowl games . . . has degree in physical education.

PERSONAL: Attended Brother Martin High School in New Orleans . . . makes personal appearances in offseason, shares several real estate investments with teammate Rich Mauti . . . single . . . resides in Kenner.

GAMES STARTED/PLAYED: (1976, 0/12); (1977, 0/14); (1978, inj.); (1979, 14/16); (1980, 14/16); (1981, 3/15); (1982, 0/9). Totals 31/82.



85 HOBY BRENNER

Tight End 2nd Year With Saints

Ht: 6-4 Wt: 240 College: Southern California

Born: June 2, 1959 at Linwood, California

Joined Saints: Draft Choice No. 3b, 1981

PRO: Started first eight games at tight end until placed on injured reserve (knee) for final contest . . . had big game 12/5 vs. Tampa Bay when he caught 6 passes for 73 yards . . . caught at least one pass in six of eight games in 1982. . . started pro career auspiciously, was on injured reserve six of first seven games with bothersome turf toe . . . saw action in remaining games that year . . . good blocker, has speed to get deep . . . drafted with choice from Minnesota for FB Tony Galbreath.

COLLEGE: Led USC receivers in total yards in 1980 . . . his 26 receptions were the most for a USC tight end since Charlie Young's 29 catches in 1972 . . . AP honorable mention all-America in 1980, 2nd team all-PAC 10 . . . also 1979 first team all-West Coast . . . majored in business.

PERSONAL: Attended Fullerton (Calif.) High School . . . led basketball team to state semifinals in 1976 . . . full name is Hoby F. J. Brenner . . . single . . . lives in Fullerton in offseason.

GAMES STARTED/PLAYED: (1981, 1/9); (1982, 8/8). Totals 9/17.

Year	No.	RECEIVING		LG	TD
		Yards	Avg.		
1981	7	143	20.4	34	0
1982	16	171	10.7	25	0
Totals	23	314	13.7	34	0



67 STAN BROCK

Tackle 4th Year With Saints

Ht: 6-6 Wt: 275 College: Colorado

Born: June 8, 1958 at Portland, Oregon

Joined Saints: Draft Choice No. 1, 1980

PRO: Hasn't missed a game since becoming a Saint . . . started every game in 1982 for second consecutive year . . . anchor in offensive line that didn't allow a sack in three games and only one in another . . . received Pro Bowl votes in 1981 and 1982 for fine performances those two seasons . . . all-rookie selection in 1980 by UPI and Pro Football Weekly.

COLLEGE: Called by Colorado coach Chuck Fairbanks "the best pass blocker in college football" his senior year . . . first team all-Big Eight in 1979 . . . played in Hula and Senior Bowls . . . started every game at right tackle as junior and senior . . . team captain and four-year letterman . . . majored in physical education.

PERSONAL: Attended Jesuit High School in Beaverton, Oregon . . . made all-state team as fullback . . . lettered in basketball and track . . . brother Pete is center with the New England Patriots, and was their No. 1 pick in

1976 . . . father is riverboat fireman on the Columbia River . . . full name is Stanley James Brock . . . married (Lori) with two daughters (Sara, 12/24/79 and Jessica, 5/15/81) . . . lives in Mandeville.

GAMES STARTED/PLAYED: (1980, 12/16); (1981, 16/16); (1982, 9/9). Totals 37/41.



75 BRUCE CLARK

Defensive End 2nd Year With Saints
Ht: 6-3 Wt: 250 College: Penn State
Born: March 31, 1956 at New Castle, Pennsylvania
Joined Saints: Trade with Green Bay, 1982

PRO: Had exceptional rookie NFL season, led team in sacks with 5 1/2 . . . had best day 9/19 at Chicago when he sacked Bears QB's twice for 13 yards in losses . . . started every game at left end for Saints . . . came to Saints in 1982 from Toronto of CFL after serving there for two seasons . . . was No. 1 draft choice of Green Bay in 1980 draft . . . Packers had his rights when he returned in 1982, Saints gave Green Bay no. 1 draft choice in 1983 draft to get him.

COLLEGE: Consensus all-America 1978 and 1979 . . . Lombardi Trophy winner in 1978 . . . finalist for Lombardi Trophy three years . . . Outland Trophy finalist in 1978 . . . started six games freshman season at LB . . . majored in food service and housing administration.

PERSONAL: Attended New Castle (Pa.) High School . . . captain of football and basketball teams . . . also competed in track, holds school record in pole vault . . . star on wrestling team as well . . . married (Sandra) . . . works at New Orleans Hilton in offseason in catering department . . . lives in Kenner.

GAMES STARTED/PLAYED: (1982, 9/9).



78 KELVIN CLARK


Guard 2nd Year With Saints, 5th in NFL
Ht: 6-3 Wt: 265 College: Nebraska
Born: January 30, 1956 at Odessa, Texas
Joined Saints: Trade with Denver, 1982

PRO: Played in all 9 games for Saints in 1982 after coming from Denver in a preseason trade . . . played tackle at Denver, was switched to guard after the first regular season game . . . saw much playing time at both guard positions . . . drafted by Broncos in 1979 as their first-round draft choice . . . Saints gave a 1984 draft choice to get him.

COLLEGE: Regarded as the strongest lineman in Nebraska history . . . made five first-team all-America squads in 1978, and was honorable mention all-America in 1977 . . . started junior and senior seasons at tackle for Cornhuskers . . . played in Challenge and Hula Bowl games following his senior season . . . majored in physical education.

PERSONAL: Attended Odessa (Tex.) High School . . . participated in football and was third baseman on the baseball team . . . married (Judy) . . . lives in Kenner in offseason.

GAMES STARTED/PLAYED: (1979, 0/15); (1980, 5/14); (1981, 3/16); (1982, 0/9). Totals 8/45. Totals with Saints 0/9.



83 KENNY DUCKETT

Wide Receiver 2nd Year With Saints
Ht: 6-0 Wt: 187 College: Wake Forest
Born: October 1, 1959 at Winston-Salem, North Carolina
Joined Saints: Draft Choice No. 3c, 1982

PRO: Fleet and sneaky, Duckett crossed the goal line vs. St. Louis 9/12 for the Saints' first touchdown in 1982, a 25-yard pass from Ken Stabler . . . scored his other 1982 touchdown 1/2 vs. Atlanta on a catch with 11 seconds left in the first half to give the Saints a 14-3 lead at halftime . . .

biggest day was 12/5 vs. Tampa Bay when he hauled in 4 passes for 71 yards against the tough Buccaneers defense . . . missed two games (12/12, 12/19) with shoulder and finger injuries . . . also returned two kickoffs for 39 yards 12/26 vs. Washington . . . drafted with choice from Washington for TE Henry Childs.

COLLEGE: Converted tailback made switch after redshirt season to wide receiver, started three years . . . honorable mention all-America by Sporting News . . . set ACC record in 1980 for TD receptions in a season with 12 . . . played in 1980 Tangerine Bowl against LSU . . . also participated in 1982 Japan Bowl . . . majored in speech, communications and theatre.

PERSONAL: Attended Reynolds High School in Winston-Salem, N.C. . . . scored 20 TD's and rushed for over 2,000 yards in his high school career . . . one of very few professional athletes with diabetes, takes insulin injections daily . . . single . . . lives in Winston-Salem in offseason.

GAMES STARTED/PLAYED: (1982, 0/7).

	No.	Receiving Yards	Avg.	LG	TD
1982	12	196	16.3	31	2



63 BRAD EDELMAN

Guard 2nd Year With Saints

Ht: 6-6 Wt: 255 College: Missouri

Born: September 3, 1960 at Jacksonville, Florida

Joined Saints: Draft Choice No. 2, 1982

PRO: Consensus all-rookie after starting all 9 games for Saints at guard . . . received all-Pro votes from two teams in 1982 . . . sparkled as part of Saints line that allowed no sacks for three games, and only one in another contest . . . drafted as center, can make the deep snap . . . could play any position on the offensive line.

COLLEGE: Top-rated center in 1982 draft by scouting combine . . . NEA and Sporting News first team all-America, honorable mention by both wire services . . . was on the field 91 plays vs. Mississippi State senior year . . . played in 1982 Hula and Olympia Gold Bowls . . . majored in business and public administration.

PERSONAL: Attended Parkway North High School in Creve Coeur (St. Louis), Missouri . . . captained football, basketball and track teams there . . . diverse personal interests include experience as singer and choreographer . . . grandfather once offered him \$100 to quit football . . . single . . . lives in Kenner in offseason.

GAMES STARTED/PLAYED: (1982, 9/9).



99 TONY ELLIOTT

Nose Tackle 2nd Year With Saints

Ht: 6-2 Wt: 247 College: North Texas State

Born: April 23, 1959 at New York, New York

Joined Saints: Draft Choice No. 5, 1982

PRO: Saw action in every game in 1982 as backup nose tackle and special teamer . . . action at nose tackle in 1982 was limited by superlative year had by veteran Derland Moore at that position . . . recovered fumble 12/12 at Atlanta . . . has size, speed, quickness and strength to play any line position.


COLLEGE: Displayed excellent quickness by making plays all over the field from his noseguard spot . . . coached in college by Saints special teams coach Harold Richardson, who was defensive coordinator at North Texas State . . . majored in business.

PERSONAL: Attended Harding High School in Bridgeport, Connecticut . . . travelled during the 1983 offseason . . . married (Dorothy) . . . resides in Kenner.

GAMES STARTED/PLAYED: (1982, 0/9).

CONSECUTIVE GAMES LEADER

Tight end Larry Hardy leads the Saints in consecutive games played. He has appeared in 73 consecutive games for the team. He has played in every game since he became a Saint in 1978.



14 RUSSELL ERXLEBEN

Punter 4th Year With Saints
Ht: 6-4 Wt: 219 College: Texas
Born: January 13, 1957 at Seguin, Texas
Joined Saints: Draft Choice No. 1, 1979

PRO: Set Saints record with 43.0-yard punting average in 1982 . . . did not punt 1/2 vs. Atlanta, but threw 39-yard scoring pass to Bill Hurley from punt formation to give Saints a 21-3 lead . . . averaged 47.2 yards on 6 punts 9/12 vs. St. Louis . . . long punt of 60 yards 12/19 vs. Dallas ties his career best . . . ran for 26 yards and first down in late stages of game vs. Cincinnati in 1981 to preserve 17-7 victory . . . spent 15 games on injured reserve in 1979.

COLLEGE: All-American shares NCAA record for longest field goal with 67-yarder against Rice in 1977 . . . kicked three field goals of more than 60 yards and 11 of more than 50 yards . . . career punting average of 44.2 yards on 214 punts . . . led nation in punting with 46.6 average in 1976 . . . kicked record 52-yard field goal in Senior Bowl in 1979 . . . holds degree in business with a second degree in finance.


PERSONAL: Attended Seguin (Texas) High School . . . scratch golfer . . . last name is pronounced ERKS-lay-ben . . . owns investment company in Austin, Texas . . . married (Kari) with son (Russell II, 12/6/82) . . . resides in Kenner in offseason.

GAMES PLAYED: (1979, 1); (1980, 16); (1981, 16); (1982, 9). Totals 42.

Year	No.	Punting				Placekicking			Pts.
		Yards	Avg.	Long	BK	FG	PAT		
1979	4	148	37.0	40	-	2-2	4-4		10
1980	89	3499	39.3	47	-	2-5	2-3		8
1981	66	2672	40.5	60	-	-	-		-
1982	46	1976	43.0	60	-	0-1	1-1		1
Totals	205	8295	40.5	60	-	4-8	7-8		18

HEAVYWEIGHTS

The 49 players on the Saints roster, along with four draft choices, weigh 11,846 pounds. Their average weight is 223.6 pounds.



46 HOKIE GAJAN

Fullback 2nd Year With Saints
Ht: 5-11 Wt: 211 College: LSU
Born: September 6, 1959 at Baton Rouge, Louisiana
Joined Saints: Draft Choice No. 10, 1981

PRO: Saw action in all nine games, started four at fullback . . . had biggest day 1/2 vs. Atlanta when he ran for 63 yards in 11 carries . . . caught 2 passes for 12 yards 12/5 vs. Tampa Bay . . . started 12/19 at Dallas when Saints opened the game with three running backs positioned in the power-I formation, sprung George Rogers for 166 yards on the day, a team record . . . spent 1981 season on injured reserve, was in a car accident and cut his forehead, requiring stitches and making it impossible for him to wear a helmet . . . broke his ankle working out while waiting for his forehead to heal.

COLLEGE: Lettered four years at LSU, was team captain in 1980 . . . 1979 was his best season when he led Tigers in rushing with 568 yards . . . also returned punts and kickoffs . . . caught 18 passes in 1980 from fullback position . . . majored in general business.

PERSONAL: Attended Baker (La.) High School . . . full name is Howard Lee Gajan, Jr. . . married (Judy) with daughters (Jennifer, 4/28/78 and Kristin 6/2/83) . . . resides in Mandeville in offseason.

GAMES STARTED/PLAYED: (1982, 4/9).

Year	No.	Rushing				No.	Receiving			
		Yards	Avg.	LG	TD		Yards	LG	TD	
1982	19	77	4.1	12	0	3	10	9	0	



20 RUSSELL GARY

Strong Safety 3rd Year With Saints
Ht: 5-11 Wt: 195 College: Nebraska
Born: July 31, 1959 at Minneapolis, Minnesota
Joined Saints: Draft Choice No. 2a, 1981

PRO: Gets better at strong safety as he gains pro experience . . . had two interceptions, three sacks in 1982 . . . best game 9/19 at Chicago when he

registered a sack for a 12-yard loss and intercepted a Bears aerial, returning it 19 yards . . . defended 9 passes on the season . . . forced fumble at Atlanta 12/12 . . . recovered fumble at Dallas 12/19 and vs. Washington 12/26.

COLLEGE: Strongest defensive back in Nebraska history . . . strength coaches all-America strength team in 1980 . . . went to Nebraska as tailback, was converted to cornerback as sophomore, and opened junior year at strong safety . . . AP and UPI honorable mention all-Big Eight and AP honorable mention all-America senior year . . . defensive MVP in Senior Bowl . . . also played in East-West Shrine game . . . majored in broadcasting.

PERSONAL: Attended Central High School in Minneapolis, Minn. . . all-city, all-region, all-state in football senior year . . . Central High's Scholastic Athlete of the Year for highest GPA of any athlete . . . full name is Russell Craig Gary . . . spent 1983 offseason working in public relations for Crescent Distributing Co. . . single . . . lives in New Orleans.

GAMES STARTED/PLAYED: (1981, 14/14); (1982, 9/9). Totals 23/23.

	Interceptions				Sacks	
	No.	Yards	LG	TD	No.	Yards Lost
1981	1	0	0	1	1	9
1982	2	25	19	0	3	27
Totals	3	25	19	0	4	36



33 KEVIN GRAY

Cornerback 2nd Year With Saints
Ht: 5-11 Wt: 179 College: Eastern Illinois
Born: September 11, 1957 at Chicago, Illinois
Joined Saints: Free Agent, 1982

PRO: Saw limited action at cornerback in rookie year, but played extensively on special teams . . . has physical tools, needs experience to gain confidence and increased playing time.

COLLEGE: Played on Eastern Illinois team that ventured to NCAA play-

offs three times, national championship in 1979 . . . had several offers from pro teams after being overlooked in draft, settled in New Orleans.

PERSONAL: Attended Hyde Park High School in Chicago . . . was recruited by Notre Dame, chose Eastern Illinois because it was close to home and family . . . single . . . lives in Chicago in offseason.

GAMES STARTED/PLAYED: (1982, 0/8).



72 LEON GRAY

Tackle 2nd Year With Saints, 11th in NFL
Ht: 6-3 Wt: 258 College: Jackson State
Born: November 15, 1951 at Olive Branch, Mississippi
Joined Saints: Trade with Houston, 1982

PRO: Came to Saints after first regular season game, played in final 7 contests . . . sat out training camp in Houston, hadn't played at all in 1982 until play resumed 11/21 vs. Kansas City . . . ruptured Achilles' tendon in 1980, came back to start and play in every game in 1981 for Oilers . . . five trips to Pro Bowl . . . named top offensive lineman in NFL by Seagram's Distillers following 1979 season . . . drafted in third round by Miami in 1973, was waived and claimed by Patriots . . . traded to Oilers in 1979 for first and sixth-round choices in 1980 draft . . . came to New Orleans in exchange for QB Archie Manning.

COLLEGE: Named to almost every little all-America team senior year . . . good student also, named to Who's Who Among American College Athletes and Students . . . received degree in health, physical education and recreation.

PERSONAL: Attended East Side High School in Olive Branch, Miss. . . married (Jacqueline) with son (Leon, Jr.) . . . lives in Westwood, Massachusetts.

GAMES STARTED/PLAYED: (1973, /9); (1974, /14); (1975, /14); (1976, /14); (1977, /11); (1978, /16); (1979, /16); (1980, /14); (1981, 16/16); (1982, 0/7). Totals /131. Totals with Saints 0/7.



86 JEFF GROTH

Wide Receiver 3rd Year With Saints, 5th in NFL
Ht: 5-10 Wt: 172 College: Bowling Green
Born: July 2, 1957 at Mankato, Minnesota
Joined Saints: Free Agent, 1981

PRO: Finished 1982 as leading Saints receiver with 30 catches for 383 yards . . . started every game at wide receiver . . . caught 9 passes for 95 yards and a touchdown vs. Tampa Bay 12/5 . . . had three games with 4 catches, Kansas City 11/21, Atlanta 12/12, and Atlanta 1/2 . . . also returned punts for Saints, had 21 returns for 144 yards . . . set team record with 436 yards in punt returns in 1981 . . . is characterized by teammate Ken Stabler as "a Biletnikoff, only faster" . . . drafted by Miami in 8th round in 1979, was acquired off waivers by Houston in '79 with 6 games left in the season . . . saw action in all 22 games he dressed for as Oiler . . . acquired by Saints before second game of 1981 season after being released by Oilers in final 1981 cutdown.

COLLEGE: Career marks of 136 receptions for 2,268 yards and 18 TD's are all school marks when he left Bowling Green in 1978 . . . all-Mid-American Conference selection senior year . . . also returned 29 punts for 11.3 average and three TD's . . . holds degree in business administration.

PERSONAL: Attended Chagrin Falls (Ohio) High School . . . all-state performer in both football and baseball . . . drafted by Chicago Cubs baseball club . . . brother Jon was freshman centerfielder for University of New Orleans baseball team in 1983 . . . married (Jackie) with daughter (Ashley, 1/30/83) . . . lives in Destrehan.

GAMES STARTED/PLAYED: (1979, 0/12); (1980, 0/16); (1981, 13/15); (1982, 9/9). Totals 22/52. Totals with Saints 22/24.

Year	Receiving				No.	Punt Returns			
	No.	Yards	LG	TD		FC	Yards	LG	TD
1979	1	6	6	0					
1980	4	47	18	0	1	0	0	0	0
1981	20	380	54	1	37	6	436	36	0
1982	30	383	39	1	21	13	144	18	0
Totals	55	816	54	2	59	19	580	36	0

Year	No.	Kickoff Returns		LG	TD
		Yards			
1979	1	21	21	0	
1980	12	216	25	0	
1981	3	50	21	0	
1982		None			
Totals	16	287	25	0	



87 LARRY HARDY

Tight End 6th Year with Saints
Ht: 6-3 Wt: 230 College: Jackson State
Born: July 9, 1956 at Mendenhall, Mississippi
Joined Saints: Draft Choice No. 12, 1978

PRO: Opened his 1982 receiving season with 10-yard TD catch at Chicago 9/19 that proved to be the margin of victory . . . played in all 9 games, started two . . . 31-yard catch vs. Atlanta 1/2 led to Saints score . . . excellent blocker, gives Saints running game big boost when he's in the game . . . 71-yard touchdown catch vs. Atlanta in 1978 was team's longest that season.

COLLEGE: Career total 60 catches for 966 yards and 10 touchdowns . . . all-Southwest Athletic Conference as junior . . . used mainly as blocker in wishbone attack senior year . . . intramural one-on-one basketball champ . . . majored in physical education.

PERSONAL: Attended Mendenhall (Mississippi) High School . . . brother Edgar was guard with San Francisco 49ers . . . sister Bertha played with the New Orleans entry in the Womens' Professional Basketball League . . . single . . . resides in Jackson, Mississippi.

GAMES STARTED/PLAYED: (1978, 1/16); (1979, 0/16); (1980, 3/16); (1981, 16/16); (1982, 2/9). Totals 22/73.

Year	No.	RECEIVING		LG	TD
		Yards			
1978	5	131	71	1	
1979	1	3	3	1	
1980	13	197	44	0	
1981	23	275	27	1	
1982	8	67	31	1	
Totals	50	673	71	4	



62 JOHN HILL

Center 9th Year With Saints, 12th in NFL
Ht: 6-2 Wt: 246 College: Lehigh
Born: April 16, 1950 at East Orange, New Jersey
Joined Saints: Waivers from N.Y. Giants, 1975

PRO: Durable anchor of offensive line has missed only five games since joining the Saints in 1975 . . . started every game in 1982 . . . veteran of line

that allowed no sacks in three games in '82 . . . underwent surgery (leg) before 1981 season, but still played in 13 games in 1981 . . . led line in 1979 that allowed only 17 sacks all season, second lowest total in NFL that year . . . played five games in 1978 with fractured finger after helping design a cast which made it possible to remain in lineup . . . snaps on field goals and can handle the deep snap also . . . played tackle and center for the Giants . . . drafted in sixth round by Giants in 1972.

COLLEGE: Selected to all-East and college division all-America teams . . . team captain as a senior . . . played in East-West Shrine game . . . shot and discus man on track team . . . holds degree in engineering.

PERSONAL: Attended Franklin High School in Somerset, New Jersey . . . married (Denise) with daughter (Lauren, 6/3/81) . . . resides in Destrehan.

GAMES STARTED/PLAYED: (1972, 0/14); (1973, 0/12); (1974, 0/12); (1975, 13/13); (1976, 14/14); (1977, 14/14); (1978, 16/16); (1979, 16/16); (1980, 14/15); (1981, 11/13); (1982, 9/9). Totals 107/148. Totals with Saints 107/110.



28 BILL HURLEY

Strong Safety 2nd Year With Saints

Ht: 5-11 Wt: 195 College: Syracuse

Born: May 16, 1957 at Depew, New York

Joined Saints: Waivers from Pittsburgh, 1981

PRO: Functioned as Saints' nickel back through 1982 . . . intercepted pass, returned it 26 yards to set up Saints touchdown vs. Kansas City 11/21 . . . caught pass on fake punt from punter Russell Erxleben, ran 35 yards for touchdown to break open Atlanta game 1/2 . . . acquired off waivers from Pittsburgh the week before first regular-season game, injured a knee that required surgery in first practice in a Saints uniform . . . sat out entire 1981 season on injured reserve list . . . drafted by Pittsburgh in 4th round in 1980, was on Steelers' injured reserve list that season.

COLLEGE: Alltime total offense leader at Syracuse with 5,949 yards . . . also holds records for passing yards (3,398), attempts (465), completions (228), and touchdowns (19) . . . His 2,251 rushing yards ranks third in

school history behind Larry Csonka and Floyd Little . . . played in Blue-Gray, East-West Shrine games, and Senior Bowl . . . holds degree in speech communications.

PERSONAL: Attended St. Joseph's Catholic High School in Buffalo, New York . . . single . . . lives in Bethel Park, Pa.

GAMES STARTED/PLAYED: (1982, 0/9).



57 RICKEY JACKSON

Linebacker 3rd Year With Saints

Ht: 6-2 Wt: 230 College: Pittsburgh

Born: March 20, 1958 at Pahokee, Florida

Joined Saints: Draft Choice No. 2b, 1981

PRO: Continued improvement shows here . . . fourth on team tackle chart, second on sack chart with 4 1/2 for 34 yards in losses . . . had big day at San Francisco 11/28 as he intercepted a pass and returned it to the 49ers' 6-yard line to set up a touchdown . . . he also recovered a fumble in San Francisco territory to start another scoring drive . . . had a sack, forced a fumble, and recovered a fumble at Atlanta 12/12 . . . has started every game since becoming a Saint . . . led team with 8 sacks in 1981 . . . recovered a fumble that turned around Cincinnati game in 1981 . . . drafted with choice from San Diego for RB Chuck Muncie.

COLLEGE: Played defensive end in Pittsburgh's number one-ranked defense . . . played opposite Hugh Green, but Jackson led team in tackles . . . played in Senior Bowl, and was defensive MVP in East-West Shrine Game . . . ABC player of the game vs. Penn State in 1980 . . . majored in history.

PERSONAL: Attended Pahokee (Florida) High School . . . also caught 21 passes for 8 touchdowns as tight end senior year . . . played in three state football championship games, and was on state basketball championship team senior year . . . full name is Rickey Anderson Jackson . . . married (Norma) . . . resides in Metairie.

GAMES STARTED/PLAYED: (1981, 16/16); (1982, 9/9). Totals 25/25.



52 JIM KOVACH

Linebacker 5th Year With Saints
Ht: 6-2 Wt: 225 College: Kentucky
Born: May 1, 1956 at Parma Heights, Ohio
Joined Saints: Draft Choice No. 4, 1979

PRO: Led team in tackles despite missing one game with pulled hamstring . . . had 2 1/2 sacks for 21 yards in losses . . . recovered one fumble . . . forced fumble vs. Washington 12/26 . . . trademark is steady play, occasional big play . . . forced fumble vs. Cincinnati in 1981 that turned game around, also intercepted pass in that game to thwart productive Bengals drive . . . calls signals in defense that has allowed only one running back in two years to gain 100 yards.

COLLEGE: Team Captain and all-Southeastern Conference selection at linebacker . . . Phi Beta Kappa scholar began medical school in 1978 . . . leading tackler 1976-77-78 . . . had special schedule that permitted him to continue with pre-med studies and play football as well . . . redshirted 1977 with shoulder injury . . . played in Senior and Hula Bowls . . . pre-med major.

PERSONAL: Attended Valley Forge High School in Parma Heights, Ohio . . . attends University of Kentucky Medical School in offseason . . . name is pronounced KOE-vawch . . . single . . . resides in Lexington, Kentucky.

GAMES STARTED/PLAYED: (1979, 0/16); (1980, 2/11); (1981, 15/15); (1982, 8/8). Totals 25/41.

Year	No.	Interceptions	LG	TD
		Yards		
1979		None		
1980	1	0	0	0
1981	1	13	13	0
1982		None		
Totals	2	13	13	0

OLDEST AND YOUNGEST

Quarterback Ken Stabler, at 37, is the oldest member of the Saints. Youngest on the roster is guard Steve Korte, 23. He was born 1/15/60, just 46 days before running back Cliff Austin (3/2/60).



21 JOHN KRIMM

Safety 2nd Year With Saints
Ht: 6-2 Wt: 190 College: Notre Dame
Born: May 30, 1960 at Philadelphia, Pennsylvania
Joined Saints: Draft Choice No. 3d, 1982

PRO: Played in every game, primarily on special teams . . . spent season learning safety position after playing cornerback in college . . . has intelligence, quickness, hitting instincts . . . expected to make a run at starting free safety spot in 1983 . . . drafted with one of choices from San Diego for WR Wes Chandler.

COLLEGE: NEA and Sporting News all-America . . . academic all-America . . . 1982 Irish MVP on defense . . . played in 1982 East-West Shrine game and Olympia Gold Bowl . . . led Notre Dame in passes defended junior and senior years . . . returned punts and held on placements . . . majored in philosophy.

PERSONAL: Attended Bishop Watterson High School in Columbus, Ohio . . . track and football standout . . . married (Ann) . . . had offseason position in public relations department at Ochsner Hospital in New Orleans . . . lives in Metairie.

GAMES STARTED/PLAYED: (1982, 0/9).



64 DAVE LAFARY

Tackle 7th Year With Saints
Ht: 6-7 Wt: 275 College: Purdue
Born: January 13, 1955 at Cincinnati, Ohio
Joined Saints: Draft Choice No. 5a, 1977

PRO: Opened at left tackle in every 1982 game . . . showed significant improvement as the season progressed . . . held down one of the toughest positions on a line that had three sackless games . . . can play tackle or guard . . . started four games in 1981 . . . replaced Conrad Dobler in lineup

as he started 13 games in 1978 . . . first career start came in 1978 in front of hometown crowd at Cincinnati . . . was reserve guard and tackle rookie season.

COLLEGE: Changed from defensive tackle to offensive line after sophomore year . . . developed into first-class tackle as senior . . . received game ball in Purdue's win over Miami of Ohio . . . holds degree in health and physical education.

PERSONAL: Attended LaSalle High School in Cincinnati, Ohio . . . last name is pronounced la-FARR-ee . . . married (Cindy) . . . lives in Mandeville.

GAMES STARTED/PLAYED: (1977, 0/10); (1978, 13/15); (1979, 0/16); (1980, 4/15); (1981, 4/16); (1982, 9/9). Totals 30/81.



98 REGGIE LEWIS

Defensive End 2nd Year With Saints
Ht: 6-2 Wt: 248 College: San Diego State
Born: January 20, 1954 at New Orleans, Louisiana
Joined Saints: Free Agent, 1982

PRO: Saw extensive action in all 9 games in 1982 . . . had 3 sacks for 16 yards in losses . . . was key in passing situations when he was called upon to put pressure on passer . . . forced fumble vs. Washington 12/26 . . . also had sack for 6 yards in that game . . . signed with Saints from Toronto of the CFL in 1982 . . . also played with Calgary before going to Toronto . . . was selected all-Pro in CFL three times, 1978-80 . . . at 28, the oldest rookie in the NFL in 1982.

COLLEGE: Honorable mention all-America at University of Oregon, where he spent 3 college years . . . all-Pac-Eight junior year . . . lettered four times in football . . . majored in communications.

PERSONAL: Attended Crenshaw High School in Los Angeles, California . . . lettered in football and track . . . married (Nisha) with four children (Reggie, Jr. 12/22/72; Dhati 10/28/75; Amisho 1/10/78; and Vanja 8/15/81) . . . lives in New Orleans.

GAMES STARTED/PLAYED: (1982, 0/9).



29 RODNEY LEWIS

Cornerback 2nd Year With Saints
Ht: 5-11 Wt: 190 College: Nebraska
Born: April 2, 1959 at Minneapolis, Minnesota
Joined Saints: Draft Choice No. 3a, 1982

PRO: Played every game in 1982 . . . saw limited action at cornerback, extensive action on special teams . . . had interception at Atlanta 12/12, returned 12 yards . . . excellent speed, will be a good cover man with the addition of NFL experience.

COLLEGE: Was listed on 1981 all-America strength team . . . top-rated cornerback in draft by scouting combine . . . freshman walk-on earned three varsity letters . . . also track man, holds school record for 300-yard dash (30.81) . . . member of mile and 400-meter relay teams that placed second in Big Eight . . . holds school record of 10.53 for 100 meters . . . majored in criminal justice.

PERSONAL: Attended Central High School in Minneapolis, Minnesota . . . all-state selection as senior . . . high school and college teammate of Saints safety Russell Gary, and lived in the same neighborhood since age seven . . . coached at Nebraska by Saints defensive backfield coach Lance Van Zandt . . . single . . . lives in Lincoln, Nebraska.

GAMES STARTED/PLAYED: (1982, 0/9).



84 RICH MAUTI

Wide Receiver 6th Year With Saints
Ht: 6-0 Wt: 190 College: Penn State
Born: May 25, 1954 at East Meadow, New York
Joined Saints: Free Agent, 1977

PRO: Came back off injured reserve in 1981 to play in every game in 1982 . . . special teams extraordinaire was first man down on punt coverage team . . . returned 5 kickoffs for 93 yards . . . caught 4 passes for 70 yards . . . led NFC in kickoff returns in 1980 with 25.7-yard average, 2nd in NFL

(31 for 798 yards) . . . suffered broken arm in midseason 1980.

COLLEGE: Wide receiver and tailback at Penn State . . . used primarily as a blocker, caught only 11 passes in college career . . . majored in physical education.

PERSONAL: Attended East Meadow (New York) High School . . . originated "Mauti Challenge" in which he pledged \$1 per return yard and \$10 per special teams tackle to American Cancer Society and challenged businesses and organizations to match his challenge . . . also organized "Scramble for Cancer", all part of the Rich Mauti Cancer Fund . . . 1980 finalist in Miller NFL Man of the Year balloting, and team winner in 1982 . . . one of three finalists for 1983 Whizzer White Award . . . name is pronounced MAW-tee . . . holds offseason position with a commercial real estate corporation . . . married (Nancy) . . . lives in Mandeville.

GAMES STARTED/PLAYED: (1977, 4/13); (1978, 1/16); (1979, 0/15); (1980, 0/9); (1981, inj.); (1982, 0/9). Totals 5/62.

Year	Receiving				No.	Punt Returns			
	No.	Yards	LG	TD		FC	Yards	LG	TD
1977	4	71	23	0	37	10	281	33	0
1978	8	69	16	2	0	3	0	0	0
1979	2	64	61	0	27	13	218	33	0
1980	1	10	10	0	11	4	111	18	0
1981	on Injured Reserve				None				
1982	4	70	37	0					
Totals	19	284	61	2	75	30	610	33	0

Year	Kickoff Returns			
	No.	Yards	LG	TD
1977	27	609	38	0
1978	17	388	39	0
1979	36	801	39	0
1980	31	798	52	0
1981	on Injured Reserve			
1982	5	93	22	0
Totals	116	2,689	52	0

SUPERDOME FACTS

Total Land Area	52 acres	Parking Garages	5,000 cars, 250 buses
Height	273 feet	Superscreen TV	6 sides, each 26' x 22'
Diameter Dome	680 feet clear span	Lighting	15,200 fixtures
Concrete	169,000 cubic yards	Scoreboards	4, each 8' x 88'
Structural Steel	20,000 tons	Electric Wiring	400 miles
Air Conditioning	9,600 tons	Aluminum Siding	more than 500,000 sq. ft.
Convention Rooms	40	Area of Roof	9.7 acres
Restrooms	88	Escalators	30
Private Box Suites	64	Elevators	9 passenger, 1 freight



19 GUIDO MERKENS

Quarterback 4th Year With Saints, 6th in NFL
Ht: 6-1 **Wt:** 195 **College:** Sam Houston State
Born: August 14, 1955 at San Antonio, Texas
Joined Saints: Waivers from Houston, 1980

PRO: Versatile performer has played three positions in three years with Saints . . . came in 1980 as defensive back, made seven tackles in final game of the season . . . led Saints wide receivers with 29 catches for 458 yards and caught 4 passes or more in three games in 1981 . . . saw action in three games in 1982 at quarterback, started vs. Washington 12/26 when Ken Stabler was unavailable with injury . . . threw only TD pass of the year from field goal formation vs. Kansas City 11/21 . . . came in fourth quarter against Dallas 12/19 to take Saints to only score . . . can also punt, return kickoffs and punts, and cover on kickoffs and punts.

COLLEGE: Played quarterback and defensive back at Sam Houston State . . . also punted and kicked placements in freshman and sophomore seasons . . . holds degree in physical education, working toward completion of masters' degree in 1983.

PERSONAL: Attended Edison High School in San Antonio, Texas . . . got pro tryout when Oilers scout and former NFL kicker Jerrel Wilson saw him play softball . . . holds offseason positions with Sun Drilling Products and Rainbow Oldsmobile . . . married (Vicki) with two sons (Guido III 9/20/78, and Jeremiah Christian 3/15/80) . . . lives in Destrehan.

GAMES STARTED/PLAYED: (1978, 0/12); (1979, 0/16); (1980, 1/8); (1981, 11/16); (1982, 1/9). Totals 13/61. Totals with Saints 12/25.

Year	Passing					Receiving			
	Att.	Comp.	Yards	Int.	TD	No.	Yards	LG	TD
1978 (Oilers)		None				1	6	6	0
1979 (Oilers)		None				3	44	20	1
1980 (Oilers)		None				None			
1981 (Saints)	2	1	20	0	0	29	458	50	1
1982 (Saints)	49	18	186	2	1	None			
Totals	51	19	206	2	1	33	508	50	2

Year	Kickoff Returns				Punt Returns				
	No.	Yards	LG	TD	No.	FC	Yards	LG	TD
1978 (Oilers)		None			13	1	132	42	0
1979 (Oilers)	2	22	22	0	2	5	6	6	0
1980 (Oilers)		None			None				
1981 (Saints)	2	38	20	0	1	1	-12	-12	0
1982 (Saints)		None			None				
Totals	4	60	22	0	16	7	126	42	0



74 DERLAND MOORE

Defensive Tackle 11th Year With Saints
Ht: 6-4 Wt: 253 College: Oklahoma
Born: October 7, 1951 at Malden, Missouri
Joined Saints: Draft Choice No. 2, 1973

PRO: Moved to nose tackle in 1982 and had finest year as a pro . . . started all nine games, second consecutive season that he has started every game . . . had four sacks for 20 yards in losses for season . . . recovered fumble 9/12 vs. St. Louis . . . forced fumble 12/19 at Dallas . . . career totals 32 sacks for 242 yards in losses, 8 passes defended, 6 fumbles recovered and 4 forced fumbles . . . led team in sacks with 8½ in 1980 . . . had 8 sacks in 1976 . . . has started all but 16 of 135 games he has played in during his career.

COLLEGE: Selected first team all-America and all-Big Eight in 1971 and 1972 . . . played in Sugar Bowl games in 1971 and 1972 . . . named National lineman of the week by Associated Press after 1972 game vs. Texas . . . received Gomer Jones Award as outstanding lineman . . . was a walk-on as freshman . . . shot and discus man on track team . . . majored in finance.

PERSONAL: Attended Poplar Bluff (Missouri) High School . . . offseason activities include dealings in Louisiana oil patch . . . married (Frannie) with daughter (Michelle 10/17/79) and son (Derland, Jr. 6/24/81) . . . resides in Covington.

GAMES STARTED/PLAYED: (1973, 0/12); (1974, 14/14); (1975, 12/14); (1976, 14/14); (1977, 10/10); (1978, 14/15); (1979, 15/15); (1980, 15/16); (1981, 16/16) (1982, 9/9). Totals 119/135.



55 ROB NAIRNE

Linebacker 3rd Year With Saints, 7th in NFL
Ht: 6-4 Wt: 227 College: Oregon State
Born: March 24, 1954 at Redding, California
Joined Saints: Trade with Denver, 1981

PRO: Started all nine games in 1982, and 13 in 1981 . . . intercepted pass at Chicago 9/19 . . . had sack for 14-yard loss vs. Tampa Bay 12/5 . . . has

found a home at outside linebacker in the Saints' 3-4 lineup . . . came to Saints the week before the first regular season game, was starting by the third contest of the year . . . started 16 games for Broncos in 1980 at outside linebacker, recovered two fumbles in one game that season . . . returned blocked punt for a touchdown in 1979 . . . Saints gave 5th-round draft choice in 1983 draft to get him from Denver.

COLLEGE: Three-year letterman at Oregon State . . . led team in tackles senior year . . . holds degree in marketing.

PERSONAL: Attended Ferndale (California) High School . . . lettered four times in football, basketball and baseball, and once in track . . . married (Jacqueline) . . . lives in Englewood, Colorado.

GAMES STARTED/PLAYED: (1977, 0/13); (1978, 0/16); (1979, 4/10); (1980, 16/16); (1981, 13/16); (1982, 9/9). Totals 42/80. Totals with Saints 22/25.



66 LOUIS OUBRE


Guard 2nd Year With Saints
Ht: 6-2 Wt: 262 College: Oklahoma
Born: May 15, 1958 at New Orleans, Louisiana
Joined Saints: Draft Choice No. 5a, 1981

PRO: Came from injured reserve in 1981 to start every game at right guard in 1982 . . . lots of playing time helped him perfect his pass blocking, and he did his part to power the Saints line to three sackless games . . . went to injured reserve in 1981 with a shoulder injury.

COLLEGE: Spearheaded Oklahoma running attack that led the nation in 1978, second in 1979, '80 . . . first Oklahoma all-America lineman since Greg Roberts (1977) . . . runner-up for Outland Trophy in 1980 . . . played in 1981 Senior and Hula Bowls . . . majored in accounting.

PERSONAL: Attended St. Augustine High School in New Orleans . . . played football, basketball, and track . . . National Merit Scholarship finalist . . . led high school football team to state championship senior year . . . full name is Louis Byron Oubre III . . . married (Jacquelin) . . . name is pronounced OO-bray . . . lives in New Orleans.

GAMES STARTED/PLAYED: (1982, 9/9)



51 WHITNEY PAUL

Linebacker 2nd Year With Saints, 8th in NFL
Ht: 6-3 Wt. 220 College: Colorado
Born: October 8, 1955 at Galveston, Texas
Joined Saints: Trade with Kansas City, 1982

PRO: Joined Saints 7/31 from Chiefs, participated in all nine games in 1982 . . . had three sacks for 19 yards lost in '82 . . . was used in passing situations, and saw a lot of action as outside linebacker . . . intercepted pass and returned it 14 yards 12/19 at Dallas . . . forced two fumbles . . . moved from defensive end to linebacker at Kansas City in 1978 after starting at end two previous seasons . . . started all but one game at linebacker in 1978 and 1979 . . . intercepted three passes in 1978 . . . returned fumble for touchdown vs. Denver in 1981 . . . Saints gave no. 7 draft choice in 1983 draft to get him.

COLLEGE: Two-year starter at Colorado, was tight end his first two seasons . . . moved to defensive end final two years . . . was one of 10 CU players drafted in 1976 . . . also high jumped on track team, best was 6-10 . . . majored in recreation.


PERSONAL: Attended Ball High School in Galveston, Texas . . . was coached by Saints scout Joe Woolley at Ball High . . . also participated in track . . . single . . . resides in Kansas City, Missouri.

GAMES STARTED/PLAYED: (1976, 6/14); (1977, 13/14); (1978, 16/16); (1979, 15/15); (1980, 12/12); (1981, 9/16); (1982, 0/9). Totals 71/96. Totals with Saints 0/9.

Year	Interceptions		Yards	Avg.	LG	TD
	No.					
1977 Kansas City	1		6	6.0	6	0
1978 Kansas City	3		21	7.0	10	0
1979 Kansas City	1		28	28.0	28	0
1980 Kansas City	1		0	0.0	0	0
1981 Kansas City	2		30	15.0	25	0
1982 New Orleans	1		14	14.0	14	0
Totals	9		99	11.0	28	0

SAINTS MOST AND LEAST

In 1983, head coach/general manager O. A. (Bum) Phillips and his staff set a club record when he selected only five players in the college draft. Tom Fears and his staff selected 36 players in the 1967 draft for the most selections ever used in the college draft by the Saints.



53 SCOTT PELLUER

Linebacker 3rd Year with Saints
Ht: 6-2 Wt: 215 College: Washington State
Born: April 28, 1959 at Yakima, Washington
Joined Saints: Waivers from Dallas, 1981

PRO: Appeared in 6 games in 1982 . . . got first NFL start at San Francisco 11/28 when Jim Kovach was nursing injury, was vital part of Saints defense that didn't allow the offensively potent 49ers a touchdown until late in the final period . . . was on the inactive list vs. St. Louis 9/12, was unavailable at Dallas 12/19 and vs. Washington 12/26 (flu) . . . good special teams player, sees duty on all Saints special teams units . . . can play both inside and outside linebacker . . . was Dallas' 4th round draft choice in 1981 . . . acquired off waivers by Saints the week before the first regular season game in 1981.

COLLEGE: Four-year starter at outside linebacker for Washington State . . . led team in QB sacks three years . . . national scholar-athlete finalist and was voted most inspirational player by his teammates . . . defensive co-captain senior season . . . earned degree in secondary education with math and science concentrations.

PERSONAL: Attended Interlake High School in Bellevue, Washington . . . played tight end and linebacker . . . served as assistant football coach at Weber State after graduation . . . hopes to become a math and English teacher and high school football coach . . . married in 1983 offseason (Kim) . . . lives in Seattle, Washington.

GAMES STARTED/PLAYED: (1981, 0/16); (1982, 1/6). Totals 1/22.



76 JIM PIETRZAK

Center 4th Year With Saints, 8th in NFL
Ht: 6-5 Wt: 260 College: Eastern Michigan
Born: February 21, 1953 at Hamtramck, Michigan
Joined Saints: Free Agent, 1979


PRO: Can play any position on offensive line . . . handled punt snaps for Saints in 1982 . . . started 5 games at center in 1981 . . . saw action at

center in 1982 . . . was drafted in 6th round by Giants in 1974, played two seasons before missing 1976 on injured reserve (back) . . . with New England, Denver, and back to Giants in 1977 . . . received game ball as defensive tackle in 1975 vs. 49ers when he had two quarterback sacks and blocked a PAT.

COLLEGE: Played center-guard-tackle for three seasons . . . all-America honors by Associated Press, Kodak and Football News . . . played in 1971 Pioneer Bowl . . . lettered in track and wrestling . . . vice-president of Alpha Phi Omega national service fraternity . . . holds degree in marketing research.

PERSONAL: Attended University of Detroit High School . . . established own insurance company in New Baltimore, Michigan . . . has been a track coach at New Baltimore High School in offseason . . . name is pronounced PETER-zak . . . married (Catherine) with son (Jim, Jr. 3/31/78) and daughter (Erin Marie 4/29/81) . . . resides in New Baltimore in offseason.

GAMES STARTED/PLAYED: (1974, 0/14); (1975, 0/14); (1976, inj.); (1977, 0/14); (1978, 0/16); (1979, 0/11); (1980, 2/15); (1981, 5/16); (1982, 0/9). Totals 8/109. Totals with Saints 7/51.



25 JOHNNIE POE

Cornerback 3rd Year With Saints

Ht: 6-1 Wt: 185 College: Missouri

Born: August 29, 1959 at East St. Louis, Missouri

Joined Saints: Draft Choice No. 6b, 1981


PRO: Has started every game he has played in NFL in two seasons . . . confidence builds as he piles up playing time . . . defended 14 passes in 1982 . . . recovered fumble 12/19 at Dallas . . . forced fumble vs. Kansas City 11/21 . . . intercepted one pass in 1981 . . . has missed only one game in career . . . drafted with choice from Tampa Bay for P Tom Blanchard.

COLLEGE: Earned Associated Press all-Big Eight honors in 1980, and honorable mention all-Big Eight from AP in 1979 . . . returned 5 punts for 40 yards in 1980 . . . team captain . . . converted to defensive back in spring of 1978 from wide receiver . . . majored in elementary education.

PERSONAL: Attended Lincoln High School in East St. Louis, Illinois . . .

twice all-district in football and track, lettered in both sports three times . . . married (Sharon) with two daughters (Letresha 10/7/80 and Terrence 2/8/83) . . . full name is Johnnie Edward Poe . . . lives in Kenner.

GAMES STARTED/PLAYED: (1981, 15/15); (1982, 9/9). Totals 24/24.



58 GLEN REDD

Linebacker 2nd Year With Saints

Ht: 6-1 Wt: 225 College: Brigham Young

Born: June 17, 1958 in Ogden Utah

Joined Saints: Draft Choice No. 6c, 1981

PRO: Will attempt to regain starting position in 1983 after suffering a double whammy in 1982—vision problems and a broken arm—that kept him on the injured reserve list for the entire season . . . led team in tackles with over 200 from his inside linebacker position in 1981 . . . started all 16 games as rookie . . . vital cog in defensive machine that in 1981 allowed a team-record low of 3.8 yards per rush and held every running back to under 100 yards . . . drafted with choice from Oakland for DE Joe Campbell.

COLLEGE: Played all linebacker positions at Brigham Young . . . averaged 11 tackles per game throughout his career . . . first-team all-Western Athletic Conference as senior . . . team captain senior season . . . 1980 team leader in tackles with 148 . . . intercepted 5 passes in 1979 . . . two interceptions vs. San Diego State . . . majored in recreation.

PERSONAL: Attended Ogden (Utah) High School . . . played football and baseball . . . born with spondylolisthesis (displacement of the lumbar vertebra), spent freshman offseason in college in brace and under medication, redshirted in 1977 . . . full name is Glen Herrscher Redd . . . single . . . lives in Ogden Utah.

GAMES STARTED/PLAYED: (1981, 16/16); (1982, inj.). Totals 16/16.



38 GEORGE ROGERS

Halfback 3rd Year With Saints
Ht: 6-2 **Wt:** 229 **College:** South Carolina
Born: December 8, 1958 at Duluth, Georgia
Joined Saints: Draft Choice No. 1, 1981

PRO: Despite missing three games with injury, still finished 8th in NFC in rushing with 535 yards on 122 carries, a 4.4-yard average . . . broke Saints record and had NFL's best day in 1982 at Dallas 12/19 when he ran through the Cowboys' vaunted Flex defense for 166 yards and a touchdown on 33 carries . . . 33 carries is also a team record, tied earlier in the year when he gained 123 yards vs. Kansas City 11/21 . . . had 97 yards in 17 carries at San Francisco 11/28 in just over one half of play . . . hamstring injuries were responsible for his absence at Chicago 9/19, vs. Washington 12/26 and vs. Atlanta 1/2 . . . was most prolific rookie runner in NFL history in 1981 when he set a rookie rushing record with 1,674 yards on the ground . . . tied or broke 11 Saints records . . . longest 1981 run of 79 yards vs. Cleveland is team record and NFC's best of 1981 . . . had 9 100-yard-plus games . . . after only two seasons, is already Saints' third leading career rusher . . . voted to Pro Bowl in 1981 and 1982.

COLLEGE: 1980 Heisman Trophy Winner . . . missed only one of 47 career college games . . . 1980 NCAA rushing leader with 1,781 yards and 6.0 average per carry . . . NCAA's fourth-ranked alltime ball carrier with 4,958 yards . . . rushed for 100 or more yards in his final 22 games . . . had three games of over 200 yards . . . ran for over 1,000 yards last three seasons . . . Gamecocks' first consensus all-American, was also first team all-America by AP and NEA as junior . . . jersey number 38 retired . . . majored in general studies.

PERSONAL: Attended Duluth (Georgia) High School . . . his jersey no. 20 retired in 1981 . . . voted high school back of the year in Georgia as junior and senior . . . also participated in basketball and track . . . full name is George Washington Rogers, Jr. . . . married (Lynn) . . . lives in Columbia, South Carolina in offseason.

GAMES STARTED/PLAYED: (1981, 16/16); (1982, 5/6). Totals 21/22.

Year	Rushing					Receiving			
	No.	Yards	Avg.	LG	TD	No.	Yards	LG	TD
1981	378*	1674**	4.4	79*	13*	16	126	25	0
1982	122	535	4.4	38	3	4	21	10	0
Totals	500	2209	4.4	79	16	20	147	25	0

*Saints Records

**NFL record for rookie



41 JIMMY ROGERS

Halfback 4th Year With Saints
Ht: 5-10 **Wt:** 190 **College:** Oklahoma
Born: June 29, 1955 at Earle, Arkansas
Joined Saints: Free Agent, 1979

PRO: Played in all 9 games, started one in 1982 . . . totalled 178 yards on 60 carries on the season . . . started for injured George Rogers vs. Tampa Bay 12/5, rushed 13 times for 35 yards . . . broke 32-yard run 12/19 at Dallas . . . caught 7 passes for 31 yards . . . led Saints in rushing with 366 yards in 1980 . . . had team's only 100-yard day in 1980, gaining 114 at Washington . . . also good kickoff returner, has 1,585 yards in returns for his career . . . returned 41 kickoffs for 940 yards in 1980 . . . 88-yard return vs. Rams was longest return of the year for Saints in 1980.


COLLEGE: Four-year letterman at Oklahoma . . . played with Elvis Peacock, Kenny King, David Overstreet, and Billy Sims . . . once scored three touchdowns in four carries in a game . . . majored in journalism/public relations.

PERSONAL: Attended Forrest City (Arkansas) High School . . . had try-outs with Chicago and Edmonton (CFL) in 1979 . . . spent 1979 on Edmonton's taxi squad . . . married (Rhonda) . . . lives in Metairie.

GAMES STARTED/PLAYED: (1980, 9/16); (1981, 0/15); (1982, 1/9). Totals 10/40.

Year	Rushing					Receiving			
	No.	Yards	Avg.	LG	TD	No.	Yards	LG	TD
1980	80	366	4.6	24	1	27	267	43	2
1981	9	37	4.1	15	0	2	12	9	0
1982	60	178	3.0	32	2	7	31	6	0
Totals	149	581	3.9	32	3	36	310	43	2

Year	No.	Kickoff Returns		
		Yards	LG	TD
1980	41	940	88	0
1981	28	621	44	0
1982	1	24	24	0
Totals	70	1,585	88	0



80 LINDSAY SCOTT
 Wide Receiver 2nd Year With Saints
 Ht: 6-1 Wt: 190 College: Georgia
 Born: December 6, 1960 at Jesup, Georgia
 Joined Saints: Draft Choice No. 1, 1982

PRO: Opened his pro career with 6 catches for 103 yards vs. St. Louis 9/12 ... missed the next game with a pulled hamstring ... started 7 of 8 contests he played in ... had 17 catches for 251 yards on the season ... showed moves and intelligence that, with experience, will make him a solid player ... drafted with one of the choices from San Diego for WR Wes Chandler (Green Bay's no. 1 choice.)

COLLEGE: Four-year starter who earned reputation as big play receiver ... led Georgia in receiving yardage all of his four years ... owns school records for most receptions (131) and most receiving yards (2,098) ... 728 yards (42 catches) was school record ... majored in broadcast journalism.

PERSONAL: Attended Wayne County High School in Jesup, Georgia ... compiled 53 catches for 1,453 yards and 24 TD's in two years, plus 6 TD's on reverses, punt and kickoff returns ... single ... resides in Kenner.

GAMES STARTED/PLAYED: (1982, 7/8).

	No.	Receptions	Yards	LG	TD
Year					
1982	17		251	36	0



54 ED SIMONINI
 Linebacker 2nd Year With Saints, 8th in NFL
 Ht: 6-0 Wt: 206 College: Texas A&M
 Born: February 24, 1955 at Portsmouth, Virginia
 Joined Saints: Free Agent, 1982

PRO: Played in all 9 games with Saints in 1982, primarily as special teamer ... on injured reserve (shoulder) for first 7 games of 1981 season, started one game and re-injured shoulder, on injured reserve for remainder of season ... has three career interceptions ... 6 career fumble recoveries

... drafted in third round by Baltimore in 1976 ... released by Colts in 1982 preseason, picked up by Saints 9/3, the day of the final preseason game.

COLLEGE: Consensus all-America senior year ... also consensus all-Southwest Conference ... named to several all-America teams as sophomore and junior ... majored in ocean engineering.

PERSONAL: Attended Valley High School in Las Vegas, Nevada ... won state high school wrestling championships junior and senior years ... married (Karen) ... lives in Owing Mills, Maryland.

GAMES STARTED/PLAYED: (1976, 0/14); (1977, 14/14); (1978, 16/16); (1979, 10/13); (1980, 16/16); (1981, 1/1); (1982, 0/9). Totals 57/83. Totals with Saints 0/9.



79 CHUCK SLAUGHTER
 Tackle 2nd Year With Saints
 Ht: 6-5 Wt: 260 College: South Carolina
 Born: November 21, 1958 at Conway, South Carolina
 Joined Saints: Draft Choice No. 8, 1982

PRO: Played in one game in 1982 ... was on inactive list first two games of the season ... good learning year ... worked with weights in 1983 offseason, significantly stronger than in his rookie season.

COLLEGE: Blocked for Saints RB George Rogers for two seasons ... started 36 successive games for Gamecocks in three seasons ... majored in education.

PERSONAL: Attended Fort Johnson High School in Charleston, South Carolina ... married (Joy) ... lives in Kenner in offseason.

GAMES STARTED/PLAYED: (1982, 0/1).



16 KEN STABLER

Quarterback 2nd Year With Saints, 14th in NFL
Ht: 6-3 Wt: 210 College: Alabama
Born: December 25, 1945 at Foley, Alabama
Joined Saints: Free Agent, 1982

PRO: Came to Saints as most accurate passer in NFL history with a 60.32% completion rate, upped it to 60.55% with 1982 performance . . . ranks 12th alltime on NFL's passing statistics (77.8) . . . has thrown for 25,611 yards in his career . . . 183 TD's . . . started 8 games for Saints in 1982 . . . threw for 1343 yards and 6 TD's in abbreviated season . . . missed Washington game 12/26 with injuries (elbow, wrist) . . . best day in 1982 was 12/5 vs. Tampa Bay when he completed 29 of 43 passes for 333 yards and a TD . . . played with Houston 1980-81 . . . was drafted in second round in 1968 by Oakland, was on Raiders' taxi squad that season and played for the Spokane Shockers . . . threw first NFL pass in 1970 . . . holds Raiders records for most passes attempted (2281), most passes completed (1489), most passing yards (19,078), most passes for TD (150) and best passing percentage career (59.9) . . . AFC Player of the Year in 1974 when he took the Raiders to the Super Bowl, defeating Minnesota 31-14 for NFL championship . . . was traded to Houston in 1980 for QB Dan Pastorini . . . acquired as free agent by Saints during preseason.

COLLEGE: Named to numerous all-America teams at Alabama . . . was coached by Paul "Bear" Bryant . . . played in Sugar, Orange, and Cotton Bowls . . . led Crimson Tide to perfect 11-0 record and national championship in 1965 . . . also a pitcher on baseball team, was drafted by several major league baseball clubs . . . received degree in physical education.

PERSONAL: Attended Foley (Alabama) High School . . . active in football and baseball . . . travels during offseason . . . has business interests in Houston, Texas and several Alabama cities . . . single . . . lives in Gulf Shores, Alabama in offseason.

GAMES STARTED/PLAYED: (1970, /3); (1971, /14); (1972, /14); (1973, /14); (1974, /14); (1975, /14); (1976, /12); (1977, /13); (1978, /16); (1979, /16); (1980, /16); (1981, /13); (1982, 8/8). Totals /167. Totals with Saints 8/8.

Year	Passing			LG	TD	Int.
	Att.	Comp.	Yards			
1970 (Raiders)	7	2	52	33	0	1
1971 (Raiders)	48	24	268	23	1	4

1972 (Raiders)	74	44	524	22	4	3
1973 (Raiders)	260	163	1997	80	14	10
1974 (Raiders)	310	178	2469	67	26	12
1975 (Raiders)	293	171	2296	53	16	24
1976 (Raiders)	291	194	2737	88	27	17
1977 (Raiders)	294	169	2176	44	20	20
1978 (Raiders)	406	237	2944	49	16	30
1979 (Raiders)	498	307	3615	66	26	22
1980 (Oilers)	454	293	3202	79	15	28
1981 (Oilers)	285	165	1988	48	14	18
1982 (Saints)	189	117	1343	48	6	10
Totals	3409	2064	25,611	88	183	199



89 AUNDRA THOMPSON

Wide Receiver 3rd Year With Saints, 7th in NFL
Ht: 6-1 Wt: 186 College: East Texas State
Born: January 2, 1953 at Dallas, Texas
Joined Saints: Trade with San Diego, 1981

PRO: Played in 9 games, started 2 in 1982 . . . had team's longest reception last year, 48 yards at Chicago 9/19 . . . caught TD pass vs. Tampa Bay 12/5 . . . had 8 catches for 138 yards and TD . . . also returned kickoffs, had 10 for 211 yards . . . blazing speed . . . most productive pro year was 1980 when he caught 40 passes with Green Bay . . . returned kickoff 100 yards for TD vs. Jets in 1979 . . . drafted by Packers in 5th round in 1976 as running back, spent first season on injured reserve . . . switched to wide receiver in 1978, started every game . . . Green Bay traded him to San Diego in 1981, Chargers traded him to Saints one week later as part of Wes Chandler trade.


COLLEGE: NAIA national rushing leader in 1975 with 1,769 yards and 7.1 average . . . third on Lone Star Conference's alltime rushing list with 3,747 yards . . . all-conference and first-team all-America as senior . . . majored in business.

PERSONAL: Attended Berkner High School in Richardson, Texas . . . name is pronounced ON-dray . . . married (Bernadette) with son (Aundra, Jr. 5/17/76) and daughter (Keisaundria 9/28/78) . . . lives in Dallas, Texas in offseason.

GAMES STARTED/PLAYED: (1977, 0/14); (1978, 16/16); (1979, 15/15);

(1980, 15/15); (1981, 0/10); (1982, 2/9). Totals 48/79. Totals with Saints 2/19.

Year	Receiving				Kickoff Returns			
	No.	Yards	LG	TD	No.	Yards	LG	TD
1977 (Packers)	2	12	14	0	4	82	30	0
1978 (Packers)	26	527	57	2	6	124	31	0
1979 (Packers)	25	395	50	3	15	346	100	1
1980 (Packers)	40	609	55	2	15	283	57	0
1981 (G.B., S.D., N.O.)	8	11	25	0	None			
1982 (Saints)	8	138	48	1	10	211	31	0
Totals	109	1792	57	8	50	1046	100	1



42 TOUSSAINT TYLER

Fullback 3rd Year With Saints

Ht: 6-2 Wt: 220 College: Washington

Born: March 19, 1959 at Los Angeles, California

Joined Saints: Draft Choice No. 9, 1981


PRO: Missed 7 games on injured reserve (knee) in 1982 ... finished season with 10 carries for 21 yards, 4 catches for 31 more ... reactivated for the final game of the season, but did not play ... third leading rusher on team in 1981 with 183 yards in 36 carries, a 5.1 average ... also caught 23 passes for 135 yards in 1981 ... played in 15 games in 1981.

COLLEGE: Four-year letterman and three-year starter for Huskies ... fourth leading ground gainer in school history ... played in Hula and Japan Bowls ... majored in communications.

PERSONAL: Attended El Camino High School in Oceanside, California ... high school all-America senior year in football ... lettered four years in football, track and basketball ... full name is Toussaint L'Overture Tyler, named after Pierre Francois Toussaint, revolutionist general who became ruler of Haiti ... pronounced TOO-san ... single ... lives in San Diego, California in offseason.

GAMES STARTED/PLAYED: (1981, 0/15); (1982, 0/2). Totals 0/17.

Year	Rushing				Receiving			
	No.	Yards	Avg.	LG	TD	No.	Yards	LG
1981	36	183	5.1	42	0	23	135	18
1982	10	21	2.1	11	0	4	31	12
Totals	46	204	4.4	42	0	27	166	18



73 FRANK WARREN

Defensive End 3rd Year With Saints

Ht: 6-4 Wt: 275 College: Auburn

Born: September 14, 1959 at Birmingham, Alabama

Joined Saints: Draft Choice No. 3a, 1981

PRO: Played in all 9 games in 1982, started one ... had sack for 7-yard loss at Atlanta 12/12 ... used on passing downs to put pressure on quarterback ... had 3 1/2 sacks for 29 yards in 1981 ... forced two fumbles and recovered one ... has played in every game since coming to Saints.

COLLEGE: AP honorable mention all-America in 1980 ... AP first team all-Southeastern Conference selection ... 60-foot plus shot putter for Auburn track team, second in SEC indoor shot in 1978 ... led team in QB sacks senior season ... majored in distributive education.

PERSONAL: Attended Phillips High School in Birmingham, Alabama ... lettered four times in football and track, twice in basketball and wrestling ... was senior class president ... married (Cathy) with son (Adam, 11/25/75) and daughter (Ebony, 7/14/81) ... lives in Metairie.

GAMES STARTED/PLAYED: (1981, 0/16); (1982, 1/9). Totals 1/25.



49 FRANK WATTELET

Safety 3rd Year With Saints

Ht: 6-0 Wt: 185 College: Kansas

Born: October 25, 1958 at Paola, Kansas

Joined Saints: Free Agent, 1981

PRO: Sophomore season saw him start every game at free safety ... forced fumble at Dallas 12/19 ... hard hits jarred ball loose on several occasions during the year ... first pro start came in second game of 1981, intercepted pass and recovered fumble, Saints beat Rams for first win of season ... started at strong safety vs. Green Bay in 1981 ... also participates on special teams.

COLLEGE: UPI second team all-Big Eight 1979-80 ... academic all-Big

Eight 1978-79-80 . . . three football letters . . . chosen Kansas' outstanding athletic and academic performer 1979-80 . . . pre-dental major.

PERSONAL: Attended Abilene (Kansas) High School . . . lettered four times in football, basketball and track . . . married (Tara) . . . lives in Joplin, Missouri.

GAMES STARTED/PLAYED: (1981, 3/16); (1982, 9/9). Totals 12/25.

Year	Interceptions		TD
	No.	Yards	
1981	3	16	0
1982	None		
Totals	3	16	0



44 DAVE WAYMER

Cornerback 4th Year With Saints
Ht: 6-1 Wt: 195 College: Notre Dame
Born: July 1, 1958 at Brooklyn, New York
Joined Saints: Draft Choice No. 2, 1980

PRO: Started all 9 games in 1982 . . . defended 11 passes . . . recovered a fumble in two consecutive games, vs. Kansas City 11/21 and at San Francisco 11/28 . . . led team in interceptions in 1981 with four . . . forced 2 fumbles in 1981 . . . has defended 43 passes during his career . . . led team in passes defended in 1980 with 18.


COLLEGE: Three-year letterman at Notre Dame . . . played flanker as sophomore, cornerback as junior and senior . . . also returned punts . . . set school record with two interception returns for touchdowns vs. Miami in 1979 . . . played in Gator Bowl, two Cotton Bowls, and Hula Bowl . . . majored in economics.

PERSONAL: Attended West Charlotte (North Carolina) High School. . . involved in a number of west coast investments in offseason, including

Mercedes-Benz dealership . . . married (Sally) . . . lives in Los Angeles, California in offseason.

GAMES STARTED/PLAYED: (1980, 10/16); (1981, 13/16); (1982, 9/9). Totals 32/41.

Year	Interceptions		TD
	No.	Yards	
1980	None		
1981	4	54	0
1982	None		
Totals	4	54	0



94 JIM WILKS

Defensive End 3rd Year With Saints
Ht: 6-5 Wt: 255 College: San Diego State
Born: March 12, 1958 at Los Angeles, California
Joined Saints: Draft Choice No. 12, 1981

PRO: Started 8 games in 1982 at right end . . . had two sacks for 10 yards lost . . . forced fumble vs. Tampa Bay 12/5 . . . batted down pass vs. Kansas City 11/21 . . . missed Chicago game 9/19 with injury (knee) . . . had 3 1/2 sacks for 38 yards in 1981, recovered two fumbles . . . continues to develop as he gains experience.

COLLEGE: Team captain and honorable mention all-Western Athletic Conference selection in 1980 . . . had solid season in 1980 after rash of injuries kept him out of 1979 regular lineup . . . transferred to San Diego State after being named junior college all-America at Pasadena Community College in 1977 . . . majored in business.

PERSONAL: Attended Pasadena (Calif.) High School . . . high school all-America selection in football . . . one of eleven children . . . married (Andre) . . . lives in Kenner.

GAMES STARTED/PLAYED: (1981, 0/16); (1982, 8/8). Totals 8/24.



18 DAVE WILSON

Quarterback 2nd Year With Saints
Ht: 6-3 Wt: 210 College: Illinois
Born: April 27, 1959 at Anaheim, California
Joined Saints: Supplemental Draft Choice No. 1,
1981

PRO: Sat out entire 1982 season after suffering knee injury in opening preseason game and undergoing surgery to repair torn ligaments . . . started four games as rookie in 1981 . . . started at Los Angeles and completed 11 of 19 passes for 182 yards as Saints beat Rams 21-13 . . . threw for 244 yards at Minnesota . . . completed 51.8 percent of his passes in 1981.

COLLEGE: Finished 10th in Heisman Trophy balloting as junior . . . set or tied 32 NCAA, Big Ten and school records in 1980 . . . lost senior eligibility on conference ruling . . . passed for NCAA single-game record of 621 yards vs. Ohio State, and came back for 403 yards vs. Indiana the following week . . . passed for 6 TD's vs. Ohio State . . . honorable mention all-America by both wire services in 1980 . . . transferred to Illinois from Fullerton (Calif.) College following sophomore season . . . majored in applied life sciences.

PERSONAL: Attended Katella High School in Anaheim, Calif. . . grew up four blocks from Anaheim Stadium . . . single . . . lives in Anaheim, Calif. in offseason.

GAMES STARTED/PLAYED: (1981, 4/11); (1982, inj.). Totals 4/11.

Year	Att.	Passing Comp.	Yards	Int.	LG	TD
1981	158	82	1058	11	50	1
1982	Injured					
Totals	158	82	1058	11	50	1

NICKNAMES

Ken Bordelon — "Bordy"
Kenny Duckett — "E.T.", "Duck"
Russell Erxleben — "Texan"
Larry Hardy — "Buster"
Jim Kovach — "Doc"

Jim Pietrzak — "Pete"
Jimmy Rogers — "Wolf"
Ken Stabler — "Snake"
Toussaint Tyler — "Two"
Dennis Winston — "Dirt"



30 WAYNE WILSON

Running Back 5th Year With Saints
Ht: 6-3 Wt: 208 College: Shepherd
Born: September 4, 1957 at Montgomery,
Maryland
Joined Saints: Free Agent, 1979

PRO: Biggest offensive output on squad in 1982 . . . ran for 413 yards, second on team and 13th in NFC, caught 25 passes for 175 yards, second on team, and returned 7 kickoffs for 192 yards . . . played both halfback and fullback as needed, played in 8 games, started 7 . . . filled in for injured George Rogers at Chicago, carried team-record 33 times for 138 yards . . . vs. Atlanta 1/2, again subbed for Rogers and carried 22 times for 83 yards and 3 TD's and caught 11 passes for 89 yards . . . caught TD pass from field goal formation vs. Kansas City 11/21, and returned kickoff 75 yards late in the game, setting up final Saints' TD . . . missed Tampa Bay game 12/5 (hamstring) . . . scored on fake field goal at Cleveland in 1981 . . . 5th in NFC with 23.3 average in kickoff returns . . . had 39-yard and 15-yard TD's called back at Los Angeles in 1981 . . . made squad in 1979 primarily as special teamer . . . drafted in 12th round by O.A. (Bum) Phillips and Houston Oilers in 1979.

COLLEGE: Honorable mention all-America in 1978 . . . jack-of-all trades led Shepherd to two divisional titles in West Virginia Conference . . . four-year starter . . . holds degree in recreation.

PERSONAL: Attended Howard High School in Elliott City, Maryland . . . spent two offseasons as substitute teacher in high school . . . married (Jackie) . . . lives in Columbia, Maryland.

GAMES STARTED/PLAYED: (1979, 0/14); (1980, 7/15); (1981, 0/16); (1982, 7/8). Totals 15/53.

Year	Rushing					Receiving			
	No.	Yards	Avg.	LG	TD	No.	Yards	LG	TD
1979	5	26	5.2	16	0	None			
1980	63	188	3.0	15	1	31	241	42	1
1981	44	137	3.1	12	1	31	384	55	4
1982	103	413	4.0	20	3	25	175	34	2
Totals	215	765	3.6	20	5	87	800	55	7

Year	No.	Kickoff Returns Yards	LG	TD
1979	11	230	31	0
1980	9	159	27	0
1981	31	722	57	0
1982	7	192	75	0
Totals	58	1303	75	0



56 DENNIS WINSTON

Linebacker 2nd Year With Saints, 7th in NFL
Ht: 6-0 **Wt:** 228 **College:** Arkansas
Born: October 25, 1955 at Forrest City, Arkansas
Joined Saints: Trade with Pittsburgh, 1982

PRO: Started every game at right inside linebacker, was voted at season's end Most Valuable Defensive Player by his teammates . . . shared a sack and intercepted a pass at Chicago 9/19 . . . had interception vs. Atlanta 1/2 . . . also recovered a fumble in Atlanta game . . . forced fumble at Dallas 12/19 . . . in 1981, for the Steelers, he started four games at outside linebacker . . . has 9 career fumble recoveries . . . best pro season was 1979 when he started 13 games, including playoffs . . . has received three game balls for performances against Dallas . . . also excellent special teams player, displays unusual aggressiveness . . . Saints gave no. 6 draft choice in 1982 draft to get him.

COLLEGE: Lettered four years at Arkansas . . . started at linebacker and defensive end . . . co-captain his senior year . . . won national lineman of the week honors with 19 solo tackles in game vs. USC . . . twice named Sports Illustrated player of the week . . . played in North-South Shrine game . . . majored in education.

PERSONAL: Attended Robert E. Lee High School in Marianna, Arkansas . . . honored as Arkansas' Pro Athlete of the Year in 1980 . . . nicknamed "Dirt" . . . one of eight children . . . married (Sundra) with daughter (Bianca Turquoise, 4/26/81) . . . lives in Fayetteville, Arkansas.

GAMES STARTED/PLAYED: (1977, 4/13); (1978, 0/16); (1979, 11/16); (1980, 3/14); (1981, 4/14); (1982, 9/9). Totals 31/82. Totals with Saints 9/9.

Year	Interceptions No.	Yards	TD
1977 (Steelers)	2	7	0
1978 (Steelers)	None		
1979 (Steelers)	3	48	1
1980 (Steelers)	None		
1981 (Steelers)	1	1	0
1982 (Saints)	2	-2	0
Totals	8	54	1

SAINTS SUMMER DATEBOOK

- July 14 — All Players report to training Camp in Vero Beach, Florida (Dodgertown)
- July 15 — Player physicals
- July 16 — Complete player physicals
- July 17 — First team practice
- July 23 — Scrimmage vs. Miami Dolphins at Dodgertown
- July 30 — Saints vs. Pittsburgh Steelers in NFL Hall of Fame Game, Canton, Ohio, 1 p.m. Central
- Aug. 6 — Saints at Tampa Bay Buccaneers, 7 p.m. Central
- Aug. 13 — Saints at Miami Dolphins, 7 p.m. Central
- Aug. 16 — Roster reduction to 60 players
- Aug. 20 — Break training camp at Dodgertown, return to New Orleans Saints vs. Houston Oilers at Superdome, 7 p.m.
- Aug. 23 — Roster reduction to 50 players
- Aug. 26 — Touchdown Club Welcome Saints Luncheon, Marriott Hotel, Noon
- Aug. 27 — Saints vs. New York Jets at Superdome, 7 p.m.
- Aug. 29 — Final roster reduction to 45 players; first regular season workout
- Sept. 4 — NFL regular season opener, Saints vs. St. Louis Cardinals at Superdome, Noon



1983 Saints Rookies (Draft Choices)


KORTE

2 — STEVE KORTE, Guard 6-2 270 Arkansas


Power blocker was 38th player selected in draft . . . size, strength and record at Arkansas make him top offensive line prospect . . . strengthens an area of the squad where depth already exists . . . consensus first-team all-America selection who played on Bum Phillips-coached South squad in 1983 Senior Bowl . . . was first-team all-Southwest Conference as junior and senior . . . billed as strongest player in Arkansas history . . . 585-pound bench press, 700-pound squats, 400-pound incline press and 374-pound power clean all Razorback records . . . weightlifting interest has resulted in 56" chest, 35" waist . . . 20½" neck and biceps, 28" thighs . . . clocked at 4.8 in forty . . . strength makes him outstanding drive blocker who set Arkansas record for "domination blocks" with 12 (drive opponent five yards and put him on his back) . . . played right guard on line that helped Razorback running attack average 231.1 yards per game in 1981 and 213 in 1982 . . . redshirted in 1979 after seeing action on JV team as DT in rookie season . . . started opening game in 1980 at guard . . . injured knee in practice following week and sat out remainder of season . . . came back strong and started every game 1981 and 1982 . . . personable, hard-working lineman was team leader and earned Razorback nickname USS Korte . . . all everything at Arapahoe High School in hometown of Littleton, Colo. where he also captained hockey team . . . majored in physical education with sports medicine emphasis . . . born Jan. 15, 1960 at Denver, Colo. . . . married (Sharon) . . . lives in Mandeville.

3a — JOHN TICE, Tight End 6-5 242 Maryland

Tower with power as blocker, speed and hands as receiver . . . 65th player selected . . . led Terrapins in receiving as junior and senior . . . blocking ability is enhanced by experience at center and tackle earlier in college career . . . played for Bum Phillips-coached South squad in 1983 Senior Bowl . . . also appeared in East-West Shrine Game . . . honorable mention all-America by AP and Sporting News . . . caught at least one pass in every game as junior and senior . . . brings to Saints a big-play reputation



TICE



AUSTIN



LEWIS

along with abilities . . . often compared in college to Eric Sievers (Chargers) who he succeeded as Terps tight end . . . switched from center to tight end while redshirting as freshman, 1978 . . . was preseason selection as all-ACC tackle in 1980, but played mostly at tight end . . . named ACC Lineman-of-Week for four-catch, including TD, performance against Duke senior year . . . had 6 catches, including 29-yard TD, in Aloha Bowl vs. Washington . . . brother Mike is TE with Seattle Seahawks . . . John caught five passes from Mike in 17-14 win over North Carolina in 1979 . . . voted by teammates as most valuable senior . . . dean's list student as liberal arts major . . . played center at Central Islip (NY) High School . . . born June 22, 1960 at Bayshore (Long Island), NY . . . single.

	Receiving		Avg.	TD
	No.	Yds.		
1979	11	74	6.7	2
1980	7	126	18.0	0
1981	31	353	11.4	4
1982	34	396	11.6	1
TOTALS	83	949	11.4	7

3b — CLIFF AUSTIN, Halfback 6-0 190 Clemson

Quickness speed and strength make him excellent prospect to add depth to Saints backfield . . . 66th player selected . . . led Clemson in rushing as junior and senior . . . tied with Kelvin Bryant senior year as second leading rusher in ACC and 11th in nation with 1,064 yards . . . 14 TD's rushing senior year helped him gain honorable mention all-America recognition by Football News . . . piled up stats despite missing two games, one with illness, the other because of death in family . . . had 260 yards on 27 carries against Duke . . . earned all-ACC honors and played in Blue-Gray and Senior Bowl games . . . 824 yards junior year led Tiger rushers in national championship season . . . led team junior year in touchdowns and scoring . . . tied for ACC lead in rushing touchdowns junior year with 9 . . . redshirted in 1979 after knee injury in spring game . . . came back and played in 10 games in 1980 before becoming starter in final two seasons . . . majored in administrative management . . . rushed for 1,668 yards as

junior at Avondale (Ga.) High School . . . averaged over 100 yards per game senior year . . . born March 2, 1960 at Atlanta, Ga.

	Rushing			
	Att.	Yds.	Avg.	TD's
1978	37	179	4.8	4
1979	did not play			
1980	26	72	2.8	0
1981	156	824	5.1	9
1982	197	1,064	5.4	14
TOTALS	416	2,139	5.1	27

4 — GARY LEWIS, Nose Tackle 6-3 260 Oklahoma State

Quick lineman with exceptional strength was QB sack and tackle-for-loss leader on Cowboys defense last two seasons . . . 98th player selected . . . all-America by AP last year and all-Big Eight by both wire services the last two years . . . started last two and a half years with some duty at defensive end . . . alternated between two positions often in 1982 to disrupt double-team efforts . . . selected to Blue-Gray and Senior Bowl squads . . . led team as senior in tackles-for-loss with 16 for minus-100 yards and QB sacks with 13 for minus-95 . . . posted four double-digit tackle games . . . during last three seasons averaged 13.3 tackles-for-losses and 10 QB sacks per season . . . was 217 pounds when he enrolled as freshman . . . majored in business . . . lettered four times as offensive and defensive lineman at Millwood (Okla.) High School where he also started on state championship basketball teams in 1978 and 1979 . . . born Jan. 14, 1961 at Oklahoma City.

8 — DAVID GREENWOOD, Safety 6-2 206 Wisconsin

Exceptional athlete drafted as a "future" . . . not available for 1983 season . . . 209th player selected . . . currently under contract to Michigan Panthers with three years remaining on agreement . . . started at strong safety most of his four years with Badgers . . . honorable mention all-America by AP . . . noted as hard hitter with 10 interceptions in college career . . . decathlete with 7-0 high jump and 14-3 pole vault to his credit . . . majored in physical education . . . attended Park Falls (Wis.) High School where he won state track titles in six events . . . born March 25, 1960 at Park Falls.

Saints 1983 Training Camp Depth Chart

—Veterans and Draft Choices*—(Based on final game 1982)

OFFENSE

WR—80 Lindsay Scott, 89 Aundra Thompson, 88 Eugene Goodlow
LT—64 Dave Lafary, 72 Leon Gray
LG—63 Brad Edelman, 78 Kelvin Clark
C—62 John Hill, 76 Jim Pietrzak
RG—66 Louis Oubre, **60 Steve Korte**
RT—67 Stan Brock, 79 Chuck Slaughter
TE—85 Hoby Brenner, 87 Larry Hardy, **82 John Tice**
WR—86 Jeff Groth, 83 Kenny Duckett, 84 Rich Mauti
QB—16 Ken Stabler, 18 Dave Wilson, 19 Guido Merkens
HB—38 George Rogers, 41 Jimmy Rogers, 30 Wayne Wilson, **47 Cliff Austin**
FB—30 Wayne Wilson, 46 Hokie Gajan, 24 Marvin Lewis, 42 Toussaint Tyler

DEFENSE

LE—75 Bruce Clark, 98 Reggie Lewis
NT—74 Derland Moore, 99 Tony Elliott, **93 Gary Lewis**
RE—94 Jim Wilks, 73 Frank Warren
LOLB—57 Rickey Jackson, 51 Whitney Paul
LILB—52 Jim Kovach, 53 Scott Pelluer
RILB—56 Dennis Winston, 54 Ed Simonini, 58 Glen Redd
ROLB—55 Rob Nairne, 50 Ken Bordelon
LCB—44 Dave Waymer, 33 Kevin Gray
RCB—25 Johnnie Poe, 29 Rodney Lewis
SS—20 Russell Gary, 28 Bill Hurley
FS—49 Frank Wattlelet, 21 John Krimm

SPECIALISTS

P—14 Russell Erxleben, 7 Morten Andersen
K—7 Morten Andersen, 14 Russell Erxleben
PK—7 Morten Andersen, 14 Russell Erxleben
H—19 Guido Merkens
PC—76 Jim Pietrzak, 62 John Hill, 63 Brad Edelman
KC—76 Jim Pietrzak, 62 John Hill, 63 Brad Edelman
PR—86 Jeff Groth, 84 Rich Mauti
KR—89 Aundra Thompson, 84 Rich Mauti, 30 Wayne Wilson

*—1983 Draft Choices in Bold Type

Saints 1983 Veterans Roster


No.	Name	Pos.	Ht.	Wt.	NFL Exp.	Birthday	College	Games in '80
7	Andersen, Morten	K	6-2	190	2	8/19/60	Michigan State	8
50	Bordelon, Ken	LB	6-4	226	7	8/26/54	Louisiana State	9
85	Brenner, Hoby	TE	6-4	240	3	6/ 2/59	USC	8
67	Brock, Stan	T	6-6	285	4	6/ 8/58	Colorado	9
75	Clark, Bruce	DE	6-3	250	2	3/31/58	Penn State	9
78	Clark, Kelvin	G	6-3	265	3	1/30/56	Nebraska	9
83	Duckett, Kenny	WR	6-0	187	2	10/ 1/59	Wake Forest	7
63	Edelman, Brad	G	6-6	255	2	9/ 3/60	Missouri	9
99	Elliott, Tony	DT	6-2	247	2	4/23/59	N. Texas State	9
14	Erleben, Russell	P	6-4	219	4	1/13/57	Texas	9
46	Gajan, Hokie	FB	5-11	211	2	9/ 6/59	Louisiana State	9
20	Gary, Russell	SS	5-11	195	3	7/31/59	Nebraska	9
33	Gray, Kevin	DB	5-11	179	2	9/11/57	Eastern Illinois	8
72	Gray, Leon	T	6-3	258	11	11/15/51	Jackson State	7
86	Groth, Jeff	WR	5-10	172	5	7/ 2/57	Bowling Green	9
87	Hardy, Larry	TE	6-3	230	6	7/ 9/56	Jackson State	9
62	Hill, John	C	6-2	246	12	4/16/50	Lehigh	9
28	Hurley, Bill	SS	5-11	195	2	5/16/57	Syracuse	9
57	Jackson, Rickey	LB	6-2	230	3	3/20/58	Pittsburgh	9
52	Kovach, Jim	LB	6-2	225	5	5/ 1/56	Kentucky	8
21	Krimm, John	FS	6-2	190	2	5/30/60	Notre Dame	9
64	Lafary, Dave	T	6-7	275	7	1/13/55	Purdue	9
98	Lewis, Reggie	DE	6-2	248	2	1/20/54	San Diego State	9
29	Lewis, Rodney	CB	5-11	190	2	4/ 2/59	Nebraska	9
84	Mauti, Rich	WR	6-0	190	6	5/25/54	Penn State	9
19	Merkens, Guido	QB	6-1	195	6	8/14/55	San Houston State	9
74	Moore, Derland	DT	6-4	253	11	10/ 7/51	Oklahoma	9
55	Nairne, Rob	LB	6-4	227	7	3/24/54	Oregon State	9
66	Oubre, Louis	G	6-4	262	2	5/15/58	Oklahoma	9
51	Paul, Whitney	LB	6-3	220	8	10/ 8/55	Colorado	9
53	Pelluer, Scott	LB	6-2	215	3	4/28/59	Washington State	6
76	Pietrzak, Jim	C	6-5	260	9	2/21/53	Eastern Michigan	9
25	Poe, Johnnie	CB	6-1	185	3	8/29/59	Missouri	9
58	Redd, Glen	LB	6-1	225	2	6/17/58	Brigham Young	0
38	Rogers, George	HB	6-2	229	3	12/ 8/58	South Carolina	6
41	Rogers, Jimmy	HB	5-10	190	4	6/29/55	Oklahoma	9
80	Scott, Lindsay	WR	6-1	190	2	12/ 6/60	Georgia	8
54	Simonini, Ed	LB	6-0	206	8	2/24/55	Texas A&M	9
79	Slaughter, Chuck	T	6-5	260	2	11/21/58	South Carolina	1
16	Stabler, Ken	QB	6-3	210	14	12/25/45	Alabama	8
89	Thompson, Aundra	WR	6-1	186	7	1/ 2/53	East Texas State	9
42	Tyler, Toussaint	FB	6-2	220	3	3/19/59	Washington	2
73	Warren, Frank	DE	6-4	275	3	9/14/59	Auburn	9
49	Wattelet, Frank	FS	6-0	185	3	10/25/58	Kansas	9
44	Waymer, Dave	CB	6-1	195	4	7/ 1/58	Notre Dame	9
94	Wilks, Jim	DE	6-5	252	3	3/12/58	San Diego State	8
18	Wilson, Dave	QB	6-3	210	2	4/27/59	Illinois	0
30	Wilson, Wayne	FB	6-3	208	5	9/ 4/57	Shepherd	8
56	Winston, Dennis	LB	6-0	228	7	10/25/55	Arkansas	9

Saints 1983 Numerical Roster

7	Morten Andersen, K								
10	Mike McKay, QB								
14	Russell Erleben, P								
16	Ken Stabler, QB								
18	Dave Wilson, QB								
19	Guido Merkens, QB								
20	Russell Gary, SS								
21	John Krimm, FS								
22	Marvin Dumas, WR								
23	Tyrone Young, WR								
24	Marvin Lewis, FB								
25	Johnnie Poe, CB								
26	Robert Hicks, WR								
28	Bill Hurley, SS								
29	Rodney Lewis, CB								
30	Wayne Wilson, FB								
33	Kevin Gray, DB								
34	Bobby Johnson, DB								
35	Tony McNeely, DB								
38	George Rogers, HB								
41	Jimmy Rogers, HB								
42	Toussaint Tyler, FB								
44	Dave Waymer, CB								
46	Hokie Gajan, FB								
47	Cliff Austin, RB								
48	John Picolo, FS								
49	Frank Wattelet, FS								
50	Ken Bordelon, LB								
51	Whitney Paul, LB								
52	Jim Kovach, LB								
53	Scott Pelluer, LB								
54	Ed Simonini, LB								
55	Rob Nairne, LB								
56	Dennis Winston, LB								
57	Rickey Jackson, LB								
58	Glen Redd, LB								
59	Chris Martin, LB								
60	Steve Korte, G								
62	John Hill, C								
63	Brad Edelman, G								
64	Dave Lafary, T								
66	Louis Oubre, G								
67	Stan Brock, T								
69	Calvin Close, G								
72	Leon Gray, T								
73	Frank Warren, DE								
74	Derland Moore, DT								
75	Bruce Clark, DE								
76	Jim Pietrzak, C								
78	Kevin Clark, G								
79	Chuck Slaughter, T								
80	Lindsay Scott, WR								
82	John Tice, TE								
83	Kenny Duckett, WR								
84	Rich Mauti, WR								
85	Hoby Brenner, TE								
86	Jeff Groth, WR								
87	Larry Hardy, TE								
88	Eugene Goodlow, WR								
89	Aundra Thompson, WR								
92	James Black, DE								
93	Gary Lewis, NT								
94	Jim Wilks, DE								
98	Reggie Lewis, DE								
99	Tony Elliott, DT								

Saints First-Year Roster

No.	Name	Pos.	Ht.	Wt.	Born	College	How Acq.
47	Austin, Cliff	RB					
92	Black, James	DE	6-0	190	3/ 2/60	Clemson	D3b
69	Close, Calvin	G	6-4	248	11/ 4/56	South Carolina	FA
22	Dumas, Marvin	WR	6-3	254	11/ 6/57	Brigham Young	FA
88	Goodlow, Eugene	WR	5-11	182	2/21/60	Nicholls State	FA
26	Hicks, Robert	WR	6-2	190	12/19/58	Kansas State	D3a (82)
34	Johnson, Bobby	DB	6-0	160	8/ 1/58	Southeast La.	FA
60	Korte, Steve	G	6-0	191	9/ 1/60	Texas	FA
93	Lewis, Gary	NT	6-2	270	1/15/60	Arkansas	FA
24	Lewis, Marvin	FB	6-3	260	1/14/61	Oklahoma State	D2
59	Martin, Chris	LB	6-3	208	1/15/60	Tulane	D4
10	McKay, Mike	QB	6-2	232	12/19/60	Auburn	D6 (82)
35	McNeely, Tony	DB	6-2	190	6/28/61	Tulane	FA
48	Picolo, John	FS	6-1	195	5/25/60	Kansas	FA
82	Tice, John	TE	5-11	185	5/ 7/60	Evangel (Mo.)	FA
23	Young, Tyrone	WR	6-6	242	6/22/60	Maryland	D3a
				190	4/29/60	Florida	FA



"Our team is very
health conscious.
We have to be.
That's why we drink
Kentwood Spring Water."

—O.A. "Bum" Phillips

Part of winning is paying attention to details. Kentwood 100% Natural Spring Water is the only water I want my players drinking out on the field and in the locker room. It's one more healthful advantage for our side. So naturally my team drinks Kentwood.

My family drinks it at home, too. It's a natural.

For Home and
Office Delivery
Call: 821-3333



KENTWOOD

Drinking Water
of the New Orleans
Saints

OTHER SAINTS FOR 1983

JAMES BLACK, Defensive End, South Carolina State . . . 6-4, 248 . . . born 11/4/56 at Xenia, Ohio . . . attended Gary West High School in Gary, Indiana . . . single . . . went to camp with Kansas City in 1981-82 . . . also went to camp with Toronto of CFL in 1981 . . . joined Saints as free agent, 1983.

CLIFF BROWN, Kicker, Natal Technical College . . . 6-2, 185 . . . born 10/18/56 at Durban, South Africa . . . attended Glenwood High School in Durban . . . single . . . played wing on rugby team that competed in South African national championship game . . . joined Saints as free agent 1983 . . . discovered in South African national kicking contest.

CALVIN CLOSE, Guard, Brigham Young . . . 6-3, 254 . . . born 11/6/57 at Oxnard, California . . . attended Adolfo Camarillo High School in Oxnard . . . single . . . joined Saints as free agent, 1982 . . . sat out 1982 season on Saints' injured reserve list.

MARVIN DUMAS, Wide Receiver, Nicholls State . . . 5-11, 182 . . . born 2/21/60 at Vacherie, Louisiana . . . attended St. James (La.) High School . . . married (Cynthia) . . . joined Saints as free agent, 1982, . . . spent 1982 season on Saints' injured reserve list.

EUGENE GOODLOW, Wide Receiver, Kansas State . . . 6-2, 190 . . . born 12/19/58 at St. Louis, Missouri . . . attended McQuaid Jesuit High School in Rochester, New York . . . single . . . was Saints' second selection in the third round of the 1982 draft, signed with team in 1983 . . . spent 1980-83 with Winnipeg Blue Bombers of CFL . . . caught 100 passes to lead CFL in catches in 1982 . . . left Kansas State after sophomore season, became eligible for NFL draft in 1982 when Saints selected him.

ROBERT HICKS, Wide Receiver, Southeastern Louisiana . . . 5-8, 160 . . . born 8/1/58 at Gulfport, Mississippi . . . attended Gulfport East High School in Gulfport . . . single . . . joined Saints as free agent, 1983.

BOBBY JOHNSON, Defensive Back, Texas . . . 6-0, 191 . . . born

9/1/60 at LaGrange, Texas . . . attended LaGrange High School . . . single . . . joined Saints as free agent, 1983.

GREG KNAFELC, Quarterback, Notre Dame, 6-4, 220 . . . born 2/20/59 at Green Bay, Wisconsin . . . attended Premptre High School in Green Bay . . . married . . . went to camp with Saints in 1982 . . . also has training camp experience with Green Bay Packers and Toronto (CFL) in 1981 . . . joined Saints as free agent.

MARVIN LEWIS, Fullback, Tulane . . . 6-3, 208 . . . born 1/15/60 at Texarkana, Texas . . . attended Liberty Eylau High School in Texarkana, Texas . . . single . . . was drafted in sixth round of 1982 draft by Saints . . . active for two games in 1982 . . . spent rest of season on Saints' injured reserve list.

CHRIS MARTIN, Linebacker, Auburn . . . 6-2, 232 . . . born 12/19/60 at Huntsville, Alabama . . . attended Johnson High School in Huntsville . . . single . . . joined Saints as free agent, 1983.

TONY McNEELY, Defensive Back, Kansas . . . 6-1, 195 . . . born 5/25/60 at Memphis, Tennessee . . . attended Sumner High School in Kansas City, Missouri . . . single . . . went to camp with Atlanta in 1982 . . . joined Saints as free agent, 1983.

MIKE McKAY, Quarterback, Tulane . . . 6-2, 190 . . . born 6/28/61 at Santa Monica, California . . . attended Culver City (Calif.) High School . . . single . . . joined Saints as free agent, 1983.

JOHN PICOLO, Defensive Back, Evangel College (Missouri) . . . 5-11, 185 . . . born 5/7/60 at New Orleans, Louisiana . . . attended John Curtis High School in River Ridge, Louisiana . . . married (Bronwyn) . . . joined Saints as free agent, 1983.

TYRONE YOUNG, Wide Receiver, Florida . . . 6-6, 190 . . . born 4/29/60 at Ocala, Florida . . . attended Ocala (Fla.) Forest High School . . . single . . . joined Saints as free agent, 1983.

HOW THE SAINTS WERE BUILT

(Final Roster of 1982 Season)

Year	Draft (29)	Trade (8)	Free Agents (11)
1973 4-8-2 4th NFC West	Derland Moore, DT (2)		
1975 2-12 4th NFC West		Ken Bordelon, LB (From L.A.)	
1976 4-10 3rd Tie NFC West			Rich Mauti, WR
1977 3-11 4th NFC West	Dave Lafary, T (5a)		
1978 7-9 3rd NFC West	Larry Hardy, TE (12)		
1979 8-8 2nd NFC West	Russell Erxleben, P (1) Jim Kovach, LB (4)		Jim Pietrzak, C Wayne Wilson, RB
1980 1-15 4th NFC West	Stan Brock, T (1) Dave Waymer, CB (2)		Jimmy Rogers, RB
1981 4-12 4th NFC West	George Rogers, RB (1) *Dave Wilson, QB (1 Supp.) Russell Gary, SS (2a) Rickey Jackson, LB (2b) Frank Warren, DE (3a) Hoby Brenner, TE (3b) Louis Oubre, G (5a) Johnnie Poe, CB (6b) *Glen Redd, LB (6c) Toussaint Tyler, RB (9) Hokie Gajan, RB (10) Jim Wilks, DE (12)	Rob Nairne, LB (From Denver) Aundra Thompson (From San Diego)	Jeff Groth, WR Frank Wattelet, FS
1982 4-5 2nd NFC West	Lindsay Scott, WR (1) Brad Edelman, G (2) Rodney Lewis, CB (3a) Eugene Goodlow, WR (3b) (Signed 1983) Kenny Duckett, WR (3c) John Krimm, FS (3d) Morten Andersen, K (4) Tony Elliott, DT (5) Marvin Lewis, RB (6) Chuck Slaughter, T (8)	Bruce Clark, DE (From Green Bay) Kelvin Clark, G (From Denver) Leon Gray, T (From Houston) Whitney Paul, LB (From Kansas City) Dennis Winston, LB (From Pittsburgh)	Kevin Gray, CB Reggie Lewis, DE Ed Simonini, LB Ken Stabler, QB

Waivers (4) — John Hill, C, from N.Y. Giants, 1975; Guido Merkens, QB, from Houston, 1980; Bill Hurley, SS, from Pittsburgh, 1981; Scott Pelluer, LB, from Dallas, 1981.

*Inactive in 1982

Game-By-Game Review, 1982

Cardinals 21, Saints 7

Sept. 12 at Superdome (58,763)

"It was definitely not a happy occasion," said O.A. "Bum" Phillips after the Saints provided the Cardinals opportunities to cash in on mistakes for two short touchdown drives. An interception thrown by Archie Manning started a 13-yard drive for a TD, and a Wayne Wilson fumble started a 42-yard Cardinals march in the fourth quarter. New Orleans' only score came with less than two minutes to play on a Stabler to Kenny Duckett 23-yard pass. "Our defense played extremely well, but we were our own worst enemy," said Phillips. St. Louis could manage only 150 total yards, 54 in the air, as the Saints defense tallied six sacks against Neil Lomax. RB George Rogers ran for 65 yards in 11 carries, but sat out the entire second half with a pulled hamstring. WR Lindsay Scott, the Saints' first-round draft choice in 1982, caught six passes for 103 yards. Rookie kicker Morten Andersen suffered a sprained ankle on the game's first play.

St. Louis 7 0 7 7—21
New Orleans 0 0 0 7—7

SCORING

St.L.—Morris 1 run (O'Donoghue kick)
St.L.—Anderson 5 run (O'Donoghue kick)
St.L.—Tilley 12 pass from Lomax (O'Donoghue kick)
N.O.—Duckett 23 pass from Stabler (Erxleben kick)

TEAM STATISTICS

	St. Louis	New Orleans
First Downs.....	15	16
Rushes-Yards.....	37-96	24-107
Passing Yards.....	54	183
Return Yards.....	137	129
Passes.....	10-18-0	20-34-2
Punts.....	8-44-8	6-47-2
Fumbles-Lost.....	3-1	2-2
Penalties-Yards.....	5-56	9-75

RUSHING

St. Louis—Anderson 22-62, 1 TD; Morris 8-35, 1 TD; Lomax 5-7; Mitchell 1-2; R. Green 1-10.
New Orleans—G. Rogers 11-65; W. Wilson 7-35; J. Rogers 3-5; Groth 1-1; Tyler 1-1; Stabler 1-0.

PASSING

St. Louis—Lomax 10-18-0, 92, 1 TD.
New Orleans—Stabler 19-27-0, 221, 1 TD; Manning 1-7-2, 3.

RECEIVING

St. Louis—Tilley 4-26, 1 TD; Marsh 2-31; R. Green 2-9; Mitchell 1-22; Gray, 1-4.
New Orleans—L. Scott 6-103; Tyler 4-31; Brenner 3-19; Duckett 2-36, 1 TD; W. Wilson 2-14; G. Rogers 1-10; Groth 1-8; J. Rogers 1-3.

Saints 10, Bears 0

Sept. 19 at Soldier Field (56,600)

Wayne Wilson made the best of an opportunity to shine by rushing for 138 yards in a team record 33 carries as the Saints played near-perfect ball control offense. Wilson lined up in the single-back offense because of the unavailability of George Rogers, who was nursing a pulled hamstring. Ken Stabler, complementing the running game, hit on 11 of 17 passes for 147 yards, and led the team downfield for a TD in the Saints' first possession. That drive was culminated by a 10-yard Stabler scoring toss to tight end Larry Hardy. Kicker Toni Fritsch, acquired to replace injured Morten Andersen, kicked a 40-yard field goal in the third quarter to complete the scoring. Defense had another spectacular day, as the Bears could manage only one first down in the first half, and had 183 total yards on the day. Bears' superback Walter Payton was held to 20 yards in eight carries. Chicago quarterbacks were victims of five sacks and three interceptions as the Saints registered their first shutout of an opponent since October 10, 1976, and their first road shutout ever. Viewing the game and the possible upcoming strike, Phillips said, "I was real pleased with the character this football team showed with all the talk about the strike. They didn't worry about tomorrow. They played today."

New Orleans 7 0 3 0—10
Chicago 0 0 0 0—0

SCORING

N.O.—Hardy 10 pass from Stabler (Fritsch kick)
N.O.—Fritsch 40 field goal

TEAM STATISTICS

	New Orleans	Chicago
First Downs.....	17	13
Rushes-Yards.....	53-182	16-48
Passing Yards.....	135	135
Return Yards.....	50	66
Passes.....	11-17-1	17-35-3
Punts.....	8-43-6	9-39-1
Fumbles-Lost.....	1-0	1-0
Penalties-Yards.....	8-60	4-25

RUSHING

New Orleans—Wilson, 33-138; J. Rogers 10-20; Tyler 9-20; Gajan 1-4.
Chicago—Suhey 6-27; Payton 8-20; McMahon 1-4; Moorehead 1-3.

PASSING

New Orleans—Stabler 11-17-1, 147, 1 TD.
Chicago—McMahon 12-22-1, 131; Avellini, 3-9-0, 33; Evans 2-4-2, 16.

RECEIVING

New Orleans—Thompson 3-74; Groth 2-27; Hardy 2-10, 1 TD; Wilson 2-1; Duckett 1-31; Brenner 1-4.

Saints 27, Chiefs 17

Nov. 21 at Superdome (39,341)

Defense set the tempo of the game with two QB sacks in the first three plays of the game, and offense and special teams kept the pace lively. Ken Stabler handed to George Rogers eight times in an 11-play drive that ended with a Toni Fritsch field goal. After a Bill Hurley interception, special teams went to the scoreboard again on a 15-yard pass from Guido Merkens to Wayne Wilson on a fake field goal. With the score 10-7, Stabler opened the second half with another long drive, 88 yards, culminated with a one-yard Rogers TD plunge. After a Kansas City tally made the score 17-14, Wayne Wilson gathered in the following kickoff and returned it 75 yards to the Chiefs 18-yard line. Stabler hit Jeff Groth with a scoring pass four plays later. When the Chiefs cut the deficit to 24-17, Stabler handed off to Rogers nine times on a time-consuming, 12-play drive that ended with a Fritsch field goal with 19 seconds left in the game. Rogers finished the day with 123 yards on 33 carries. Stabler completed 13 of 18 passes for 129 yards, and was not sacked all day. "We really played well when we had to," said Phillips. "That last drive was spectacular. We looked like we played week-to-week right through the strike."

New Orleans 10 0 7 10—27
Kansas City 0 7 0 10—17

SCORING

N.O.—Fritsch 19 field goal
N.O.—Wilson 15 pass from Merkens (Fritsch kick)
K.C.—Marshall 44 pass from Kenney (Lowery kick)
N.O.—G. Rogers 1 run (Fritsch kick)
K.C.—Dixon 13 pass from Fuller (Lowery kick)
N.O.—Groth 6 pass from Stabler (Fritsch kick)
K.C.—Lowery 35 field goal
N.O.—Fritsch 42 field goal

TEAM STATISTICS

Kansas City	New Orleans
First Downs..... 14	21
Rushes-Yards..... 19-94	44-129
Passing Yards..... 192	144
Return Yards..... 105	169
Passes..... 15-25-1	14-19-1
Punts..... 2-41.5	3-40
Fumbles-Lost..... 2-1	0-0
Penalties-Yards..... 3-20	5-35

RUSHING

Kansas City—Delaney 11-81; Jackson 6-18; Fuller 1-5; Studdard 1-0.
New Orleans—G. Rogers 33-123, 1 TD; Wilson 6-16; J. Rogers 3-12; Gajan 1-2; L. Scott 1-4.

PASSING

Kansas City—Fuller, 9-14-0, 117, 1 TD; Kenney, 6-11-1, 114, 1 TD.
New Orleans—Stabler 13-18-1, 129, 1 TD; Merkens, 1-1-0, 15, 1 TD

RECEIVING

Kansas City—J.T. Smith 6-101; Marshall 3-68, 1 TD; Dixon, 3-27, 1 TD; Delaney 2-15; Carson 1-20.
New Orleans—Groth 4-68, 1 TD; Wilson 3-24, 1 TD; L. Scott 2-19; Brenner 2-17; Hardy 2-7; Thompson 1-9.

Saints 23, 49ers 20

Nov. 28 at Candlestick Park (51,611)

Ken Stabler led the Saints on a 99-yard drive in the first quarter to gain a lead they never relinquished. Stabler's pass to Wayne Wilson from 10 yards out capped the 14-play drive that consumed 7:46 of the game clock. The league-leading Saints defense swarmed the 49ers' potent offense, leaving them without a touchdown until the final two minutes of the game. Linebacker Rickey Jackson intercepted a Montana pass and returned it 32 yards to set up a Jimmy Rogers touchdown run. George Rogers ran for 97 yards, and missed most of the second half with a bruised shoulder. But the key was Stabler, who completed 11 of 20 passes for 154 yards in a driving rain and was not sacked for the second consecutive week. "Stabler is the guy giving us leadership," said Wayne Wilson. "He keeps our defense fresh and rested with long drives," said nose tackle Derland Moore. Phillips concurred, "We kept the ball away from them, and when they got it, our defense did a good job. Stabler was magnificent."

New Orleans 7 6 10 0—23
San Francisco 0 6 0 14—20

SCORING

N.O.—Wilson 10 pass from Stabler (Fritsch kick)
S.F.—Wersching 40 field goal
N.O.—J. Rogers 2 run (kick failed)
S.F.—Wersching 45 field goal
N.O.—Fritsch 27 field goal
N.O.—G. Rogers 1 run (Fritsch kick)
S.F.—Moore 12 pass from Montana (Wersching kick)
S.F.—Francis 17 pass from Montana (Wersching kick)

TEAM STATISTICS

New Orleans	San Francisco
First Downs..... 17	21
Rushes-Yards..... 45-170	16-55
Passing Yards..... 154	321
Return Yards..... 73	90
Passes..... 11-20-1	27-42-1
Punts..... 6-38.7	5-38.2
Fumbles-Lost..... 1-0	4-2
Penalties-Yards..... 7-44	6-35

RUSHING

New Orleans—G. Rogers 17-97, 1 TD; J. Rogers 14-49, 1 TD; Wilson 8-25; Gajan 4-3; Stabler 2-4.
San Francisco—Moore 8-23; Montana 3-17; Cooper 5-15.

PASSING

New Orleans—Stabler 11-20-1, 154, 1 TD
San Francisco—Montana 27-42-1, 334, 2 TD

RECEIVING

New Orleans—Wilson 3-53, 1 TD; Brenner 3-49; Groth 2-24; Duckett 1-20; J. Rogers 1-6; G. Rogers 1-2.
San Francisco—Clark 6-90; Cooper 6-68; Moore 4-65, 1 TD; Francis 4-33, 1 TD; Young 3-32; Solomon 3-46.

Buccaneers 13, Saints 10

Dec. 5 at Superdome (61,709)

With top rushers George Rogers and Wayne Wilson nursing injuries, Ken Stabler went to the air effectively against the NFL's stingiest defense. Stabler used nine different receivers as he completed 29 of 43 passes for 333 yards. Jeff Groth caught nine passes for 95 yards. Despite the potent offensive output, New Orleans turned the ball over three times deep in Tampa Bay territory to thwart scoring opportunities. Wilson was unable to play, and Rogers appeared only briefly in the game. The Saints led in almost every offensive category, including total yardage 380-271, and time of possession, 33 minutes to 27. In the final minute of play, tight end Larry Hardy was flagged on a questionable pass interference call on the Tampa Bay 10-yard line. Stabler was sacked two plays later, and Morten Andersen's 60-yard field goal attempt to tie the game was long enough, but a foot to the right of the goalposts. "We had very few mistakes in the first four games, but a couple of fumbles put us in a hole," said Phillips. "I thought it was going to be a 15-rounder and it was, right down to the bell."

Tampa Bay 0 3 10 0—13
New Orleans 7 0 3 0—10

SCORING

N.O.—Thompson 14 pass from Stabler (Fritsch kick)
T.B.—Capece 29 field goal
T.B.—House 34 pass from Williams (Capece kick)
N.O.—Andersen 45 field goal
T.B.—Capece 50 field goal

TEAM STATISTICS

Tampa Bay	New Orleans
First Downs..... 14	25
Rushes-Yards..... 27-93	27-69
Passing Yards..... 178	311
Return Yards..... 5	113
Passes..... 15-24-0	29-43-0
Punts..... 6-39.7	2-51.5
Fumbles-Lost..... 1-0	4-3
Penalties-Yards..... 5-54	7-65

RUSHING

Tampa Bay—Owens 12-46; Wilder 13-35; Williams 2-12.
New Orleans—J. Rogers 13-35; G. Rogers 13-32; Gajan 1-2.

PASSING

Tampa Bay—Williams 15-24-0, 192, 1 TD.
New Orleans—29-43-0, 333, 1 TD.

RECEIVING

Tampa Bay—House 4-70, 1 TD; Wilder 3-30; Giles 3-23; Jones 2-28; T. Bell 1-24; Carter 1-12; Owens 1-5.
New Orleans—Groth 9-95; Brenner 6-73; Duckett 4-71; Hardy 3-19; L. Scott 2-43; Gajan 2-12; Thompson 1-14, 1 TD; G. Rogers 1-4; Holmes 1-2.

Falcons 35, Saints 0

Dec. 12 at Atlanta-Fulton County Stadium (39,535)

A tight Saints team, a cold day and the hot Falcons combined to make December 12 the low point of New Orleans' 1982 season. The Saints could not get anything going offensively throughout the day. Stabler hit on only eight 19 passes for 56 yards before leaving the game at the end of the third quarter with bruised ribs. He suffered five sacks, three interceptions, and fumbled twice. George Rogers rushed for 52 yards in 15 carries as the Saints ground game was held to 70 yards, and yielded only 91 total yards to Atlanta's defense. The Falcons rushed for 189 yards, the most yards given up on the ground by a Saints defensive unit since 1980. "We did not play the type of game we're capable of playing," said Phillips afterward. "We looked tight. The only bright spot was when the clock ran out. But I've never seen a season where a team didn't have one game like this. We've got to put it behind us."

Atlanta 0 14 14 7—35
New Orleans 0 0 0 0—0

SCORING

Atl.—Riggs 3 run (Luckhurst kick)
Atl.—Riggs 1 run (Luckhurst kick)
Atl.—Cain 17 pass from Bartkowski (Luckhurst kick)
Atl.—Cain 2 run (Luckhurst kick)
Atl.—Bailey 9 pass from Moroski (Luckhurst kick)

TEAM STATISTICS

New Orleans	Atlanta
First Downs..... 13	26
Rushes-Yards..... 20-70	45-189
Passing Yards..... 21	140
Return Yards..... 60	51
Passes..... 12-33-3	21-32-1
Fumbles-Lost..... 6-36.2	4-35
Penalties-Yards..... 4-3	3-3
	9-82

RUSHING

New Orleans—G. Rogers 15-52; Wilson 2-9; Merkens 2-8; J. Rogers 1-1.
Atlanta—Andrews 14-61; Riggs 11-41, 2 TD; Cain 9-36, 1 TD; Robinson 5-27; Hodge 1-11; Strong 4-9; Jackson 1-4.

PASSING

New Orleans—Stabler 8-19-3, 56; Merkens 4-14, 0, 13.
Atlanta—Bartkowski 19-30-1, 153, 1 TD; Moroski 2-2-0, 8, 1 TD

RECEIVING

New Orleans—Groth 4-47; Wilson 3-3; Mauti 1-9; L. Scott 1-7; J. Rogers 1-6; G. Rogers 1-5; Gajan 1-2.
Atlanta—Jackson 5-75; Cain 3-21, 1 TD; Riggs 3-18; Andrews 3-1; Miller 2-23; Robinson 2-3; Jenkins 1-11; Bailey 1-9, 1 TD; Hodge 1-6.

Cowboys 21, Saints 7

Dec. 19 at Texas Stadium (64,506)

New Orleans moved the ball well from the start, gaining 111 yards to 36 for Dallas in the first period, but two missed Saints field goals kept the game scoreless. Russell Gary opened the second period with an interception, but Jeff Groth couldn't hold on to a pass from halfback Jack Holmes for a score on the second play of the following series. Dallas then moved to score all their points in the second quarter. Two touchdowns were a direct result of Saints turnovers, both interceptions. In the third quarter, Ken Stabler was knocked out of the game with a severely bruised arm. Guido Merkens replaced him and led the Saints on an 84-yard, 12-play drive to their only score. Dallas turned the ball over on the ensuing kickoff, but Merkens was intercepted two plays later when hit as he released the ball. George Rogers ran for a team-record 166 yards against the vaunted Dallas flex defense. The Cowboys' Tony Dorsett ran for 105 yards, the first back to run for 100 yards since Phillips' arrival as head coach (23 games). "We can't make mistakes like we made today," Phillips said. "Not against America's Team. Not against Anybody's Team."

Dallas	0	21	0	0—21
New Orleans	0	0	0	7—7

SCORING

Dal.—Dorsett 2 run (Septien kick)
Dal.—Crosbie 3 pass from D. White (Septien kick)
Dal.—Dorsett 1 run (Septien kick)
N.O.—G. Rogers 5 run (Fritsch kick)

TEAM STATISTICS

New Orleans	Dallas
First Downs	18
Rushes-Yards	46-238
Passing Yards	63
Return Yards	91
Passes	6-22-3
Punts	4-45-2
Fumbles-Lost	3-1
Penalties-Yards	8-70

RUSHING

New Orleans—G. Rogers 33-166 1 TD; Wilson 10-51; J. Rogers 2-28; Merkens 1-7.
Dallas—Dorsett 25-105, 2 TD; Springs 7-17; D. White 1-1.

PASSING

New Orleans—Merkens 4-10-1, 54; Stabler 2-10-2, 32; Holmes 0-1-0, 0; Erxleben 0-1-0, 0.
Dallas—D. White 14-22-2, 222, 1 TD.

RECEIVING

New Orleans—L. Scott 2-40; Mauti 2-24; Groth 1-20; J. Rogers 1-2.
Dallas—Crosbie 4-85, 1 TD; Pearson 3-58; Dorsett 3-16; Johnson 2-38; Springs 1-13; Hill 1-12.

Redskins 27, Saints 10

Dec. 26 at Superdome (48,667)

George Rogers was unavailable for the game with a hamstring injury. Ken Stabler was sidelined with a bruise deep in his throwing arm. The Saints needed a win to remain in contention for a playoff spot. The Redskins had the best record in the NFC. With Guido Merkens at the controls, the Saints controlled the ball for 18 minutes of the first half, but trailed 17-7 at intermission. One Washington touchdown came on a controversial play that was ruled a 58-yard pass completion for a score. The Saints' Johnnie Poe was flagged for interference on the play, but the receiver stepped out of bounds after he touched the ball. In the third quarter the New Orleans defense held the potent Washington offense to one first down, but the Redskins scored ten points in the final period. "I'm pleased with the effort, but not pleased with the result," said Phillips. Our people never gave up. Washington is a good football team and they deserve to be where they are." The Redskins went on to win the Super Bowl, and for the fifth consecutive year, the last team to defeat a Bum Phillips-coached team went all the way.

Washington	7	10	0	10—27
New Orleans	0	7	3	0—10

SCORING

Wash.—Brown 57 pass from Theismann (Moseley kick)
N.O.—J. Rogers 4 run (Andersen kick)
Wash.—Brown 58 pass from Theismann (Moseley kick)
Wash.—Moseley 36 field goal
N.O.—Andersen 36 field goal
Wash.—Moseley 45 field goal
Wash.—Riggins 1 run (Moseley kick)

TEAM STATISTICS

Washington	New Orleans
First Downs	16
Rushes-Yards	37-198
Passing Yards	250
Return Yards	134
Passes	14-23-0
Punts	7-45.8
Fumbles-Lost	3-2
Penalties-Yards	8-86

RUSHING

Washington—Washington 15-67; Theismann 5-58; Harmon 6-39; Riggins 9-27, 1 TD; Giaquinto 1-5; Monk 1-2.
New Orleans—Wilson 15-56; Merkens 4-31; J. Rogers 14-28, 1 TD; Gajjan 1-3; Thompson 1-2.

PASSING

Washington—Theismann 14-23-0, 264, 2 TD.
New Orleans—Merkens 9-24-1, 104.

RECEIVING

Washington—Monk 5-60; Brown 4-156, 2 TD; Warren 2-32; Seay 1-22; Walker 1-3; Washington 1-3.
New Orleans—Groth 3-31; L. Scott 2-18; Mauti 1-37; Thompson 1-12; Brenner 1-9; Wilson 1-3.

Saints 35, Falcons 6

Jan. 2 at Superdome (47,336)

With the sour memory of an earlier meeting in mind, the Saints played inspired football and turned the tables on the Falcons for the most lopsided Saints victory since 1979. Ken Stabler, back from an injury in his throwing arm, moved the ball at will on Atlanta's experienced defense. Stabler led his offense to a team-record 32 first downs in the game. Wayne Wilson, subbing for injured George Rogers, scored three touchdowns as he ran for 83 yards and caught a career-high 11 passes for 89 more. Russell Erxleben broke the game open as he hit Bill Hurley with a pass from punt formation early in the fourth quarter to give the Saints a 21-6 lead. New Orleans did not punt in the game, a team record. The Saints gained 462 total yards to Atlanta's 248. Stabler was not sacked. "The offensive line made up their mind that they were going to protect a quarterback with a sore elbow, and they did just that," Phillips said. The defense played as well as any defense I've seen, and the staff did an excellent job of preparing for this game. It was truly a team win."

Saints	0	14	0	21—35
Falcons	0	3	3	0—6

SCORING

N.O.—Wilson 1 run (Andersen kick)
Atl.—Luckhurst 40 field goal
N.O.—Duckett 11 pass from Stabler (Andersen kick)
Atl.—Luckhurst 29 field goal
N.O.—Hurley 39 pass from Erxleben (Andersen kick)
N.O.—Wilson 17 run (Andersen kick)
N.O.—Wilson 4 run (Andersen kick)

TEAM STATISTICS

	Atlanta	New Orleans
First Downs	16	32
Rushes-Yards	25-80	37-152
Passing Yards	168	310
Return Yards	69	76
Punts	16-24-1	25-36-2
Fumbles-Lost	5-45.6	0-0
Penalties-Yards	2-1	1-1
	6-41	6-41

RUSHING


Atlanta—Andrews 14-57; Cain 4-14; Riggs 6-9; Bartkowski 1-0.
New Orleans—Wilson 22-83, 3 TD; Gajjan 11-63; Holmes 2-8; Merkens 2-2.

PASSING

Atlanta—Bartkowski 14-21-1, 162; Moroski 2-3-0, 26.
New Orleans—Stabler 24-35-2, 271, 1 TD; Erxleben 1-1-0, 39, 1 TD.

RECEIVING

Atlanta—Miller 4-39; Riggs 3-25; Jackson 2-42; Jenkins 2-24; Andrews 2-12; Hodge 1-20; Bailey 1-15; Robinson 1-11.
New Orleans—Wilson 11-89; Groth 4-63; Duckett 4-38, 1 TD; Thompson 2-29; L. Scott 2-21; Hurley 1-39, 1 TD; Hardy 1-31.



SUPERBOIL SEAFOOD FEAST — For the 11th consecutive year, the Saints were hosted by the New Orleans Touchdown Club at the annual Superboil seafood feast. Here Saints tackle Stan Brock (right) and wife Lori (right center) introduce rookie guard Steve Korte (left) and wife Sharon to boiled crayfish, a Louisiana specialty. Fans and Saints consumed over 1500 pounds of "mudbugs," plus stuffed crabs and potato salad.

Saints 1982 Statistics

SCORING

	TDR	TDP	TDRt	PAT	FG	S	TP
W. Wilson	3	2	0	0	0	0	30
Fritsch	0	0	0	8-9	4	0	20
G. Rogers	3	0	0	0	0	0	18
J. Rogers	2	0	0	0	0	0	12
Duckett	0	2	0	0	0	0	12
Andersen	0	0	0	6-6	2	0	12
Hardy	0	1	0	0	0	0	6
Groth	0	1	0	0	0	0	6
Thompson	0	1	0	0	0	0	6
Hurley	0	1	0	0	0	0	6
Erxleben	0	0	0	1-1	0	0	1
Saints	8	8	0	15-16	6	0	129
Opp. Total	8	11	0	19-19	9	0	160

INTERCEPTIONS

	No.	Yds.	Avg.	LG	TD
Gary	2	25	12.5	19	0
Winston	2	2	-1.0	0	0
Jackson	1	32	32.0	32	0
Hurley	1	26	26.0	26	0
Paul	1	14	14.0	14	0
Rod. Lewis	1	12	12.0	12	0
Nairne	1	1	1.0	1	0
Saints	9	108	12.0	32	0
Opp. Total	14	79	5.6	35	0

KICKOFF RETURNS

	No.	Yds.	Avg.	LG	TD
Thompson	10	211	21.1	35	0
W. Wilson	7	192	27.4	75	0
Mauti	5	93	18.6	22	0
Duckett	2	39	19.5	25	0
J. Rogers	1	24	24.0	24	0
Gajan	1	18	18.0	18	0
Saints	26	577	22.2	75	0
Opp. Total	20	388	19.4	29	0

PUNT RETURNS

	No.	FC	Yds.	Avg.	LG	TD
Groth	21	13	144	6.9	18	0
Saints	21	13	144	6.9	18	0
Opp. Total	29	3	239	8.2	19	0

RUSHING

	No.	Yds.	Avg.	LG	TD
G. Rogers	122	535	4.4	38	3
W. Wilson	103	413	4.0	20	3
J. Rogers	60	178	3.0	32	2
Gajan	19	77	4.1	12	0
Merkens	9	30	3.3	19	0
Tyler	10	21	2.1	11	0
Holmes	2	8	4.0	5	0
Thompson	1	2	2.0	2	0
Groth	1	1	1.0	1	0
Stabler	3	-4	-1.3	0	0
L. Scott	1	-4	-4.0	-4	0
Saints	331	1257	3.8	38	8
Opp. Total	255	974	3.8	40	5

RECEIVING

	No.	Yds.	Avg.	LG	TD
Groth	30	383	12.8	39	1
W. Wilson	25	175	7.0	34	2
L. Scott	17	251	14.8	36	0
Brenner	16	171	10.7	25	0
Duckett	12	196	16.3	31	2
Thompson	8	138	17.3	48	1
Hardy	8	67	8.4	31	1
Tyler	4	31	7.8	12	0
G. Rogers	4	21	5.3	10	0
J. Rogers	4	17	4.3	6	0
Mauti	4	70	17.5	37	0
Others	5	51	10.2	39	1
Saints	137	1571	11.5	48	8
Opp. Total	149	1864	12.5	58	10

PUNTING

	No.	Yds.	Avg.	TB	In	20	LG	BLK
Erxleben	46	1976	43.0	6	6	60	0	0
Saints	46	1976	43.0	6	6	60	0	0
Opp. Total	51	2094	41.1	4	11	59	0	0

FIELD GOALS

	1-19	20-29	30-39	40-49	50+	Total
Fritsch	1-1	1-2	0-1	2-3	0-0	4-7
Andersen	0-0	0-0	1-1	1-3	0-1	2-5
Erxleben	0-0	0-1	0-0	0-0	0-0	0-1
Saints	1-1	1-3	1-2	3-6	0-1	6-13
Opp. Total	0-0	2-2	2-3	4-4	1-3	9-12

PASSING	Att.	Comp.	Yards	Pct.	Avg/Att	TD	Pct. Td	Int.	Pct.Int.	LG	Lost/Att.	Rating
Stabler	189	117	1343	.619	7.11	6	3.2	10	4.8	48	13-106	74.0
Merkens	49	18	186	.367	3.80	1	2.0	2	4.1	37	8-49	38.1
Erxleben	2	1	39	.500	19.50	1	50.0	0	0.0	39	0-0	135.0
Others	8	1	3	.125	.33	0	0.0	2	25.0	3	2-18	—
Saints	248	137	1571	.552	6.33	8	3.2	14	5.6	48	23-173	61.8
Opp. Total	245	149	1864	.608	7.61	11	4.5	9	3.7	57	31-231	84.1

1982 Team Statistics

	SAINTS	OPP.	Saints	Opp.
TOTAL FIRST DOWNS	173	150	Attempts/Completions	248-137
Rushing	79	58	Pct. of Completions	.552
Passing	76	81	Had Intercepted	14
Penalty	18	11	PUNTS/AVERAGE	46-43.0
Third Down: Made/Att.	48-129	36-103	NET PUNTING AVERAGE	35.2
Fourth Down Made/Att.	6-10	3-3	PENALTIES/YARDS	64-514
TOTAL NET YARDS	2655	2607	FUMBLES/BALL LOST	17-10
Avg. Per Game	295.0	290.0	TOUCHDOWNS	16
Total Plays	602	531	Rushing	8
Avg. Per Play	4.4	4.9	Passing	8
NET YARDS RUSHING	1257	974	Returns	0
Avg. Per Game	140.0	108.2	TOTAL POINTS	129
Total Rushes	331	255		160
NET YARDS PASSING	1398	1633		
Avg. Per Game	155.3	181.4		
Tackled/Yards Lost	23-173	31-231		
Gross Yards	1571	1864		

SCORE BY PERIODS

	1	2	3	4	OT	Total
SAINTS	31	27	26	45	—	129
Opp.	14	64	34	48	—	160

SAINTS LONGEST PLAYS—1982

RUN FROM SCRIMMAGE—38, George Rogers vs. San Francisco, 11-28
 PASS PLAY—48, Ken Stabler to Aundra Thompson vs. Chicago, 9-19.
 PUNT RETURN—18, Jeff Groth vs. Atlanta, 1-2.
 KICKOFF RETURN—75, Wayne Wilson vs. Kansas City, 11-21.
 INTERCEPTION RETURN—32, Rickey Jackson vs. San Francisco, 11-28.
 PUNT—60, Russell Erxleben vs. Dallas, 12-19.
 FIELD GOAL—45, Morten Andersen vs. Tampa Bay, 12-5.

THE LAST TIME

Intercepted pass returned for TD—Dec. 3, 1979, by Ken Bordelon, 19 yards vs. Oakland.
 Fumble recovery returned for TD—Nov. 2, 1980, by Don Reese, 34 yards vs. Los Angeles.
 Punt return for TD—Dec. 15, 1968, by Charlie Brown, 53 yards vs. Pittsburgh.
 Kickoff returned for TD—Nov. 27, 1977 by Clarence Chapman, 92 yards at San Francisco.

Saints 1983 Opponents


(All times local)

ATLANTA FALCONS

National Football Conference Western Division

October 9 at Atlanta-Fulton County Stadium, Noon
November 6 at Superdome, Noon

Suwanee Road at I-85, Suwanee, Georgia 30174
President: Rankin M. Smith, Sr.
Head Coach: Dan Henning (first year)
Public Relations: Charlie Dayton
Office Phone: 404/588-1111
Home Stadium: Atlanta-Fulton County Stadium (1966) Capacity: 60,748
Team Colors: Red, White, Black, and Silver
Training Camp: Suwanee Road at I-85, Suwanee, Georgia 30174
1982 Record: 5-4, First, NFC West
Scoring Leaders: Mick Luckhurst, K, 51
William Andrews, RB, 42
Rushing Leader: William Andrews, 139 for 573 yards, 5 TD's
Passing Leader: Steve Bartkowski, 166-262-11, 1905 yards, 8 TD's
Receiving Leader: William Andrews, RB, 42 for 503 yards, 2 TD's



BUFFALO BILLS

American Football Conference Eastern Division

October 30 at Rich Stadium, Noon

One Bills Drive, Orchard Park, New York 14127
President: Ralph C. Wilson, Jr.
Head Coach: Kay Stevenson (first year)
Public Relations: L. Budd Thalman
Office Phone: 716/648-1800
Home Stadium: Rich Stadium (1973) Capacity: 80,020
Team Colors: Scarlet, Royal Blue, and White
Training Camp: Fredonia State University, Fredonia, New York 14063
1982 Record: 4-5, Fourth, AFC East
Scoring Leaders: Efen Herrera, K, 35
Roosevelt Leaks, RB, 30
Rushing Leader: Joe Cribbs, 134 for 633 yards, 3 TD's
Passing Leader: Joe Ferguson, 144-264-16, 1597 yards, 2 TD's
Receiving Leader: Frank Lewis, WR, 28 for 443 yards, 2 TD's



CHICAGO BEARS

National Football Conference Central Division

September 18 at Superdome, Noon

55 East Jackson Boulevard, Chicago, Illinois
President: George S. Halas
Head Coach: Mike Ditka (second year)
Public Relations: Pat McCaskey
Office Phone: 312/295-6600
Home Stadium: Soldier Field (1924) Capacity: 64,519
Team Colors: Orange, Navy Blue, and White
Training Camp: Halas Hall, Lake Forest, Illinois 60605
1982 Record: 3-6, Fifth, NFC Central
Scoring Leaders: Bob Thomas, K, 39
Emery Moorehead, WR, 30
Rushing Leader: Walter Payton, 148 for 596 yards, 1 TD
Passing Leader: Jim McMahon, 120-210-7, 1501 yards, 9 TD's
Receiving Leader: Matt Suhey, RB, 36 for 333 yards, 0 TD




DALLAS COWBOYS

National Football Conference Eastern Division

September 25 at Texas Stadium, Noon

6116 North Central Expressway, Dallas, Texas 75206
Chairman of the Board: Clint W. Murchison, Jr.
President: Texas E. Schramm
Head Coach: Tom Landry (24th season)
Public Relations: Doug Todd
Office Phone: 214/369-8000
Home Stadium: Texas Stadium Capacity: 65,101
Team Colors: Royal Blue, Metallic Blue, and White
Training Camp: California Lutheran College, Thousand Oaks, California 91360
1982 Record: 6-3, Second, NFC East
Scoring Leaders: Rafael Septien, K, 58
Tony Dorsett, RB, 30
Rushing Leader: Tony Dorsett, 177 for 745 yards, 5 TD's
Passing Leader: Danny White, 156-247-11, 2613 yards, 17 TD's
Receiving Leader: Tony Hill, WR, 35 for 526 yards, 1 TD



HOUSTON OILERS

American Football Conference Central Division

August 20 at Superdome, 7 p.m. (Preseason)

6910 Fannin Street, Houston, Texas 77030
President: K.S. (Bud) Adams, Jr.
Head Coach: Ed Biles (third year)
Public Relations: Bob Hyde
Office Phone: 713/797-9111
Home Stadium: Astrodome (1965) Capacity: 50,000
Team Colors: Scarlet, Columbia Blue, and White
Training Camp: Angelo State University, San Angelo, Texas 76901
1982 Record: 1-8, Fourth, AFC Central
Scoring Leaders: Dave Casper, TE, 36
Florian Kempf, K, 28
Rushing Leader: Earl Campbell, 157 for 538 yards, 2 TD's
Passing Leaders: Gifford Nielsen, 87-161-8, 1005 yards, 6 TD's
Archie Manning, 67-132-8, 880 yards, 6 TD's
Receiving Leader: Dave Casper, TE, 36 for 573 yards, 6 TD's



LOS ANGELES RAMS

National Football Conference Western Division

September 11 at Anaheim Stadium, 3 p.m.
December 18 at Superdome, Noon

2327 West Lincoln Avenue, Anaheim, California 92801
President: Georgia Frontiere
Head Coach: John Robinson (first year)
Public Relations: Pete Donovan
Office Phone: 714/535-7267
Home Stadium: Anaheim Stadium (1956) Capacity: 69,005
Team Colors: Royal Blue, Gold, and White
Training Camp: California State University, Fullerton, California 92634
1982 Record: 2-7, Fourth, NFC West
Scoring Leaders: Wendell Tyler, RB, 78
Mike Lansford, K, 50
Rushing Leader: Wendell Tyler, 137 for 564 yards, 9 TD's
Passing Leader: Vince Ferragamo, 118-209-9, 1609 yards, 9 TD's
Receiving Leader: Wendell Tyler, RB, 38 for 375 yards, 4 TD's




MIAMI DOLPHINS

American Football Conference Eastern Division

August 13 at Orange Bowl, 7 p.m. (Preseason)
October 2 at Superdome, 3 p.m.

3550 Biscayne Boulevard, Miami, Florida 33137
President: Joseph Robbie
Head Coach: Don Shula (14th season)
Public Relations: Dick Horning
Office Phone: 305/576-1000
Home Stadium: Orange Bowl (1937) Capacity: 75,459
Team Colors: Aqua and Orange
Training Camp: Biscayne College, Miami, Florida 33125
1982 Record: 7-2, First, AFC East
Scoring Leaders: Uwe Von Schamann, K, 66
Andra Franklin, RB, 42
Rushing Leader: Andra Franklin, 177 for 701 yards, 7 TD's
Passing Leader: David Woodley, 98-179-8, 1080 yards, 5 TD's
Receiving Leaders: Tom Vitorito, RB, 24 for 186 yards, 0 TD
Duriel Harris, WR, 22 for 331 yards, 1 TD
Jimmy Cefalo, WR, 17 for 356 yards, 1 TD



MINNESOTA VIKINGS

National Football Conference Central Division

November 27 at Superdome, Noon

9520 Viking Drive, Eden Prairie, Minnesota 55344
President: Max Winter
Head Coach: Bud Grant (17th season)
Public Relations: Merrill Swanson
Office Phone: 612/828-6500
Home Stadium: Hubert H. Humphrey Metrodome (1982) Capacity: 62,212
Team Colors: Purple, White, and Gold
Training Camp: Mankato State University, Mankato, Minnesota 56001
1982 Record: 5-4, Second (tie), NFC Central
Scoring Leaders: Rick Danmeier, K, 47
Sammy White, WR, 30
Rushing Leader: Ted Brown, 120 for 515 yards, 1 TD
Passing Leader: Tommy Kramer, 176-308-12, 2037 yards, 15 TD's
Receiving Leaders: Ted Brown, RB, 31 for 207 yards, 2 TD's
Sammy White, WR, 29 for 503 yards, 5 TD's
Joe Senser, TE, 29 for 261 yards, 1 TD



NEW ENGLAND PATRIOTS

American Football Conference Eastern Division

December 4 at Shaefer Stadium, Noon

Shaefer Stadium, Route 1, Foxboro, Massachusetts 02035
President: William H. Sullivan, Jr.
Head Coach: Ron Meyer (second season)
Public Relations: Tom Hoffman
Office Phone: 617/543-7911, 262-1776
Home Stadium: Shaefer Stadium (1971) Capacity: 61,297
Team Colors: Red, Blue, and White
Training Camp: Bryant College, Smithfield, Rhode Island 02917
1982 Record: 5-4, Third, AFC East
Scoring Leaders: John Smith, K, 21
Anthony Collins, RB, 18
Stanley Morgan, WR, 18
Rushing Leader: Anthony Collins, 164 for 632 yards, 1 TD
Passing Leader: Steve Grogan, 66-122-4, 930 yards, 7 TD's
Receiving Leader: Stanley Morgan, WR, 28 for 584 yards, 3 TD's



NEW YORK JETS

American Football Conference Eastern Division

August 27 at Superdome, 7 p.m. (Preseason)
November 21 (Monday) at Superdome, 8 p.m.

598 Madison Avenue, New York, New York 10022
Chairman of the Board: Leon Hess
President/Chief Operating Officer: Jim Kensil
Head Coach: Joe Walton (first season)
Public Relations: Frank Ramos
Office Phone: 212/421-6600
Home Stadium: Shea Stadium (1964) Capacity: 60,732
Team Colors: Kelly Green and White
Training Camp: 1000 Fulton Avenue, Hempstead, New York 11550
1982 Record: 6-3, Second, AFC West
Scoring Leaders: Pat Leahy, K, 59
Freeman McNeil, RB, 42
Passing Leader: Richard Todd, 153-261-8, 1961 yards, 14 TD's
Receiving Leader: Wesley Walker, WR, 39 for 620 yards, 6 TD's



PHILADELPHIA EAGLES

National Football Conference Eastern Division

December 11 at Veterans' Stadium, Noon

Broad Street and Pattison Avenue, Philadelphia, Pennsylvania 19148
President: Leonard H. Tose
Head Coach: Marion Campbell (first season)
Public Relations: Jim Gallagher
Office Phone: 215/463-2500
Home Stadium: Philadelphia Veterans' Stadium (1971) Capacity: 72,044
Team Colors: Kelly Green, Silver, and White
Training Camp: Westchester State College, Westchester, Pennsylvania 19380
1982 Record: 3-6, Fifth, NFC West
Scoring Leaders: Wilbert Montgomery, RB, 54
Tony Franklin, K, 41
Rushing Leader: Wilbert Montgomery, 114 for 515 yards, 7 TD's
Passing Leader: Ron Jaworski, 167-286-12, 2076 yards, 12 TD's
Receiving Leaders: Harold Carmichael, WR, 35 for 540 yards, 4 TD's
Ron Smith, WR, 34 for 475 yards, 1 TD



PITTSBURGH STEELERS

American Football Conference Central Division

July 30 at Fawcett Stadium, Canton, Ohio (NFL Hall of Fame Game)

300 Stadium Circle, Pittsburgh, Pennsylvania 15212
Chairman of the Board: Arthur J. Rooney, Sr.
President: Daniel M. Rooney
Head Coach: Chuck Noll (15th season)
Public Relations: Joe Gordon
Office Phone: 412/323-1200
Home Stadium: Three Rivers Stadium (1970) Capacity: 54,000
Team Colors: Black and Gold
Training Camp: St. Vincent College, Latrobe, Pennsylvania 15650
1982 Record: 6-3, Second, AFC Central
Scoring Leaders: Gary Anderson, K, 52
John Stallworth, WR, 42
Rushing Leader: Franco Harris, RB, 140 for 604 yards, 2 TD's
Passing Leader: Terry Bradshaw, 120-247-11, 1768 yards, 17 TD's
Receiving Leaders: Franco Harris, RB, 31 for 249 yards, 0 TD
John Stallworth, WR, 27 for 441 yards, 7 TD's



ST. LOUIS CARDINALS

National Football Conference Eastern Division

September 4 at Superdome, Noon

200 Stadium Plaza, St. Louis, Missouri 63102
 President: William V. Bidwill
 Head Coach: Jim Hanifan (fourth season)
 Public Relations: Marty Igel
 Office Phone: 314/421-0777
 Home Stadium: Busch Stadium (1965) Capacity: 51,392
 Team Colors: Cardinal Red, White, and Black
 Training Camp: Eastern Illinois University, Charleston, Illinois 61920
 1982 Record: 5-4, Third, NFC East
 Scoring Leaders: Neil O'Donoghue, K, 39
 Wayne Morris, RB, 24
 Rushing Leader: Ottis Anderson, 145 for 587 yards, 3 TD's
 Passing Leader: Neil Lomax, 109-205-6, 1367 yards, 5 TD's
 Receiving Leaders: Pat Tilley, WR, 36 for 465 yards, 2 TD's
 Roy Green, WR, 32 for 453 yards, 3 TD's



SAN FRANCISCO 49ERS

National Football Conference Western Division

October 16 at Superdome, Noon
 November 13 at Candlestick Park, 3 p.m.

711 Nevada Street, Redwood City, California 94601
 President: Edward J. DeBartolo, Jr.
 Head Coach: Bill Walsh (fifth season)
 Public Relations: George Heddeleston
 Office Phone: 415/365-3420
 Home Stadium: Candlestick Park (1960) Capacity: 61,685
 Team Colors: Forty-Niner Gold and Scarlet
 Training Camp: Sierra Community College, Rocklin, California 95677
 1982 Record: 3-6, Third, NFC West
 Scoring Leaders: Ray Wersching, K, 59
 Jeff Moore, RB, 48
 Rushing Leader: Jeff Moore, 85 for 281 yards, 4 TD's
 Passing Leader: Joe Montana, 213-346-11, 2613 yards, 17 TD's
 Receiving Leader: Dwight Clark, WR, 60 for 913 yards, 5 TD's




TAMPA BAY BUCCANEERS

National Football Conference Central Division

August 6 at Tampa Stadium, 7 p.m. (Preseason)
 October 23 at Tampa Stadium, 3 p.m.

One Buccaneer Place, Tampa, Florida 33607
 President: Hugh F. Culverhouse
 Head Coach: John McKay (eighth season)
 Public Relations: Bob Best
 Office Phone: 813/870-2700
 Home Stadium: Tampa Stadium (1967) Capacity: 72,128
 Team Colors: Florida Orange, Red and White
 Training Camp: One Buccaneer Place, Tampa, Florida 33607
 1982 Record: 5-4, Second (tie), NFC Central
 Scoring Leaders: Bill Capece, K, 68
 James Wilder, RB, 24
 Rushing Leader: James Wilder, 63 for 324 yards, 3 TD's
 Passing Leader: Doug Williams, 164-307-11, 2071 yards, 9 TD's
 Receiving Leaders: James Wilder, RB, 53 for 466 yards, 1 TD
 Jimmy Giles, TE, 28 for 499 yards, 3 TD's
 Kevin House, WR, 28 for 438 yards, 2 TD's



Saints Series Records

Date	Saints	Opponents	Place	Attendance
Atlanta Falcons (8-20-0)				
11-26-67	27	24	Home	83,437
12-07-69	17	45	Away	51,021
09-20-70	3	14	Home	77,042
10-25-70	14	32	Away	58,850
10-24-71	6	28	Away	58,850
12-19-71	20	24	Home	75,954
10-15-71	14	21	Home	66,294
11-12-71	20	36	Away	58,850
09-16-73	7	62	Home	66,428
12-16-73	10	14	Away	58,850
09-29-74	14	13	Home	62,273
10-20-74	13	3	Away	58,850
10-05-75	7	14	Away	29,444
11-02-75	23	7	Home	56,614
10-10-76	30	0	Home	51,521
10-31-76	20	23	Away	34,127
11-20-77	21	20	Home	43,135
12-18-77	7	35	Away	36,895
11-12-78	17	20	Home	70,323
11-26-78	17	20	Away	55,121
09-02-79	34	40	Home	70,940
11-25-79	37	6	Away	42,815
10-19-80	14	41	Home	62,651
11-16-80	13	21	Away	53,871
09-06-81	0	27	Away	57,406
11-01-81	10	41	Home	63,637
12-12-82	0	35	Away	39,535
01-02-83	35	6	Home	47,336
Baltimore Colts (0-3-0)				
12-10-67	10	30	Away	60,238
10-19-69	10	30	Home	80,636
09-30-73	10	14	Away	52,293
Buffalo Bills (1-1-0)				
11-04-73	13	0	Home	74,770
09-21-80	26	35	Home	51,154
Chicago Bears (3-6-0)				
12-01-68	17	23	Home	78,285
12-20-70	3	24	Home	63,518
10-10-71	14	35	Away	55,049
10-07-73	21	16	Home	56,561
10-06-74	10	24	Away	55,753
12-21-75	17	42	Home	33,371
10-02-77	42	24	Away	51,488
09-14-80	3	22	Away	62,523
09-19-82	10	0	Away	56,600
Cincinnati Bengals (2-2-0)				
11-29-70	6	26	Away	59,342
09-28-75	0	21	Home	52,531
09-24-78	20	18	Away	40,455
10-25-81	17	7	Home	46,336

Cleveland Browns (0-8-0)				
10-01-67	7	42	Home	77,045
09-15-68	10	24	Home	74,215
11-10-68	17	35	Away	71,025
10-12-69	17	27	Home	71,274
12-12-71	17	21	Home	72,794
11-30-75	16	17	Away	44,753
10-08-78	16	24	Home	50,158
10-18-81	17	20	Away	76,059

Dallas Cowboys (1-9-0)				
10-15-67	10	14	Away	52,562
11-12-67	10	27	Home	83,437
11-03-68	3	17	Home	84,728
09-28-69	17	21	Home	79,567
11-09-69	17	33	Away	68,282
10-17-71	24	14	Home	83,088
09-24-73	3	40	Away	52,715
09-19-76	6	24	Home	61,413
11-19-78	7	27	Away	57,920
12-19-82	7	21	Away	64,506

Denver Broncos (0-3-0)				
11-22-70	6	31	Home	66,837
10-13-74	17	33	Away	51,706
11-04-79	3	10	Away	74,482

Detroit Lions (4-4-1)				
11-24-68	20	20	Away	46,152
11-08-70	19	17	Home	66,910
11-19-72	14	27	Away	53,752
10-14-73	20	13	Home	57,810
11-03-74	14	19	Away	49,127
11-14-76	17	16	Home	42,048
09-25-77	19	23	Away	51,458
10-21-79	17	7	Home	57,428
10-12-80	13	24	Away	78,147

Green Bay Packers (2-8-0)				
11-17-68	7	29	Away	49,644
11-28-71	29	21	Away	48,035
12-17-72	20	30	Home	65,881
12-02-73	10	30	Away	47,890
10-12-75	20	19	Home	51,371
11-07-76	27	32	Away	52,936
09-18-77	20	24	Home	56,250
09-10-78	17	28	Away	54,336
09-09-79	19	28	Away	53,184
12-13-81	7	35	Home	45,518

Houston Oilers (1-2-1)				
10-03-71	13	13	Away	47,966
10-03-76	26	31	Home	51,973
12-10-78	12	17	Home	63,169
11-22-81	27	24	Away	49,581

Kansas City Chiefs (2-1-0)				
09-25-72	17	20	Home	70,793
09-26-76	27	17	Away	53,918
11-21-82	27	17	Home	39,341

Los Angeles Rams (8-18-0)				
09-17-67	13	27	Home	80,879
10-05-69	17	36	Away	54,879
11-01-70	17	30	Home	77,861
12-06-70	16	34	Away	66,410
09-19-71	24	20	Home	70,915
12-05-71	28	45	Away	73,610
09-17-72	14	34	Away	66,303
11-26-72	19	16	Home	64,325
11-11-73	7	29	Away	70,358
11-25-73	13	24	Home	67,192
09-22-74	0	24	Away	64,178
11-17-74	20	7	Home	57,287
10-26-75	14	38	Away	60,771
12-07-75	7	14	Home	39,958
10-24-76	10	16	Home	51,984
11-28-76	14	33	Away	54,906
10-16-77	7	14	Away	46,045
10-30-77	27	26	Home	59,023
10-01-78	20	26	Home	61,654
10-22-78	10	3	Away	47,574
10-07-79	17	35	Home	68,986
12-16-79	29	14	Away	53,879
11-02-80	31	45	Away	59,909
11-24-80	7	27	Home	53,448
09-13-81	23	17	Home	62,063
11-08-81	21	13	Away	61,068

Miami Dolphins (0-3-0)				
11-15-70	10	21	Away	42,866
11-10-74	0	21	Home	74,289
09-28-80	16	21	Away	40,946

Minnesota Vikings (2-8-0)				
10-13-68	20	17	Home	71,105
09-27-70	0	26	Away	47,900
11-21-71	10	23	Home	83,130
11-05-72	6	37	Away	49,784
12-01-74	9	29	Away	48,456
11-09-75	7	20	Home	52,765
09-12-76	9	40	Home	58,156
09-03-78	31	24	Home	54,187
11-30-80	20	23	Home	30,936
11-15-81	10	20	Away	45,215

New York Giants (4-5-0)				
10-08-67	21	27	Away	62,670
10-06-68	21	38	Away	62,967
11-16-69	25	24	Away	62,927
10-04-70	14	10	Home	69,126
10-08-72	14	45	Away	62,507
12-14-75	14	28	Away	40,150
10-29-78	28	17	Home	58,806
09-30-79	24	14	Home	51,543
09-20-81	7	20	Away	69,814

New York Jets (1-2-0)

12-03-72	17	18	Away	62,496
12-04-77	13	16	Home	40,464
12-14-80	21	20	Away	38,077

New England Patriots (0-3-0)

12-10-75	10	17	Home	64,889
12-05-76	6	27	Away	53,592
12-21-80	27	38	Home	38,277

Oakland Raiders (0-2-1)

11-07-71	21	21	Home	83,102
11-09-75	10	48	Away	51,764
12-03-79	35	42	Home	65,541

Philadelphia Eagles (4-8-0)

11-05-67	31	24	Home	59,596
11-19-67	21	48	Away	60,751
12-08-68	17	29	Away	57,128
10-26-69	10	13	Away	60,658
11-30-69	26	17	Home	72,805
10-29-72	21	3	Home	65,554
10-27-74	14	10	Home	64,257
11-06-77	7	28	Away	53,482
09-17-78	17	24	Home	49,242
09-16-79	14	26	Home	54,212
11-09-80	21	34	Home	45,340
10-11-81	14	31	Home	52,728

Pittsburgh Steelers (3-4-0)

10-29-67	10	14	Home	68,911
10-20-68	16	12	Away	32,303
12-15-68	24	14	Home	66,131
12-21-69	27	14	Home	72,256
11-25-74	7	28	Home	71,907
11-05-78	14	20	Away	48,525
10-04-81	6	20	Home	64,578

St. Louis Cardinals (2-8-0)

12-03-67	20	31	Away	41,171
09-29-68	20	21	Home	79,021
10-27-68	17	31	Away	45,478
11-02-69	51	42	Away	46,718
10-11-70	17	24	Away	45,294
12-08-74	14	0	Home	57,152
10-23-77	31	49	Away	48,417
10-05-80	7	40	Home	45,388
12-06-81	3	30	Away	46,923
09-12-82	7	21	Home	58,673

San Diego Chargers (0-3-0)

11-18-73	14	17	Away	44,356
10-09-77	0	14	Home	53,942
12-09-79	0	35	Home	61,059

San Francisco 49ers (8-17-2)

10-22-67	13	27	Away	34,285
11-23-69	43	38	Home	71,448
10-18-70	20	20	Away	39,446
12-13-70	27	38	Home	61,940
09-26-71	20	38	Home	81,596
11-14-71	26	20	Away	45,138
10-01-72	2	37	Home	69,840
10-22-72	20	20	Away	59,167
10-21-73	0	40	Away	52,629
12-09-73	16	10	Home	62,490
09-15-74	13	17	Home	65,071
12-15-74	21	35	Away	49,567
10-19-75	21	35	Away	40,990
11-23-75	6	16	Home	40,328
10-17-76	3	33	Away	43,160
12-12-76	7	27	Home	42,536
11-13-77	7	10(OT)	Home	41,564
11-27-77	17	20	Away	33,702
10-15-78	14	7	Away	37,671
12-03-78	24	13	Home	50,068
09-23-79	30	21	Away	39,727
11-11-79	31	20	Home	65,551
09-07-80	23	26	Home	58,621
12-07-80	35	38(OT)	Away	37,949
09-27-81	14	21	Away	44,433
12-20-81	17	21	Home	43,639
11-28-82	23	20	Away	51,611

Seattle Seahawks (1-1-0)

11-21-76	51	27	Away	61,865
11-18-79	24	38	Away	60,055

Tampa Bay Buccaneers (2-3-0)

12-11-77	14	33	Home	40,124
12-17-78	17	10	Away	51,209
10-14-79	42	14	Away	67,640
11-29-81	14	31	Home	62,209
12-05-82	10	13	Home	61,709

Washington Redskins (4-7-0)

09-24-67	10	30	Home	74,937
12-17-67	30	14	Away	50,486
09-22-68	37	17	Home	65,941
09-21-69	20	26	Home	73,147
12-14-69	14	17	Away	50,354
10-31-71	14	24	Away	53,041
10-28-73	19	3	Home	66,315
09-21-75	3	41	Away	54,414
10-28-79	14	10	Away	52,133
10-26-80	14	22	Away	51,375
12-26-82	10	27	Home	48,667

Saints History

1966

- Nov. 1** — National Football League franchise awarded to New Orleans on All Saints Day.
- Dec. 15** — John W. Mecom Jr. becomes majority stockholder-president of NFL's 16th franchise.
- Dec. 22** — Vic Schwenk appointed director of player personnel and became first major employee hired by New Orleans franchise.

1967

- Jan. 9** — Name New Orleans' professional football team Saints.
- Jan. 27** — Tom Fears appointed first head coach.
- Feb. 3** — Former Ole Miss and Rams kicker Paige Cothren first player signed.
- Feb. 9** — Saints elect 42 players in NFL expansion draft.
- Mar. 8** — First season-ticket drive launched and Saints sell 20,000 first day and 33,400 before first league game.
- Mar. 14** — Saints make fullback Les Kelley of Alabama top choice in common draft.
- July 1** — Seventy-six players (mostly rookies) report for first training camp at California Western University in San Diego.
- July 6** — Former Green Bay fullback great Jim Taylor signs with Saints.
- July 8** — Veterans report to training camp.
- July 25** — Bert Rose appointed executive vice-president and general manager.
- Aug. 2** — Saints lose first pre-season game to Los Angeles, 16-7, before 26,364 at Anaheim, Calif.
- Aug. 12** — Saints score first pre-season victory by beating St. Louis, 23-14, before 25,500 at Shreveport, La.
- Sept. 9** — Saints record first pre-season victory in New Orleans downing Atlanta, 27-14, before 67,486. Victory gave Saints 5-1 pre-season record, best ever for a first-year expansion team.
- Sept. 17** — Saints open season losing to Los Angeles, 27-13, after rookie John Gilliam returned opening kickoff 94 yards for touchdown.
- Nov. 5** — Saints earn first NFL victory beating Philadelphia, 31-24, as Walt Roberts scores three touchdowns at Tulane Stadium.
- Dec. 17** — Saints defeat Washington, 30-14, as rookie Danny Abramowicz scores two touchdowns. Saints wind up with 3-11 record and equal win output for first-year expansion team. Cornerback Dave Whitsell's 10 interceptions tie for best in NFL and earn UPI Comeback Player of Year honors along with second-team All-Pro recognition and invitation to Pro Bowl.

1968

- Mar. 29** — Vic Schwenk replaces Bert Rose as general manager.
- July 7** — Wide receiver Dave Parks signs with Saints after playing out option at San Francisco.

- July 26** — Kevin Hardy, plus No. 1 draft choice of 1969, awarded to 49ers as compensation for Parks.
- Sept. 10** — Jim Taylor announces retirement.
- Nov. 3** — Saints to lose to Dallas, 17-3, before home-record crowd of 84,728 at Tulane Stadium.
- Dec. 15** — Saints defeat Pittsburgh, 24-14, in season's windup to emerge with 4-9-1 record and third-place finish in Century Division. Saints' two-year record of 7-20-1, best ever for an expansion team. Defensive tackle Dave Rowe named to play in Pro Bowl.

1969

- Oct. 5** — Saints' Tom Dempsey kicks 55-yard field goal against Rams at Los Angeles. Kick was NFL's longest that season and one yard short of pro football record.
- Nov. 2** — Saints snap six-game losing streak at St. Louis, 51-42. Game sets NFL record of most total touchdowns in one game via passing with Bill Kilmer and Charlie Johnson connecting on six apiece. Five other Saints records set: Most first downs (26), most total offensive yards (508), most passing yards (354), most points (51), and most PATs (6).
- Nov. 16** — Tom Dempsey sets Saints record with 4 field goals against Giants in New York, scoring fourth with 11 seconds left to pull out 25-24 victory. Win began three-game Saints' victory streak as New Orleans also downed San Francisco, 43-38 and Philadelphia, 26-17.
- Dec. 21** — Saints close third season with 27-24 victory over Pittsburgh to bring record to 5-9. Dan Abramowicz wins NFL receiving championship with 73 catches for 1,015 yards and 7 TDs and All-NFL honors. Saints continue to hold NFL expansion team winning record with three-year report of 12-29-1. Defensive end Doug Atkins retires after 17-year NFL career, wins second team All-Pro honors. Tom Dempsey, Jake Kupp, Tony Baker and Andy Livingston tapped for Pro Bowl with entire Saints coaching staff.

1970

- Jan. 16** — In realignment of National Conference, Saints form Western Division with Los Angeles, San Francisco and Atlanta.
- Nov. 3** — J. D. Roberts replaces Tom Fears and becomes the second head coach in Saints' history.
- Nov. 8** — Tom Dempsey kicks 63-yard field goal—longest in NFL history—on final play to defeat Detroit, 19-17.

1971

- Jan. 28** — Saints draft quarterback Archie Manning of Ole Miss in first round after trading quarterback Bill Kilmer to Washington for linebacker Tom Roussel plus 4th and 8th picks in 1972 draft.
- Aug. 11** — Louisiana Superdome construction begins.
- Sept. 19** — Saints upset Rams in season's opener in New Orleans, 24-20. Rookie Archie Manning makes first regular-season start and runs for one-yard touchdown on final play after hitting 16 of 29 passes for 218 yards and another touchdown.
- Oct. 17** — Archie Manning rushes for two touchdowns as Saints defeat Cowboys, 24-20, before 83,088 at New Orleans. Cowboys went on to win Super Bowl.

1972

- Jan. 7** — Richard F. Gordon Jr. retires from U.S. Naval aerospace program and is appointed executive vice-president of Saints.

1973

- Jan. 29** — Saints trade No. 1 draft choice to Baltimore for defensive end Billy Newsome and 4th-round draft choice (linebacker Jim Merlo).
- Aug. 26** — John North replaces J. D. Roberts and becomes Saints' third head coach.
- Nov. 4** — Saints score first shutout ever by blanking Buffalo, 13-0, in New Orleans, Saints hold O. J. Simpson to 79 yards on 20 rushes as he headed to 2,003-yard season.
- Dec. 16** — Saints finish 5-9, again tying best season ever for club.

1974

- Dec. 14** — Saints again finish 5-9, tying best mark in club history.

1975

- Aug. 3** — Louisiana Superdome is dedicated.
- Aug. 9** — Saints play Houston before 72,434 in first football game at Superdome. Saints lose, 13-7.
- Sept. 28** — Saints lose to Cincinnati, 21-0, before 52,531 in first National Football League game at Superdome.
- Nov. 2** — Saints beat Atlanta, 23-7, in Ernie Hefferle's first game.

1976

- Jan. 20** — Saints hire Hank Stram as fourth head coach in club's history.
- Nov. 21** — Saints beat Seahawks at Seattle, 51-27, to tie club record for most points scored in one game.

1977

- Oct. 30** — Saints upset Los Angeles, 27-26, at Superdome on faked field goal pass from Tom Blanchard to Elois Grooms.
- Dec. 18** — Saints season rushing and touchdown records fall to Chuck Muncie with 811 yards and Henry Childs with nine touchdowns.

1978

- Jan. 31** — Saints acquire all-pro guard Conrad Dobler and wide receiver Ike Harris from St. Louis in trade for Bob Pollard and Terry Stieve.
- Feb. 6** — Dick Nolan is appointed head coach to replace Hank Stram. In other key front office moves, Eddie Jones is named executive vice president and Harry Hulmes vice-president of player personnel.
- June 11** — Archie Manning wins Byron (Whizzer) White Award of NFL players for contributions to his team, community and country.
- Oct. 22** — Saints upset Rams, 10-3, for first ever win at Los Angeles Coliseum.
- Dec. 3** — Saints beat 49ers, 24-13, at Superdome to become first New Orleans team to win six games.
- Dec. 17** — Saints end season with 7-9 record after win at Tampa Bay, 17-10. Quarterback Archie Manning named Player of Year and MVP in National Conference and selected to play in Pro Bowl Game.

1979

- June 5** — Saints move administrative office from Lee Circle to Superdome.
- Oct. 14** — Saints score 42 points in second half for club record in 42-14 win at Tampa Bay. Scores came on six successive possessions in offensive masterpiece.
- Oct. 28** — Saints tie club record of three consecutive wins and move into undisputed first place in National Conference with 14-10 win at Washington. Saints stopped Redskins 18 times with goal to go and 7 times within 2-yard line in defensive masterpiece.
- Dec. 3** — Chuck Muncie rushes for 128 yards to become first Saint to surpass 1,000-yard milestone en route to 1,198-yard season. Saints, alas, saw 35-14 lead disappear in 42-35 loss to Oakland in Monday night TV game at Superdome.

- Dec. 16** — Saints end most successful eight-win season by beating Super Bowl-bound Rams, 29-14, in last game for Rams at Coliseum. Ironically, Rams beat Saints in their first game at Tulane Stadium.
- Dec. 20** — Steve Rosenbloom is introduced as new executive vice-president and general manager of Saints at Superdome news conference.

1980

- Jan. 27** — Chuck Muncie is selected MVP as National Conference scores 37-27 win in Pro Bowl at Hawaii. Saints also represented well by Archie Manning, Tommy Myers, Wes Chandler and Henry Childs.
- Nov. 25** — Dick Stanfel replaces Dick Nolan as head coach for remaining four games of season.
- Dec. 14** — Saints defeat New York Jets, 21-20, at Shea Stadium for New Orleans' only victory of the season.

1981

- Jan. 20** — General manager Steve Rosenbloom and vice president of player personnel Dick Steinberg resign.
- Jan. 22** — O. A. (Bum) Phillips is announced as new head coach.
- Jan. 26** — Assistant to the president Fred Williams is appointed Saints chief administrator.
- April 28** — Saints select running back George Rogers, 1980 Heisman Trophy winner, with first overall choice in NFL draft. Rogers is one of 17 selections by Saints.
- Oct. 12** — John Mecom, Sr., father of Saints owner John, Jr. and key figure in team history, dies at age 70 in Houston, Texas.
- Nov. 8** — Saints defeat NFC West rival Los Angeles, 21-13, at Anaheim Stadium to complete series sweep for first time in Saints franchise history.
- Dec. 20** — George Rogers gains 107 yards in 21-17 loss to San Francisco and becomes 1981 NFL rushing champion and all-time NFL rookie rusher with 1,674 yards for season.

1982

- Jan. 31** — George Rogers appears for NFC squad in NFL Pro Bowl in Honolulu, Hawaii.
- Feb. 17** — Eddie Jones is named Saints president. Head coach O.A. (Bum) Phillips is named general manager in addition to coaching title. Fred Williams is promoted from assistant to the president to vice president of administration.
- April 28** — Saints acquire veteran linebacker Dennis Winston from Pittsburgh Steelers in exchange for no. 6b draft choice (1981). Saints trade five choices (no. 8b-12) to Washington for Redskins no. 4 choice in 1983 draft.
- Aug. 25** — Veteran quarterback Ken Stabler signs with Saints as free agent.
- Sept. 17** — Veteran quarterback Archie Manning is traded to Houston Oilers for tackle Leon Gray.

- Sept. 19** — Ken Stabler leads Saints to 10-0 shutout of Chicago Bears, Fourth shutout in Saints history. Saints defense ranks no. 1 overall in NFL.
- Sept. 20** — National Football League Players Assn. announces that NFL players are on strike following Monday night game.
- Sept. 23** — NFL announces that scheduled Thursday night game will not be played. Announcements marks the first in an eight-week succession of similar announcements.
- Nov. 21** — NFL games resume. Saints defeat Kansas City, 27-17, before a crowd of 39,341 at Superdome.
- Dec. 19** — Halfback George Rogers gains 166 yards rushing at Dallas Cowboys, the top individual performance in NFL and Saints single-game record.

1983

- Jan. 2** — Saints defeat Atlanta, 35-6, in re-scheduled game that concludes nine-game season with 4-5 record. Saints narrowly miss playoffs in complicated labyrinth of tie-breakers.
- Feb. 6** — Halfback George Rogers is in Honolulu for second successive Pro Bowl appearance.

1982 SUPER BOWL TOURNAMENT

(Announced attendance in parentheses, home team in capitals)

NFC First Round

WASHINGTON 31, Detroit 7 (55,045)
GREEN BAY 41, St. Louis 16 (54,282)
MINNESOTA 30, Atlanta 24 (60,560)
DALLAS 30, Tampa Bay 17 (65,042)

AFC First Round

MIAMI 28, New England 13 (68,842)
LOS ANGELES RAIDERS 27, Cleveland 10 (56,555)
New York Jets 44, CINCINNATI 17 (57,560)
San Diego 31, PITTSBURGH 28 (53,546)

NFC Second Round

WASHINGTON 21, Minnesota 7 (54,593)
DALLAS 37, Green Bay 26 (63,972)

AFC Second Round

New York Jets 17, LOS ANGELES RAIDERS 14 (90,037)
MIAMI 34, San Diego 13 (71,383)

NFC Championship Game

WASHINGTON 31, Dallas 17 (55,045)

AFC Championship Game

MIAMI 14, New York Jets 0 (67,396)

Super Bowl XVII at Rose Bowl, Pasadena, California

WASHINGTON 27, Miami 17 (103,667)

AFC-NFC Pro Bowl at Honolulu, Hawaii

NFC 20, AFC 19 (47,201)

Saints All-Time Results

*HOME GAME

1967 (3-11)			
Saints	Opp.		
*Los Angeles (80,879)	13	27	
*Washington (74,937)	10	30	
*Cleveland (77,045)	7	42	
New York (62,670)	21	27	
Dallas (52,562)	10	14	
San Francisco (34,285)	13	27	
*Pittsburgh (68,911)	10	14	
*Philadelphia (59,596)	31	24	
*Dallas (83,437)	10	27	
Philadelphia (60,751)	21	48	
*Atlanta (83,437)	27	24	
St. Louis (41,171)	20	31	
Baltimore (60,238)	10	30	
Washington (50,486)	30	14	
	233	379	
1968 (4-9-1)			
Saints	Opp.		
*Cleveland (74,215)	10	24	
*Washington (65,941)	37	17	
*St. Louis (79,021)	20	21	
New York (62,967)	21	38	
*Minnesota (71,105)	21	17	
Pittsburgh (32,303)	16	12	
St. Louis (45,478)	17	31	
*Dallas (84,728)	3	17	
Cleveland (71,025)	17	35	
Green Bay (Mil. 49,644)	7	29	
Detroit (46,152)	20	20	
*Chicago (78,285)	17	23	
Philadelphia (57,128)	17	29	
*Pittsburgh (66,131)	24	14	
	246	327	
1969 (5-9)			
Saints	Opp.		
*Washington (73,147)	20	26	
*Dallas (79,567)	17	21	
Los Angeles (54,879)	17	36	
*Cleveland (71,274)	17	27	
Baltimore (80,636)	10	30	
Philadelphia (60,658)	10	13	
St. Louis (46,718)	51	42	
Dallas (68,282)	17	33	
New York (62,927)	25	24	
*San Francisco (71,448)	43	38	
*Philadelphia (72,805)	26	17	
Atlanta (57,021)	17	45	
Washington (50,354)	14	17	
Pittsburgh (72,256)	27	24	
	311	393	
1970 (2-11-1)			
Saints	Opp.		
*Atlanta (77,042)	3	14	
Minnesota (47,900)	0	26	
*New York Giants (69,126)	14	10	
St. Louis (45,294)	17	24	
San Francisco (39,446)	20	20	
Atlanta (58,850)	14	32	
*Los Angeles (77,861)	17	30	
1971 (4-8-2)			
Saints	Opp.		
*Los Angeles (70,915)	24	20	
*San Francisco (81,596)	20	38	
Houston (47,966)	13	13	
Chicago (55,049)	14	35	
*Dallas (83,088)	24	14	
Atlanta (58,850)	6	28	
Washington (53,041)	14	24	
*Oakland (83,102)	21	21	
San Francisco (45,138)	26	20	
*Minnesota (83,130)	10	23	
Green Bay (Mil. 48,130)	29	21	
Los Angeles (73,610)	28	45	
Cleveland (72,794)	17	21	
*Atlanta (75,954)	20	24	
	266	347	
1972 (2-11-1)			
Saints	Opp.		
Los Angeles (66,303)	14	34	
*Kansas City (70,793)	17	20	
*San Francisco (69,840)	2	37	
New York Giants (62,507)	14	45	
*Atlanta (66,294)	14	21	
San Francisco (59,167)	20	20	
*Philadelphia (65,554)	21	3	
Minnesota (49,784)	6	37	
Atlanta (58,850)	20	36	
Detroit (53,752)	14	27	
*Los Angeles (64,325)	19	16	
New York Jets (62,496)	17	18	
*New England (64,889)	10	17	
*Green Bay (65,881)	20	30	
	208	361	
1973 (5-9)			
Saints	Opp.		
*Atlanta (66,428)	7	62	
Dallas (52,715)	3	40	
Baltimore (52,293)	10	14	
*Chicago (56,561)	21	16	
*Detroit (57,810)	20	13	
San Francisco (52,629)	0	40	
*Washington (66,315)	19	3	
*Buffalo (74,770)	13	0	
Los Angeles (70,358)	7	29	
San Diego (44,356)	14	17	
*Los Angeles (67,192)	13	24	
Green Bay (Mil. 47,890)	10	30	
*San Francisco (62,490)	16	10	
Atlanta (58,850)	10	14	
	163	312	

1974 (5-9)			
Saints	Opp.		
*San Francisco (65,071)	13	17	
Los Angeles (64,178)	0	24	
*Atlanta (62,273)	14	13	
Chicago (55,753)	10	24	
Denver (51,706)	17	33	
Atlanta (58,850)	13	3	
*Philadelphia (64,257)	14	10	
Detroit (49,127)	14	19	
*Miami (74,289)	0	21	
*Los Angeles (57,287)	20	7	
*Pittsburgh (71,907)	7	28	
Minnesota (48,456)	9	29	
*St. Louis (57,152)	14	0	
San Francisco (49,567)	21	35	
	166	263	
1975 (2-12)			
Saints	Opp.		
Washington (54,414)	3	41	
*Cincinnati (52,531)	0	21	
Atlanta (29,444)	7	14	
*Green Bay (51,371)	20	19	
San Francisco (40,990)	21	35	
Los Angeles (60,771)	14	38	
*Atlanta (56,614)	23	7	
Oakland (51,764)	10	48	
*Minnesota (52,765)	7	20	
*San Francisco (40,328)	6	16	
Cleveland (44,753)	16	17	
*Los Angeles (39,958)	7	17	
*New York Giants (40,150)	14	28	
*Chicago (33,371)	17	42	
	165	320	
1976 (4-10)			
Saints	Opp.		
*Minnesota (58,156)	9	40	
*Dallas (61,413)	6	24	
Kansas City (53,918)	27	17	
*Houston (51,973)	26	31	
*Atlanta (51,521)	30	0	
San Francisco (43,160)	3	33	
Los Angeles (51,984)	10	16	
Atlanta (34,127)	20	23	
Green Bay (52,936)	27	32	
*Detroit (42,048)	17	16	
Seattle (61,865)	51	27	
Los Angeles (54,906)	14	33	
New England (53,592)	6	27	
*San Francisco (42,536)	7	27	
	253	346	
1977 (3-11)			
Saints	Opp.		
*Green Bay (56,548)	20	24	
Detroit (51,548)	19	23	
Chicago (51,488)	42	24	
*San Diego (53,942)	0	14	
Los Angeles (46,045)	7	14	
St. Louis (48,417)	31	49	
*Los Angeles (59,023)	27	26	
1978 (7-9)			
Saints	Opp.		
*Minnesota (54,187)	31	24	
Green Bay (Mil. 54,336)	17	28	
*Philadelphia (49,242)	17	24	
Cincinnati (40,455)	20	18	
*Los Angeles (61,654)	20	26	
*Cleveland (50,158)	16	24	
San Francisco (37,671)	14	7	
Los Angeles (47,574)	10	3	
*New York Giants (58,806)	28	17	
Pittsburgh (48,525)	14	20	
*Atlanta (70,323)	17	20	
Dallas (57,920)	7	27	
Atlanta (55,121)	17	20	
*San Francisco (50,068)	24	13	
*Houston (63,169)	12	17	
Tampa Bay (51,209)	17	10	
	281	298	
1979 (8-8)			
Saints	Opp.		
*Atlanta (70,940)	34(OT)	40	
Green Bay (53,184)	19	28	
*Philadelphia (54,212)	14	26	
San Francisco (39,727)	30	21	
*New York Giants (51,543)	24	14	
*Los Angeles (68,986)	17	35	
Tampa Bay (67,640)	42	14	
*Detroit (57,428)	17	7	
Washington (52,133)	14	10	
Denver (74,482)	3	10	
*San Francisco (65,551)	31	20	
Seattle (60,055)	24	38	
Atlanta (42,815)	37	6	
*Oakland (65,541)	35	42	
*San Diego (61,059)	0	35	
Los Angeles (53,879)	29	14	
	370	360	
1980 (1-15)			
Saints	Opp.		
*San Francisco (58,621)	23	26	
Chicago (62,523)	3	22	
*Buffalo (51,154)	26	35	
Miami (40,946)	16	21	
*St. Louis (45,388)	7	40	
*Atlanta (62,651)	14	41	
Washington (51,375)	14	22	
Los Angeles (59,909)	31	45	
*Philadelphia (45,340)	21	34	
Atlanta (53,871)	13	31	
*Los Angeles (53,488)	7	27	

*Minnesota (30,936).....	20	23	Houston (49,581).....	27	24
San Francisco (37,949).....	35(OT)	38	*Tampa Bay (62,209).....	14	31
New York Jets (38,077).....	21	20	St. Louis (46,923).....	3	30
*New England (38,277).....	27	38	*Green Bay (45,518).....	7	35
	291	487	*San Francisco (43,639).....	17	21
				207	378

1981 (4-12)	Saints	Opp.
Atlanta (57,406).....	0	27
*Los Angeles (62,063).....	23	17
N.Y. Giants (69,814).....	7	20
San Francisco (44,433).....	14	21
*Pittsburgh (64,578).....	6	20
*Philadelphia (52,728).....	14	31
Cleveland (76,059).....	17	20
*Cincinnati (46,336).....	17	7
*Atlanta (63,637).....	10	41
Los Angeles (61,068).....	21	13
Minnesota (45,215).....	20	10

1982 (4-5)	Saints	Opp.
*St. Louis (58,763).....	7	21
Chicago (56,600).....	10	0
*Kansas City (39,341).....	27	17
San Francisco (51,611).....	23	20
*Tampa Bay (61,709).....	10	13
Atlanta (39,535).....	0	35
Dallas (64,506).....	7	21
*Washington (48,667).....	10	27
*Atlanta (47,336).....	35	6
	129	160

NFL PLAYOFF TIE-BREAKERS

Two Clubs

1. Head-to-Head (best won-lost-tied percentage in games between the clubs).
2. Best won-lost-tied percentage in games played within the division.
3. Best won-lost-tied percentage in games played within the conference.
4. Best won-lost-tied percentage in common games, if applicable.
5. Best net points in division games.
6. Best net points in all games.
7. Strength of schedule.
8. Best net touchdowns in all games.
9. Coin toss.

Three-or-More-Clubs

1. Head-to-Head (best won-lost-tied percentage in games among the clubs).
2. Best won-lost-tied percentage in games played within the division.
3. Best won-lost-tied percentage in games played within the conference.
4. Best won-lost-tied percentage in common games.
5. Best net points in division games.
6. Best net points in all games.
7. Strength of schedule.
8. Best net touchdowns in all games.
9. Coin toss.

WILD CARD TIES

1. If all the tied clubs are from the same division, apply division tiebreaker.
2. If the tied clubs are from different divisions, apply the following steps.

Two Clubs

1. Head-to-Head, if applicable.
2. Best won-lost-tied percentage in games played within the conference.
3. Best won-lost-tied percentage in common games, minimum of four.
4. Best average net points in conference games.
5. Best net points in all games.
6. Strength of schedule.
7. Best net touchdowns in all games.
8. Coin toss.

Three-or-More-Clubs

1. Head-to-Head sweep (applicable only if one club has defeated each of the others or one club has lost to each of the others).
2. Best won-lost-tied percentage in games played within the conference.
3. Best won-lost-tied percentage in common games, minimum of four.
4. Best average net points in conference games.
5. Best net points in all games.
6. Strength of schedule.
7. Best net touchdowns in all games.
8. Coin toss.

Saints Preseason Results

1967 (5-1)	Saints	Opp.
Los Angeles (23,364) at Anaheim.....	7	16
St. Louis (25,500) at Shreveport.....	23	14
Pittsburgh (35,000) at Baton Rouge.....	20	17
San Francisco (23,348) at Portland.....	24	10
Miami (11,214) at Charleston, S.C.....	20	17
Atlanta (67,486) at New Orleans.....	27	14
1968 (2-4)	Saints	Opp.
Los Angeles (29,505) at Anaheim.....	7	21
Boston (57,152) at New Orleans.....	19	0
Houston (42,734) at Houston.....	23	24
Cleveland (70,045) at New Orleans.....	40	27
Atlanta (49,832) at Atlanta.....	10	16
Minnesota (23,000) at Shreveport.....	17	20
1969 (2-4)	Saints	Opp.
San Diego (31,683) at San Diego.....	7	10
Denver (28,356) at Denver.....	28	22
Pittsburgh (40,000) at Baton Rouge.....	24	34
Atlanta (69,898) at New Orleans.....	21	17
Houston (76,937) at New Orleans.....	14	30
Detroit (30,312) at Detroit.....	7	42
1970 (4-2)	Saints	Opp.
Minnesota (17,932) at Canton.....	14	13
Houston (46,223) at Houston.....	19	10
Detroit (76,778) at New Orleans.....	17	31
Boston (32,000) at Jackson, Miss.....	26	20
N.Y. Jets (78,581) at New Orleans.....	14	27
San Diego (63,904) at New Orleans.....	20	14
1971 (0-6)	Saints	Opp.
Buffalo (35,758) at Buffalo.....	10	14
Dallas (73,560) at Dallas.....	21	36
Kansas City (70,459) at New Orleans.....	7	27
San Diego (35,405) at San Diego.....	7	22
Philadelphia (60,487) at New Orleans.....	0	34
Houston (60,971) at New Orleans.....	17	24
1972 (1-4-1)	Saints	Opp.
Philadelphia (53,372) at Philadelphia.....	13	10
Buffalo (66,782) at New Orleans.....	21	24
Dallas (81,070) at New Orleans.....	14	16
Pittsburgh (43,302) at Memphis.....	7	56
Houston (44,571) at Houston.....	14	14
1973 (1-5)	Saints	Opp.
Kansas City (67,216) at Kansas City.....	6	12
Miami (80,050) at Miami.....	13	14
Dallas (61,022) at Dallas.....	14	24
N. England (64,131) at New Orleans.....	6	31
N.Y. Jets (67,434) at New Orleans.....	17	28
Houston (62,339) at New Orleans.....	16	10
1974 (3-3)	Saints	Opp.
Pittsburgh (45,339) at New Orleans.....	7	26
Miami (41,524) at Miami.....	20	45
New England (20,546) at Foxboro.....	3	7
1975 (2-4)	Saints	Opp.
Dallas (56,563) at New Orleans.....	16	7
N.Y. Jets (59,829) at New Orleans.....	24	7
Houston (35,103) at Houston.....	24	16
1976 (4-2)	Saints	Opp.
Pittsburgh (56,039) at New Orleans.....	14	24
Houston (38,675) at Houston.....	13	10
Buffalo (36,110) at Buffalo.....	21	14
Baltimore (38,879) at Baltimore.....	26OT	20
Cincinnati (60,044) at New Orleans.....	13	10
Miami (63,383) at New Orleans.....	7	20
1977 (5-1)	Saints	Opp.
Chicago (55,163) at Chicago.....	20	14
N.Y. Giants (49,900) at New Orleans.....	23	7
Buffalo (66,282) at New Orleans.....	20	17
N.Y. Jets (49,455) at New Orleans.....	14	20
Miami (39,970) at Miami.....	17	10
Houston (46,964) at New Orleans.....	20	16
1978 (2-2)	Saints	Opp.
Philadelphia (30,000) at Mexico City.....	14	7
Miami (54,105) at New Orleans.....	17	31
Tampa Bay (46,282) at New Orleans.....	3	14
Houston (49,554) at Houston.....	17	3
1979 (1-3)	Saints	Opp.
Miami (44,708) at Miami.....	7	14
Chicago (45,085) at New Orleans.....	6	13
Tampa Bay (49,042) at Tampa.....	7	14
Houston (54,469) at New Orleans.....	10	7
1980 (1-3)	Saints	Opp.
St. Louis (57,923) at New Orleans.....	17	13
Houston (43,376) at Houston.....	17	20
Detroit (49,631) at Detroit.....	17	40
Miami (50,635) at New Orleans.....	0	20
1981 (3-1)	Saints	Opp.
Baltimore (46,792) at New Orleans.....	24	23
Houston (67,562) at New Orleans.....	27	7
Philadelphia (28,001) at Syracuse, N.Y.....	6	37
Detroit (52,090) at New Orleans.....	20(OT)	17
1982 (1-3)	Saints	Opp.
Houston (44,599) at Houston.....	20	22
Kansas City (46,585) at New Orleans.....	6	3
Cleveland (55,689) at New Orleans.....	17	20
Minnesota (59,810) at Minneapolis.....	24	21

Saints Standings

1967 (Capitol Division, 4th place)					1974 (Western Division, 3rd place)				
	W	L	T	Pct.		W	L	T	Pct.
Dallas	9	5	0	.643	Los Angeles	10	4	0	.714
Philadelphia	6	7	1	.462	San Francisco	6	8	0	.429
Washington	5	6	3	.455	New Orleans	5	9	0	.357
New Orleans	3	11	0	.214	Atlanta	3	11	0	.214

1968 (Century Division, 3rd place)					1975 (Western Division, 4th place)				
	W	L	T	Pct.		W	L	T	Pct.
Cleveland	10	4	0	.714	Los Angeles	12	2	0	.857
St. Louis	9	4	1	.692	San Francisco	5	9	0	.357
New Orleans	4	9	1	.308	Atlanta	4	10	0	.286
Pittsburgh	2	11	1	.154	New Orleans	2	12	0	.143

1969 (Capitol Division, 3rd place)					1976 (Western Division, 3rd place)				
	W	L	T	Pct.		W	L	T	Pct.
Dallas	11	2	1	.846	Los Angeles	10	3	1	.750
Washington	7	5	2	.583	San Francisco	8	6	0	.571
New Orleans	5	9	0	.357	New Orleans	4	10	0	.286
Philadelphia	4	9	1	.308	Atlanta	4	10	0	.286
					Seattle	2	12	0	.143

1970 (Western Division, 4th place)					1977 (Western Division, 4th place)				
	W	L	T	Pct.		W	L	T	Pct.
San Francisco	10	3	1	.769	Los Angeles	10	4	0	.714
Los Angeles	9	4	1	.692	Atlanta	7	7	0	.500
Atlanta	4	8	2	.333	San Francisco	5	9	0	.357
New Orleans	2	11	1	.154	New Orleans	3	11	0	.214

1971 (Western Division, 4th place)					1978 (Western Division, 3rd place)				
	W	L	T	Pct.		W	L	T	Pct.
San Francisco	9	5	0	.643	Los Angeles	12	4	0	.750
Los Angeles	8	5	1	.615	Atlanta	9	7	0	.563
Atlanta	7	6	1	.538	New Orleans	7	9	0	.438
New Orleans	4	8	2	.333	San Francisco	2	14	0	.125

1972 (Western Division, 4th place)					1979 (Western Division, 2nd place)				
	W	L	T	Pct.		W	L	T	Pct.
San Francisco	8	5	1	.615	Los Angeles	9	7	0	.563
Atlanta	7	7	0	.500	New Orleans	8	8	0	.500
Los Angeles	6	7	1	.464	Atlanta	6	10	0	.375
New Orleans	2	11	1	.154	San Francisco	2	14	0	.125

1973 (Western Division, 3rd place)					1980 (Western Division, 4th place)				
	W	L	T	Pct.		W	L	T	Pct.
Los Angeles	12	2	0	.857	Atlanta	12	4	0	.750
Atlanta	9	5	0	.643	Los Angeles	11	5	0	.687
New Orleans	5	9	0	.357	San Francisco	6	10	0	.375
San Francisco	5	9	0	.357	New Orleans	1	15	0	.062

1981 (Western Division, 4th Place)					1982 (Western Division, 2nd Place)				
	W	L	T	Pct.		W	L	T	Pct.
San Francisco	13	3	0	.813	Atlanta	5	4	0	.556
Atlanta	7	9	0	.438	New Orleans	4	5	0	.444
Los Angeles	6	10	0	.375	San Francisco	3	6	0	.333
New Orleans	4	12	0	.250	Los Angeles	2	7	0	.222

Saints Draft Choices

1967

- 1a. traded to Baltimore
- 1b. Leslie Kelley, fb. Alabama
- 2a. James (Bo) Burris, s. Houston
- 2b. John Gilliam, rb. South Carolina State
- 2c. David Rowe, de. Penn State
- 3a. traded to Baltimore
- 3b. Del Williams, g. Florida State
- 3c. Ben Hart, wr. Oklahoma
- 4a. Ron Widby, p. Tennessee
- 4b. Bill Carr, c. Florida
- 4c. Tom Stangle, t. Dayton
- 5a. Don McCall, rb. Southern California
- 5b. John Douglas, cb. Texas Southern
- 6a. John Harvey, g. Kansas
- 6b. Charles (Bo) Wood, lb. North Carolina
- 7a. Gary Hertzog, g. Willamette
- 7b. Bob McKelvey, lb. Northwestern
- 8a. Sam Harris, te. Colorado
- 8b. Barry Siler, lb. Albion
- 9a. Tim Lavens, te. Idaho
- 9b. Eugene Ross, cb. Oklahoma
- 10a. Charles Brown, rb. Missouri
- 10b. Roosevelt Robertson, te. N. Carolina College
- 11a. Jim Benson, g. Florida
- 11b. Bernard Corbin, cb. Alabama A&M
- 12a. Ronnie Pack, g. Texas Tech
- 12b. John Robinson, wr. Tennessee A&I
- 13a. Bill Stetz, lb. Boston College
- 13b. Gary Grossnickle, s. Missouri
- 14a. Jim Hester, te. North Dakota
- 14b. George Stetter, cb. Virginia
- 15a. John Snow, dt. Wake Forest
- 15b. Darrell Johnson, f. Lamar Tech
- 16a. Marcus Rhoden, wr. Mississippi State
- 16b. Bruce Cortez, cb. Parsons College
- 17a. Dan Abramowicz, wr. Xavier (Ohio)
- 17b. Billy Bob Stewart, lb. SMU (choice acquired from Baltimore)
- 17c. Jim Walker, s. Providence

1968

- 1a. traded to Green Bay
- 1b. Kevin Hardy, de. Notre Dame (choice acquired from Minnesota)
- choice to Los Angeles for joining scouting combine
3. Dave Szmakowski, wr. West Texas State
- 4a. Willie Crittendon, dt. Tulsa
- 4b. Dan Sartin, g. Mississippi (choice acquired from Dallas)
5. Ronnie Lee South, qb. Arkansas
6. trade to San Francisco
- 7a. Ray Phillips, g. Michigan (choice acquired from Detroit)
- 7b. Eugene Howard, cb. Langston
8. Dick Swatland, g. Notre Dame
9. Joe Blake, g. Tulsa

1969

- 1a. traded to San Francisco
- 1b. John Shinnery, g. Xavier (Ohio) (choice acquired from Minnesota)
- 2a. traded to Baltimore
- 2b. Richard Neal, de. Southern (choice acquired from St. Louis)
3. traded to Detroit
- 4a. Dennis Hale, s. Minnesota
- 4b. Bob Hudspeth, t. Southern Illinois (choice acquired from Dallas)
- 5a. Tony Kyasky, Syracuse
- 5b. Keith Christensen, t. Kansas (choice acquired from New York Giants)
6. Bob Miller, te. Southern California
7. traded to Baltimore
8. Jim Lawrence, wr. Southern California
9. Joe Owens, lb. Alcorn A&M
10. McKinley Reynolds, rb. Hawaii
11. Tommy Morel, wr. LSU
12. Tom Broadhad, rb. Santa Barbara State
13. Joe Robillard, cb. Linfield (Oregon)
14. Gary Loyd, p. California Lutheran
15. Bill Waller, wr. Xavier (Ohio)
16. Edd Hargett, qb. Texas A&M
17. Chico Kurzawski, s. Northwestern

1970

1. Ken Burrough, wr. Texas Southern
2. traded to Cleveland
3. Clovis Swinney, de. Arkansas State
4. Delles Howell, cb. Grambling
- 5a. Glenn Cannon, s. Mississippi (choice acquired from Chicago)
- 5b. traded to Washington
- 5c. Steve Ramsey, qb. North Texas State (choice acquired from Los Angeles)
6. Mel Easley, cb. Oregon State
7. Lon Woodard, de. San Diego State
8. Lawrence Estes, de. Alcorn A&M
9. Jim Otis, rb. Ohio State
10. Jim Brumfield, rb. Indiana State
11. Gary Klahr, lb. Arizona
12. Willie Davenport, cb. Southern
13. selection declared ineligible
14. Doug Sutherland, de. Superior (Wisconsin)
15. Jim Vest, de. Washington State
16. Cliff Gasper, dt. Grambling
17. Doug Wyatt, s. Tulsa

1971

1. Archie Manning, qb Mississippi
- 2a. traded to Chicago
- 2b. Sam Holden, t Grambling
(choice acquired from Houston)
3. Bivian Lee, cb Prairie View
- 4a. traded to Dallas
- 4b. Carlos Bell, te Houston
- 4c. Wimpy Winther, c Mississippi
(choice acquired from Washington)
- 4d. D'artagnan Martin, cb Kentucky State
(choice acquired from San Diego)
- 4e. Don Morrison, t Texas Arlington
(choice acquired from Los Angeles)
5. traded to Pittsburgh
6. Don Morehead, rb Michigan
- 7a. Larry Di Nardo, g Notre Dame
- 7b. Bob Newland, wr Oregon
(choice acquired from Kansas City)
- 8a. traded to Pittsburgh
- 8b. James Elder, cb Southern
(choice acquired from Washington)
- 8c. Bob Gresham, rb West Virginia
(choice acquired from Oakland)
9. Tom Williams, s Willamette
10. Rocky Pamplin, rb Hawaii
11. Bob Pollard, de Weber State
12. Ron Gathright, cb Morehead State
13. Don Burchfield, te Ball State
14. Bobby Scott, qb Tennessee
15. Bart Graves, de Tulane
16. Craig Robinson, t Houston
17. Hermann Eban, wr Oklahoma State

1972

1. Royce Smith, g Georgia
- 2a. traded to Oakland
- 2b. Willie Hall, lb Southern California
(choice acquired from Houston)
- 3a. Bob Kuziel, c Pittsburgh
- 3b. Tom Myers, s Syracuse
(choice acquired from Oakland)
- 4a. Mike Crangle, de Tennessee-Martin
- 4b. Joe Federspiel, lb Kentucky
(choice acquired from Philadelphia)
- 4c. Mike Coleman, de Knoxville College
(choice acquired from Kansas City)
- 5a. Bill Butler, rb Kansas State
(choice acquired from Green Bay)
- 5b. Carl Johnson, t Nebraska
- 5c. Bo Davies, s South Carolina
(choice acquired from Baltimore)
- 6a. Wayne Dorton, g Arkansas State
- 6b. Curt Watson, rb Tennessee
(choice acquired from Oakland)
7. Ernie Jackson, cb Duke
8. Ron Vinson, wr Abilene Christian
9. Kent Branstetter, dt Houston
10. Andy Kupp, g Idaho
11. Paul Dongieux, lb Mississippi
12. Steve Lockhart, te Arkansas State
13. Cephus Weatherspoon, wr Ft. Lewis College
14. Steve Barrios, wr Tulane

15. Rusty Lachaussee, qb Tulane
16. Joe Balthrop, g Tennessee
17. Dick Graham, wr Oklahoma State

1973

1. traded to Baltimore
- 2a. Derland Moore, de Oklahoma
- 2b. Steve Baumgartner, de Purdue
(choice acquired from New York Jets)
- 3a. traded to Washington
- 3b. Pete Van Valkenburg, rb Brigham Young
(choice acquired from New York Jets)
- 4a. traded to Detroit
- 4b. Jim Merlo, lb Stanford
(choice acquired from Baltimore)
5. traded to Denver
- 6a. traded to Washington
- 6b. Marty Shufford, rb Arizona
7. Billy Cahill, s Washington
- 8a. Bob Peterson, g Utah
- 8b. Doug Winslow, wr Drake
(choice acquired from Washington)
9. Mike Fink, cb Missouri
10. Jeff Horsley, rb North Carolina Central
11. James Owens, rb Auburn
12. Paul Orndorff, te Tampa
13. Richard Watkins, dt Weber State
14. Paul Fersen, t Georgia
15. Mike Evenson, c North Dakota State
16. Howard Stevens, rb Louisville
17. Bobby Garner, te Winston-Salem

1974

1. Rick Middleton, lb Ohio State
(swapped #1 choices with Detroit)
2. Paul Seal, te Michigan
3. traded to Cincinnati
- 4a. traded to Minnesota
- 4b. Rod McNeill, s Southern California
- 5a. traded to Cincinnati
- 5b. Joel Parker, wr Florida
(choice acquired from San Francisco)
- 5c. Terry Schmidt, cb Ball State
(choice acquired from Atlanta)
6. traded to Detroit
7. traded to Minnesota
8. Alvin Maxson, rb Southern Methodist
9. Phil LaPorta, t Penn State
- 10a. Frosty Anderson, wr Nebraska
(choice acquired from Houston)
- 10b. Tommy Thibodeaux, g Tulane
11. Kent Merritt, wr Virginia
12. James Buckmon, de Pittsburgh
13. Mike Truax, lb Tulane
14. Kent Marshall, s TCU
15. Larry Cipa, qb Michigan
16. Don Coleman, lb Michigan
17. Marvin Williams, wr Western Illinois

1975

- 1a. Larry Burton, wr Purdue

- 1b. Kurt Schumacher, g Ohio State
(pick from Jets for Billy Newsome)
2. Lee Gross, c Auburn
- 3a. Andrew Jones, rb Washington State
(choice acquired from Minnesota)
- 3b. Elois Grooms, de Tennessee Tech
- 4a. traded to San Francisco
- 4b. John Starkebaum, s Nebraska
(choice acquired from Philadelphia)
- 4c. Charles Hall, de Tulane
(choice acquired from St. Louis)
5. traded to Chicago
6. Mike Lemon, lb Kansas
7. Steve Rogers, rb LSU
8. traded to St. Louis
9. Mike Strachan, rb Iowa State
10. Chuck Heater, rb Michigan
11. Danny Lee, p N.E. Louisiana
12. Ron Gustafson, wr North Dakota State
13. Jim Upchurch, rb Arizona
14. Randy Rhino, cb Georgia Tech
15. Grant Burget, rb Oklahoma
16. Mike McDonald, lb Catawba
17. Greg Westbrook, lb Colorado

1976

1. Chuck Muncie, rb California
2. Tony Galbreath, rb Missouri
3. Bob Simmons, t Texas
4. Tinker Owens, wr Oklahoma
5. Scott Parrish, t Utah State
6. Terry Stieve, g Wisconsin
7. Ed Bauer, g Notre Dame
8. Craig Cassidy, db Ohio State
9. Warren Peiffer, dt Iowa
10. Junior Hardin, lb Eastern Kentucky
11. Greg Kokal, qb Kent State
12. Milton Butts, t North Carolina State
13. Kenny Downing, db Missouri
14. Rich Huckle, de Western Montana
15. Steve Seminoff, dt Wichita State
16. Gene Jones, t Bowling Green
17. Scott McDonald, te West Virginia

1977

1. Joe Campbell, de Maryland
2. Mike Fultz, dt Nebraska
3. Roberts Watts, lb Boston College
4. traded to Los Angeles for LB Ken Bordelon
- 5a. Dave Lafary, t Purdue
- 5b. Dave Hubbard, t Brigham Young
(choice acquired from Baltimore)
- 6a. Cliff Parsley, p Oklahoma State
- 6b. Tom Schick, g Maryland
(choice acquired from Los Angeles)
7. Greg Boykin, rb Northwestern
8. Jimmy Stewart, s Tulsa
9. Dave Knowles, t Indiana
10. Rafael Septien, k S.W. Louisiana
11. John Blain, t San Jose State
12. Oakley Dalton, dt Jackson State

1978

1. Wes Chandler, wr Florida
2. James Taylor, t Missouri
3. Barry Bennett, dt Concordia (Minn.)
4. Don Schwartz, s Washington State
5. Eric Felton, cb Texas Tech
- 6a. Mike Rieker, qb Lehigh
- 6b. Francis Chesley, lb Wyoming
(choice acquired from Houston)
7. traded to New York Jets for DE Richard Neal
8. Brooks Williams, te North Carolina
9. Richard Carter, cb North Carolina State
10. traded to New York Giants for LB Pat Hughes
- 11a. Nathan Besaint, dt Southern
- 11b. David Riley, rb West Virginia
(choice acquired from Seattle)
12. Larry Hardy, te Jackson State

1979

1. Russell Exleben, k-p Texas
2. Reggie Mathis, lb Oklahoma
3. traded to Miami as compensation
for signing DE Don Reese
4. Jim Kovach, lb Kentucky
5. Harlan Huckleby, rb Michigan
6. Ricky Ray, cb Norfolk State
7. Stan Sytma, lb Minnesota
8. Doug Panfil, g Tulsa
9. traded to Kansas City for DT Keith Simons
10. traded to Oakland for LB Floyd Rice
11. David Hall, wr Missouri-Rolla
12. Kelsey Finch, rb Tennessee

1980

1. Stan Brock, t Colorado
2. David Waymer, cb Notre Dame
3. traded to Minnesota for T Steve Riley
4. Mike Jolly, db Michigan
5. traded to Minnesota for T Steve Riley
6. Lester Boyd, lb Kentucky
7. Mike Morucci, rb Bloomsburg State
8. Chuck Evans, lb Stanford
9. Frank Mordica, rb Vanderbilt
10. Tanya Webb, de Michigan State
11. George Woodard, rb Texas A&M
12. Kiser Lewis, lb Florida A&M

1981

1. George Rogers, rb South Carolina
- 2a. Russell Gary, db Nebraska
- 2b. Rickey Jackson, lb Pittsburgh
(choice acquired from San Diego)
- 3a. Frank Warren, de Auburn
- 3b. Hoby Brenner, te Southern California
(choice acquired from Minnesota)
4. traded to Miami for QB Guy Benjamin
- 5a. Louis Oubre, t Oklahoma
- 5b. Jerry Boyarsky, dt Pittsburgh
(choice acquired from Minnesota)

Saints Alumni Roster

COACHES

Amadee Lynn—LSU	1973
Barnes, Billy—Wake Forest	1969-70, 1975
Beaken John—Trenton St.	1976-77
Beard, Ed—Tennessee	1978-80
Biles, Ed—Miami (Ohio)	1969-70
Buchanan Buck—Grambling	1971-72
Campbell, Whitey—Miami	1978-80
Champion, Jim—Miss. St.	1971-72
Cummings, Bob—Vanderbilt	1973-75
Dickson, George—Notre Dame	1968-70
Ecklund, Brad—Oregon	1968-70
Faulkner, Jack—Miami (Ohio)	1967-69
Fears, Tom—UCLA	1967-70
Franklin, Chet—Utah	1978-79
Garrett, Jim—Utah State	1976-77
Glick, Fred—Colorado State	1980
Heffler, Ernie—Duquesne	1975
Heinrich, Don—Washington	1969-70
Hewgley, Wimp—Wyoming	1974-75
Hill, Bob—Jackson State	1978-79
Hughes, Ed—Tulsa	1978-80
Khayat, Ed—Tulane	1967-70
Kotite, Rich—Wagner	1977
Ledbetter, Bob—Miss. Industrial	1974-75
McHan, Lamar—Arkansas	1974-75
Matuszak, Marv—Tulsa	1971-73
Nicolaou, Nick—Southern Connecticut	1980
Nolan, Dick—Maryland	1977-80
North, John—Vanderbilt	1973-75
Phillips, Jim (Red)—Auburn	1973-75
Pratt, Tom—Miami	1978-80
Riecke, Lou—LSU	1980
Roberts, J.D.—Oklahoma	1967-68, 1971-73
Roy, Alvin—LSU	1976-77
Royer, Jim—Navy	1970-72
Rutigliano, Sam—Tulsa	1976-77
Shaw, Bob—Ohio State	1967-68
Shipp, Ken—Middle Tenn. St.	1971-72
Shivley, Doug—Kentucky	1974-76
Smith, Jerry—Wisconsin	1969-70
Stanfel, Dick—San Francisco	1976-80
Stram, Hank—Purdue	1976-77
Tate, Charlie—Florida	1971
White, Dixie—Texas Tech	1973
Whitehead, Bud—Florida St.	1971-75
Wiggin, Paul—Stanford	1978-79
Wood, Dick—Auburn	1976-77
Yowarsky, Walt—Kentucky	1967-68

PLAYERS

A	
Abramowicz, Dan (WR)—Xavier	1967-73
Absher, Dick (LB)—Maryland	1969-71
Adams, Sam (G)—Prairie View A&M	1981
Adkins, Margene (WR)—Henderson, J.C.	1972
Anderson, Dick (T)—Ohio State	1967
Anderson, Gary (G)—Stanford	1978
Askson, Bert (TE)—Texas Southern	1973
Athas, Pete (S)—Tennessee	1976
Atkins, Doug (DE)—Tennessee	1967-69
B	
Baker, Melvin (WR)—Michigan	1975
Baker, Tony (RB)—Iowa State	1968-71
Banks, Gordon (WR)—Stanford	1980-81
Barrington, Tom (RB)—Ohio State	1967-70
Bass, Don (TE)—Houston	1982

Baumgartner, Steve (DE)—Purdue	1973-76
Beasley, John (TE)—U. of Calif.	1973-74
Bell, Carlos (TE)—Houston	1971
Benjamin, Guy (QB)—Stanford	1980
Bennett, Monte (DT)—Kansas State	1981
Blanchard, Tom (P)—Oregon	1974-78
Boeke, Jim (T)—Heidelberg	1968
Bosarge, Wade (DB)—Tulsa	1977
Boysark, Jerry (NT)—Pittsburgh	1981
Boyd, Greg (S)—Arizona	1974
Boykin, Greg (RB)—Northwestern	1977
Brewer, Johnny (LB)—Ole Miss	1968-70
Brown, Bob (TE)—Alcorn, A&M	1972-73
Brown, Charlie (RB)—Missouri	1967-68
Brown, Ray (SS)—West Texas St.	1978-80
Burchfield, Don (TE)—Ball State	1971
Burke, Vern (TE)—Oregon State	1967
Burkett, Jackie (LB)—Auburn	1967-70
Burns, Ed (QB)—Nebraska	1978-80
Burns, Bo (S)—Houston	1967-69
Burrough, Ken (WR)—Texas Southern	1970
Burton, Larry (WR)—Purdue	1975-77
Butler, Bill (RB)—Kansas State	1972-74
Butler, Skip (K)—Texas-Arlington	1971

C

Carr, Tom (DE)—Morgan State	1968
Campbell, Joe (DE)—Maryland	1977-80
Cassady, Craig (DB)—Ohio St.	1976-77
Caster, Rich (TE)—Jackson St.	1981
Chambers, Rusty (LB)—Tulane	1976
Chandler, Wes (WR)—Florida	1978-81
Chapman, Clarence (CB)—East. Mich.	1976-80
Chapman, Gil (WR)—Michigan	1975
Childs, Henry (TE)—Kansas	1974-80
Cipa, Larry (QB)—Michigan	1974-75
Cody, Bill (LB)—Auburn	1967-70
Cochico, Don (DE)—San Jose State	1969
Coleman, Don (LB)—Michigan	1974-75
Collins, Larry (RB)—Texas A&I	1980
Colman, Wayne (LB)—Temple	1969-76
Coombs, Larry (C)—Idaho	1980
Cordileone, Lou (DT)—Clemson	1967-68
Cordill, Ollie (P)—Memphis State	1969
Cortez, Bruce (CB)—Parsons	1967
Crangle, Mike (DE)—Tennessee-Martin	1972
Creech, Bob (LB)—TCU	1973
Crist, Chuck (S)—Penn St.	1975-77
Croom, Sylvester (C)—Alabama	1975
Crosby, Ron (LB)—Penn St.	1978
Cunningham, Carl (LB)—Houston	1971
Cuozzo, Gary (QB)—Virginia	1967

D

Dalton, Oakley (DT)	1977
Davis, Bob (QB)—Virginia	1973
Davis, Dave (WR)—Tenn. St.	1974
Davis, Dick (RB)—Nebraska	1970
Davis, Norman (G)—Grambling	1969
Davis, Ted (LB)—Georgia Tech	1967-69
DeGrenier, Jack (RB)—Texas-Arlington	1974
Dempsey, Tom (K)—Palomar Jr. Col.	1969-70
Didion, John (LB-C)—Oregon St.	1971-74
Dobler, Conrad (G)—Wyoming	1978-79
Dodd, Al (WR)—Northwestern La.	1969-71
Dorris, Andy (DE)—New Mexico St.	1973-76
Douglas, John (CB)—Texas Southern	1967-68
Douglass, Bobby (QB)—Kansas	1976-77
Dunbar, Jubilee (WR)—Southern U.	1973
Durkee, Charlie (K)—Okla. St.	1967-68, 1971-72
Dusenberry, Bill (RB)—J. C. Smith	1970

6a. Nat Hudson, g.	Georgia
6b. Johnnie Poe, db	Missouri
(choice acquired from Tampa Bay)	
6c. Glen Redd, lb	Brigham Young
(choice acquired from Oakland)	
7. Kevin Williams, wr	Southern California
8a. traded to New England for G Sam Adams	
8b. Gene Gladys, lb	Penn State
(choice acquired from Buffalo)	
8c. Kevin Evans, db	Arkansas
(choice acquired from San Diego)	
9. Toussaint Tyler, rb	Washington
10. Hokie Gajan, rb	LSU
11. Lester Mickens, wr	Kansas
12. Jim Wilks, dt	San Diego State

1982

1. Lindsay Scott, wr	Georgia
----------------------	---------

SAINTS DRAFT TRIVIA

In 17 college drafts (1967-83), the Saints have selected 274 players from 129 different colleges and universities.

BY POSITIONS: 44 running backs, 30 linebackers, 30 wide receivers, 25 cornerbacks, 24 offensive guards, 24 safeties, 23 offensive tackles, 21 defensive ends, 16 tight ends, 15 defensive tackles, 9 quarterbacks, 6 centers, and 7 kicking specialists.

BY SCHOOLS: 8 from Michigan, Southern Cal, and Missouri; 7 from Oklahoma and *Tulane; 6 from Notre Dame and Nebraska; 5 from Mississippi, Tennessee, and Tulsa.

* Bart Graves, Steve Barrios, Rusty Lachausse, Tommy Thibodeaux, Mike Truax, Charles Hall, and Marvin Lewis.

POSTSEASON GAMES

- Saturday, December 24—AFC First Round Playoff (NBC)
- Monday, December 26—NFC First Round Playoff (CBS)
- Saturday, December 31—AFC and NFC Divisional Playoffs (NBC and CBS)
- Sunday, January 1—AFC and NFC Divisional Playoffs (NBC and CBS)
- Sunday, January 8—AFC and NFC Championship Games (NBC and CBS)
- Sunday, January 22—Super Bowl XVIII at Tampa Stadium, Tampa, Florida (CBS)
- Sunday, January 29—AFC-NFC Pro Bowl at Honolulu, Hawaii (ABC)

E
Emanuel, Frank (LB)—Tennessee 1970
Estes, Lawrence (DE)—Alcorn A&M 1970-71
Evans, Chuck (LB)—Stanford 1980-81

F
Fagan, Julian (P)—Ole Miss. 1970-72
Farasopoulos, Chris (S)—Brigham-Young 1974
Farber, Hap (LB)—Ole Miss 1970
Federspiel, Joe (LB)—Kentucky 1972-80
Feller, Harry (K)—Texas 1972-73
Felton, Eric (CB)—Texas Tech 1978-80
Ferson, Paul (T)—Georgia 1973-74
Ferguson, Jim (LB)—USC 1968
Fichtner, Ross (S)—Purdue 1968
Fifer, Bill (G)—West Texas State 1978
Fink, Mike (CB)—Missouri 1973
Finnie, Roger (T)—Florida A&M 1978
Ford, James (RB)—Texas Southern 1971-72
Fraser, Jim (P)—Wisconsin 1968
Fritsch, Tony (K)—None 1982
Fuller, Johnny (S)—Lamar 1973-75
Fultz, Mike (DT)—Nebraska 1977-80

G
Galbreath, Tony (RB)—Missouri 1977-80
Garrett, Len (TE)—New Mex. Highlands 1973-75
Garcia, Jim (DE)—Purdue 1967
Gibbs, Donnie (P)—T.C.U. 1974
Gilliam, John (WR)—S. Carolina St. 1967-68, 1977
Granger, Hoyle (RO)—Miss. State 1971
Gray, David (DB)—East Los Angeles 1979
Grady, Arthur (RB)—Albany State 1972
Green, Sammy (LB)—Florida 1980
Gresham, Bob (RB)—West Virginia 1971-72
Grooms, Elio (DE)—Tennessee Tech 1975-81
Gros, Earl (RB)—LSU 1970
Gross, Lee (C)—Auburn 1975-77
Gwinn, Ross (G)—Northwestern La. 1968

H
Hall, Tom (WR)—Minnesota 1967
Hall, Willie (LB)—USC 1972-73
Hamilton, Andy (WR)—LSU 1975
Hargrett, Edd (QB)—Texas, A&M 1969-72
Harris, Bill (RB)—Colorado 1971
Harris, Ike (WR)—Iowa 1978-81
Hart, Ben (S)—Oklahoma 1967
Hart, Jeff (T)—Oregon St. 1976
Hart, Tommy (DE)—Morris Brown 1979-80
Harvey, George (G)—Kansas 1967
Havrilak, Sam (WR)—Bucknell 1974
Hays, Billie (CB)—San Diego St. 1972
Hazelton, Major (DB)—Florida A&M 1970
Heidel, Jimmy (S)—Ole Miss 1967
Hermann, Don (WR)—Waynesburg St. 1975-77
Hester, Jim (TE)—North Dakota 1967-69
Hester, Ray (LB)—Tulane 1971-72
Hines, Glen Ray (T)—Arkansas 1971-72
Holden, Sam (T)—Grambling 1971
Hollas, Hugo (S)—Rice 1970-72
Holloway, Stan (LB)—California 1980
Holmes, Jack (RB)—Texas Southern 1978-82
Howard, Gene (CB)—Langston 1968-70
Howell, Delles (CB)—Grambling 1970-72
Huard, John (LB)—Maine 1971
Hubbard, Dave (T)—BYU 1977
Hudson, Nat (G)—Georgia 1981
Hughes, Pat (LB)—Boston U 1977-79
Hunt, Kevin (T)—Doane 1978
Hyatt, Fred (WR)—Auburn 1973

J
Jackson, Ernie (CB)—Duke 1972-77
Jacobs, Harry (LB)—Bradley 1970
Johnson, Bennie (CB)—J. C. Smith 1976
Johnson, Carl (G)—Nebraska 1972-73
Jones, Andrew (RB)—Washington St. 1975
Jones, Jerry (T)—Bowling Green 1967-69
Jones, Kim (FB)—Colorado St. 1977-79
Jordan, Jimmy (RB)—Florida 1967
Jurich, Tom (K)—No. Arizona 1978

K
Kearney, Jim (S)—Prairie View 1976
Kelley, Les (RB)—Alabama 1967-69
Kelly, Mike (TE)—Davidson 1973
Kilmer, Billy (QB)—UCLA 1967-70
Kimbrough, Elbert (S)—Northwestern 1968
Kingree, Rick (LB)—Tulane 1973-77
Knowles, David (T)—Indiana 1977
Kopay, Dave (LB)—Washington 1971
Kramer, Kent (TE)—Minnesota 1967
Kupp, Jake (G)—Washington 1967-75
Kuziel, Bob (C)—Pittsburgh 1972

L
LaGrande, Morris (RB)—Tampa 1975
LaPorta, Phil (T)—Penn State 1974-75
Lawson, Odell (RB)—Langston 1973-74
Lee, Bivian (CB)—Prairie View 1971-75
Leggett, Earl (DT)—LSU 1967-68
Lemon, Mike (LB)—Kansas 1975
Lewis, Gary (RB)—Arizona State 1970
Leyboldt, John (K)—None 1978
Linden, Errol (T)—Houston 1969-70
Linhart, Toni (K)—Austria Tech. 1972
Livingston, Andy (RB)—Phoenix, J.C. 1969-70
Logan, Obert (S)—Trinity 1967
Long, Dave (DE)—Iowa 1969-72
Looney, Joe Don (RB)—Oklahoma 1969
Lorick, Tony (RB)—Arizona State 1968-69
Lyons, Dick (S)—Kentucky 1970

Mc
McCall, Don (RB)—USC 1967-68, 1970
McClard, Bill (K)—Arkansas 1973-75
McCormick, Dave (T)—LSU 1967-68
McCullough, Earl (WR)—USC 1974
McGill, Ralph (S)—Tulsa 1978-79
McNeill, Tom (P)—Stephen F. Austin 1967-69
McNeill, Rod (RB)—USC 1974-75
McQuay, Leon (RB)—Tampa 1976

M
Manning, Archie (QB)—Mississippi 1971-75, 1977-82
Marshall, Jim (S)—Tennessee St. 1977
Marshall, James (DB)—Jackson State 1980
Martin, D'Artagnan (CB)—Kentucky St. 1971-72
Martini, Rich (WR)—Cal-Davis 1981
Maurer, Andy (G)—Oregon 1974
Mathis, Reggie (LB)—Oklahoma 1979-80
Maxson, Alvin (RB)—SMU 1974-76
Merlo, Jim (LB)—Stanford 1973-79
Meseroll, Mark (T)—Florida St. 1978
Middleton, Rick (LB)—Ohio State 1974-76
Mike-Mayer, Steve (K)—Maryland 1978
Minor, Lincoln (RB)—New Mexico State 1973
Montgomery, Marv (T)—USC 1976-77
Moers, Doug (DE)—Whittier 1971-72
Moore, Jerry (S)—Arkansas 1973-74
Moore, Reynaud (CB)—UCLA 1971

Mooring, John (T)—Tampa 1974
Morgan, Mike (LB)—LSU 1969-70
Morrison, Don (T)—Texas-Arlington 1971-77
Muncie, Chuck (RB)—California 1976-80
Myers, Tommy (S)—Syracuse 1972-81

N
Neal, Richard (DE)—Southern 1969-72, 78
Nevett, Elijah (CB)—Clark 1967-70
Newland, Bob (WR)—Oregon 1971-74
Newsome, Billy (DE)—Grambling 1973-74
Ninowski, Jim (QB)—Michigan St. 1969
Nyval, Vic (RB)—Northwestern, La. 1970

O
Ogden, Ray (WR)—Alabama 1967
O'Neal, Steve (P)—Texas A&M 1973
Otis, Jim (RB)—Ohio State 1970
Owens, Artie (WR)—West Virginia 1980
Owens, Joe (DE)—Alcorn A&M 1971-75
Owens, Tinker (WR)—Oklahoma 1976, 1978-80

P
Palmer, Dick (LB)—Kentucky 1973
Parker, Joel (WR)—Florida 1974-77
Parker, Steve (DE)—Idaho 1980
Parks, Dave (TE)—Texas Tech 1968-72
Partridge, Rick (P)—Utah 1979-80
Phillips, Jess (RB)—Michigan State 1973-74
Pitts, Elijah (RB)—Philander Smith 1970
Poage, Ray (TE)—Texas 1967-70
Pollard, Bob (DE)—Weber St. 1971-77
Preece, Steve (DB)—Oregon State 1969
Price, Elie (DT)—Alcorn 1973-80
Profit, Joe (RB)—Northeast La. 1973
Prudhomme, Remi (G-C)—LSU 1971

R
Ramsey, Nate (S)—Indiana 1973
Ramsey, Steve (QB)—No. Texas State 1970
Rasley, Rocky (G)—Oregon State 1974
Ray, Ricky (CB)—Norfolk State 1979-80
Reaves, Ken (CB)—Norfolk State 1974
Rebowe, Rusty (LB)—Nicholls State 1978
Reese, Don (DE)—Jackson State 1978-80
Rengel, Mike (DT)—Hawaii 1969
Ricardo, Benny (K)—San Diego St. 1980-81
Rice, Floyd (LB)—Alcorn State 1978
Richey, Mike (T)—N. Carolina 1970
Riley, Preston (WR)—Memphis State 1973
Rissmiller, Ray (T)—Georgia 1967
Roberts, Walt (WR)—San Jose St. 1967
Robinson, Craig (T)—Houston 1972-73
Robinson, Virgil (RB)—Grambling 1971
Rogers, Steve (RB)—LSU 1975
Rose, George (CB)—Auburn 1967
Roussel, Tom (LB)—Southern Miss. 1971-72
Rowe, Dave (DT)—Penn State 1967-70
Ryzek, Paul (C)—Virginia 1981

S
Sandeman (Bill) (T)—Pacific 1967
Saul, Bill (LB)—Penn State 1969
Scarpati, Joe (DB)—N. Carolina State 1970
Schmidt, Roy (G)—Long Beach State 1967-68
Schmidt, Terry (CB)—Ball State 1974-75
Schultz, Randy (RB)—St. Coll. of Iowa 1967-68
Schumacher, Kurt (G)—Ohio State 1975-77
Schwartz, Don (SS)—Washington St. 1978-80
Schweda, Brian (DE)—Kansas 1967-68
Scott, Bobby (QB)—Tennessee 1973-81
Seal, Paul (TE)—Michigan 1974-76
Shaw, Bob (WR)—Winston-Salem 1970
Shinners, John (G)—Xavier (Ohio) 1969-70

Shy, Don (RB)—San Diego State 1969
Simmons, Dave (LB)—Georgia Tech. 1967
Simmons, Jerry (WR)—Bethune-Cookman 1967
Smith, Royce (G)—Georgia 1972-73
South, Ronny (CB)—Arkansas 1968
Spencer, Maurice (CB)—N. Carolina 1974-78
Spivey, Mike (CB)—Colorado 1980-81
Stauch, Scott (RB)—UCLA 1981
Stevens, Howard (RB)—Louisville 1973-74
Stewart, Jimmy (SS)—Tulsa 1977
Stickles, Monty (TE)—Notre Dame 1968
Stieve, Terry (G)—Wisconsin 1976-77
Stincic, Tom (LB)—Michigan 1972
Stonebreaker, Steve (LB)—Detroit 1967-68
Strachan, Mike (RB)—Iowa St. 1975-80
Strand, Eli (G)—Iowa State 1967
Strong, Jim (RB)—Houston 1971-72
Sturm, Jerry (T-C)—Illinois 1967-70
Sturt, Fred (G)—Bowling Green 1978-81
Sutherland, Doug (G)—Wisconsin St. 1970
Sweetan, Karl (QB)—Wake Forest 1968
Swinney, Clovis (DT)—Arkansas State 1970
Szaro, Rich (K)—Harvard 1975-78
Szymakowski, Dave (WR)—W. Texas St. 1968

T
Talbert, Don (T)—Texas 1969-70
Taylor, James (T)—Missouri 1978-81
Taylor, Jim (RB)—LSU 1967
Taylor, Mike (T)—USC 1969-70
Thaxton, James (TE)—Tennessee State 1976-77
Thomas, Charlie (KR)—Tennessee St. 1975
Thomas, Speedy (WR)—Utah 1973-74
Thompson, Bobby (S)—Arizona 1969
Thompson, Dave (T)—Clemson 1974-75
Tilleman, Mike (DT)—Montana 1967-70
Townes, Willie (DE)—Tulsa 1970

V
Vanderbundt, Skip (LB)—Oregon State 1978
Vandersea, Phil (LB)—Massachusetts 1967
Van Wagner, Jim (FB)—Michigan Tech. 1978

W
Walker, Mike (DE)—Tulane 1971
Ward, Carl (S)—Michigan 1969
Washington, Dave (LB)—Alcorn State 1980
Watson, John (T)—Oklahoma 1977-79
Watson, Mike (T)—Miami (O) 1977
Weatherspoon, Cephus (WR)—Fl. Lewis (Col.) 1972
Welch, Claxton (RB)—Oregon 1970
Wendryhoski, Joe (C)—Illinois 1967-68
Westbrooks, Greg (LB)—Colorado 1975-77
Whitaker, Ernest (RB)—So. Illinois 1967-70
Whitaker, Creston (WR)—N. Texas St. 1972
Whitsell, Dave (S)—Indiana 1967-69
Whittingham, Fred (LB)—Cal. Poly 1967-68
Wicker, Tom (G)—Washington St. 1975-76
Wicks, Bob (WR)—Utah State 1974
Williams, Brooks (TE)—N. Carolina 1978-81
Williams, Del (G)—Florida State 1967-73
Williams, Richard (WR)—Abilene Christian 1974
Willis, Len (WR)—Ohio State 1977
Winans, Jeff (DT)—USC 1970
Winslow, Doug (WR)—Drake 1973
Wood, Gary (CB)—Cornell 1967
Woods, Robert (T)—Tenn. St. 1977-80
Woodson, Marv (S)—Indiana 1969
Wyatt, Doug (S)—Tulsa 1970-72

Y
Yepremian, Garo (K)—None 1979
Youngblood, George (S)—L.A. State 1967-68

Z
Zanders, Emanuel (G)—Jackson State 1974-80

Saints Leaders by Years

RUSHING

	Att.	Yds.	Avg.	Long	TD
1967—Jim Taylor	130	390	3.0	16	2
1968—Don McCall	155	637	4.1	48	4
1969—Andy Livingston	181	761	4.2	18	5
1970—Tony Baker	82	337	4.1	27	1
1971—Jim Strong	95	404	4.3	39	3
1972—Bob Gresham	120	381	3.2	23	3
1973—Jess Phillips	198	663	3.3	20	0
1974—Alvin Maxson	165	714	4.3	66	2
1975—Mike Strachan	161	668	4.1	21	2
1976—Chuck Muncie	148	652	4.4	51	2
1977—Chuck Muncie	201	811	4.0	36	6
1978—Tony Galbreath	186	635	3.4	20	5
1979—Chuck Muncie	238	1198	5.0	69	11
1980—Jimmy Rogers	80	366	4.6	24	1
1981—George Rogers	378	1674	4.4	79	13
1982—George Rogers	122	535	4.4	38	3

LONGEST RUNS

1967	Don McCall, 48t at Washington, 12-17
1968	Don McCall, 48 vs. Washington, 9-22
1969	Tony Baker, 54 at St. Louis, 11-2
1970	Tony Baker, 27 at St. Louis, 10-11
1971	Jim Strong, 39 at San Francisco, 11-14
1972	Bill Butler, 27 at Atlanta, 11-12
1973	Archie Manning, 23 at Los Angeles, 11-11
1974	Alvin Maxson, 66 vs. St. Louis, 12-8
1975	Steve Rogers, 22 vs. Chicago, 12-21
1976	Tony Galbreath, 74 at Kansas City, 9-26
1977	Chuck Muncie, 36 vs. Los Angeles, 10-30
1978	Chuck Muncie, 28 at Atlanta, 11-26
1979	Chuck Muncie, 69 vs. Atlanta, 9-2
1980	Tony Galbreath, 26 at Los Angeles, 11-2
1981	George Rogers, 79 at Cleveland, 10-18
1982	George Rogers, 38 at San Francisco, 11-28

PASSING

	Att.	Comp.	Yards	Pct.	Long	Int	TD
1967	Gary Cuozzo	260	134	1562	.515	49	7
1968	Billy Kilmer	315	167	2060	.530	51	17
1969	Billy Kilmer	360	193	2532	.536	52	17
1970	Billy Kilmer	237	135	1557	.569	46	6
1971	Ed Hargett	210	96	1191	.457	49	5
1972	Archie Manning	448	230	2781	.513	66t	21
1973	Archie Manning	267	140	1642	.524	65t	12
1974	Archie Manning	261	134	1429	.513	79t	16
1975	Archie Manning	338	159	1685	.470	71t	17
1976	Bobby Douglass	212	103	1288	.486	74	8
1977	Archie Manning	205	113	1284	.551	59t	9
1978	Archie Manning	471	291	3416	.618	71t	16
1979	Archie Manning	420	252	3169	.600	85	20
1980	Archie Manning	509	309	3716	.607	56	20
1981	Archie Manning	232	134	1447	.578	55	11
1982	Ken Stabler	189	117	1343	.619	48	10

LONGEST COMPLETION

1967—96, Billy Kilmer to Walter Roberts at Philadelphia, 11-19
1968—51, Billy Kilmer to Jim Hester vs. Pittsburgh, 12-15
1969—70, Jim Ninowski to Don Shy at Los Angeles, 10-5
1970—49, Ed Hargett to Bob Shaw at Cincinnati, 11-29
1971—63, Archie Manning to Danny Abramowicz at Houston, 10-3

1972—66t, Archie Manning to Dave Parks at N. Y. Giants, 10-8
 1973—65t, Archie Manning to Jubilee Dunbar at Los Angeles, 11-11
 1974—79t, Archie Manning to Bob Newland vs. Los Angeles, 11-17
 1975—71t, Archie Manning to Larry Burton vs. Atlanta, 11-2
 1976—74, Bobby Douglass to Tinker Owens vs. San Francisco 12-12
 1977—71t, Archie Manning to Larry Hardy at Atlanta, 11-26
 1979—85, Archie Manning to Wes Chandler at San Francisco, 9-23
 1980—56, Archie Manning to Brooks Williams vs. Atlanta, 10-19
 1981—55, Archie Manning to Wayne Wilson at Cleveland, 10-18
 1982—48, Ken Stabler to Aundra Thompson at Chicago, 9-19

RECEIVING

	No.	Yds.	Avg.	Long	TD
1967—Danny Abramowicz	50	721	14.4	80	6
1968—Danny Abramowicz	54	890	16.4	47	7
1969—Danny Abramowicz	73	1051	13.9	49	7
1970—Danny Abramowicz	55	906	16.5	48	5
1971—Danny Abramowicz	37	657	17.8	63	5
1972—Bob Newland	47	579	12.3	42t	2
1973—John Beasley	31	280	9.0	22	1
1974—Alvin Maxson	42	294	7.0	22	1
1975—Alvin Maxson	41	234	5.7	33	0
1976—Tony Galbreath	54	420	7.8	35	1
1977—Tony Galbreath	41	265	6.5	30	0
1978—Tony Galbreath	74	582	7.9	35	2
1979—Wes Chandler	65	1069	16.4	85	6
1980—Wes Chandler	65	975	15.0	50	6
1981—Jack Holmes	38	206	5.4	19	0
1982—Jeff Groth	30	383	12.8	39	1

HIGHEST AVERAGE GAIN (Per Reception)

1967—22.6, Walt Roberts (17 for 384, 3 TDs)
1968—17.6, Jim Hester (17 for 300, 2 TDs)
1969—16.2, Al Dodd (37 for 600, 1 TD)
1970—17.3, Al Dodd (28 for 484, 1 TD)
17.2, Dave Parks (26 for 447.2 TDs)
1971—19.9, Al Dodd (15 for 298, 0 TDs)
1972—17.6, Danny Abramowicz (38 for 668, 7 TDs)
1973—19.4, Jubilee Dunbar (23 for 447, 4 TDs)
1974—18.1, Bob Newland (27 for 490, 2 TDs)
1975—19.1, Larry Burton (16 for 305, 2 TDs)
1976—20.1, Tinker Owens (12 for 241, 1 TDs)
1977—18.9, Don Herrmann (31 for 586, 0 TD)
1978—16.4, Henry Childs (53 for 869, 4 TDs)
1979—16.6, Henry Childs (51 for 846, 5 TDs)
1980—18.7, Ike Harris (37 for 692, 6 TDs)
1981—19.0, Jeff Groth (20 for 380, 1 TD)
1982—17.5, Rich Mauti (4 for 70, 0 TD)
17.3, Aundra Thompson (8 for 138, 1 TD)
16.3, Kenny Duckett (12 for 196, 2 TDs)

Interceptions

	No.	Yds.	Avg.	Long	TD
1967—Dave Whitsell	10	178	17.8	41	2
1968—Dave Whitsell	6	50	8.3	32	0
1969—Elijah Nevett	3	20	6.6	20	0
1969—Dave Whitsell	3	14	4.6	11	0
1970—Hugo Hollas	5	79	15.8	29	0
1971—Delles Howell	5	56	11.2	25	0
1972—Bivian Lee	4	65	16.3	32	0
1973—Ernie Jackson	3	40	13.3	23	0
1973—Tom Myers	3	33	11.0	20	0
1973—Jim Merlo	3	25	8.3	16	0
1973—Bivian Lee	3	23	7.7	12	0
1974—Ernie Jackson	4	53	13.3	28	0
1974—Terry Schmidt	4	27	6.8	24	1

1975—Tom Myers	5	83	16.6	29	0
1976—Jim Merlo	4	142	35.5	83	2
1977—Chuck Crist	4	6	1.5	2	0
1978—Tommy Myers	6	167	27.8	97	1
1979—Tommy Myers	7	127	18.1	52	1
1980—Tommy Myers	5	96	19.2	48	0
1981—Dave Waymer	4	54	13.5	31	0
1982—Russell Gary	2	25	12.5	19	0
1982—Dennis Winston	2	-2	-1.0	0	0

SCORING

	TD	FG	PAT	Points
1967—Charlie Durkee	—	14-32	27-27	69
1968—Charlie Durkee	—	19-37	27-27	84
1969—Tom Dempsey	—	22-41	33-35	99
1970—Tom Dempsey	—	18-34	16-17	70
1971—Charlie Durkee	—	16-23	24-25	72
1972—Danny Abramowicz	7	—	—	42
1973—Bill McClard	—	13-24	9-9	48
1974—Bill McClard	—	9-16	19-20	46
1975—Rich Szaro	—	10-16	16-17	46
1976—Rich Szaro	—	18-23	25-29	79
1977—Henry Childs	9	—	—	54
1978—Tony Galbreath	7	—	—	42
Chuck Muncie	7	—	—	42
1979—Garó Yepremian	—	12-16	39-40	75
1980—Benny Ricardo	—	10-17	31-34	61
1981—George Rogers	13	—	—	78
1982—Wayne Wilson	5	—	—	30

PUNTING

	No.	Yds.	Avg.	Long
1967—Tom McNeill	74	3174	42.9	66
1968—Tom McNeill	49	2009	41.0	58
1969—Ollie Cordill	42	1719	40.9	58
1970—Julian Fagan	77	3269	42.5	64
1971—Julian Fagan	77	3188	41.4	64
1972—Julian Fagan	71	2899	40.8	71
1973—Steve O'Neal	81	3375	41.7	71
1974—Tom Blanchard	88	3704	42.1	71
1975—Tom Blanchard	92	3776	41.0	61
1976—Tom Blanchard	101	3974	39.3	63
1977—Tom Blanchard	82	3474	42.4	66
1978—Tom Blanchard	84	3532	42.0	61
1979—Rick Partridge	57	2330	40.9	61
1980—Russell Erxleben	89	3499	39.2	57
1981—Russell Erxleben	66	2672	40.5	60
1982—Russell Erxleben	46	1976	43.0	60

PUNT RETURNS

	No.	Yds.	Avg.	Long	TD
1967—Walter Roberts	11	50	4.5	11	0
1968—John Gilliam	15	60	4.0	21	0
1969—Al Dodd	15	106	7.1	21	0
1970—Al Dodd	14	129	9.2	41	0
1971—Al Dodd	13	88	6.8	14	0
1972—Tom Myers	9	43	4.8	10	0
1973—Howard Stevens	17	171	10.1	37	0
1974—Howard Stevens	37	376	10.2	40	0
1975—Gil Chapman	17	207	12.2	42	0
1976—Pete Athas	35	332	9.5	67	0
1977—Rich Mauti	38	281	7.4	33	0
1978—Wes Chandler	34	233	6.9	32	0
1979—Rich Mauti	27	218	8.1	23	0
1980—Rich Mauti	11	111	10.1	18	0
1981—Jeff Groth	37	436	11.8	36	0
1982—Jeff Groth	21	144	6.9	18	0

KICKOFF RETURNS

	No.	Yds.	Avg.	Long	TD
1967—Walter Roberts	28	737	26.3	91	1
1968—Gene Howard	23	533	23.2	36	0
1969—Don Shy	16	447	27.9	57	0
1970—Al Dodd	15	319	21.3	32	0
1971—Virgil Robinson	19	443	23.3	51	0
1972—Margene Adkins	43	1020	23.7	61	0
1973—Howard Stevens	26	590	2.7	48	0
1974—Howard Stevens	33	749	22.7	41	0
1975—Gil Chapman	28	614	21.9	36	0
1976—Tony Chapman	20	399	19.9	32	0
1977—Clarence Chapman	15	385	25.7	92	1
1978—Wes Chandler	32	760	23.8	38	0
1979—Rich Mauti	36	801	22.2	39	0
1980—Jimmy Rogers	41	930	22.9	88	0
1981—Wayne Wilson	31	722	23.3	57	0
1982—Aundra Thompson	10	211	21.1	35	0



HEISMAN TROPHY WINNERS

1982—Herschel Walker, Georgia, HB	1958—Pete Dawkins, Army, HB
1981—Marcus Allen, Southern Cal, HB	1957—John David Crow, Texas A&M, HB
1980—George Rogers, South Carolina, HB	1956—Paul Hornung, Notre Dame, QB
1979—Charles White, Southern Cal, HB	1955—Howard Cassidy, Ohio State, HB
1978—Billy Sims, Oklahoma, HB	1954—Alan Ameche, Wisconsin, FB
1977—Earl Campbell, Texas, HB	1953—John Lattner, Notre Dame, QB
1976—Tony Dorsett, Pittsburgh, HB	1952—Billy Vessels, Oklahoma, HB
1975—Archie Griffin, Ohio State, HB	1951—Dick Kazmalar, Princeton, HB
1974—Archie Griffin, Ohio State, HB	1950—Vic Janowicz, Ohio State, HB
1973—John Cappelletti, Penn State, HB	1949—Leon Hart, Notre Dame, E
1972—Johnny Rodgers, Nebraska, WR	1948—Doak Walker, SMU, HB
1971—Pat Sullivan, Auburn, QB	1947—John Lujack, Notre Dame, QB
1970—Jim Plunkett, Stanford, QB	1946—Glenn Davis, Army, HB
1969—Steve Owens, Oklahoma, HB	1945—Doc Blanchard, Army, FB
1968—O. J. Simpson, Southern Cal., HB	1944—Les Horvath, Ohio State, QB
1967—Gary Beban, UCLA, QB	1943—Angelo Bertell, Notre Dame, QB
1966—Steve Spurrier, Florida, QB	1942—Frank Sinkwich, Georgia, HB
1965—Mike Garrett, Southern Cal., HB	1941—Bruce Smith, Minnesota, HB
1964—John Huarte, Notre Dame, QB	1940—Tom Harmon, Michigan, HB
1963—Roger Staubach, Navy, QB	1939—Nick Kinnick, Iowa, HB
1962—Terry Baker, Oregon State, QB	1938—Davey O'Brien, TCU, QB
1961—Ernie Davis, Syracuse, HB	1937—Clint Frank, Yale, HB
1960—Joe Bellino, Navy, HB	1936—Larry Kelley, Yale, E
1959—Billy Cannon, Louisiana State, HB	1935—Jay Berwanger, Chicago, HB

Saints All-Time Leaders

RUSHING

	Att.	Yds.	Avg.	Long	TD
1. Chuck Muncie (1976-80)	787	3,386	4.3	69	28
2. Tony Galbreath (1976-80)	760	2,865	3.8	74	27
3. George Rogers (1981-82)	500	2,209	4.4	79	16
4. Archie Manning (1971-82)	358	2,058	5.7	27	18
5. Mike Strachan (1975-80)	471	1,899	4.0	31	14
6. Jess Phillips (1973-74)	372	1,219	3.3	20	2
7. Alvin Maxson (1974-76)	338	1,205	3.6	66	6
8. Tony Baker (1968-71)	249	1,106	4.4	54	2
9. Andy Livingston (1969-70)	191	790	4.1	18	5
10. Don McCall (1967-68, 70)	199	786	3.9	49	6

PASSING

	Att.	Comp.	Yds.	Pct.	TD	Int.
1. Archie Manning (1971-82)	3,335	1,849	21,734	55.4	115	156
2. Billy Kilmer (1967-70)	1,116	592	7,490	53.0	47	62
3. Bobby Scott (1973-82)	500	237	2,781	47.4	15	29
4. Hargett, Ed (1969-71)	437	205	2,727	46.9	11	10
5. Gary Cuozzo (1967)	260	134	1,562	51.5	7	12

RECEIVING

	No.	Yds.	Avg.	Long	TD
1. Danny Abramowicz (1967-73)	309	4,875	15.7	80	37
2. Tony Galbreath (1976-80)	284	2,221	7.8	38	6
3. Henry Childs (1974-80)	207	3,220	15.6	59	25
4. Wes Chandler (1978-81)	182	2,801	15.4	85	15
5. Dave Parks (1968-72)	149	2,264	15.2	66	16
6. Chuck Muncie (1976-80)	125	1,086	8.7	35	1
7. Bob Newland (1971-74)	124	1,877	15.1	79	8
8. Ike Harris (1978-81)	104	1,710	16.4	46	12
9. Alvin Maxson (1974-76)	90	549	6.1	33	1
10. Wayne Wilson (1979-82)	87	800	9.2	55	7

SCORING

	TD	PAT	FG	Total
1. Charlie Durkee (1967-68, 71-72)	0	87	52	243
2. Danny Abramowicz (1967-73)	37	—	—	222
3. Tony Galbreath (1976-80)	33	1	2	205
4. Rich Szaro (1975-78)	0	79	37	190
5. Chuck Muncie (1976-80)	29	—	—	174
6. Tom Dempsey (1969-70)	0	49	40	169

7. Henry Childs (1974-80)	27	—	—	162
8. Benny Ricardo (1980-81)	0	55	23	124
9. Archie Manning (1971-82)	18	—	—	108
10. Bill McClard (1973-75)	0	29	23	98

PUNTING

	No.	Avg.	Long
1. Tom McNeill (1967-69)	130	42.3	81
2. Steve O'Neal (1973)	81	41.7	71
3. Julian Fagan (1970-72)	225	41.6	71
4. Tom Blanchard (1974-78)	447	41.3	71
5. Rick Partridge (1979)	57	40.9	61
6. Ollie Cordill (1969)	42	40.9	58
7. Russell Erxleben (1979-82)	205	40.5	60

INTERCEPTIONS

	No.	Yds.	Avg.	Long	TD
1. Tom Myers (1972-82)	36	621	17.3	97	2
2. Dave Whitsell (1967-69)	19	242	12.7	41	2
3. Ernie Jackson (1972-77)	15	187	12.5	46	0
4. Hugo Hollas (1970-72)	11	149	13.5	29	0
5. Delles Howell (1970-72)	9	154	17.1	60	0
6. Bivian Lee (1972-75)	9	110	12.2	32	0

PUNT RETURNS

	No.	Yds.	Avg.	Long	TD
1. Gil Chapman (1975)	17	207	12.2	42	0
2. Howard Stevens (1973-74)	54	547	10.1	40	0
3. Jeff Groth (1981-82)	58	580	10.0	38	0
4. Pete Athas (1976)	35	332	9.5	40	0
5. Rich Mauti (1977-82)	75	610	8.1	33	0

KICKOFF RETURNS

	No.	Yds.	Avg.	Long	TD
1. Walt Roberts (1967)	28	737	26.3	91	1
2. John Gilliam (1967-68, 77)	31	809	26.1	94	1
3. Gene Howard (1968-69)	32	760	23.8	86	0
4. Margene Adkins (1972)	43	1,020	23.7	61	0
5. Rich Mauti (1977-80)	111	2,596	23.4	52	0
6. Wes Chandler (1978-81)	39	896	23.0	38	0
7. Wayne Wilson (1979-82)	58	1,303	22.5	75	0

FIELD GOALS

	Att.	Made	Pct.	Long
1. Charlie Durkee (1967-68, 71-72)	101	52	.515	47
2. Tom Dempsey (1969-70)	75	40	.533	63
3. Rich Szaro (1975-78)	58	37	.638	50
4. Benny Ricardo (1980-81)	42	23	.548	47
5. Bill McClard (1973-75)	45	23	.511	52
6. Garo Yepremian (1979)	16	12	.750	44
7. Happy Feller (1972-73)	23	10	.435	46

Saints Big Days

100 YARDS RUSHING

Yds.	Att.	Player	Opponent	Date
166	33	George Rogers	Dallas	12-19-82
162	29	George Rogers	Los Angeles	09-13-81
161	22	Chuck Muncie	Atlanta	09-02-79
161	24	George Rogers	Los Angeles	11-08-81
148	22	Alvin Maxson	St. Louis	12-08-74
146	14	Tony Galbreath	Kansas City	09-26-76
142	27	Andy Livingston	Washington	09-21-68
142	28	George Rogers	Houston	11-22-81
138	33	Wayne Wilson	Chicago	09-12-82
134	17	George Rogers	Philadelphia	10-11-81
128	21	Chuck Muncie	Oakland	12-03-79
127	16	Don McCall	Washington	09-22-68
126	25	Chuck Muncie	Kansas City	09-26-76
123	33	George Rogers	Kansas City	11-21-82
122	18	George Rogers	Cleveland	10-18-81
120	23	George Rogers	Tampa Bay	11-29-81
117	18	Chuck Muncie	San Francisco	11-11-79
115	25	George Rogers	San Francisco	09-27-81
114	15	Jimmy Rogers	Washington	10-26-80
113	26	Bob Gresham	Green Bay	11-28-71
113	31	George Rogers	Cincinnati	10-25-81
110	14	Tony Baker	St. Louis	11-02-69
109	15	Chuck Muncie	Los Angeles	11-28-76
109	27	Mike Strachan	Atlanta	11-02-75
107	20	Chuck Muncie	N. Y. Jets	12-04-77
107	30	George Rogers	San Francisco	12-20-81
105	24	Mike Strachan	Green Bay	10-12-75
102	13	Chuck Muncie	St. Louis	10-23-77
100	20	Tony Galbreath	Los Angeles	10-30-77

250 YARDS PASSING

Yds.	Player	Att.	Comp.	Opponent	Date
377	Archie Manning	38	24	San Francisco	12-07-80
355	Archie Manning	28	20	San Francisco	09-23-79
345	Billy Kilmer	32	22	St. Louis	11-02-69
344	Archie Manning	32	22	Pittsburgh	11-05-78
333	Ken Stabler	43	29	Tampa Bay	12-05-82
323	Archie Manning	32	23	Atlanta	10-19-80
314	Archie Manning	40	25	San Francisco	09-07-80
314	Archie Manning	36	25	Detroit	10-12-80
306	Archie Manning	40	25	Philadelphia	11-09-80
301	Archie Manning	39	24	New England	12-21-80
295	Archie Manning	35	20	Philadelphia	10-29-72
292	Billy Kilmer	36	17	Pittsburgh	12-15-68
291	Archie Manning	45	28	Green Bay	09-09-79
287	Archie Manning	27	17	San Francisco	10-22-72
285	Bobby Scott	35	16	St. Louis	10-23-77
285	Archie Manning	34	24	Buffalo	09-12-80
284	Archie Manning	29	14	Atlanta	09-02-79
276	Billy Kilmer	37	22	Dallas	09-28-69
276	Archie Manning	31	18	N.Y. Giants	10-08-72
271	Ken Stabler	35	24	Atlanta	01-02-83
268	Archie Manning	27	20	Seattle	11-18-79
264	Archie Manning	31	14	Atlanta	11-25-79
263	Archie Manning	48	24	Los Angeles	11-02-80
262	Billy Kilmer	24	14	Washington	12-17-67
261	Billy Kilmer	22	15	San Francisco	12-13-70

100 YARDS RECEIVING

Yds.	No.	Player	Opponent	Date
205	6	Wes Chandler	Atlanta	09-02-79
165	8	Danny Abramowicz	Cincinnati	11-29-70
159	4	Larry Burton	Atlanta	11-02-75
156	12	Danny Abramowicz	Pittsburgh	10-29-67
145	7	Al Dodd	St. Louis	11-02-69
144	7	Danny Abramowicz	Washington	12-17-67
144	8	Henry Childs	San Francisco	12-07-80
140	7	Danny Abramowicz	San Francisco	12-13-70
140	8	Wes Chandler	Atlanta	10-19-80
139	9	Wes Chandler	Philadelphia	11-09-80
129	8	Danny Abramowicz	Pittsburgh	12-21-69
127	12	John Beasley	San Diego	11-18-72
127	4	Wes Chandler	San Francisco	09-23-79
122	14	Tony Galbreath	Green Bay	09-10-78
121	6	Henry Childs	Seattle	11-18-79
120	4	Dave Parks	N. Y. Giants	10-08-72
119	4	Ike Harris	Philadelphia	11-09-80
117	7	Wes Chandler	Atlanta	11-12-78
117	3	Henry Childs	Atlanta	11-25-79
117	8	Wes Chandler	Atlanta	09-06-81
115	4	Paul Seal	Philadelphia	10-27-74
115	9	Danny Abramowicz	Baltimore	10-19-69
114	7	Dave Parks	St. Louis	10-11-70
113	5	Danny Abramowicz	San Francisco	11-23-69
112	7	Henry Childs	Green Bay	09-09-79
110	5	Danny Abramowicz	San Francisco	09-26-71
110	5	Dave Parks	San Francisco	10-22-72
109	2	Walt Roberts	Philadelphia	11-19-67
106	7	Tony Galbreath	Oakland	12-03-79
106	6	Wes Chandler	Detroit	10-12-80
105	9	Danny Abramowicz	Atlanta	12-07-69
103	6	Dave Parks	Pittsburgh	12-15-68
103	6	Wes Chandler	San Francisco	12-03-78
103	6	Wes Chandler	Atlanta	11-25-79
103	6	Larry Hardy	San Francisco	09-07-80
101	8	Lindsay Scott	St. Louis	09-12-82
100	3	Danny Abramowicz	N.Y. Giants	10-06-68
		Henry Childs	Atlanta	11-26-78

SAINTS 'CONSECUTIVE' RECORDS

INDIVIDUAL

Games Played:

- 103 Joe Federspiel (1973-80)
- 83 Dan Abramowicz (1967-73)

Games, Scoring Points:

- 41 Charlie Durkee (1967-68, 1971, last 12 games; 1972, first game)

Games, Scoring Touchdown:

- 4 Chuck Muncie (1979, 11th to 14th game)

Games, Scoring Field Goal:

- 12 Tom Dempsey (1969, 1st to 12th game)

Games, Rushing Touchdown:

- 4 Chuck Muncie (1979, 11th to 14th game)

Games, Rushing for One Hundred Yards or More:

- 3 George Rogers, 1981 (6th, 7th, & 8th games)

Games, Passing Touchdown:

- 12 Archie Manning (1978, last 4 games; 1979, 1st to 9th game)

Games, None Intercepted:

- 3 Billy Kilmer (1969); Archie Manning (1971, 1973, 1978, 1979)

Passes, Completed:

- 15 Archie Manning (1979, 7th & 8th games)

Games, Pass Reception:
79 Dan Abramowicz (1967-73)
Points, After Touchdown:
66 Charlie Durkee (1967-68, 1971)
Field Goals Made:
11 Rich Szaro (1976)

TEAM

Wins, Regular Season:
3 (1969, 1978, 1979, 1982)
Wins, Preseason:
5 (1967)
Losses, Regular Season:
14 (1980)

SAINTS-LIONS CHARITY GAME

For the 15th successive season, the Saints will play a preseason contest for the benefit of three Lions Club charities. Dubbed the Louisiana Lions Clubs Benefit Game, the Saints have raised over \$1.5 million since inception of the game in 1969. Benefactors are the Louisiana Lions' Camp for Handicapped Children in Leesville; the Lions' Mobile Glaucoma screening Unit in New Orleans; and the Lions/Saints Ear and Eye Clinic in New Orleans. The New York Jets face the Saints in the 1983 game in the Superdome.

PRONUNCIATION GUIDE

Ken Bordelon.....	BOAR-duh-lawn	Guido Merkens	GHEE-do MUR-kins
Brad Edelman.....	ED-ul-mun	Rob Nairne.....	NAIRN
Russell Erxleben.....	ERKS-lay-ben	Louis Oubre.....	OO-bray
Hokie Gajan.....	GUY-jhon	Scott Pelluer.....	puh-LURE
Jeff Groth.....	GROWTH	Jim Pietrzak.....	PETER-zak
Steve Korte.....	COURT	Ed Simonini.....	sim-uhn-IN-nee
Jim Kovach.....	KOE-vawch	Aundra Thompson.....	ON-dray
Dave Lafary.....	la-FAR-ee	Toussaint Tyler.....	TWO-sawn
Rich Mauti.....	MAW-tee	Frank Wattelet.....	WATT-lit

Saints Attendance

Year	COMBINED		HOME		ROAD	
	Total	Avg.	Total	Avg.	Total	Avg.
1967	890,405	63,600	528,242	75,463	362,163	51,738
1968	884,123	63,151	519,426	74,203	374,697	53,528
1969	921,972	65,855	521,133	74,447	400,839	57,262
1970	843,342	60,238	483,234	69,033	360,108	51,444
1971	932,267	66,590	550,578	78,654	381,589	54,512
1972	880,545	62,896	467,686	66,812	421,859	60,266
1973	839,914	59,993	451,566	64,509	388,348	55,478
1974	829,873	59,277	452,236	64,605	377,637	53,948
1975	767,274	56,805	396,439	56,634	370,935	52,990
1976	714,135	51,010	359,631	51,376	354,504	50,643
1977	665,989	47,570	334,502	47,786	321,487	45,927
1978	850,418	53,151	457,607	57,201	392,811	49,101
1979	939,148	58,697	495,260	61,907	443,915	55,489
1980	808,612	50,538	385,815	48,227	422,797	52,850
1981	891,207	55,700	440,708	55,089	450,499	55,700
1982	467,978	51,998	255,726	51,145	212,252	53,063

LARGEST HOME CROWD TULANE STADIUM

1967	83,437	vs.	Dallas, 11-12 (Lost—10-27)
		vs.	Atlanta, 11-26 (Won—27-24)
1968	84,728	vs.	Dallas, 11-3 (Lost—3-17)
1969	80,636	vs.	Baltimore, 10-19 (Lost—10-30)
1970	77,861	vs.	Los Angeles, 11-1 (Lost—17-30)
1971	83,130	vs.	Minnesota, 11-21 (Lost—10-23)
1972	70,793	vs.	Kansas City, 9-25 (Lost—17-20)
1973	74,770	vs.	Buffalo, 11-4 (Won—13-0)
1974	74,289	vs.	Miami, 11-10 (Lost—0-21)

SUPERDOME

1975	61,497	vs.	Minnesota, 11-16 (Lost—7-20)
1976	61,413	vs.	Dallas, 9-19 (Lost—6-24)
1977	59,023	vs.	Los Angeles, 10-30 (Won—27-26)
1978	70,323	vs.	Atlanta, 11-12 (Lost—17-20)
1979	70,940	vs.	Atlanta, 9-2 (Lost—34-40) (OT)
1980	62,651	vs.	Atlanta, 10-19 (Lost—14-41)
1981	64,758	vs.	Pittsburgh, 10-4 (Lost—6-20)
1982	61,709	vs.	Tampa Bay, 12-5 (Lost—10-13)

NOTE: Largest Superdome attendance was 72,434 for first preseason game of 1975 (Houston 13, New Orleans 7). Preseason attendance figures are unofficial.

LARGEST ROAD CROWD

1967	62,670	vs.	New York, 10-8 (Lost—21-27)
1968	71,025	vs.	Cleveland, 11-10 (Lost—17-35)
1969	68,282	vs.	Dallas, 11-9 (Lost—17-33)
1970	66,410	vs.	Los Angeles, 12-6 (Lost—16-34)
1971	73,610	vs.	Los Angeles, 12-5 (Lost—28-45)
1972	66,303	vs.	Los Angeles, 9-17 (Lost—14-34)
1973	70,358	vs.	Los Angeles, 11-11 (Lost—7-29)
1974	64,178	vs.	Los Angeles, 9-22 (Lost—0-24)
1975	60,771	vs.	Los Angeles, 10-26 (Lost—14-38)
1976	61,685	vs.	Seattle, 11-21 (Won—51-27)
1977	53,482	vs.	Philadelphia, 11-6 (Lost—7-28)
1978	57,920	vs.	Dallas, 11-19 (Lost—7-27)
1979	74,482	vs.	Denver, 11-4 (Lost—3-10)
1980	78,147	vs.	Detroit, 10-12 (Lost—13-24)
1981	76,059	vs.	Cleveland, 10-18 (Lost—17-20)
1982	64,506	vs.	Dallas, 12-19 (Lost—7-21)

Saints Individual Records

SCORING

MOST POINTS

Lifetime	—	243	Charlie Durkee, 1967-68, 1971-72 (52 FG's, 87 PAT's)
Season	—	99	Tom Dempsey, 1969 (22 FG's, 33 PAT's)
Game	—	18	Walt Roberts vs. Philadelphia, 11-5-67 (3 TDs)
		18	Dan Abramowicz vs. San Francisco, 9-26-71 (3 TDs)
		18	Archie Manning vs. Chicago, 10-02-77 (3 TDs)
		18	Chuck Muncie vs. San Francisco, 11-11-79 (3 TDs)
		18	George Rogers at Los Angeles, 11-08-81 (3 TDs)
		18	Wayne Wilson vs. Atlanta, 01-02-83 (3 TDs)

MOST CONSECUTIVE GAMES SCORING

41	Charlie Durkee (first game 1967 through 14th game 1968; last 12 games 1971 through first game 1972.)
----	--

MOST TOUCHDOWNS

Lifetime	—	37	Dan Abramowicz, 1967-73
Season	—	13	George Rogers, 1981
Game	—	3	Walt Roberts vs. Philadelphia, 11-15-67
		3	Dan Abramowicz vs. San Francisco, 9-26-71
		3	Archie Manning vs. Chicago, 10-02-77
		3	Chuck Muncie vs. San Francisco, 11-11-79
		3	George Rogers at Los Angeles, 11-08-81
		3	Wayne Wilson vs. Atlanta, 01-02-83

MOST FIELD GOALS

Lifetime	—	52	Charlie Durkee, 1967-68; 1971-72 (101 Attempts)
Season	—	22	Tom Dempsey, 1969 (41 Attempts)
Game	—	6	Garó Yepremian, at Tampa Bay, 10-14-79 (6 Attempts)

LONGEST FIELD GOAL

63	Tom Dempsey vs. Detroit, 11-8-70 (NFL Record)
----	---

MOST POINTS AFTER TOUCHDOWN

Lifetime	—	87	Charlie Durkee, 1967-68; 1971-72 (88 Attempts)
Season	—	39	Garó Yepremian, 1979 (40 Attempts)
Games	—	6	Rich Szaro, at Seattle, 11-21-76 (6 Attempts)

MOST CONSECUTIVE POINTS AFTER TOUCHDOWN

66	Charlie Durkee, 1967-68, 1971
----	-------------------------------

MOST FIELD GOAL ATTEMPTS (One Game)

7	Tom Dempsey vs. Philadelphia, 11-30-69 (Made 4)
---	---

MOST CONSECUTIVE FIELD GOALS

11	Rich Szaro, 1976
----	------------------

RECEIVING

MOST PASSES CAUGHT

Lifetime	—	309	Dan Abramowicz, 1967-73
Season	—	74	Tony Galbreath, 1978
Game	—	14	Tony Galbreath at Green Bay, 9-10-78

MOST TOUCHDOWN PASSES CAUGHT

Lifetime	—	37	Dan Abramowicz, 1967-73
Season	—	9	Henry Childs, 1977
Game	—	3	Dan Abramowicz vs. San Francisco, 9-26-71

MOST YARDS GAINED RECEIVING

Lifetime	—	4,875	Dan Abramowicz 1967-73
Season	—	1,069	Wes Chandler, 1979 (65 catches)
Game	—	205	Wes Chandler vs. Atlanta, 9-2-79 (6 catches)

LONGEST PASS RECEIVED

96	Walt Roberts from Billy Kilmer at Philadelphia 11-19-67
----	---

PUNTING

MOST PUNTS

Lifetime	—	447	Tom Blanchard, 1974-78 (41.3 Avg.)
Season	—	101	Tom Blanchard, 1976 (39.3 Avg.)
Game	—	12	Tom Blanchard vs. Minnesota, 11-16-75 (42.9 Avg.)

PASSING

MOST PASSES COMPLETED

Lifetime	—	1,849	Archie Manning, 1971-82 (3,328 Attempts)
Season	—	309	Archie Manning, 1980 (509 Attempts)
Game	—	33	Archie Manning at Green Bay, 9-10-78

MOST PASSES ATTEMPTED

Lifetime	—	3,335	Archie Manning, 1971-82 (Completed 1,848)
Season	—	509	Archie Manning, 1980 (Completed 309)
Game	—	53	Archie Manning at Green Bay, 9-10-78 (Completed 33)

MOST PASSES HAD INTERCEPTED

Lifetime	—	156	Archie Manning, 1971-82 (3,328 Att., 1,848 Comp.)
Season	—	21	Archie Manning, 1972 (448 Att.)
Game	—	5	Archie Manning vs. Atlanta, 9-16-73 (13 Att.)
		5	Archie Manning vs. Los Angeles, 10-7-79 (32 Att.)

MOST YARDS GAINED PASSING

Lifetime	—	21,734	Archie Manning, 1971-82 (3,328 Att., 1,848 Comp.)
Season	—	3,716	Archie Manning, 1980 (509 Att., 309 Comp.)
Game	—	377	Archie Manning at San Francisco, 12-07-80 (38 Att., 24 Comp.)

LONGEST TOUCHDOWN PASS

80	Bill Kilmer to Dan Abramowicz at Washington, 12-17-67
----	---

LONGEST NON-SCORING PASS

96	Bill Kilmer to Walt Roberts at Philadelphia, 11-19-67
----	---

MOST TOUCHDOWN PASSES

Lifetime	—	115	Archie Manning, 1971-81
Season	—	23	Archie Manning, 1980
Game	—	6	Bill Kilmer at St. Louis, 11-2-69

BEST PASSING PERCENTAGE

Lifetime	—	61.9	Ken Stabler, 1982, (117 Comp., 189 Att.)
Season	—	61.9	Ken Stabler, 1982 (117 Comp., 189 Att.)
Game	—	78.6	Archie Manning at Tampa Bay, 10-14-79 (11 Comp., 14 Att.)

MOST TIMES THROWN ATTEMPTING TO PASS

Game	—	8	Archie Manning vs. Minnesota, 11-16-75
------	---	---	--

MOST YARDS LOST ATTEMPTING TO PASS

Game	—	81	Archie Manning vs. San Diego, 10-09-77
------	---	----	--

RUSHING**MOST ATTEMPTS**

Lifetime	—	787	Chuck Muncie, 1976-80, 1976-80 (3,386 yds., 4.3 Avg.)
Season	—	378	George Rogers, 1981 (1,674 yds., 4.4 Avg.)
Game	—	33	George Rogers at Dallas, 11-19-82 (166 yds. 5.0 Avg.)
		33	Wayne Wilson at Chicago, 09-19-82 (138 yds. 4.2 Avg.)
		33	George Rogers vs. Kansas City, 11-21-82 (123 yds. 3.7 Avg.)

MOST YARDS GAINED

Lifetime	—	3,386	Chuck Muncie, 1976-80, (787 Att., 4.3 Avg.)
Season	—	1,674	George Rogers, 1981 (378 Att., 4.4 Avg.)
Game	—	166	George Rogers at Dallas, 11-19-82 (33 Att., 5.0 Avg.)

LONGEST SCORING RUN FROM SCRIMMAGE

79	George Rogers vs. Cleveland, 10-18-81
----	---------------------------------------

LONGEST NON-SCORING RUN FROM SCRIMMAGE

73	George Rogers vs. Philadelphia, 10-11-81
----	--

BEST AVERAGE (100 or more Attempts)

Season	—	5.0	Chuck Muncie, 1979 (gained 1,198 yards, 238 Att.)
--------	---	-----	---

BEST AVERAGE (8 or more Attempts)

Game	—	10.5	Tony Galbreath vs. K.C., 9-26-76
------	---	------	----------------------------------

TOTAL OFFENSE**MOST RUNING AND PASSING PLAYS**

Game	—	54	Archie Manning at Green Bay, 9-10-78
		54	Archie Manning vs. New England, 12-19-72

MOST TOTAL YARDS (does not include yds. lost attempting to pass)

Game	—	381	Archie Manning at San Francisco, 12-7-80 (377 passing, 4 rushing)
------	---	-----	---

BEST AVERAGE GAIN PER PLAY (10 or more plays)

Game	—	13.0	Bill Kilmer at Philadelphia, 11-19-67 (12 plays for 156 yds.)
------	---	------	---

RETURNS, INTERCEPTIONS, RECOVERIES**MOST PUNT RETURNS**

Lifetime	—	75	Rich Mauti, 1977-82 (611 yards)
Season	—	38	Rich Mauti, 1977 (281 yards)
Game	—	6	Pete Athas vs. Houston, 10-3-76 (161 yards)
		6	Jeff Groth at San Francisco, 9-27-81 (91 yards)

MOST YARDS PUNTS RETURNED

Lifetime	—	611	Rich Mauti, 1977-82 (75 Returns)
Season	—	436	Jeff Groth, 1981 (37 Returns)
Game	—	161	Pete Athas vs. Houston, 10-3-76 (6 Returns)

LONGEST PUNT RETURN

61	Pete Athas vs. Houston, 10-3-76
----	---------------------------------

MOST KICKOFF RETURNS

Lifetime	—	116	Rich Mauti, 1977-82 (2,689 yards)
Season	—	43	Margene Adkins, 1972 (1,020 yards)
Game	—	6	Wait Roberts at Baltimore, 12-10-67 (123 yards)
		6	Rich Mauti vs. Atlanta, 10-19-80 (137 yards)
		6	Rich Mauti vs. Philadelphia, 9-16-79 (131 yards)
		6	Jimmy Rogers vs. Philadelphia, 11-9-80 (138 yards)
		6	Jimmy Rogers at San Francisco, 12-7-80 (127 yards)
		6	Jimmy Rogers vs. New England, 12-21-80 (118 yards)

MOST YARDS ON KICKOFF RETURNS

Lifetime	—	2,689	Rich Mauti, 1977-82 (116 Returns)
Season	—	1,020	Margene Adkins, 1972 (43 Returns)
Game	—	172	John Gilliam vs. Los Angeles, 9-17-67 (4 Returns)

LONGEST KICKOFF RETURN

94	John Gilliam vs. Los Angeles, 9-17-67 (TD)
----	--

MOST PASS INTERCEPTIONS

Lifetime	—	36	Tommy Myers, 1972-82 (Returned 621 yards)
Season	—	10	Dave Whitsell, 1967 (Returned 178 yards)
Game	—	3	Tommy Myers vs. Minnesota, 9-3-78

MOST YARDS INTERCEPTION RETURNED

Lifetime	—	621	Tommy Myers, 1972-82 (36 Returns)
Season	—	178	Dave Whitsell, 1967 (10 Interceptions)
Game	—	151	Tommy Myers vs. Minnesota, 9-3-78 (3 Returns)

LONGEST INTERCEPTION RETURN

97	Tommy Myers vs. Minnesota, 9-3-78 (TD)
----	--

MOST OPPONENTS' FUMBLES RECOVERED

Lifetime	—	10	Bob Pollard, 1971-76
Season	—	5	Joe Federspiel 1975
		5	Maurice Spencer, 1976
Game	—	3	Maurice Spencer vs. Atlanta, 10-10-76

MOST TIMES FUMBLED

Lifetime	—	57	Archie Manning, 1971-75, 1977-82
Season	—	9	Archie Manning, 1972 and 1973
		9	Howard Stevens, 1973
Game	—	3	Bill Kilmer at St. Louis, 12-3-67
		3	Bill Kilmer vs. Cleveland, 10-12-69
		3	Howard Stevens at Dallas, 9-24-73

Saints Team Records

OFFENSE

MOST YARDS GAINED

Season	—	5,627	1979
Game	—	519	at San Francisco, 12-7-80 (143 Rush, 376 Pass)

MOST YARDS GAINED RUSHING

Season	—	2,476	1979
Game	—	307	at Los Angeles, 11-8-81

MOST YARDS GAINED PASSING

Season	—	3,648	1980
Game	—	376	at San Francisco, 12-7-80

FEWEST YARDS GAINED (Total Offense)

Season	—	2,655	1982*
Game	—	60	vs. Minnesota, 11-16-75 (67 Rush, - 7 Passing)

FEWEST YARDS GAINED RUSHING

Season	—	1,193	1967
Game	—	7	vs. San Francisco, 10-1-72

FEWEST YARDS GAINED PASSING

Season	—	1,398	1982*
Game	—	-15	at San Francisco, 10-21-73

MOST RUSHING ATTEMPTS

Season	—	551	1979
Game	—	55	at Atlanta, 10-20-74
		55	at San Francisco, 10-15-78

HIGHEST AVERAGE PER RUSH

Season	—	4.5	1979
Game	—	6.8	at K.C., 9-26-76

MOST TOTAL PLAYS

Season	—	1,035	1981
Game	—	86	vs. Green Bay, 10-12-75

HIGHEST AVERAGE GAIN PER OFFENSIVE PLAY

Season	—	5.7	1979
Game	—	8.1	vs. Atlanta, 9-2-79

*Records set as a result of the (1982) nine-game season.

FIRST DOWNS

MOST FIRST DOWNS

Season	—	315	1979
Game	—	32	vs. Atlanta, 01-02-83

FEWEST FIRST DOWNS

Season	—	173	1983*
Game	—	2	at San Francisco, 10-21-73

MOST FIRST DOWNS RUSHING

Season	—	160	1979
Game	—	19	at Seattle, 11-21-76

MOST FIRST DOWNS PASSING

Season	—	183	1980
Game	—	18	vs. Tampa Bay, 12-05-82

MOST FIRST DOWNS BY PENALTIES

Season	—	31	1969 and 1971
Game	—	5	4 Times (last time at Atl., 12-12-82)

SCORING

MOST POINTS

Season	—	370	1979
Game	—	51	at Seattle, 11-21-76
		51	at St. Louis, 11-2-69
Half	—	42	at Tampa Bay, 10-14-79
Quarter	—	28	at Seattle, 11-21-76
		28	vs. Oakland, 12-3-79

MOST TOUCHDOWNS

Season	—	46	1979
Game	—	6	at St. Louis, 11-2-69
		6	at Seattle, 11-21-76
		6	at Chicago, 10-2-77
		6	at Tampa Bay, 10-14-79

MOST POINTS AFTER TOUCHDOWN

Season	—	44	1979
Game	—	6	at Seattle, 11-21-76
		6	at Chicago, 10-2-77
		6	at Tampa Bay, 10-14-79

MOST TOUCHDOWNS RUSHING

Season	—	28	1979
Game	—	5	at Tampa Bay, 10-14-79

MOST TOUCHDOWNS PASSING

Season	—	26	1980 (566 Attempts)
Game	—	6	at St. Louis, 11-2-69

MOST FIELD GOALS

Season	—	22	1969
Game	—	5	vs. Green Bay (Mil.) 11-28-71

LARGEST MARGIN OF VICTORY

Game	—	30	Saints 30, Atlanta 0, 10-10-76
------	---	----	--------------------------------

MOST CONSECUTIVE GAMES SCORING
(First game 1967 through first game 1970)

43

FEWEST POINTS SCORED

Season	—	129	1982*
--------	---	-----	-------

LONGEST WINNING STREAK

Game	—	3	1969 (Began with 25-24 win over New York Giants, 11-16-69 and ended with 45-17 loss to Atlanta, 12-7-69); 1978 (Began with 14-7 win over San Francisco 10-15-78 and ended with 20-14 loss to Pittsburgh, 11-5-78); and 1979 (Began with 42-14 win at Tampa Bay, 10-14-79, and ended with 10-3 loss at Denver, 11-4-79).
------	---	---	---

LONGEST LOSING STREAK

14	(First games of 1980)
----	-----------------------

PASSING**MOST PASSES COMPLETED**

Season	—	334	1980 (566 Attempts)
Game	—	33	vs. Green Bay, 9-10-78 (53 Attempts)

MOST PASSES ATTEMPTED

Season	—	566	1980 (334 Completions)
Game	—	53	at Green Bay, 9-10-78 (33 Completions)

BEST COMPLETION PERCENTAGE (10 or more passes)

Season	—	.614	1978 (479 Attempts, 294 Completions)
Game	—	.800	at Tampa Bay, 10-14-79 (12 of 15)

FEWEST PASSES COMPLETED

Season	—	137	1982*
Game	—	2	at San Francisco, 10-15-78

FEWEST PASSES ATTEMPTED

Season	—	248	1982*
Game	—	4	at San Francisco, 10-15-78 (2 Completions)

LOWEST COMPLETION PERCENTAGE

Season	—	.462	1975 (392 Attempts, 181 Completions)
--------	---	------	--------------------------------------

MOST PASSES HAD INTERCEPTED

Season	—	29	1968 (439 Attempts)
Game	—	6	vs. Atlanta, 9-16-73 (24 Attempts)

MOST TIMES SAINTS PASSERS THROWN FOR LOSSES

Season	—	53	1975
Game	—	9	vs. Los Angeles, 10-24-76

MOST YARDS LOST ATTEMPTING TO PASS

Season	—	416	1975
Game	—	78	vs. Los Angeles, 10-24-76

INTERCEPTIONS**MOST PASSES INTERCEPTED**

Season	—	26	1979
Game	—	4	vs. Pittsburgh, 10-29-67; vs. Philadelphia, 11-30-69; vs. Chicago, 12-20-70; at Baltimore, 9-30-73; vs. Minnesota, 9-3-78; vs. Detroit, 10-21-79; at Los Angeles, 11-8-81

FEWEST PASSES INTERCEPTED

Season	—	9	1982*
--------	---	---	-------

MOST YARDS INTERCEPTIONS RETURNS

Season	—	351	1979 (26 Returns)
Game	—	176	vs. Minnesota, 9-3-78 (4 Interceptions)

FUMBLES**MOST FUMBLES**

Season	—	40	1981
Game	—	7	at Los Angeles, 11-8-81

FEWEST FUMBLES

Season	—	17	1982*
--------	---	----	-------

MOST OPPONENTS' FUMBLES RECOVERED

Season	—	27	1976
Game	—	5	vs. Dallas, 11-3-68; vs. Cleveland, 12-12-71; at Atlanta, 11-25-79

MOST FUMBLES LOST

Game	—	4	vs. Minnesota, 10-13-68
------	---	---	-------------------------

PUNT RETURNS**MOST PUNT RETURNS**

Game	—	6	vs. Houston, 10-3-76 at San Francisco, 9-27-81
------	---	---	---

MOST YARDS PUNTS RETURNED

Game	—	161	vs. Houston, 10-3-76 (6 Returns)
------	---	-----	----------------------------------

KICKOFF RETURNS

MOST KICKOFF RETURNS		
Game	—	9
		at Philadelphia, 11-19-67 (231 yards)
		9 vs. San Francisco, 10-1-72 (201 yards)

MOST YARDS KICKOFFS RETURNED		
Game	—	231
		at Philadelphia, 11-19-67 (9 Returns)

PUNTING

MOST PUNTS		
Season	—	101
		1976
Game	—	12
		vs. Minnesota, 11-16-75

FEWEST PUNTS		
Season	—	46
		1982*
Game	—	0
		0 vs. Atlanta, 01-02-83

PENALTIES

MOST PENALTIES		
Season	—	112
		1978 (1044 yards)
Game	—	14
		vs. Minnesota, 9-3-78 (132 yards)

MOST YARDS PENALIZED		
Season	—	1,044
		1978 (112 Penalties)
Game	—	142
		at New York, 10-6-68 (12 Penalties)

FEWEST PENALTIES		
Season	—	58
		1973 (516 yards)
Game	—	1
		Seven Times (Last time vs. Green Bay, 12-13-81)

FEWEST YARDS PENALIZED		
Season	—	514
		1972* (64 Penalties)
Game	—	1
		vs. Green Bay, 12-17-72

DEFENSE

MOST POINTS ALLOWED		
Season	—	487
		1980
Game	—	62
		Atlanta 62 at Saints 7, 9-16-73
Half	—	38
		vs. Atlanta, 9-16-73
Quarter	—	28
		at Philadelphia, 11-19-67; at Chicago, 10-10-71;
		vs. Los Angeles, 10-7-79

FEWEST POINTS ALLOWED		
Season	—	160
		1982*
Game	—	0
		Buffalo at Saints 13, 11-4-73; St. Louis at Saints 14, 12-8-74;
		Atlanta at Saints 30, 10-10-76; Saints 10 at Chicago, 9-19-82

MOST YARDS ALLOWED

Season	—	6,218
		1980
Game	—	552
		vs. Atlanta, 9-2-79

FEWEST YARDS ALLOWED

Season	—	2,607
		1982*
Game	—	150
		vs. St. Louis, 09-12-82

MOST YARDS ALLOWED RUSHING

Season	—	3,106
		1980
Game	—	340
		vs. Los Angeles, 11-25-73

FEWEST YARDS ALLOWED RUSHING

Season	—	974
		1982*
Game	—	24
		vs. Washington, 10-28-73

FEWEST RUSHES ATTEMPTED

Season	—	255
		1982*
Game	—	14
		vs. Philadelphia, 11-30-69 (90 yards)

LOWEST YIELD—YARDS PER RUSH

Season	—	3.8
		1975 (tie) 3.8 1982
Game	—	1.3
		vs. Washington, 10-28-73

MOST YARDS ALLOWED PASSING

Season	—	3,183
		1969
Game	—	391
		at Seattle, 11-18-79

FEWEST YARDS ALLOWED PASSING

Season	—	1,633
		1982*
Game	—	46
		vs. Chicago, 12-1-68

FEWEST PASSES ATTEMPTED

Season	—	245
		1982* (149 Completions)
Game	—	12
		vs. Oakland, 11-7-71 (6 Completions)

FEWEST COMPLETIONS ALLOWED

Season	—	149
		1982* (245 Attempts)
Game	—	5
		vs. Chicago, 12-1-68 (20 Attempts)

LOWEST PCT. OPPONENTS' PASSES COMPLETED

Season	—	41.8
		1968 (153 of 366)
Game	—	.250
		vs. Chicago, 12-1-68 (5 of 20)

MOST TIMES TACKLED OPPONENTS' PASSER

Season	—	46
		1979
Game	—	7
		at Atlanta, 10-20-74 (56 Yards)

MOST YARDS LOST BY OPPONENTS' PASSER

Season	—	391
		1979 (46 Sacks)
Game	—	56
		at Atlanta, 10-20-74 (7 Sacks)

FEWEST TIMES TACKLED OPPONENTS' PASSER

Season	—	17
		1970 (136 Yards)

FEWEST YARDS LOST BY OPPONENTS' PASSER

Season — 136 1970 (17 Sacks)

FEWEST OFFENSIVE PLAYS (Rush and Pass)

Season — 531 1982*

Game — 45 at Philadelphia, 12-8-68

GREATEST MARGIN OF DEFEAT

55 Atlanta 62, at Saints 7, 9-16-73

OPPONENTS INDIVIDUAL RECORDS

TOTAL OFFENSE

MOST TOTAL PLAYS

51, Jack Concannon, Chicago, 12-20-70

MOST YARDS GAINED

389, Fran Tarkenton, New York, 10-8-67

MOST YARDS PER PLAY (10 or More Plays)

11.7, Bart Starr, Green Bay, 11-17-68

RUSHING

MOST RUSHES

30, William Andrews, Atlanta, 9-2-79

MOST YARDS GAINED

247, Willie Ellison, Los Angeles, 12-5-71

MOST YARDS PER RUSH (8 or More Carries)

11.0, Terry Bradshaw, 11-25-74 (99 yards, 9 Carries)

LONGEST SCORING RUN

80, Willie Ellison, Los Angeles, 12-5-71

LONGEST NON-SCORING RUN

65, Leroy Kelly, Cleveland, 11-10-68

PASSING

MOST ATTEMPTS

50, Jack Concannon, Chicago, 12-20-70

MOST COMPLETIONS

28, Fran Tarkenton, Minnesota, 9-3-78

28, Phil Simms, New York Giants, 9-20-81

MOST HAD INTERCEPTED

4, Kent Nix, Pittsburgh, 10-29-67

4, Norm Snead, Philadelphia, 11-30-69

4, Fran Tarkenton, Minnesota, 9-3-78

4, Dan Pastorini, Los Angeles, 11-8-81

MOST YARDS GAINED

384, Jim Zorn, at Seattle, 11-18-79

BEST PERCENTAGE

90.9, Scott Hunter, Atlanta, 10-31-76 (10 of 11)

MOST TOUCHDOWNS

6, Charley Johnson, St. Louis 11-2-69

LONGEST SCORING PASS

88, Bob Berry to Harmon Wages, Atlanta 12-7-69

LONGEST NON-SCORING PASS

84, Bob Berry to Ken Burrow, Atlanta, 12-19-72

PASS RECEIVING

MOST RECEPTIONS

12, Rickey Young, Minnesota, 9-3-78

MOST YARDS GAINED

190, Ken Burrow, Atlanta, 12-19-71

MOST TOUCHDOWNS

4, Dave Williams, St. Louis, 11-2-69

PUNTING

MOST PUNTS

10, John James, Atlanta, 10-24-74

BEST AVERAGE (5 or More)

53.4, Ron Widby, Dallas, 11-3-68

LONGEST PUNT

84, Ron Widby, Dallas, 11-3-68

PUNT RETURNS

MOST RETURNS

10, Mike Nelms, Washington, 12-26-82

MOST YARDS RETURNED

143, Chuck Latourette, St. Louis, 9-29-68

LONGEST RETURN

86, Chuck Latourette, St. Louis, 9-29-68

KICKOFF RETURNS

MOST KICKOFF RETURNS

7, Dennis Pearson, Atlanta, 9-2-79

MOST YARDS RETURNED

189, Dave Hampton, Green Bay, 11-28-71

LONGEST RETURN

105, Travis Williams, Los Angeles, 12-5-71

SCORING

MOST FIELD GOALS

6, Bobby Howfield, New York Jets, 12-3-72

MOST TOUCHDOWNS

4, Dave Williams, St. Louis, 11-2-69

LONGEST FIELD GOAL

55, Joe Danelo, New York Giants, 9-20-81

52, Mark Moseley, Washington, 10-26-80

51, Bill Capece, Tampa Bay, 11-29-81

MOST POINTS

24, Dave Williams, St. Louis, 11-2-69

INTERCEPTIONS

MOST INTERCEPTIONS

3, Pat Thomas, Los Angeles, 10-7-79

MOST YARDS RETURNED

93, Ross Fichtner, Cleveland, 10-1-67

LONGEST RETURN

88, Ross Fichtner, Cleveland, 10-1-67#

64, Lem Barney, Detroit, 11-19-72

Lateral from Erich Barnes

OPPONENTS TEAM RECORDS

SCORING

MOST POINTS SCORED

62, Atlanta, 9-16-73

TOTAL OFFENSE

MOST RUSHING AND PASSING PLAYS

87, vs. Atlanta, 9-2-79

MOST YARDS

552, vs. Atlanta, 9-2-79

BEST AVERAGE GAIN

8.1, at St. Louis, 11-2-69

RUSHING OFFENSE

MOST RUSHES

62, vs. St. Louis, 10-4-80

MOST YARDS

340, vs. Los Angeles, 11-25-73

BEST AVERAGE GAIN

7.53, at Los Angeles, 12-5-71

PASSING OFFENSE

MOST ATTEMPTS

51, Chicago, 12-20-70

MOST COMPLETIONS

28, vs. Minnesota, 9-3-78

28, at New York Giants, 9-20-81

MOST HAD INTERCEPTED

4, Seven Times (Last Time at Los Angeles, 11-8-81)

MOST YARDS GAINED

374, at St. Louis, 11-2-69

BEST PERCENTAGE

.905, vs. Green Bay, 12-13-61 (19 of 21)

MOST TOUCHDOWNS

6, at St. Louis, 11-2-69

FIRST DOWNS

MOST FIRST DOWNS

35, vs. Atlanta, 9-2-79

MOST RUSHING

23, vs. St. Louis, 10-4-80

MOST PASSING

18, at Philadelphia, 11-19-67, vs. Atlanta 9-2-79

18, vs. Philadelphia, 11-9-80

MOST BY PENALTIES

5, at New York Giants, 10-6-68

5, at Los Angeles, 12-5-71

PUNTING

MOST PUNTS

10, at Atlanta, 10-20-74

BEST AVERAGE

53.4, Dallas, 1-3-68

PUNT RETURNS

MOST RETURNS

10, Washington, 12-26-82

MOST YARDS RETURNED

143, St. Louis, 9-29-68

KICKOFF RETURNS

MOST RETURNS

8, Washington, 9-22-68; vs. Atlanta 9-2-79

MOST YARDS RETURNED

190, at San Francisco, 10-22-67

FUMBLES

MOST FUMBLES

7, Cleveland, 12-21-71; at Los Angeles, 12-16-79

MOST FUMBLES LOST TO NEW ORLEANS

5, Three Times (Last Time, Atlanta, 10-15-72)

PENALTIES

MOST PENALTIES

14, at Los Angeles, 12-5-71

MOST YARDS PENALIZED

195, vs. Pittsburgh, 11-25-74

TWO-TEAM RECORDS

SCORING

93, New Orleans 51, at St. Louis 42, 11-2-69

RUSHING OFFENSE

MOST RUSHES

86, New Orleans 39, at Atlanta 47, 12-16-73

PASSING OFFENSE

MOST PASSES COMPLETED

719, New Orleans 374, at St. Louis 345, 11-2-69

MOST PASSES COMPLETED

82, New Orleans 46, at Philadelphia 36, 10-20-69

MOST HAD INTERCEPTED

82, New Orleans 31, Chicago 51, 12-20-70

MOST PASSES COMPLETED

49, New Orleans 28, Philadelphia 21, 11-9-80

MOST HAD INTERCEPTED

8, New Orleans 4, Chicago 4, 12-20-70

MOST TOUCHDOWNS

12, New Orleans 6, at St. Louis 6, 11-2-69

FUMBLES

MOST FUMBLES

10, Cleveland 7, at New Orleans 3, 12-21-71

MOST FUMBLES LOST

8, Cleveland 5, at New Orleans 3, 12-12-71

PENALTIES

MOST YARDS PENALIZED

214, at New Orleans 132, Minnesota 82, 9-3-78

FEWEST YARDS PENALIZED

15, New Orleans 5, vs. Dallas 10, 9-28-69

FIRST DOWNS

MOST FIRST DOWNS

58, New Orleans 23, vs. Atlanta 35, 9-2-79

FEWEST FIRST DOWNS

20, New Orleans 8, Minnesota 12, 9-12-70

DEFENSIVE RECORDS

FEWEST POINTS SCORED

10, New Orleans 10, Chicago 0, 09-19-82

FEWEST YARDS—TOTAL OFFENSE

379, San Francisco 295, New Orleans 84, 10-1-72

FEWEST YARDS RUSHING OFFENSE

133, San Francisco 126, New Orleans 7, 10-1-72

FEWEST YARDS PASSING OFFENSE

87, Atlanta 63, at New Orleans 24, 9-29-74

NFL DIRECTORY

COMMISSIONER'S OFFICE

PETE ROZELLE.....	Commissioner
DON WEISS.....	Executive Director
BILL RAY.....	Treasurer
JAY MOYER.....	Counsel to Commissioner
JAN VAN DUSER.....	Director of Operations
JOEL BUSSERT.....	Director of Personnel
WARREN WELSH.....	Director of Security
CHARLES JACKSON.....	Assistant Director of Security
BUDDY YOUNG.....	Director of Player Relations
BILL GRANHOLM.....	Special Projects Manager
JIM HEFFERNAN.....	Director of Public Relations
VAL PINCHBECK.....	Director of Broadcasting
JOE BROWNE.....	Director of Information
ART McNALLY.....	Supervisor of Officials
JACK READER.....	Assistant Director of Officials
NICK SKORICH.....	Assistant Director of Officials
STU KIRKPATRICK.....	Officiating Assistant
JIM STEEG.....	Director of Special Events
SUSAN McCANN.....	Assistant Director of Special Events
WAYNE ROSEN.....	Director of Office Services
TOM SULLIVAN.....	Chief Accountant

AMERICAN FOOTBALL CONFERENCE

LAMAR HUNT.....	President
AL WARD.....	Assistant to the President
FRAN CONNORS.....	Director of Information

NATIONAL FOOTBALL CONFERENCE

GEORGE HALAS.....	President
JOE RHEIN.....	Assistant to the President
DICK MAXWELL.....	Director of Information

SUPER BOWL RESULTS

The Washington Redskins won their first-ever Super Bowl by beating the Miami Dolphins 27-17 in Super Bowl XVII. The Redskins avenged the Dolphins' 14-7 win in Washington's only other appearance in the world championship game, Super Bowl VII in Los Angeles in 1972.

ALL-TIME SUPER BOWL RESULTS

1966—Green Bay 35, Kansas City 10 at Los Angeles, Calif.
 1967—Green Bay 33, Oakland 14 at Miami, Fla.
 1968—New York Jets 16, Baltimore 7 at Miami, Fla.
 1969—Kansas City 23, Minnesota 7 at NEW ORLEANS, LA.
 1970—Baltimore 16, Dallas 13 at Miami, Fla.
 1971—Dallas 24, Miami 3 at NEW ORLEANS, LA.
 1972—Miami 14, Washington 7 at Los Angeles, Calif.
 1973—Miami 24, Minnesota 7 at Houston, Tex.
 1974—Pittsburgh 16, Minnesota 6 at NEW ORLEANS, LA.
 1975—Pittsburgh 21, Dallas 17 at Miami, Fla.
 1976—Oakland 32, Minnesota 14 at Pasadena, Calif.
 1977—Dallas 27, Denver 10 at NEW ORLEANS, LA.
 1978—Pittsburgh 35, Dallas 31 at Miami, Fla.
 1979—Pittsburgh 31, Los Angeles 19 at Pasadena, Calif.
 1980—Oakland 27, Philadelphia 10 at NEW ORLEANS, LA.
 1981—San Francisco 26, Cincinnati 21 at Pontiac, Mich.
 1982—Washington 27, Miami 17 at Pasadena, Calif.

NFL 1982 STANDINGS

By conference for 1982 season only

AMERICAN FOOTBALL CONFERENCE

	W	L	T	Pct.	Pts.	OP
* L.A. Raiders	8	1	0	.889	260	200
* Miami	7	2	0	.778	198	113
* Cincinnati	7	2	0	.778	232	177
* Pittsburgh	6	3	0	.667	204	146
* San Diego	6	3	0	.667	208	221
* N.Y. Jets	6	3	0	.667	245	166
* New England	5	4	0	.556	143	157
* Cleveland	4	5	0	.444	140	182
Buffalo	4	5	0	.444	113	138
Seattle	4	5	0	.444	127	147
Kansas City	3	6	0	.333	176	184
Denver	2	7	0	.222	148	226
Houston	1	8	0	.111	136	145
Baltimore	0	8	1	.056	113	236

*Made Playoffs

AFC NOTE: Miami finished ahead of Cincinnati based on better conference record (6-1 to 6-2). Pittsburgh wins common games tie-breaker with San Diego (3-1 to 2-1) after New York was eliminated from three-way tie based on conference record (Pittsburgh, San Diego 5-3 vs. New York 2-3).

NFC NOTE: Minnesota (4-1), Atlanta (4-3), St. Louis (5-4), Tampa Bay (3-3) seeds determined by best won-lost percentage in unequal number of conference games.

NATIONAL FOOTBALL CONFERENCE

	W	L	T	Pct.	Pts.	OP
* Washington	8	1	0	.889	190	128
* Dallas	6	3	0	.667	226	145
* Green Bay	5	3	1	.611	226	169
* Minnesota	5	4	0	.556	187	198
* Atlanta	5	4	0	.556	183	199
* St. Louis	5	4	0	.556	135	170
* Tampa Bay	5	4	0	.556	158	178
* Detroit	4	5	0	.444	181	176
New Orleans	4	5	0	.444	129	160
N.Y. Giants	4	5	0	.444	164	160
San Francisco	3	6	0	.333	209	206
Chicago	3	6	0	.333	141	174
Philadelphia	3	6	0	.333	191	195
L.A. Rams	2	7	0	.222	200	250

Final 1982 Standings of Teams in Divisions

AFC

EASTERN DIVISION

	W	L	T	Pct.	Pts.	OP
* Miami	7	2	0	.778	198	131
* N.Y. Jets	6	3	0	.667	245	166
* New England	5	4	0	.556	143	157
Buffalo	4	5	0	.444	150	154
Baltimore	0	8	1	.056	113	246

CENTRAL DIVISION

	W	L	T	Pct.	Pts.	OP
* Cincinnati	7	2	0	.778	232	177
* Pittsburgh	6	3	0	.667	204	146
* Cleveland	4	5	0	.444	140	182
Houston	1	8	0	.111	136	145

WESTERN DIVISION

	W	L	T	Pct.	Pts.	OP
* L.A. Raiders	8	1	0	.889	260	200
* San Diego	6	3	0	.667	288	221
Seattle	4	5	0	.444	127	147
Kansas City	4	5	0	.444	176	184
Denver	2	7	0	.222	148	226

NFC

EASTERN DIVISION

	W	L	T	Pct.	Pts.	OP
* Washington	8	1	0	.889	190	128
* Dallas	6	3	0	.667	226	145
* St. Louis	5	4	0	.556	135	170
N.Y. Giants	4	5	0	.444	164	160
Philadelphia	3	6	0	.333	191	195

CENTRAL DIVISION

	W	L	T	Pct.	Pts.	OP
* Green Bay	5	3	1	.611	226	169
* Minnesota	5	4	0	.556	187	198
* Tampa Bay	5	4	0	.556	158	178
* Detroit	4	5	0	.444	181	176
Chicago	3	6	0	.333	141	174

WESTERN DIVISION

	W	L	T	Pct.	Pts.	OP
* Atlanta	5	4	0	.556	183	199
New Orleans	4	5	0	.444	129	160
San Francisco	3	6	0	.333	209	206
L.A. Rams	2	7	0	.222	200	250

*Made Playoffs

RULE CHANGES, 1983

These are the rule changes approved by NFL owners for the 1983 season. They are:

1. Changed the rule on timeouts. In the past, a designated captain had to call timeouts. Now, any player on the field may call timeout for his team.
2. Designated that equipment that is worn by players on the playing field during a game must be designed and made by a professional manufacturer and may not be altered except by direction of a team physician.
3. Revised the pass interference rule. If a player significantly hinders the efforts of his opponent to catch a legal forward pass, pass interference will be called. If there is incidental contact in the act of moving to the ball that does not materially affect the route of an eligible player, there is no interference. Where there is contact, however severe, which may occur when two or more eligible players make a simultaneous and bona fide attempt to catch or bat the ball, there is no interference. If there is any question whether the incidental contact materially affects the route or if contact is simultaneous, the ruling shall be no interference.
4. Made the penalty for use of helmet as a weapon to strike, swing at or throw at an opponent loss of 15 yards and automatic disqualification of the player.
5. Changed the rule under punt returns to prohibit the receiver signaling a fair catch to deliberately block an opponent instead of trying to field the punt. Penalty will be 15 yards under unsportsmanlike conduct rules.
6. Changed the rule during the last two minutes of a half that in the last 30 seconds of the half, with the defensive team behind and no timeouts remaining, a defensive team cannot prevent the termination of a half except for the normal options available to the offensive team.
7. Did away with the rule that a kicker on the kickoff team could use soil to make a natural tee. The kicker must use an artificial tee of 1, 2, or 3 inches and approved by the league.

1983 NFL PRESEASON SCHEDULE

SATURDAY, JULY 30

AFC-NFC Hall of Fame Game

Pittsburgh vs. New Orleans

Canton, Ohio 2:00 p.m.

FIRST WEEK

THURSDAY, AUGUST 4

Baltimore at Houston 7:00 p.m.

FRIDAY, AUGUST 5

Detroit at Philadelphia 7:30 p.m.

Seattle at Denver 7:00 p.m.

SATURDAY, AUGUST 6

Buffalo at Chicago 6:00 p.m.

Cleveland at Green Bay 7:00 p.m.

Kansas City at Cincinnati 7:00 p.m.

Miami at Dallas 8:00 p.m.

Minnesota vs. St. Louis (London, England) 5:30 p.m.

New England vs. Pittsburgh at Knoxville 7:30 p.m.

New Orleans at Tampa Bay 8:00 p.m.

San Diego at Los Angeles Rams 7:00 p.m.

San Francisco at Los Angeles Raiders 6:00 p.m.

Washington at Atlanta 8:00 p.m.

SUNDAY, AUGUST 7

New York Jets at New York Giants 8:00 p.m.

SECOND WEEK

FRIDAY, AUGUST 12

Cincinnati at Washington 7:30 p.m.

New York Giants at Pittsburgh (ABC-TV) 8:30 p.m.

Green Bay at Seattle 7:30 p.m.

SATURDAY, AUGUST 13

Atlanta at Denver 7:00 p.m.

Detroit at Kansas City 7:30 p.m.

Chicago at St. Louis 6:00 p.m.

Cleveland at Buffalo 6:00 p.m.

Detroit at Kansas City 7:30 p.m.

Los Angeles Raiders at New York Jets 8:00 p.m.

New Orleans at Miami 8:00 p.m.

Philadelphia at San Diego 6:00 p.m.

Tampa Bay at Houston 8:00 p.m.

SUNDAY, AUGUST 14

New England at San Francisco (NBC-TV) 1:00 p.m.

MONDAY, AUGUST 15

Dallas at Los Angeles Rams 7:00 p.m.

THIRD WEEK

THURSDAY, AUGUST 18

New York Jets at Cincinnati (CBS-TV) 9:00 p.m.

FRIDAY, AUGUST 19

Miami at Washington (ABC-TV) 8:00 p.m.

Minnesota at Seattle 7:30 p.m.

SATURDAY, AUGUST 20

Atlanta at Tampa Bay 8:00 p.m.

Baltimore at New York Giants 8:00 p.m.

Buffalo at Detroit 7:00 p.m.

Chicago at Los Angeles Raiders 8:00 p.m.

Cleveland at Denver 7:00 p.m.

Houston at New Orleans 7:00 p.m.

New England at Los Angeles Rams 7:00 p.m.

Philadelphia at Green Bay (CBS-TV) 2:00 p.m.

Pittsburgh at Dallas (NBC-TV) 8:00 p.m.

St. Louis at Kansas City 7:30 p.m.

San Francisco at San Diego 6:00 p.m.

FOURTH WEEK

THURSDAY, AUGUST 25

Pittsburgh at Philadelphia 7:30 p.m.

FRIDAY, AUGUST 26

Baltimore at Atlanta 8:00 p.m.

Denver at Minnesota 7:30 p.m.

Los Angeles Raiders at Cleveland (NBC-TV) 8:00 p.m.

Miami at New York Giants 8:00 p.m.

New England at Tampa Bay 8:00 p.m.

Los Angeles Rams at San Diego 7:00 p.m.

SATURDAY, AUGUST 27

Cincinnati at Detroit 7:00 p.m.

Green Bay at St. Louis 6:00 p.m.

Kansas City at Chicago 6:00 p.m.

Houston at Dallas (CBS-TV) 8:00 p.m.

New York Jets at New Orleans 7:00 p.m.

Seattle at San Francisco 2:00 p.m.

Washington at Buffalo 6:00 p.m.

1983 NFL Schedule

(All times local)

(CBS-TV and NBC-TV Doubleheader Games To Be Determined)

SUNDAY, SEPTEMBER 4 (First Weekend)*

Atlanta at Chicago	12:00
Baltimore at New England	1:00
Denver at Pittsburgh	1:00
Detroit at Tampa Bay	1:00
Green Bay at Houston	12:00
Los Angeles Raiders at Cincinnati	1:00
Los Angeles Rams at New York Giants	1:00
Miami at Buffalo	1:00
Minnesota at Cleveland	1:00
New York Jets at San Diego	1:00
Philadelphia at San Francisco	1:00
St. Louis at New Orleans	12:00
Seattle at Kansas City	3:00

MONDAY, SEPTEMBER 5

Dallas at Washington	9:00
----------------------	------

THURSDAY, SEPTEMBER 8 (Second Weekend)*

San Francisco at Minnesota	7:30
----------------------------	------

SUNDAY, SEPTEMBER 11

Buffalo at Cincinnati	1:00
Cleveland at Detroit	1:00
Dallas at St. Louis	12:00
Denver at Baltimore	4:00
Houston at Los Angeles Raiders	1:00
New England at Miami	4:00
New Orleans at Los Angeles Rams	1:00
New York Giants at Atlanta	1:00
Pittsburgh at Green Bay	12:00
Seattle at New York Jets	4:00
Tampa Bay at Chicago	12:00
Washington at Philadelphia	1:00

MONDAY, SEPTEMBER 12

San Diego at Kansas City	8:00
--------------------------	------

THURSDAY, SEPTEMBER 15 (Third Weekend)**

Cincinnati at Cleveland	8:30
-------------------------	------

SUNDAY, SEPTEMBER 18

Atlanta at Detroit	1:00
Baltimore at Buffalo	1:00
Chicago at New Orleans	12:00
Kansas City at Washington	1:00
Los Angeles Rams vs. Green Bay at Milw.	12:00
Minnesota at Tampa Bay	4:00
New York Giants at Dallas	3:00
New York Jets at New England	1:00
Philadelphia at Denver	2:00
Pittsburgh at Houston	12:00
San Diego at Seattle	1:00
San Francisco at St. Louis	12:00

MONDAY, SEPTEMBER 19

Miami at Los Angeles Raiders	6:00
------------------------------	------

SUNDAY, SEPTEMBER 25 (Fourth Weekend)**

Atlanta at San Francisco	1:00
Chicago at Baltimore	2:00
Cincinnati at Tampa Bay	1:00
Cleveland at San Diego	1:00
Detroit at Minnesota	12:00
Houston at Buffalo	1:00
Kansas City at Miami	1:00
Los Angeles Raiders at Denver	2:00
Los Angeles Rams at New York Jets	4:00
New England at Pittsburgh	1:00
New Orleans at Dallas	12:00
St. Louis at Philadelphia	1:00
Washington at Seattle	1:00

MONDAY, SEPTEMBER 26

Green Bay at New York Giants	9:00
------------------------------	------

SUNDAY, OCTOBER 2 (Fifth Weekend)*

Baltimore at Cincinnati	1:00
Dallas at Minnesota	12:00
Denver at Chicago	12:00
Detroit at Los Angeles Rams	1:00
Houston at Pittsburgh	1:00
Los Angeles Raiders at Washington	1:00
Miami at New Orleans	3:00
Philadelphia at Atlanta	1:00
St. Louis at Kansas City	3:00
San Diego at New York Giants	4:00
San Francisco at New England	1:00
Seattle at Cleveland	1:00
Tampa Bay at Green Bay	12:00

MONDAY, OCTOBER 3

New York Jets at Buffalo	9:00
--------------------------	------

SUNDAY, OCTOBER 9 (Sixth Weekend)**

Buffalo at Miami	1:00
Denver at Houston	12:00
Green Bay at Detroit	1:00
Kansas City at Los Angeles Raiders	1:00
Los Angeles Rams at San Francisco	1:00
Minnesota at Chicago	12:00
New England at Baltimore	2:00
New Orleans at Atlanta	1:00
New York Jets at Cleveland	1:00
Philadelphia at New York Giants	4:00
Seattle at San Diego	1:00
Tampa Bay at Dallas	3:00
Washington at St. Louis	12:00

MONDAY, OCTOBER 10

Pittsburgh at Cincinnati	9:00
--------------------------	------

SUNDAY, OCTOBER 16 (Seventh Weekend)**

Atlanta at Los Angeles Rams	1:00
Buffalo at Baltimore	2:00
Chicago at Detroit	1:00
Cincinnati at Denver	2:00
Cleveland at Pittsburgh	1:00
Dallas at Philadelphia	4:00
Houston at Minnesota	12:00
Los Angeles Raiders at Seattle	1:00
Miami at New York Jets	1:00
New York Giants at Kansas City	3:00
St. Louis at Tampa Bay	1:00
San Diego at New England	1:00
San Francisco at New Orleans	12:00

MONDAY, OCTOBER 17

Washington at Green Bay	8:00
-------------------------	------

SUNDAY, OCTOBER 23 (Eighth Weekend)*

Atlanta at New York Jets	1:00
Chicago at Philadelphia	1:00
Cleveland at Cincinnati	1:00
Detroit at Washington	1:00
Kansas City at Houston	12:00
Los Angeles Raiders at Dallas	8:00
Miami at Baltimore	2:00
Minnesota at Green Bay	12:00
New England at Buffalo	1:00
New Orleans at Tampa Bay	4:00
Pittsburgh at Seattle	1:00
San Diego at Denver	2:00
San Francisco at Los Angeles Rams	1:00

MONDAY, OCTOBER 24

New York Giants at St. Louis	8:00
------------------------------	------

SUNDAY, OCTOBER 30 (Ninth Weekend)**

Baltimore at Philadelphia	1:00
Dallas at New York Giants	1:00
Detroit at Chicago	12:00
Green Bay at Cincinnati	4:00
Houston at Cleveland	1:00
Kansas City at Denver	2:00
Los Angeles Rams at Miami	1:00
Minnesota at St. Louis	12:00
New England at Atlanta	1:00
New Orleans at Buffalo	1:00
New York Jets at San Francisco	1:00
Seattle at Los Angeles Raiders	1:00
Tampa Bay at Pittsburgh	1:00

MONDAY, OCTOBER 31

Washington at San Diego	6:00
-------------------------	------

SUNDAY, NOVEMBER 6 (Tenth Weekend)*

Atlanta at New Orleans	12:00
Baltimore at New York Jets	4:00
Buffalo at New England	1:00
Chicago at Los Angeles Rams	1:00
Cincinnati at Houston	12:00
Cleveland vs. Green Bay at Milw.	12:00
Denver at Seattle	1:00
Los Angeles Raiders at Kansas City	12:00
Miami at San Francisco	1:00
Philadelphia at Dallas	12:00
St. Louis at Washington	4:00
San Diego at Pittsburgh	1:00
Tampa Bay at Minnesota	12:00

MONDAY, NOVEMBER 7

New York Giants at Detroit	9:00
----------------------------	------

SUNDAY, NOVEMBER 13 (Eleventh Weekend)**

Buffalo at New York Jets	1:00
Cincinnati at Kansas City	12:00
Dallas at San Diego	1:00
Denver at Los Angeles Raiders	1:00
Detroit at Houston	12:00
Green Bay at Minnesota	12:00
Miami at New England	1:00
New Orleans at San Francisco	1:00
Philadelphia at Chicago	12:00
Pittsburgh at Baltimore	2:00
Seattle at St. Louis	12:00
Tampa Bay at Cleveland	1:00
Washington at New York Giants	4:00

MONDAY, NOVEMBER 14

Los Angeles Rams at Atlanta	9:00
-----------------------------	------

SUNDAY, NOVEMBER 20 (Twelfth Weekend)*

Baltimore at Miami	1:00
Chicago at Tampa Bay	1:00
Cleveland at New England	1:00
Detroit vs. Green Bay at Milw.	12:00
Houston at Cincinnati	1:00
Los Angeles Raiders at Buffalo	1:00
Kansas City at Dallas	3:00
Minnesota at Pittsburgh	1:00
New York Giants at Philadelphia	1:00
San Diego at St. Louis	12:00
San Francisco at Atlanta	4:00
Seattle at Denver	2:00
Washington at Los Angeles Rams	1:00

MONDAY, NOVEMBER 21

New York Jets at New Orleans	8:00
------------------------------	------

THURSDAY, NOVEMBER 24 (Thirteenth Weekend)* (Thanksgiving Day)

Pittsburgh at Detroit	12:30
St. Louis at Dallas	3:00

SUNDAY, NOVEMBER 27

Baltimore at Cleveland	1:00
Buffalo at Los Angeles Rams	1:00
Denver at San Diego	1:00
Green Bay at Atlanta	4:00
Houston at Tampa Bay	1:00
Kansas City at Seattle	1:00
Minnesota at New Orleans	12:00
New England at New York Jets	1:00
New York Giants at Los Angeles Raiders	1:00
Philadelphia at Washington	1:00
San Francisco at Chicago	12:00

MONDAY, NOVEMBER 28

Cincinnati at Miami	9:00
---------------------	------

THURSDAY, DECEMBER 1**(Fourteenth Weekend)***

Los Angeles Raiders at San Diego	6:00
----------------------------------	------

SUNDAY, DECEMBER 4

Atlanta at Washington	1:00
Buffalo at Kansas City	12:00
Chicago at Green Bay	12:00
Cincinnati at Pittsburgh	1:00
Cleveland at Denver	2:00
Dallas at Seattle	1:00
Los Angeles Rams at Philadelphia	1:00
Miami at Houston	12:00
New Orleans at New England	1:00
New York Jets at Baltimore	4:00
St. Louis at New York Giants	1:00
Tampa Bay at San Francisco	1:00

MONDAY, DECEMBER 5

Minnesota at Detroit	8:00
----------------------	------

SATURDAY, DECEMBER 10**(Fifteenth Weekend)****

Atlanta at Miami	4:00
Pittsburgh at New York Jets	12:30

SUNDAY, DECEMBER 11

Baltimore at Denver	2:00
Chicago at Minnesota	12:00
Cleveland at Houston	12:00
Detroit at Cincinnati	1:00
Kansas City at San Diego	1:00
New England at Los Angeles Rams	1:00
New Orleans at Philadelphia	1:00
St. Louis at Los Angeles Raiders	1:00
San Francisco at Buffalo	1:00
Seattle at New York Giants	1:00
Washington at Dallas	3:00

MONDAY, DECEMBER 12

Green Bay at Tampa Bay	9:00
------------------------	------

FRIDAY, DECEMBER 16**(Sixteenth Weekend)***

New York Jets at Miami	9:00
------------------------	------

SATURDAY, DECEMBER 17

Cincinnati at Minnesota	3:00
New York Giants at Washington	12:30

SUNDAY, DECEMBER 18

Buffalo at Atlanta	1:00
Denver at Kansas City	12:00
Green Bay at Chicago	12:00
Houston at Baltimore	2:00
Los Angeles Rams at New Orleans	12:00
New England at Seattle	1:00
Philadelphia at St. Louis	12:00
Pittsburgh at Cleveland	1:00
San Diego at Los Angeles Raiders	1:00
Tampa Bay at Detroit	4:00

MONDAY, DECEMBER 19

Dallas at San Francisco	6:00
-------------------------	------

*NBC-TV Doubleheader Week

**CBS-TV Doubleheader Week

Media Information

PRESS GATE: Press entrance for Saints' games at Superdome is located on lower level of northwest parking garage (side nearest Claiborne Ave. overpass) near the center of the building. Press door opens two hours prior to kickoff (press will-call at this entrance).

CREDENTIAL REQUESTS: Superdome press box space is reserved for the working news media. Requests should be made at least one week in advance and directed to Greg Suit, public relations director, New Orleans Saints, 1500 Poydras St., New Orleans, La. 70112. Phone: (504) 525-0792.

TELEVISION AND RADIO: Network television and visiting radio are assigned numbered booths in main press box. Spotters and statisticians are available upon advance request.

PHOTOGRAPHERS: Only accredited working photographers are allowed on sidelines. They must wear a "field photo" credential and kneel behind the 12-foot restricted zone. The bench areas are off limits at all times. Photographers should take special note of conditions of use listed on the credential. Reporters are not permitted to accompany photographers on sidelines.

LOCKER ROOMS: Only accredited working media are allowed in locker rooms after the games. There is no admission before the game.

TELEPHONES: Requests for service should be directed to Patricia Litchfield (504) 587-3854.

COPY TRANSMISSION: Requests for service should be directed to Leon Letulle, formerly of Sports Comm, who operates a copy transmission and computer service. He can be reached at (504) 368-3140.

PRESS BOX SERVICES: Statistical information is supplied before, during and after game. Scores of other games are announced and posted as received. Post-game quotes are provided from both locker rooms. Refreshments are served in the press lounge before game, halftime, and post-game.

TRANSPORTATION: Rides to Moisant International Airport will be arranged for visiting media with tight departure schedules.

ON THE ROAD WITH THE SAINTS

Canton, Ohio	Holiday Inn North	(216) 494-2770
Tampa Bay	Tampa Marriott Hotel	(813) 876-9611
Miami	Sheraton River House	(305) 871-3800
Los Angeles	Anaheim Marriott Hotel	(714) 750-0800
Dallas	Summit Hotel	(214) 243-3363
Atlanta	Marriott Hotel-Atlanta Airport	(404) 766-7900
Buffalo	Marriott Inn-Amherst	(716) 689-6900
San Francisco	San Francisco Airport Hilton	(415) 589-0770
New England	Biltmore Plaza (Providence, RI)	(401) 421-0700
Philadelphia	Franklin Plaza	(215) 448-2000

Saints Ticket Information



LOUISIANA SUPERDOME SEATING CAPACITY: 71,330

TICKET PRICES¹

Season		Single Game
\$160.00	Loge Level & Padded Terrace	\$16.00
\$140.00	Plaza Level	\$14.00
\$100.00	Terrace Level	\$10.00

TICKET OFFICE

The New Orleans Saints ticket office is located in the Louisiana Superdome. Office hours are 9 a.m. to 5 p.m. weekdays. The ticket office is also open during these hours on Saturday before regular season home games. Ticket office phone: (504) 587-3664.

Use your Visa or Mastercharge card to order tickets by phone or mail. Other mail orders will be accepted when accompanied by a certified check or money order for the amount plus \$1 for handling.

On game days, tickets may be purchased at the Superdome on the plaza level beginning at 9 a.m.

SINGLE GAME TICKET OUTLETS

Individual game tickets are available at official Saints ticket outlets at the following locations: NEW ORLEANS—Gemelli's Men's Store, 117 Camp St. METAIRIE—Gemelli's Men's Store, 3770 Veterans Hwy. GULFPORT, MISS.—J.C. Penney, Edgewater Mall; Keesler Air Force Base. MOBILE, ALA.—Brunell Travel, 100 Saint Joseph St. SLIDELL—Fasullo Drugs, 1591 Gause Blvd.

— NOTES —



SAINTS ON WWL RADIO

New Orleans Saints home and away games will be broadcast by WWL Radio (870) as the flagship station of the Saints network.

Larry Matson of WWL Sports will be play-by-play announcer with WWL-TV (4) sports director Jim Henderson providing color commentary.

LOUISIANA

Bogalusa WBOX
Clinton WFEX-FM
Crowley KSIG
Eunice KEUN
Franklinton KFCG
Laplace WCKW
Hammond WFPR
Houma KHOM-FM
Jena KJNA-FM
Lafayette KXKW
Mannsfeld KDXI
Minden KASO
Monroe KMLB
Morgan City KFXT-FM
New Roads KQXL-KCLF
Oakdale KGBM
Pineville KPAL
Port Sulphur KAGY
Rayville KXLA
Shreveport KEPT
Tallulah KTLN
Winnsboro KMAR

MISSISSIPPI

Biloxi WBND
Booneville WBIP
Brookhaven WCHJ
Clinton WHJT
Drew WKZB
Greenwood WGRM
Hattiesburg WHSY
Laurel WQIS
McComb WHNY
Monticello WMLC
Natchez WMIS
Pascagoula WGUD
Philadelphia WHOC-WWSL
Waynesboro WABO
Wiggins WIGG
Yazoo City WAZF

ALABAMA

Mobile WKRG


TEXAS

Port Arthur KTZC

SAINTS PRESEASON GAMES ON TELEVISION


Saints 1983 preseason games will be shown on television. WWL-TV (4) will televise away games vs. Tampa Bay Aug. 6 and Miami Aug. 13 live beginning at 7 p.m. New Orleans time. Times for delayed broadcast for home preseason games are as follows: Houston, noon Sunday, Aug. 21; New York Jets, noon Sunday, Aug. 28.

ABC-TV will carry nationally the opening game of the 1983 preseason, the NFL Hall of Fame Game on Saturday, July 30 at 2 p.m. The Saints face the Pittsburgh Steelers in Fawcett Stadium at Canton, Ohio.



WWL Newsradio 87

**With exclusive
live coverage of
the New Orleans Saints...
we're your ticket to the game.**



NEW
YORK
LIFE

NEW YORK LIFE AND LOUISIANA

FRIENDS FOR OVER A CENTURY AND A QUARTER.

New York Life Group Insurance and Group Pension contracts provide security and protection for thousands of employees of large and small firms and organizations throughout the Saints' territory.

If you have any employee benefit problems,

REMEMBER US

Just call our Group Office 504-524-1276.