

# 2015

## MEDIA GUIDE



# SAINTS







# NEW ORLEANS SAINTS













# 2015 SCHEDULE

DATE	OPPONENT	TIME
------	----------	------

## PRESEASON

Thu, Aug. 13		at Baltimore Ravens	6:30 PM
Sat, Aug. 22		New England Patriots	6:30 PM
Sun, Aug. 30		Houston Texans	3:00 PM
Thu, Sept. 3		at Green Bay Packers	6:00 PM

## REGULAR SEASON

Sun, Sept. 13		at Arizona Cardinals	3:05 PM
Sun, Sept. 20		Tampa Bay Buccaneers	12:00 PM
Sun, Sept. 27		at Carolina Panthers	12:00 PM
Sun, Oct. 4		Dallas Cowboys	7:30 PM
Sun, Oct. 11		at Philadelphia Eagles	12:00 PM
Thu, Oct. 15		Atlanta Falcons	7:25 PM
Sun, Oct. 25		at Indianapolis Colts	12:00 PM
Sun, Nov. 1		New York Giants	12:00 PM
Sun, Nov. 8		Tennessee Titans	12:00 PM
Sun, Nov. 15		at Washington Redskins	12:00 PM

## BYE WEEK

Sun, Nov. 29		at Houston Texans	12:00 PM
Sun, Dec. 6		Carolina Panthers	12:00 PM
Sun, Dec. 13		at Tampa Bay Buccaneers	12:00 PM
Mon, Dec. 21		Detroit Lions	7:30 PM
Sun, Dec. 27		Jacksonville Jaguars	12:00 PM
Sun, Jan. 3		at Atlanta Falcons	12:00 PM

Home games in bold • All times Central • [www.NewOrleansSaints.com](http://www.NewOrleansSaints.com)



THANK YOU TO OUR  
**2015 PATRON SAINTS  
PARTNERS**



# Compassion. Courage. Values. That's The Power of People.



**Entergy is proud to be named as one of the Top 100 Corporate Citizens in the country.**

At Entergy, we aspire to contribute to a society that is healthy, educated and productive. Where none of our customers live in poverty. Where every child has the opportunity for a good education and to fulfill his or her full potential. And where the environment poses no threat to future generations. This is the future we imagine. Our commitment to all of our stakeholders: owners, customers, employees and communities is to see it through.



**TOP 100  
CORPORATE  
CITIZENS**



**Entergy®**

THE POWER OF PEOPLE®



Connect with us:



A message from Entergy Corporation ©2015 Entergy Services, Inc. All Rights Reserved.

# TABLE OF CONTENTS

Staff Directory .....	3-4
Youth Programs .....	5
Community Affairs .....	6-7
50th Anniversary .....	7

## OWNERSHIP ..... 8-22

## FOOTBALL ..... 23-338

Exec. VP/GM .....	24-25
Coaching Staff .....	26-67
Players .....	68-230
2015 Draft Picks .....	231-246
Undrafted/First-Year .....	246-257
Alphabetical Roster .....	258-259
Numerical Roster .....	260-261
How The Saints Were Built .....	262
NFL Season In Review .....	264
Final Statistics .....	265-266
Honors .....	267
Game-By-Game Saints .....	268
Game-By-Game Opponents .....	269
Participation Report .....	270-271
Game-By-Game Starters .....	272
Team Superlatives .....	273
Individual Superlatives .....	274
Individual Statistics .....	275-284
Turnover Table .....	285
Transactions Log .....	286-287
Game-By-Game Review .....	288-319
Football Operations .....	320-338

## ADMINISTRATION .. 339-348

Staff .....	340-348
-------------	---------

## RECORDS ..... 349-382

Career Leaders .....	350-352
Yearly Leaders .....	353-361
Individual Records .....	362-370
Team Records .....	371-376
Two-Team Records .....	377
Consecutive Records .....	378
Big Games .....	379-382
Last Time .....	383
Individual Playoff Records .....	384-385
Team Playoff Records .....	386

## HISTORY ..... 387-515

Saints Timeline .....	388-399
Season Results .....	400-414
Series Records .....	415-420
Attendance Figures .....	421
Preseason Results .....	422-425
Preseason Records .....	425
Year-By-Year Statistics .....	426-472
Playoff Game Summaries .....	473-480
All-Time Roster .....	481-488
All-Time Numerical Roster .....	489-494
Pro Football Hall of Fame .....	495-497
NFL Honors .....	498-503
NFL Draft History .....	504-512
Saints In Prime Time .....	513
Saints/La. Sports Hall of Fame .....	514
Mercedes-Benz Superdome .....	515


## 2015 New Orleans Saints Media Guide

This media guide includes a compilation of information that has been gathered and preserved by members of each of the team's previous communications departments. Many thanks to everyone who has helped prepare and preserve this information.

The 2015 Saints media guide was written and edited by the Saints Communications Staff.

Executive Editor: Greg Bensel  
 Editor: Justin Macione  
 Editorial Assistance: Courtney Foret, Matt Mendelson, Fitz Ollison  
 Cover: Chad Vincent  
 Photography: Michael C. Hebert  
 Design and Layout: Emily Eaton - Highwire MC  
 Printing: Mpress

©Copyright, 2015. New Orleans Saints.



# STAFF DIRECTORY

## New Orleans Saints

5800 Airline Drive, Metairie, LA 70003

**Telephone:** (504) 733-0255 • **Ticket Office:** (504) 731-1700

**Website:** NewOrleansSaints.com

**Home Stadium:** Mercedes-Benz Superdome

**Colors:** Old Gold, Black, and White

**Conference:** National Football Conference (South Division)



### EXECUTIVE

Tom Benson	Owner
Gayle Benson	Executive Officer
Jennie Guarisco	Executive Assistant to the Owner
Melissa Manwaring	Executive Assistant to the Owner
Lauren Levenson	Assistant to the Executive Officer

### FOOTBALL OPERATIONS

Mickey Loomis	Executive Vice President/General Manager
Khari Harrelson	Vice President of Football Administration
James Nogaoka	Director of Operations
Debbie Gallagher	Executive Asst. to EVP/General Manager

### Player Personnel

Terry Fontenot	Director of Pro Scouting
Jeff Ireland	Assistant General Manager/ College Scouting Director
Ryan Powell	Pro Scout
Michael Parenton	Pro Scout
Dwaune Jones	Regional Scout
Mike Baugh	Area Scout
Brendan Proffitt	Area Scout
Cody Rager	Area Scout
Jon Sandusky	Area Scout
Joey Vitt Jr.	Area Scout
Terry Wooden	Area Scout
Casey Talley	Combine Scout
Paul Zimmer	College Scouting Coordinator
Alaina Toups	IT Specialist
Bailee Brown	Scouting Assistant
Ben Martinez	Scouting Assistant
Greg Castillo	Scouting Intern

### Coaching

Sean Payton	Head Coach
Joe Vitt	Assistant Head Coach/Linebackers
Dennis Allen	Senior Defensive Assistant
Pete Carmichael	Offensive Coordinator
Rob Ryan	Defensive Coordinator
Greg McMahon	Special Teams Coordinator
Charles Byrd	Assistant Strength & Conditioning
Dan Dalrymple	Head Strength & Conditioning
Kyle DeVan	Offensive Assistant
Bret Ingalls	Offensive Line

Bill Johnson	Defensive Line
Stan Kwan	Assistant Special Teams
Greg Lewis	Offensive Assistant
Wesley McGriff	Secondary
Jason Mitchell	Director of Coaching Administration
John Morton	Wide Receivers
Mike Neu	Quarterbacks
Brendan Nugent	Coaching Assistant
Dan Roushar	Tight Ends
Joel Thomas	Running Backs
Marcus Ungaro	Defensive Assistant
Rob Wenning	Assistant Strength & Conditioning
James Willis	Defensive Assistant/Linebackers
Brian Young	Outside Linebackers

### Equipment

John Baumgartner	Equipment Manager
Corey Gaudet	Assistant Equipment Manager
Joel Gastright	Equipment Assistant

### Communications

Greg Bense	Senior Vice President of Communications
Doug Tatum	Executive Director of Digital Media
Fitz Ollison	Senior Director of Football Communications
Justin Macione	Football Communications Manager
Lindsey Mitchell	Corporate Communications Manager
Alex Restrepo	Digital Media/Social Media Manager
Courtney Foret	Communications/Alumni Coordinator
Matt Mendelson	Communications Coordinator
John DeShazier	Senior Writer/Digital Media Contributor
Sean Kelley	Digital Media Contributor
Dan Simmons	Alumni/Legends Development Coordinator
Michael C. Hebert	Director of Photography

### Player Development

Fred McAfee	Director of Player Development
Danny Lawless	Director of Security

### Athletic Training

Scottie Patton	Head Athletic Trainer
Beau Lowery	Director of Rehabilitation
Kevin Mangum	Assistant Athletic Trainer
Ben Stollberg	Assistant Athletic Trainer
Jamie Meeks	Director of Sports Nutrition

OWNERSHIP

FOOTBALL

ADMINISTRATION

RECORDS

HISTORY



# STAFF DIRECTORY

## Medical Staff

Dr. John Amoss .....	Team Physician
Dr. Deryk Jones .....	Team Orthopedist
Dr. Misty Suri .....	Team Orthopedist

## Video

Dave Desposito .....	Video Director
Joe Alley .....	Assistant Video Director
Justin Matthews .....	Video Assistant
Tim Youngblood .....	Video Assistant

## ADMINISTRATION

Dennis Lauscha .....	President
Jeanne Brown .....	Executive Assistant to the President

## Marketing & Business Development

Ben Hales .....	Senior Vice President of Marketing & Business Development
Ian Tigchelaar .....	Senior Director of Business/ Marketing Operations
Stephen Pate .....	Senior Director of Community and Governmental Affairs
Josh Richardson .....	Executive Director of Gameday Entertainment
Jared Sampson .....	Director of Gameday Entertainment and Special Events
Jason Trosclair .....	Director of Youth Programs
Elicia Broussard-Sheridan .....	Director of Community Affairs
Chad Vincent .....	Graphic Designer
Jamie Moore .....	Youth Programs Manager
Adriel Rocha .....	Community Affairs Associate

## Corporate Partnerships

Jean-Paul Dardenne .....	Senior Vice President of Corporate Partnerships
R.J. Mata .....	Senior Director of Corporate Partnerships
Sam Cole .....	Director of Corporate Partnerships
Keira Durette .....	Director of Partnership Activation
Chase Jones .....	Director of Strategic Partnerships
Chris Cordaro .....	Corporate Sales Account Executive
Derek Henderson .....	Corporate Sales Account Executive
Jenna Romig .....	Manager of Partnership Activation
Katie Krajcer .....	Corporate Partnerships Activation Specialist
Megan Sullivan Milazzo .....	Corporate Partnerships Activation Specialist
Shannon Hinton Kern .....	Corporate Partnerships Digital Media Account Executive

## Ticket & Suite Sales

Michael Stanfield .....	Senior Vice President of Sales
Cindy Hart .....	Executive Director of Suite Sales & Services
Alex Hamilton .....	Director of Ticket Operations

Gena Boudreaux .....	Ticket Service & Retention Acct. Exec.
Courtney Gros .....	Ticket Service & Retention Acct. Exec.
Timothy Grzych .....	Ticket Service & Retention Acct. Exec.
Stephanie Harpster .....	Ticket Service & Retention Acct. Exec.
Emile Moussa .....	Ticket Service & Retention Acct. Exec.
Corey Neuberger .....	Ticket Service & Retention Acct. Exec.
Mario Scrafalloto .....	Ticket Service & Retention Acct. Exec.
Robert Scholl .....	Ticket Service & Retention Acct. Exec.
Blake Simon .....	Manager of Ticket Service and Retention
Derrick James .....	Box Office Manager
Ashley Thiedke .....	Manager of Premium Services
Joe Chavis .....	Customer Service Representative
Mike Karczewski .....	Ticket Operations
Angel Mata .....	Customer Service Representative
Angela Leon .....	Customer Service Representative
Charlene Brown .....	Receptionist
Amanda Gullette .....	Receptionist

## Finance & Accounting

Ed Lang .....	Senior Vice President/CFO
Charleen Sharpe .....	Comptroller
Patrice Gunter .....	Corporate Controller
Nicole MacRae .....	Staff Accountant
Jay Romig .....	Administrative Director
John Berfekt .....	Mail Clerk

## Legal

Vicky Neumeyer .....	Senior Vice President/General Counsel
Matthew Sharpe .....	Workers' Compensation & Compliance Coordinator

## Human Resources

Pat McKinney .....	Executive Director of Human Resources
Mary Vinet .....	Human Resources Generalist
Alyssa Walter Hadden .....	Human Resources Coordinator

## Information Technology

Jeff Huffman .....	Director of Information Technologies
Jody Barbier .....	Senior Network and Support Manager
Kevin Brewer .....	Computer Systems Administrator
Chris Chapital .....	Desktop Support Specialist
Brad Millet .....	Desktop Support Specialist

## Facilities

Terry Ashburn .....	Facilities Director
Wade Vicknair .....	Assistant Facilities Manager
Corey Rogers .....	Grounds Superintendent
Gordon Duplessis .....	Facilities Assistant
Brock Matherne .....	Facilities Assistant
Matthew Smith .....	Facilities Assistant
Cody Vicknair .....	Facilities Assistant



## NEW ORLEANS SAINTS YOUTH PROGRAMS

The New Orleans Saints Youth Programs Department maintains an active presence in the community throughout the year, bringing NFL excitement to children who may not have the opportunity to experience the thrill of a Saints' football game in person.

The Saints reach thousands of children through programs such as the Gatorade Junior Training Camp program, the Saints Experience, and the United Way Community Patrol camp. The club is also highly involved with the NFL's Player Development programs and supports all of the league's youth initiatives such as PLAY 60, NFL FLAG, Punt, Pass and Kick and USA Football's Coaching Certifications and Heads Up Football initiatives including player information sessions and Moms Safety clinics.

The club is the sponsor of the LHSAA Game of the Week on FOX Sports New Orleans to highlight high school football in the state of Louisiana. The Saints also honor area high school coaches through the Saints NFL High School Coach of the Week program which provides \$1,000 to each of the coaches' respective football programs. The team has also spearheaded efforts to build community football fields across the city including at Harrell Stadium, Green Charter School and two fields at City Park of New Orleans.

In addition to honoring high school coaches and constructing community fields, the Saints partner with the National Guard to conduct life skills presentations to high schools throughout the city where topics such as education, work ethic, leadership, values as well as the opportunities that are available after graduation are discussed.

The Saints Youth Task Force meets annually and addresses issues facing today's youth football programs. These efforts positively impact the growth and direction of football for youngsters in the community.

The Youth Programs Department is also influential in helping to raise thousands of dollars through the NFL Player Matching Grant Program. In conjunction with the NFL Foundation, monies are contributed to youth football organizations throughout the region.





## SAINTS IN THE COMMUNITY

The New Orleans Saints Community Affairs Department is committed to supporting the charitable efforts of the club's ownership, players, coaches and staff throughout the Gulf South region. This dedication to charitable causes and those in need has been a defining trait of Tom Benson's 30-year tenure as Owner of the franchise. Community service and participation in making positive, lasting impacts on the community are core beliefs and a basic expectation of every member of the New Orleans Saints organization.

### RESPONDING TO THE COMMUNITY IN TIMES OF CRISES

The relationship between the New Orleans Saints and its fans is unique in the world of sports. The team has been the recipient of unqualified support from the community since its inception and welcomes the opportunity to give back—particularly in times of crisis. Following the devastation of Hurricanes Katrina and Rita, the Saints raised over \$1 million dollars through the Saints Hurricane Katrina Relief Fund. In addition, following the Gulf Coast Oil Spill, the team raffled a Super Bowl XLIV ring, raising over \$1.5 million to aid charities and organizations assisting victims of the spill. The money raised was distributed to organizations making the greatest impact including the Audubon Institute, Second Harvest Food Bank, United Way, Catholic Charities, Teach for America, and the Greater New Orleans Sports Foundation.

The New Orleans Saints will continue to prioritize efforts to build awareness and support for issues challenging the Gulf South by working with organizations including America's Wetland Foundation and Women of the Storm. The team is committed to working with these and other organizations to safeguard and promote the critical role our wetlands, energy production and seafood industry play in our nation's future economic vitality.

## SPECIAL ATTENTION TO YOUTH & EDUCATION

The Saints organization believes in the future of New Orleans and the Gulf South and understands that our community's children are our greatest resource and hope for a stronger region. The Community Affairs and Youth Programs departments conduct and assist over 350 events and initiatives every year focusing on the development and education of our children. Throughout the year, Saints players and staff visit schools to stress to students the importance of education, physical fitness, nutrition, leadership development, character building and time management. The club's ownership, executives and staff serve on numerous community organization boards and partners with programs including Boys & Girls Clubs, Special Olympics, Boy and Girl Scouts, the United Way, Early Childhood and Family Learning Foundation, LHSAA Game of the Week, NFL YET Center, Make-A-Wish, South Louisiana Lemonade Day and Up 2 Us.

**IN 2016 THE  
NEW ORLEANS SAINTS  
WILL CELEBRATE THEIR**

**50<sup>TH</sup>  
ANNIVERSARY**



OWNERSHIP

FOOTBALL

ADMINISTRATION


RECORDS

HISTORY



# OWNERSHIP





## TOM & GAYLE BENSON


Tom and Gayle Benson give the New Orleans Saints their unwavering commitment to operating a model franchise with championship aspirations on the field, while being a community leader in the Gulf South region off the field, through extensive investment and involvement. The 2015 season

will mark Tom Benson's 31st year of ownership of the franchise, while Gayle Benson will serve as the club's Executive Officer.

Under the supervision and guidance of Mr. and Mrs. Benson, the Saints have reached new heights since 2006. This period, featuring the Super Bowl XLIV title, two NFC Championship appearances, three division championships and five playoff berths, combined with a commitment to rebuild and enhance the Gulf South, has embodied the testament and realization of the principles that Mr. Benson first instilled in the Saints organization when he purchased the franchise in 1985.

When Mr. Benson, who owned numerous automotive and banking interests in both the New Orleans area and South Texas, initially became interested in purchasing the club in 1985, he was motivated by the threat of out-of-town investors planning to move the club from New Orleans. He was certainly a fan of the game and the Saints, but the sport had yet to become one of his passions. As one of the area's top businessmen, Mr. Benson recognized the importance of the team to the region and immediately spearheaded the effort to keep the Saints. But unlike others at the time, it wasn't just an emotional plea. He pooled all of his resources, purchased the club in 1985 and preserved the Saints for the team's legion of fans across the area. The once-rampant speculation that the club was moving immediately ceased.

Not surprisingly, success soon followed as the Saints entered the most compelling and memorable period in franchise history under Mr. Benson's leadership after having previously not enjoyed a winning record or a playoff berth. In 1986, in one of his first personnel moves as Owner, he hired Jim Finks as president/general manager and Jim Mora as head coach. In 1987, the Saints broke through with a 12-3 record and hosted their first playoff contest. In its first 18 seasons of existence, the Saints won a total of 73 games. Under Benson's guidance, the franchise exceeded that win total in only eight years by 1992. The Saints reached even greater heights in 2006 when ownership entrusted Executive Vice-President/General Manager Mickey Loomis to hire Sean Payton as head coach and sign free agent QB Drew Brees. Since those moves, the franchise has reached its highest point of success, posting a 93-61 overall record over the last nine years, capped by the Super Bowl XLIV Championship.



# OWNERSHIP

The Bensons' commitment to winning and serving the community is an opportunity to reward the team's fans, whose support has reached new heights with the Mercedes-Benz Superdome being sold-out on a season ticket basis for every campaign since 2006, with a waiting list of over 73,000 people. By the end of the 2015 regular season, the consecutive sellout streak will extend to 101 games.

In addition to the on-field success and the commitment to the community by the Saints, the efforts of ownership have also paid great economic dividends for the city of New Orleans and the surrounding areas. Since Mr. Benson first purchased the team in 1985, the city has hosted five Super Bowls, including Super Bowl XLVII. Mr. Benson has been the driving force behind each campaign to secure the contest, including the most recent successful campaign at the annual league meetings in May, 2009. Each Super Bowl has been an economic windfall, the 2013 game in New Orleans totaling \$480 million, not to mention the exposure and charitable contributions the NFL makes during Super Bowl week that extends for generations. The Bensons are committed to continuing to bring future Super Bowls to New Orleans.

Highly regarded throughout the NFL, Super Bowl bids are only one of many ways which Mr. and Mrs. Benson influence the sport and the League. Mr. Benson has played a key role among NFL owners in many capacities, including serving three stints as Chairman of the Finance Committee, one of the League's most difficult, time-consuming and influential positions, with his most recent term ending in 2013. The assignment is evidence of the respect and esteem in which successive NFL commissioners and his fellow owners hold him.

Possessing the desire to give back to the great game of football, in 2014 Mr. and Mrs. Benson pledged two significant gifts totaling \$11 million to the Pro Football Hall of Fame. \$10 million has been earmarked for the immediate renovation of the Hall's onsite stadium, which hosts the annual enshrinement ceremony, the NFL Hall of Fame Game, two high school football teams and two college football teams in Canton, Ohio. In his honor, the facility has been renamed "Tom Benson Hall of Fame Stadium." The additional one million dollars is the first donation towards the establishment of the Hall of Fame's Legends Landing program, a mixed-use residence that will include room for Hall of Famers and former NFL Players. In 2010, Mr. Benson served as the presenter for Rickey Jackson's induction into the Hall of Fame.

Dedication to the Gulf South are among Mr. and Mrs. Benson's most rewarding endeavors. Since 2005, the Saints have positioned themselves as a leader in the recovery of the region in the wake of Hurricane Katrina. Immediately after the storm, they established the Saints Hurricane Katrina Fund, which raised over one million dollars to benefit worthy causes that helped in the region's recovery. The club was among the first major businesses to return to New Orleans, and in 2006 had a thrilling season where they reached the NFC Championship Game for the first time, becoming an inspiration for a region on the mend. In 2010, the club established the Saints Gulf Coast Renewal Fund, which raised over \$1.5 million through the raffle of a Super Bowl ring and the 2012 raffle of Saints and Pelicans



game day experiences. Over one million dollars has been distributed to charities, such as the local chapters of the Second Harvest Food Bank and Catholic Charities to help provide support of those affected by subsequent natural and manmade disasters, including the 2010 Gulf of Mexico oil spill and Hurricane Isaac. The efforts of the organization have continued to lift the community, with the team serving as an economic engine and a pacesetter in philanthropic contributions. In 2008, Mr. Benson was selected by the Volunteers of America as the winner of its annual Good Samaritan Award in Philanthropy in recognition of his work in the wake of Hurricane Katrina. In 2015, he was honored by *New Orleans City Business* as one of the region's 35 "Driving Forces" for his contributions to the community since Hurricane Katrina.

Under the guidance of Mr. and Mrs. Benson, the Saints are a focal point for healing and restoration—annually putting millions in charitable contributions, goods and services back into the entire Gulf South. Their commitment to the region is firm and lasting, with the focus on building a stronger and more unified city. It's a direction that continues to evolve and expand.

The Bensons have helped stimulate the development of the city's Central Business District, directly adjoining the Mercedes-Benz Superdome, starting with the 2009 purchase of the formerly vacant and blighted Dominion Tower and the unoccupied New Orleans Centre. The two important commercial spaces, which were vacant since Katrina struck the Gulf Coast in 2005, have returned that region of the CBD into a more vibrant and viable sector of New Orleans and revitalized an area that was largely ignored for four years following Hurricane Katrina. The newly renovated Benson Tower has served as a boon to this important business corridor, while "Champions Square", which made its debut in 2010 adjacent to the former mall, is continually being developed and enhanced with the ultimate objective of producing a world-class sports and entertainment destination. This economic investment plan, which included 2009 agreements on both a private and public level, has revitalized the Mercedes-Benz Superdome area, and the agreement with the state included a dramatic modernization of the stadium which was completed in 2011. Following the debut of the renovations, the Saints, under the leadership of Mr. and Mrs. Benson, and Mercedes-Benz USA reached a ten-year agreement to rename the facility the "Mercedes-Benz Superdome." The stadium upgrades and rebranding include a legion of new enhancements that have significantly improved the fan experience for all events at the Mercedes-Benz Superdome and kept the building competitive with new facilities across the country, allowing it to continue to host elite events including Super Bowl XLVII, the 2013 NCAA Men's Basketball Championship and the College Football Playoff semifinals. Recognizing the need for the stadium to be consistently upgraded, Mr. and Mrs. Benson collaborated with the state in April on a multi-million dollar enhancement project for which they'll contribute \$25 million, resulting in significant technology-related enhancements to improve the fan experience, headlined by the addition of two state-of-the-art LED video boards that will debut in 2016.

Originally constructed in 1996, Mr. and Mrs. Benson are committed to keeping

# OWNERSHIP

OWNERSHIP

FOOTBALL

ADMINISTRATION

RECORDS

HISTORY



## TOM & GAYLE BENSON COMMUNITY SERVICE

Since Tom Benson's purchase of the New Orleans Saints in 1985 and the New Orleans Pelicans in 2012, the clubs' greatest impact have been in the Gulf South community. The charitable involvement of the two clubs rank as he and his wife Gayle's largest priority personally. It is Mr. and Mrs. Benson's vision that the Saints and the Pelicans are much more than professional sports teams and, through their leadership, they are committed to giving back and serving a region that has shown incredible support. The Bensons and the two clubs' players, coaches and staff are leaders when it comes to volunteerism, involvement, donations and charitable outreach.

As dedicated corporate citizens, the Saints and the Pelicans annually put millions of dollars back into the community in financial support, in-kind donations, charitable appearances and the donations of goods and services—not to mention the club's critical role in economic development and impact.

The Bensons have been honored repeatedly for the support and care of charitable and civic causes, including the Volunteers of America selecting Mr. Benson as the winner of the annual Good Samaritan Award in Philanthropy in 2008. In 2010, he was awarded Loyola University of New Orleans' highest honor as the recipient of the *Integritas Vitae* Award, given to an individual who exemplifies a commitment to community service. In 2014, Mrs. Benson

was recognized by the Girl Scouts of Louisiana East as a Woman of Distinction for her leadership and service to others. In 2010, both Mr. and Mrs. Benson received the Elizabeth Seton Award, which is dedicated to those who have served the National Catholic Education Association through personal or professional philanthropy that has positively impacted Catholic education in the nation. In 2012, they received from Pope Benedict XVI the *Pro Ecclesia et Pontifice* Award for outstanding service to the Catholic Church and the Pontiff, the highest Papal award granted to a lay person.

With the leadership of the Bensons, the Saints raised over \$2.5 million for community causes with the Saints Hurricane Katrina and Gulf Coast Renewal funds. Annually, both clubs have also partnered with local youth-oriented charities such as the Boys & Girls Clubs, Special Olympics, Boy and Girl Scouts of America and the United Way to reach as many children as possible. Both teams encourage the health and wellness of children in the Gulf South through Junior Training Camp programs that create fun and memorable football and basketball experiences while promoting physical fitness and the importance of daily exercise routines.

Over 45 foundations and agencies receive monetary donations from the Saints and Pelicans each year—organizations as diverse as Make-A-Wish Foundation, the American Heart Association, the United Negro



College Fund, Habitat For Humanity, the New Orleans Police and Justice Foundation, the Second Harvest Food Bank, Catholic Charities and Team Gleason.

The Bensons have made the Pelicans community leaders in the specific areas of battling coastal erosion and the loss of the Gulf South's wetlands. The Pelicans and Audubon Nature Institute are focused on education, as they have executed an outreach program that visits schools and festivals with Audubon's Wetlands Express and AquaVan to give students the opportunity to learn about coastal restoration in a fun and engaging manner. Each year the Pelicans host a charity gala—Toast for the Coast—to raise funds to protect the Gulf Coast.

In addition to consistently supporting local charities, the Bensons have also

been a leading advocate for New Orleans and the Gulf South. They have lent their support in attracting new events to the city, and the clubs have worked in conjunction with the Greater New Orleans Sports Foundation and other local entities to bid and receive events such as the 2012 NCAA Men's Final Four Basketball Championship, the 2013 Women's Final Four and the 2014 NBA All-Star Game.

New Orleans' leading advocate of the successful bid to host Super Bowl XLVII, which was played in the Mercedes-Benz Superdome on February 3, 2013, the Bensons remain committed to work on behalf of the city to land future Super Bowls because of the financial impact and positive global exposure they are able to shed on the city and the state.



# OWNERSHIP

OWNERSHIP

FOOTBALL

ADMINISTRATION

RECORDS

HISTORY



the club's world-class practice facility among the NFL's elite. In 2003, an indoor practice facility and cafeteria were constructed, along with significant upgrades to the team's locker room, training room and weight room. Significant expansions and a remodeling in 2012 and 2013, assured that the facility remains at the top level of the league.

Away from the playing field, Mr. and Mrs. Benson continue to work tirelessly to ensure that the Saints' value reaches the entire Gulf South, whether it's through economic investments that enrich the charitable contributions or groundbreaking community efforts. In addition to reaching out by supporting charities, they also recognize that the future of the area's economy depends on keeping major businesses and employers in the Gulf South locally-owned. Two other large investments in the city's future by the Bensons are designed to encourage a number of other businesses to follow their example and continue to build the local economy.

Through their ownership of WVUE FOX-8, the station is the only network-affiliated television station in the New Orleans market that is wholly locally owned. This defies the trend of television stations that have increasingly become parts of national media conglomerates, while focusing on keeping Louisiana businesses owned by those with ties to the state.

Their commitment to the Gulf South continued in 2012 with the purchase of the NBA Hornets franchise, which was successfully rebranded as the Pelicans. The objectives in Mr. and Mrs. Benson's ownership of the basketball team are the same as their stewardship of the Saints: to produce a team on-the-court that will compete for championships every year, while making a significant positive impact off-the-court in the community. Upon the ownership transfer, state-of-the-art basketball practice facilities were constructed adjacent to the Saints practice fields. In addition, through expansion of the administrative facilities for both teams, the entire Pelicans organization was housed together for the first time in the franchise's history. On-the-court, the club's record has improved every season

since 2012 with the Pelicans qualifying for the playoffs for the first time in four years in the 2014-15 campaign. Through agreements with the state of Louisiana upon the purchase of the Pelicans, the Smoothie King Center has undergone nearly a complete renovation since the 2012 purchase. In addition with the April agreement with the state to enhance both the Mercedes-Benz Superdome and the Smoothie King Center, the Pelicans' home will have a new center-hung HD video scoreboard in place for the start of the 2015-16 season, highlighting several fan upgrades.

Since purchasing the Saints, Mr. Benson's significant contributions in the sports, business and charitable arenas have been recognized by several honors. His accomplishments have been recognized through his induction into the Louisiana Sports Hall of Fame (2014), the Junior Achievement Business Hall of Fame (New Orleans Chapter-2013), the New Orleans Saints Hall of Fame (2012), the San Antonio Business Hall of Fame (2011) and the Texas Business Hall of Fame (2007).

Community involvement and giving back are hallmarks of Mr. and Mrs. Benson's ownership of the Saints. The couple has made a positive impact in the community both personally and through both professional sports teams in the areas of the arts, education, faith-based causes, healthcare and military, as well as other deserving causes. Most recently in 2014, Mr. and Mrs. Benson were recognized for their philanthropy by the Anti-Defamation League with the A.I. Botnick Torch of Liberty Award. Mrs. Benson was also recognized by the Girl Scouts of Louisiana East as a Woman of Distinction for her leadership and service to others.

An accomplished business professional who enjoyed a successful 30-year career in the design industry and real estate development, Mrs. Benson has utilized her passion for design to support the arts in New Orleans. Raised in Old Algiers, she directed numerous major design efforts with her clients including the Mercedes-Benz Superdome, several of the city's most prestigious hotels and local super-market chains and automobile dealerships. Mrs. Benson was involved in the NOMA (New Orleans Museum of Art) project "Art for Art's Sake" and is a member of the museum's advisory board. Most recently, she served as one of the chairs for NOMA's Odyssey Ball in 2014, which raised over \$700,000—the most in the gala's history. The funds help ensure the museum's ability to present world-class exhibitions, public programs and educational initiatives.

Both products of local schools, Mr. and Mrs. Benson are committed to supporting the area's educational institutions. In recognition of their longstanding support of Catholic education, the couple received the St. Elizabeth Ann Seton Award from the National Catholic Educational Association in 2010. In 2012, they established the Brother Nicholas, S.C. Building Endowment to support Brother Martin High School (formerly St. Aloysius, from where he graduated). In 1986, his alma mater honored Mr. Benson as their Alumnus of the Year with Mr. Benson having been educated at Loyola University New Orleans, he and his wife made a pledge for the construction of a new Jesuit Center in 2010, contributed to the creation of the Jesuit Social Research Institute in 2008 and he helped fund the first phase of construction of a chemistry wing in 1999. In 2010, Mr. Benson was honored by



# OWNERSHIP

Loyola University with the school's *Integritas Vitae* Award, the New Orleans school's highest honor. The award is annually presented to an individual who exemplifies the qualities Loyola seeks to instill in its students. The Bensons have also supported numerous local schools with gifts, including St. Mary's Dominican High School, Jesuit High School and Tulane University. In supporting Tulane's construction of an on-campus stadium, the Green Wave started playing on "Benson Field" in 2014. The Bensons are members of the Paul Tulane Society, recognizing their significant generosity to the school. Mrs. Benson serves on the Board of Directors for Tulane, the University of Incarnate Word and Archbishop Hannan and Dominican High Schools.

Mr. and Mrs. Benson have also made several significant gifts to higher education in San Antonio, Texas. They funded the building of a football stadium located on the University of Incarnate Word Campus, known as Gayle and Tom Benson Field and Benson Fieldhouse, which also services the school's teams. The football squad took to the field for the first time in 2009 and continues to grow and build their foundation with the Bensons' unwavering support. Mr. Benson was inducted into the school's Athletic Hall of Fame in 2013. In addition, Mr. and Mrs. Benson also established an endowment fund at Central Catholic High School in San Antonio that is dedicated to the memory of the late Robert Carter Benson, who graduated from the school in 1962, and donated the school's "Benson Memorial Library."

Longtime advocates of faith-based causes and spirituality, Mr. and Mrs. Benson have been longtime trusted and valued members of the local Catholic community. Mrs. Benson has served on Archbishop's Community Appeal campaigns for four different Archbishops over the course of the past 20 years and has also worked tirelessly with the Archdiocese of New Orleans' Catholic Charities organization and its umbrella agencies. Mrs. Benson has worked closely with Rite of Christian Initiation for Adults programs at both St. Louis Cathedral and Holy Name of Jesus Parish. She serves as a proud member of the Board of Trustees for the Oblate School of Theology, as well as on Equestrian Order of the Holy Sepulchre and is a noted friend of the St. Louis Cathedral Board, also working closely with the Missionary Oblates Partnership and the Sisters of St. Cecilia Congregation Planned Giving Advisory Committee. Mrs. Benson is currently an active member of the "I Will Give You Shepherds" campaign, which plans to renovate the second floor of the historic Notre Dame Seminary in New Orleans.


The support of the Catholic Church by the Bensons has been recognized on numerous occasions. For his humanitarian and philanthropic endeavors that have positively affected the lives of so many individuals and groups, Mr. Benson was honored in 2012 by the Catholic Church with an Oblate Doctor of Humane Letters (to a person who has achieved the human purpose for which Divine Providence Placed Him on Earth) certificate that honors his "realities of the most noble of human endeavors, weighted by criteria arising from the deepest human values." The certificate also honors "excellence in the area of life where excellence makes the most difference," and further cites his "attributes and accomplishments that come closest to what God would be interested in honoring." In

2012, Mr. and Mrs. Benson received from Pope Benedict XVI the Pro Ecclesia et Pontifice award—for outstanding service to the Church and the Pontiff, the highest Papal award granted to a lay person. Mrs. Benson has received the Medal of the Order of St. Louis Award for her dedication to the Church.

Mr. and Mrs. Benson have also shown their commitment to the health and wellness of the local community with the Gayle and Tom Benson Cancer Center on the main campus of Ochsner Medical Center. The center was built following a gift to the area's leading health service network of hospitals and clinics. In addition to serving on the Ochsner board, Mrs. Benson has led two 100-plus volunteer committee members in hosting the Moonlight and Miracles event two consecutive times—the organization's annual gala to benefit the Ochsner Cancer Institute. The 2014 event raised over \$1.25 million to support cancer patients in the region.

Supporting the efforts of former Saints safety Steve Gleason and his Team Gleason organization which helps provide people with ALS and other debilitating conditions and environment where they can live vital and productive lives with meaningful freedom and independence, Mr. and Mrs. Benson committed five million dollars in 2014 to the Team Gleason House for Innovative Living at the New Orleans St. Margaret's facility.

In 1945, Mr. Benson served in the Navy aboard the U.S.S. South Dakota and has remained particularly close to this branch of the armed forces. He is the only enlisted man to serve on the Board of Trustees of the Pensacola Naval Museum and has been honored with an award from the crew of the submarine U.S.S. Louisiana. In 2007, Mr. Benson was honored by the U.S. Navy Memorial with the Lone Sailor Award, presented to those who exemplify the core values of honor, courage and commitment. In 2009, Benson was presented with the U.S. Army's "Army Strong" Award in recognition for his position in the community while demonstrating leadership and Army Values on a daily basis. A leading advocate for the National World War II Memorial in Washington D.C., Mr. Benson was also a major contributor and past director of The National WWII Museum in New Orleans, with his pledges helping fund the Pacific Exhibit Grand Opening and the Midway Theater. In 2011, he was among five NFL owners honored with an American Spirit Award by the museum for service in the war.



# OWNERSHIP



## BENSON MILESTONES

### 1985

Ownership of club officially transferred to Tom Benson on May 31 and he becomes managing general partner of the Saints.

### 1986

The Benson influence begins as the owner puts his management team in charge of the franchise, hiring Jim Finks as president/general manager and Jim Mora as head coach.

### 1987

The Saints post a franchise-best 12-3 record—including victories in the final nine contests—and make the playoffs for the first time.

### 1988

The Saints finish 10-6, posting a double-digit victory total again and achieving consecutive winning seasons for the first time.

### 1989

Benson appointed Chairman of the league's most influential group, the NFL Finance Committee, a position he kept for three separate stints, before most recently stepping down in 2013.

### 1990

After winning six of their last nine games, the Saints earn their second playoff appearance by finishing second in the NFC West.

### 1991

New Orleans clinched its first division championship with an 11-5 record and capture the NFC West.

### 1992

The Saints post a 12-4 record and host a playoff game for the second-straight year. Benson assumes sole ownership of the club.

### 1993

The Saints finish second in the NFC West, with the club recording its seventh-straight non-losing season.

### 1996

Marking a first for the organization, the coaches, players and staff are housed under one roof with the opening of the team's state-of-the-art facility in Metairie.

## 2000

New Orleans wins the NFC West with a 10-6 record. The Saints win their first playoff game, a 31-28 thriller over St. Louis in the Superdome.

## 2002

The city hosts its fourth Super Bowl during Mr. Benson's tenure as owner. He promotes Mickey Loomis to general manager of football operations.

## 2003

Mr. Benson again appointed Chairman of the Finance Committee; Construction of new indoor practice facility and other improvements are finished before training camp, as the club holds camp in Metairie for the first time in franchise history.

## 2005

After Hurricane Katrina ravaged the Gulf South on the verge of the NFL's opening weekend, Mr. Benson was forced to move the club's entire operation. Under his leadership, the Saints were able to continue the season, including holding four games in Baton Rouge. The club established the Hurricane Katrina Relief Fund, raising over \$1 million.

## 2006

The team returns to Louisiana, with Mr. Benson positioning the club as an emblem of the state's resolve and determination in rebuilding. The Saints—selling out on a season-ticket basis for the first time—win the NFC South title under the guidance of new Head Coach Sean Payton and the spark of free agent acquisition Drew Brees, finishing at 10-6. The victory total included a memorable, 23-3 win over Atlanta in the reopening of the Superdome. The team advanced to the

NFC Championship for the first time in franchise history. Payton and Loomis were consensus choices for the NFL Coach of the Year and NFL Executive of the Year awards respectively.

## 2008

Mr. Benson purchases WVUE, making FOX-8 the only network-affiliated television station in the New Orleans market that's wholly locally owned. New Orleans defeats San Diego at London's Wembley Stadium, playing in their first regular season game outside the United States.



## 2009

In what Mr. Benson considers part of his legacy in

Louisiana, the New Orleans native reaches an agreement with the state through 2025 that will create a new Sports Development District downtown, including a completely renovated Mercedes-Benz Superdome. He purchased and redeveloped two properties—each adjacent to the Superdome—an economic windfall for the region without any new taxes.

New Orleans is selected by the NFL to host Super Bowl XLVII, to be played on February 3, 2013, with Mr. Benson serving as the city's leading advocate



# OWNERSHIP

## BENSON MILESTONES, cont.

in the campaign. It is the fifth time New Orleans will host the Super Bowl since he's owned the club.

On the field, the Saints enjoy their most successful season in franchise history. New Orleans sets a club record for victories with a 13-3 regular season, capturing the NFC South title. The Saints then hosted the NFC Championship game for the first time and advance to their first Super Bowl with a 31-28 overtime victory over the Minnesota Vikings on January 24, 2010. New Orleans then defeated the Indianapolis Colts, 31-17, on February 7, 2010, in Super Bowl XLIV at Sun Life Stadium in South Florida to give the Saints their first-ever NFL title.

### 2010

Sparked by a six game winning streak, the Saints finish 11-5 and qualify for the playoffs, making back-to-back postseason appearances for the first time since 1992. Linebacker Rickey Jackson is inducted into the Pro Football Hall of Fame.

### 2011

The club's completely renovated stadium makes its debut as the Mercedes-Benz Superdome, following a 10-year naming rights and sponsorship agreement with the automaker spearheaded by Tom and Gayle Benson. The Saints enjoy an eight-game winning streak to end the regular season and finish 13-3,

capturing their second NFC South title in three seasons. The team sets the NFL single-season record for total net yardage.

### 2012

Continuing his longstanding commitment to the Gulf South region and the City of New Orleans, Mr. Benson agrees to purchase the National Basketball Association's New Orleans Pelicans. The Saints practice facility undergoes a multimillion dollar renovation and expansion, which will house both the NFL and NBA clubs under one roof. Saints tackle William Roaf, one of the best offensive line-

man in NFL history, was inducted into the Pro Football Hall of Fame. Brees sets an NFL record that stood since 1960, as he threw a touchdown pass in 54 consecutive games.

### 2013

The city of New Orleans hosts Super Bowl XLVII on February 3, the 10th

time the Crescent City has hosted the league's championship game (tied for first with South Florida) and the fifth time since Mr. Benson purchased the team in 1985.

### 2014

In a 26-24 NFC Wild Card Playoff victory at the Philadelphia Eagles on January 4, the Saints win their first road postseason contest in franchise history.





## DENNIS LAUSCHA

### PRESIDENT

Dennis Lauscha, who was named president of the Saints in 2012, oversees the club's financial operations and government affairs and its marketing, ticket and suite sales, legal, stadium, community affairs, human resources, information technology and facilities departments. He has also served as president of the New Orleans Pelicans since 2012. He is a representative for both clubs at NFL and NBA Owner's Meetings.

With his 2012 promotion with both clubs capping a steady rise through the executive ranks of the Saints, Lauscha first joined the club as treasurer in 1998 and later earned the additional titles of vice president, senior vice president and executive vice president. In addition to his duties with the Saints and Pelicans, the New Orleans native maintains multiple roles within other holdings of Tom and Gayle Benson, maintaining a role in the management of New Orleans FOX affiliate WVUE-TV, and Zelia, LLC.

Lauscha's collaborative style, financial acumen and long-term view has played a key role as a member of a contingent that has negotiated agreements for both the Saints and Pelicans with the state of Louisiana that has resulted in long-term lease agreements, continuous improvements to their playing and practice facilities, revitalization of the areas around them and generated revenue for the state without any new taxes for citizens.

In 2009, Lauscha helped negotiated the partnership with Louisiana Governor Bobby Jindal that continues the Saints' commitment to the state through 2025. The deal included Mr. Benson purchasing and redeveloping the former New Orleans Centre, which has been transformed into Champions Square and the Benson Tower property adjacent to the Mercedes-Benz Superdome, with the stadium itself undergoing extensive renovations and improvements. Since playing a key role in Mr. Benson's purchase of the Pelicans in 2012, Lauscha has helped broker agreements with the state to upgrade the team's playing and practice facilities. Following successful negotiations, the Pelicans are committed to the state through 2024 and the Smoothie King Center has undergone \$50 million in renovations and improvements.

In 2015 Lauscha helped negotiate an agreement with the state that will result in \$40 million in enhancements for fans of both clubs. The Mercedes-Benz Superdome will debut new state-of-the-art video boards in 2016, while a new center-hung HD video scoreboard will be installed in the Smoothie King Center for the 2015-16 season. Lauscha has also played a key role in finalizing 2011 and 2014 ground-breaking naming rights and sponsorship agreements for both teams'



# PRESIDENT

playing facilities with Mercedes-Benz USA and Smoothie King.

Lauscha was instrumental in the 2003 expansion of the Saints training facility. He later oversaw a renovation and expansion of the facilities and administrative offices for the Saints and Pelicans from 2012-13, while directing the construction of a basketball practice facility. The clubs are now housed on the same site, featuring some of the top facilities in professional sports.

Lauscha is committed to help attract major sporting events to New Orleans. He's a key member of the team that actively pursues future Super Bowls for New Orleans—and was instrumental in landing Super Bowl XLVII, which was played on Feb. 3, 2013 at the Mercedes-Benz Superdome. The city has been invited to bid again for the 2019 and 2020 games. Following Mr. Benson's 2012 purchase of the Pelicans, the city was awarded an NBA All-Star Game, which was played on Feb. 16, 2014 at the Smoothie King Center.

In 2008, Lauscha was also a primary member of the negotiating team during the purchase of WVUE, and has since helped steward the station's growth in the New Orleans market.

Active throughout the community, Lauscha currently serves on the Visiting Committee of the Loyola University School of Business, as a member the NBA's Team Advisory Council of Presidents, the Stuart Hall School Board of Trustees and on the New Orleans Museum of Art Board. Lauscha has completed terms as board president of the Preservation Resource Center, president of the regional chapter of the Boy Scouts of America and as a member of New Orleans Mayor Mitch Landrieu's Blight Transition New Orleans Task Force, the Super Bowl XLVII Host Committee and the NBA All-Star Game Host Committee.

His dealings with the teams, state officials and local organizations have provided an opportunity for community involvement. His professional and charitable work was recognized by *New Orleans CityBusiness*, when Lauscha was selected as one of the 40 Most Influential Members of the Community. The honor is bestowed on those who are laying the groundwork for a better city. In 2010, he was named the Alumnus of the Year by Loyola University of New Orleans' College of Business and was named to the 2010 Class of Role Models by the Young Leadership Council. He was honored by the Allstate Sugar Bowl Chapter of the National Football Foundation/College Football Hall of Fame with its 2014 Distinguished American Award. In 2015, Lauscha was honored to give the commencement address to the graduates of the University of New Orleans.

After graduating from Jesuit High School, Lauscha graduated from the University of Alabama with a bachelor's degree in business. He has also received a master's of business administration from Loyola University in New Orleans and is a licensed Certified Public Accountant. He has also completed the NFL Managers Program at Stanford University's Executive Education Graduate School of Business. Prior to joining the Saints, Lauscha worked as the club's auditor for four years while working for a national accounting firm.



FOOTBALL



# EXEC.VP/GENERAL MANAGER



## MICKEY LOOMIS

### EXECUTIVE VICE PRESIDENT/ GENERAL MANAGER

Responsible for the club's entire football operations, Executive Vice President/General Manager Mickey Loomis enters his 14th season in his current position and 16th with the Saints. He is a veteran of 31 years in the NFL and during his time in New Orleans has been honored with the most prestigious awards presented to a league executive. Yet the most satisfying achievement of Loomis' career has come in helping mold a roster that has produced many of the franchise's finest moments over the last nine seasons, including the Super Bowl XLIV championship.

Loomis was promoted to general manager in 2002 and earned the additional title of executive vice president later that year. The departments under his direction include coaching, player personnel and scouting, salary cap management, contract negotiations, athletic training, equipment, video and communications. Loomis also oversees the basketball operations of the New Orleans Pelicans.

In 2006 - after being the key figure in the hiring of Sean Payton, the signing of Drew Brees and essentially rebuilding a team that would advance to the NFC Championship—Loomis was voted the NFL Executive of the Year by *Pro Football Weekly*/Pro Football Writers of America. He was also honored by the *Sporting News* as the George Young Executive of the Year, an award voted on annually by NFL front-office executives and owners.

Loomis has continued to build on the success of 2006, highlighted by five post-season appearances, three division titles and the Super Bowl victory. Over the past nine years, he has brought aboard a collection of players who have played a key role in New Orleans posting a 93-61 overall record through a combination of the draft, free agency and trades. He's also presided over the club's ability to retain their core players, re-signing several significant contributors to long-term contracts.

While his responsibilities have grown during his tenure with the Saints, Loomis has been a key figure in the highest management circle of the organization since arriving in 2000. Loomis joined the club as director of football administration, a post he held until 2002, handling contract negotiations, managing the salary cap and coordinating different areas of the football operations.

In 2005, Loomis helped steer the club through unprecedented challenges for an NFL team. He calmly guided the staff and players through a sudden evacuation


## EXEC.VP/GENERALMANAGER

from New Orleans in the wake of Hurricane Katrina, in addition to several moves of the club's base of operations.

Since 2003, Loomis has overseen two extensive renovations of Saints headquarters that have added an indoor practice facility, new weight room and cafeteria and completely renovated coaches and player personnel offices, meeting rooms and locker rooms, giving the club one of the NFL's top training complexes.

Prior to arriving in New Orleans, Loomis spent 15 years with the Seattle Seahawks, including as executive vice president from 1992-98. He joined the Seahawks in October, 1983, was promoted to vice president/finance in 1990 and to executive vice president in 1992.

A native of Eugene, Ore., Loomis has a degree in accounting from the University of Oregon and a master's degree in Sports Administration from Wichita State University.



OWNERSHIP

FOOTBALL

ADMINISTRATION

RECORDS

HISTORY



# HEADCOACH



## SEAN PAYTON HEAD COACH

Since he was hired as head coach of the New Orleans Saints in 2006, Sean Payton has established himself as one of the most successful coaches in the NFL.

Since coming to New Orleans, Payton has led the Saints to five playoff berths, three NFC South division titles and the franchise's first World Championship with a 31-17 win over the Indianapolis Colts in Super Bowl XLIV.

Payton has an 86-52 overall record (.623), including a 6-4 postseason mark (.600) after the franchise had won only one playoff game prior to his arrival. Throughout his tenure, Payton holds the franchise's top winning percentage (.623) for a head coach and ranks fifth among current NFL head coaches (min. 50 games). He's eight wins short of surpassing Jim Mora (93 victories from 1986-96) for the most victories by a head coach in team history.

Payton is one of just seven active coaches to lead a team to a Super Bowl victory. The others are New England's Bill Belichick, Seattle's Pete Carroll, the New York Giants' Tom Coughlin, Baltimore's John Harbaugh, Green Bay's Mike McCarthy and Pittsburgh's Mike Tomlin.

Payton has presided over the NFL's most prolific offense since his arrival, leading the league in net yards per game in 2006, 2008, 2009, 2011 and 2014, and finishing first in scoring in 2008 and 2009. These are the only five times the Saints have led the NFL in offense. In franchise history, the Saints have scored at least 45 points on 16 separate occasions with 12 of these outputs occurring under Payton's watch. Defensively, New Orleans has finished in the top five twice (2010 and 2013). He has also sent a total of 35 selections to the Pro Bowl and earned the honor of coaching the NFC squad following the 2006 season.



### PAYTON'S HEAD COACHING CAREER

Year	Team	W	L	T	PCT.	Playoffs
2006	NO	10	6	0	.625	1-1
2007	NO	7	9	0	.438	
2008	NO	8	8	0	.500	
2009	NO	13	3	0	.813	3-0
2010	NO	11	5	0	.688	0-1
2011	NO	13	3	0	.813	1-1
2013	NO	11	5	0	.688	1-1
2014	NO	7	9	0	.438	
<b>TOTALS</b>		<b>80</b>	<b>48</b>	<b>0</b>	<b>.625</b>	<b>6-4</b>



## PAYTON BY THE NUMBERS



A look at the team records set since the start of the 2006 season:

**Most Points:** 547 – 2011  
**Most Touchdowns:** 66 – 2009  
**Most Touchdowns Passing:** 46 – 2011  
**Wins:** 13 – 2009, 2011  
**Longest Winning Streak:** 13 – 2009  
**Consecutive Home Wins:** 11 – 2013-14  
**Home Wins:** 8 – 2011, 2013  
**Most First Downs:** 416 – 2011  
**Most First Downs Passing:** 280 – 2011  
**Third Down Conversion Rate:** 56.7 – 2011 NFL RECORD  
**Third Down Conversions:** 118 – 2011  
**Most Net Yards:** 7,474 – 2011 NFL RECORD  
**Highest Avg. Per Offensive Play:** 6.7 – 2011  
**Highest Rushing Avg.:** 4.9 – 2011  
**Most Net Passing Yards:** 5,347 – 2011  
**Most Pass Attempts:** 671 – 2012  
**Most Pass Completions:** 472 – 2011 NFL RECORD  
**Highest Completion Percentage:** 71.3 – 2011 NFL RECORD  
**Fewest Sacks Allowed:** 13 – 2008  
**Fewest Turnovers Committed:** 19 – 2011, 2013  
**Fewest Fumbles:** 6 – 2011 NFL RECORD  
**Most Interception Return Yardage:** 652 – 2009  
**Most Interception Returns For Touchdowns:** 5 – 2009 (tied, 1998)  
**Most Punt Returns For Touchdowns:** 3 – 2008  
**Gross Punting Average:** 50.1 – 2012  
**Net Punting Average:** 43.2 – 2012  
**Opponent Punt Return Average:** 4.1 – 2014

OWNERSHIP

FOOTBALL

ADMINISTRATION

RECORDS

HISTORY





## PLAY IT FORWARD

Head Coach Sean Payton launched the Play It Forward Foundation in 2008 to raise funds and awareness to help families in need in the areas of health, education and social welfare. Since then, it has also served as a catalyst for various nonprofit organizations to improve the quality of life for local families in need, as well as support disadvantaged and disabled individuals through educational-based initiatives, increased and improved health care support systems and social welfare through research, education and professional services.

In 2008, 2010 and 2013, the foundation held Black & Gold Gala fundraisers at the Mercedes-Benz Superdome with one scheduled for October 2, 2015. Legendary figures such as John Besh, Jimmy Buffett, Sammy Kershaw and Irma Thomas have lent their support, serving as honorary chairs. Benefactors of these events have included Brad Pitts' Make it Right NOLA, Blaine Kern's First Responder's Fund, the Dr. Phil Foundation, Feed the Children and Baskets of Hope. The multiple approach has advanced the mission of enriching lives and strengthening the New Orleans community and Gulf South.

In 2011, the foundation hosted a fundraiser in Lafayette, partnering with Feed the Children and Protect Our Coastline. Overall more than two million dollars have been raised through these events to deserving local causes. In 2009, the foundation hosted a golf tournament, the Celebrity Kid's Classic, which raised thousands of dollars to benefit children's charities throughout Greater New Orleans.

The 2014 Saints finished 7-9, but rebounded from a 2-4 start to win three games against playoff teams down the stretch and captured their last four contests away from home to finish at least .500 on the road for the first time since 2011, ending the campaign half a game out of first place in the NFC South. New Orleans finished first in the NFL in net yards per game (411.4), third down efficiency (48.3%), first downs (395) and opponent punt return average (4.1). Four Saints (QB Drew Brees, G Jahri Evans, TE Jimmy Graham and RB Mark Ingram) were selected to the Pro Bowl. Brees tied for first in the NFL in passing yardage (4,952).

In 2013, Payton helped guide the Saints back to the postseason with an 11-5 mark, finishing 8-0 in the Mercedes-Benz Superdome for the second time in three seasons. Ranking fourth in the NFL both on offense (399.4 ypg.) and defense (305.7 ypg.), New Orleans was one of the league's most balanced clubs as they were the only team to rank in the top five in both categories. The defensive improvement of 134.4 net yards per game from 2012 was the biggest by a club since the 1970 AFL-NFL merger. In opponent points per game, after surrendering 28.4 in 2012, the Saints gave up only 19.0 in 2013 as they improved in the league rankings from 31st to fourth. After reaching the playoffs for the fourth time in five seasons, Payton led New Orleans to the franchise's first road postsea-



son victory with a 26-24 win at Philadelphia in the Wild Card round. Five players (Brees, Evans, Graham, G Ben Grubbs and DE Cameron Jordan) were selected to the Pro Bowl.

In 2011, the Saints went to the playoffs for the third consecutive season and captured their third NFC South title with a 13-3 record, tying a club record for regular season victories first set in 2009. It was the first time that the club has had at least 11 wins in three straight campaigns. Taking advantage of the Mercedes-Benz Superdome's environment, the Saints posted an undefeated 8-0 record at their home stadium for the first time. With five road victories, the Saints also enjoyed another first in posting winning records at visiting stadiums in three consecutive seasons. In fact, three of the top six road campaigns in team history (7-1 in 2009, 6-2 in both 2006 and 2010) have come under Payton. His regular season road winning percentage (.578) is tops in club history.

Payton oversaw a record-setting year on offense for the Saints in 2011, as New Orleans set an NFL single-season mark with 7,474 net yards, while also posting a team-record 547 points, then the fourth-highest total all-time. Brees set NFL single-season records for completions (468) and completion percentage (71.2%) and what was then a mark for yardage (5,476). The team set NFL records for total net yards (7,474), completions (472), completion percentage (71.3%), third down conversion rate (56.7%) and fewest fumbles (six), while also setting what were then league marks for net passing yards (5,347) and first downs (416). A reconfigured offensive line with three new starters surrendered only 24 sacks, tied for the second-lowest total in the league. Five players represented the team at the Pro Bowl.

In 2010, Payton led the Saints to their second straight postseason appearance with an 11-5 record. New Orleans converted an NFL-best 48.8% of their third down attempts and ranked sixth in the NFL in total yards (372.5 ypg.). In addition, the team finished third in passing (277.6 ypg.). The Saints finished fifth in the NFL with 351 first downs, the third-highest total in club history. New Orleans' offensive line gave up only 26 sacks, which was the NFL's fifth-lowest total. Five Saints were Pro Bowl selections.

Defensively, the team took a big step forward, making the improvement from the 25th ranked total defense in 2009 to fourth overall (306.3 ypg.) in 2010. It marked the first time since 1997 that they ranked among the league's top five. Most significant was a jump in pass defense, moving from 26th (235.6 ypg.) in 2009 to fourth (193.9 ypg.) in 2010. The club moved up from 20th to seventh (19.2 ppg) in opponent points per game. The defense also significantly improved their opponent third down conversion ranking from 14th (38.0%) to fifth (34.5%).

In 2009, en route to the Super Bowl XLIV title, Payton guided the Saints to the team's second NFC South crown in four seasons with a 13-3 record. Along the way the Saints set a franchise-record for most regular season wins in a season (13). Their 16 overall victories were the most in the club's history. The Saints

# HEADCOACH

also posted the franchise's longest winning streak and best start when they won their first 13 contests. Payton once again was named as the top head coach in the NFL by numerous media outlets and recognized football chapters.

The Saints finished as the NFL's top-ranked offense (sixth in rushing and fourth in passing) for the second straight year. An opportunistic defense recorded 26 interceptions with an NFL-leading five returned for touchdowns. New Orleans also ranked second in the league in opponent red zone touchdown percentage (39.3%). The Saints set what were then team records in scoring (510) and touchdowns (64) and battled through the postseason with victories over Arizona (NFC Divisional Playoff) and Minnesota (NFC Championship) en route to Super Bowl XLIV. A club-record seven players were named to the Pro Bowl.

In 2008, the Saints ranked first overall in the NFL in offense and set what were then team records for total yards (6,571), net passing yards (4,977) and first downs (354), also tying what was then a team record for single-game scoring in a 51-29 win over Green Bay.

In 2007, the Saints endured injuries and a slow start, but put together a four-game winning streak to get back into playoff contention. New Orleans finished fourth in the NFL in total offense while also holding nine opponents to 17 points or less.

Payton scrapped the traditional timetable for rebuilding an NFL club in 2006. In





## PAYTON'S PLACE

### PAYTON'S PLACE AMONG SAINTS HEAD COACHES

Sean Payton has the highest winning percentage among the 14 head coaches in Saints history. After eight seasons with the Saints, he's ranked second in club history in career wins:

Coach	Years	Reg. Season	Playoffs	Overall	Pct.
Sean Payton	2006-	80-48	6-4	86-52	.623
Jim Mora	1986-96	93-74	0-4	93-78	.544
Jim Haslett	2000-05	45-51	1-1	46-52	.469

### PAYTON AMONG NFL'S WINNINGEST ACTIVE COACHES SINCE 2006

Sean Payton's been among the league's elite in victories since becoming an NFL head coach in 2006. His 86 regular season and postseason wins since then is ranked fourth among active NFL coaches, while his winning percentage is ranked fifth. Payton owns a 86-52 record (.623) over that span.

### Top Winning Percentage Among Active NFL Head Coaches Since 2006 (Min. 50 games)

Head Coach	Team	Winning Pct.
Bill Belichick	New England	.758 (122-39)
Mike McCarthy	Green Bay	.647 (101-55-1)
John Harbaugh	Baltimore	.646 (82-45)
Mike Tomlin	Pittsburgh	.635 (87-50)
Sean Payton	New Orleans	.623 (86-52)

### SCORING EXPLOSION

Four of the six highest-scoring games in franchise history have occurred on Sean Payton's watch since he arrived.

### Single-Game Points Scored in Saints History

Points	Opponents	Date
62	vs. Indianapolis	10/23/11
51	vs. Green Bay	11/24/08
51	at St. Louis	11/2/69
51	at Seattle	11/21/76
49	vs. N.Y. Giants	11/28/11
49	vs. Dallas	11/10/13

his opening season as a head coach, the Saints jumped out to a 3-0 record—a first in team history equalling the team's win total from the previous year—and clinched the NFC South title before the regular season finale. New Orleans led the NFL in total offense, went to the postseason for the first time since 2000 and advanced to the NFC Championship for the first time. When the 2006 season came to a close, Payton was voted the Coach of the Year by the *Associated Press*, *Pro Football Weekly*/Pro Football Writers of America, *The Sporting News* and the Maxwell Club. He and his staff coached the NFC squad in the Pro Bowl.

Payton was hired as the 14th head coach in Saints history on Jan. 18, 2006 after serving as a member of the Dallas Cowboys coaching staff from 2003-05 under 2013 Pro Football Hall of Fame inductee Bill Parcells. Prior to his final season with the Cowboys, Payton was promoted to assistant head coach/passing game coordinator and was responsible for the team's play-calling after serving as assistant head coach/quarterbacks from 2003-04. In 2005, the Cowboys tied for sec-



## SEAN PAYTON VS. NFL COACHES

During Sean Payton's tenure as head coach of the Saints, he has coached against 57 different head coaches. Payton has at least one victory against 46 of those coaches. In addition, Payton either leads or is tied in the lifetime series with 43 of these 57 coaches.

### REGULAR SEASON

Bruce Arians 1-0  
 Bill Belichick 1-1  
 Brian Billick 0-1  
 Tom Cable 1-0  
 Jim Caldwell 1-1  
 Pete Carroll 1-1  
 Brad Childress 1-1  
 Tom Coughlin 3-0  
 Bill Cowher 0-1  
 Romeo Crennel 1-0  
 Jack Del Rio 2-0  
 Tony Dungy 0-1  
 Herman Edwards 1-0  
 Jeff Fisher 0-2  
 John Fox 4-6  
 Leslie Frazier 1-0  
 Jason Garrett 2-1  
 Joe Gibbs 0-1  
 Jon Gruden 3-3  
 Jim Harbaugh 1-1  
 John Harbaugh 0-2  
 Mike Holmgren 1-0

Dick Jauron 1-0  
 Gary Kubiak 1-1  
 Marvin Lewis 1-2  
 Scott Linehan 0-1  
 Eric Mangini 0-1  
 Rod Marinelli 1-0  
 Doug Marrone 1-0  
 Mike McCarthy 3-1  
 Jim Mora, Jr. 2-0  
 Raheem Morris 3-3  
 Mike Munchak 1-0  
 Mike Nolan 3-0  
 Bill Parcells 1-0  
 Mike Pettine 0-1  
 Bobby Petrino 2-0  
 Joe Philbin 1-0  
 Wade Phillips 0-1  
 Andy Reid 2-1  
 Ron Rivera 4-2  
 Rex Ryan 1-1  
 Greg Schiano 2-0  
 Jim Schwartz 2-0  
 Mike Shanahan 0-1

Mike Singletary 1-0  
 Lovie Smith 3-2  
 Mike Smith 8-4  
 Steve Spagnuolo 2-1  
 Tony Sparano 1-0  
 Mike Tomlin 2-0  
 Marc Trestman 2-0  
 Norv Turner 1-0  
 Ken Whisenhunt 1-1  
 Mike Zimmer 1-0  
 Jim Zorn 1-1

### POSTSEASON

Jim Caldwell 1-0  
 Pete Carroll 0-2  
 Brad Childress 1-0  
 Jim Harbaugh 0-1  
 Chip Kelly 1-0  
 Andy Reid 1-0  
 Jim Schwartz 1-0  
 Lovie Smith 0-1  
 Ken Whisenhunt 1-0

and in the NFC with 318 first downs. When he arrived, Dallas had ranked 31st in passing the previous year but immediately improved to 17th.

Payton went to Dallas following four years with the New York Giants (1999-2002), the last three as offensive coordinator after spending his first season as quarterbacks coach. He solidified his reputation as one of the game's brightest offensive minds in his first season as offensive coordinator, when the Giants captured the NFC title and went to Super Bowl XXXV. New York scored 328 points—the club's highest total since 1990—and finished 13th in the NFL in total offense.

Payton was first assigned play-calling duties prior to a game against the New York Jets on Dec. 5, 1999. The Giants responded with 41 points and 490 yards—both season highs—and he retained that assignment over the final five games. Appointed the offensive coordinator the following season, over the next three years the Giants passing attack continually improved, ranking 13th in the NFL in 2000, tied for eighth in 2001 and sixth in 2002.

In 2002 the Giants also finished sixth overall in total offense, the team's highest ranking since 1985. In the previous decade, New York hadn't ranked above 20th. Prior to joining the Giants, he spent 1997 and 1998 as Philadelphia's quarterbacks coach. In 1997, the Eagles ranked second in passing and third in total offense in the NFC.



During his career, Payton has had particular success tutoring quarterbacks. Brees has thrived since arriving in New Orleans, as he holds or has tied a total of 26 club career, single-season and single-game records, eight of them NFL marks. Since signing with the Saints, Brees has completed 3,812 of 5,649 attempts (67.5%) for 43,685 yards with 316 touchdowns and a 98.8 passer rating. In 2014, he enjoyed another standout season as he completed 456-of-659 passes (69.2%) for 4,952 yards with 33 touchdowns and a 97.0 passer rating, tying for the NFL passing yardage lead. He was selected to his club-record eighth Pro Bowl as a Saint, surpassing Pro Football Hall of Fame T William Roaf in club records.

Since his first year as a play-caller in 2000, every passer under Payton's guidance has thrown for over 3,000 yards. In addition to Brees since 2006, the three starting quarterbacks he worked with in Dallas—Drew Bledsoe in 2005, Vinny Testaverde in 2004 and Quincy Carter in 2003—all surpassed the milestone. While in New York, Giants QB Kerry Collins had 4,073 yards in 2002.

Payton wrapped two coaching stints at San Diego State University (1988-89 and 1992-93) around a stop at Indiana State (1990-91). During his second stretch with the Aztecs, Payton was running backs coach, working with Heisman Trophy runner-up Marshall Faulk before becoming quarterbacks coach.

Following the 1993 season, Payton moved to Miami (Ohio) (1994-95) where he was quarterbacks coach. He spent 1996 as quarterbacks coach at Illinois before entering the NFL with Philadelphia.


Payton earned a bachelor's degree in communications at Eastern Illinois, where as a quarterback he had 10,665 passing yards, then the third-highest total in NCAA Division I-AA history. The three-time *AP* All-American selection had professional stints with Chicago of the Arena Football League, Ottawa of the Canadian Football League and the Chicago Bears in 1987. Payton was inducted into the Eastern Illinois Hall of Fame in September of 2000 and had his jersey retired in a ceremony in September of 2010. He received an honorary doctorate from his alma mater in 2013.

Payton was born Dec. 29, 1963 in San Mateo, Calif., and raised in Naperville, Ill. Payton has a daughter, Meghan and a son, Connor.

**PLAYING CAREER:** Eastern Illinois, 1982-86; Chicago Bruisers (Arena Football League), 1987; Ottawa Rough Riders (CFL), 1987; Chicago Bears, 1987.

**COACHING CAREER:** San Diego State, 1988-89; Indiana State, 1990-91; San Diego State, 1992-93; Miami (Ohio), 1994-95; Illinois, 1996; Philadelphia Eagles, 1997-98; New York Giants, 1999-2002; Dallas Cowboys, 2003-05; New Orleans Saints (Head Coach), 2006-.

# COACHINGSTAFF



## JOE VITT

### ASSISTANT HEAD COACH/ LINEBACKERS

Tutoring a unit that since 2006 has annually ranked among the Saints' most productive position groups, assistant head coach/linebackers Joe Vitt enters his 10th season in New Orleans.

Vitt has consistently obtained solid results from veterans, while also helping develop younger players. Veterans David Hawthorne, who reached the century mark with 128 and 112 stops the past two seasons and Ramon Humber, who had a career-high 51 tackles in 2014, are joined by veteran acquisitions such as Dannell Ellerbe and Anthony Spencer in 2015. Vitt will also tutor three 2015 draft picks in Stephone Anthony, Hau'oli Kikaha and Davis Tull.

Several former Saints also enjoyed very productive stints under Vitt. Jonathan Vilma led the Saints in tackles three times and was selected to the Pro Bowl twice. Scott Shanle posted 673 stops over seven seasons. Scott Fujita provided four solid seasons from the strongside position with a nose for the ball, posting 417 tackles, including three consecutive seasons of over 100 stops, 7.5 sacks, eight forced fumbles and six takeaways. Curtis Lofton led New Orleans in tackles each of the last three seasons, including a club-record 185 stops in 2014.

One of the most tenured and respected assistants on the Saints staff, as assistant head coach, Vitt helps Head Coach Sean Payton in a variety of areas related to the team. In 2012 he assumed Payton's duties, guiding the club through a challenging time.

Vitt came to the Saints after serving as interim head coach for the final 11 games in St. Louis in 2005. He held the Rams together during a difficult period after previously holding the title of assistant head coach/linebackers. It was part of a two-year stint with the Rams where he also turned a handful of young defenders into a unit that paced the team in tackles each season.

He joined St. Louis after working as linebackers coach in Kansas City from 2000-03. It was with the Chiefs where he first worked with Fujita, a fifth-round pick who developed into one of Kansas City's top defenders and led them in tackles twice.

Vitt took over the linebacker corps in Kansas City after tutoring the Green Bay defensive backs in 1999, molding a legion of rookies and young players into a formidable unit that doubled the Packers' previous-year total by picking off 26 passes.

From 1995-98, Vitt was linebackers coach for Philadelphia, where he first worked with Payton. In 1998, his group helped the Eagles lead the NFL in pass defense, allowing 170 yards per game. Vitt was assistant head coach and defensive backs coach with the Rams under Chuck Knox from 1992-94 for the franchise's final three seasons in Los Angeles.

Vitt spent 10 seasons with the Seattle Seahawks (1982-91), holding several titles during that stretch. In 1982 he was defensive quality control coach/assistant strength & conditioning coach. From 1983-87, Vitt was quality control/assistant linebackers coach, and from 1988-91 he tutored the safeties.

Born in Syracuse, N.Y., Vitt grew up in Blackwood, N.J. and played four years at linebacker for Towson State, where he was part of a squad that went undefeated in 1974. He and his teammates on the 1976 squad that were the NCAA Division III runner-ups in only the program's eighth season of existence were honored as a Team of Distinction by the school's Hall of Fame in 2009. He entered the NFL coaching ranks with the Baltimore Colts as strength/quality control coach from 1979-81.

An avid supporter of members of the United States military, Vitt was the club's 2012 and 2013 nominee for the NFL Salute to Service Award.

**PLAYING CAREER:** Towson, 1974-77.

**COACHING CAREER:** Baltimore Colts, 1979-81; Seattle Seahawks, 1982-91; Los Angeles Rams, 1992-94; Philadelphia Eagles, 1995-98; Green Bay Packers, 1999; Kansas City Chiefs, 2000-03; St. Louis Rams, 2004-05; New Orleans Saints, 2006-.



## DENNIS ALLEN

SENIOR DEFENSIVE ASSISTANT

Now in his second stint in New Orleans, Senior Defensive Assistant Dennis Allen returns to the Saints in 2015 after originally spending five seasons on the club's coaching staff from 2006-10.

Allen's resume includes 19 years of coaching experience, including the last 13 in the National Football League. In those 13 seasons, he has been a part of teams that have qualified for the playoffs six times, won four division crowns and captured Super Bowl XLIV.

Allen served as the head coach of the Oakland Raiders from 2012-14. In his sec-



ond season in charge of the Silver and Black, Allen guided a team that made significant improvement in several areas. Offensively, the Raiders ranked 12th in the NFL in rushing, moving up 16 spots in the NFL rankings from 2012. In addition, Oakland ranked sixth in yards per rush (4.6), improving 21 places in league rankings despite starting an NFL-high eight different starting offensive line combinations due to injury. The Raiders replaced nine defensive starters, yet still improved in several categories. The defense recorded 38 sacks, 13 more than the previous campaign, and tied for second in the NFL with 15 different players getting to the quarterback. The rush defense improved five spots from 18th in the NFL in 2012 to 13th in 2013, as they limited opposing offenses to just five runs of 20-or-more yards, tied for the fewest in the league, and kept an opponent to less than two yards per carry on three different occasions. On special teams, the Raiders moved from the NFL's bottom-third to first overall in opponent gross punting (41.7), ranked third in opponent net punting (37.0) and fourth in opponent kickoff returns (20.4).

Allen coached the first four games of the 2014 regular season for the Raiders, during which he helped usher in a pair of rookies that went on to enjoy impressive campaigns in QB Derek Carr and LB Khalil Mack. The club's pass defense ranked fourth in the NFL.

In 2011, Allen served as defensive coordinator of the Denver Broncos. He led a defense that helped the Broncos win the AFC West division crown and advance to the AFC Divisional round with an AFC Wild Card game victory. The Broncos improved 12 spots over the previous year in overall defensive ranking and bettered their points allowed eight spots. The defense produced four Pro Bowl selections as rookie CB Von Miller joined CB Champ Bailey, S Brian Dawkins and DE Elvis Dumervil on the AFC squad. Miller tied the team's rookie record with 11.5 sacks en route to NFL Defensive Rookie of the Year honors and Dumervil also thrived under Allen, rebounding from injury to register 9.5 takedowns. The Broncos' 41 sacks as a team marked the unit's most since 2000.

During Allen's previous five-year tenure in New Orleans, he first served as assistant defensive line coach (2006-07) before being promoted to secondary coach (2008-10). He was a part of a defensive coaching staff that engineered significant improvement from 2009-10 when the club went 24-8 in the regular season, qualified for the playoffs both times and captured Super Bowl XLIV. Under Allen's direction in 2010, the Saints secondary allowed an NFL-low 13 touchdown passes, while New Orleans ranked fourth in both opponent net yards per game (306.3) and pass defense (193.9 ypg.). They also registered top five rankings in opponent third down efficiency (34.5%) and opponent passer rating (75.3). S Roman Harper was selected to his second consecutive Pro Bowl, posting 100 tackles and three sacks and CB Jabari Greer recorded two interceptions with one brought back for a touchdown.

In 2009, Allen tutored a secondary that played a key role in helping the Saints to the club's first Super Bowl victory. A revamped unit accounted for an NFL-high six interception returns for touchdowns and totaled 22 picks on the season with

two of the four starters being selected to the Pro Bowl. Greer returned one pick for a touchdown. Harper led the unit with a career-high 127 tackles and added 1.5 sacks and two forced fumbles while being selected to his first Pro Bowl. CB Tracy Porter picked off Brett Favre and Peyton Manning in the fourth quarter in consecutive contests in the postseason, with his famous Super Bowl XLIV interception being brought back for a touchdown.

While serving as assistant defensive line coach from 2006-07, Allen helped develop a unit that ranked as one of the strengths of the Saints' defense. During that stretch, the defensive front combined for 48.5 sacks, 10 forced fumbles and 10 fumble recoveries and DE Will Smith was voted to the 2006 Pro Bowl.

Allen joined the Saints after a four-year stint with the Atlanta Falcons, where he spent his final two years as defensive assistant/quality control with an emphasis on working with the defensive line. Over the previous two seasons, he was in charge of defensive quality control while helping tutor the secondary.

Over his last two years in Atlanta, the Falcons' defense was paced by the play of the front four. In 2004, Atlanta led the NFL for the first time in club history with 48 sacks and the unit sent DE Patrick Kerney to the Pro Bowl. In 2005 DT Rod Coleman represented the club in the Pro Bowl and the Falcons notched 37 sacks.

In 2002, Allen's first year with the Falcons, he assisted in coaching the defensive backfield. Atlanta improved to 16th against the pass after ranking 30th the year before, and tied for third in the NFL with 24 interceptions.

Allen worked as the secondary coach for the University of Tulsa (2000-01) before heading to the NFL. Prior to his stint at Tulsa, Allen was on the coaching staff for four years (1996-99) at his alma mater, Texas A&M, as a graduate assistant working primarily with the school's secondary.

A native of Hurst, Texas, Allen earned four letters for Texas A&M as a safety from 1992-95 and started the final 21 games of his career. A highlight was his fourth-quarter interception that clinched an 18-9 victory over Texas in 1993, sending the Aggies to their third-straight Cotton Bowl. He collected Southwest Conference Defensive Player of the Week honors after intercepting two passes in a 36-14 win over Oklahoma in 1994.

Allen was signed as an undrafted free agent by the Buffalo Bills and competed in their training camp in 1996. Allen's father, Grady, played at Texas A&M and was a linebacker for the Falcons from 1968-72.

**PLAYING CAREER:** Texas A&M, 1992-95.

**COACHING CAREER:** Texas A&M, 1996-1999; Tulsa, 2000-01; Atlanta Falcons, 2002-05; New Orleans Saints, 2006-10; Denver Broncos, 2011; Oakland Raiders (Head Coach), 2012-14; New Orleans Saints 2015-.



# COACHINGSTAFF



## PETE CARMICHAEL

### OFFENSIVE COORDINATOR

Pete Carmichael is in his seventh season as the Saints' offensive coordinator after tutoring the club's quarterbacks his first three years with the club. Throughout this time, he has been a key figure in the planning and preparations of an offensive attack that has been ranked first in the NFL in yardage in five of the last nine seasons and in the top six each campaign.

Last year Carmichael led a Saints offense that finished first in the NFL in net yards per game (411.4), third down efficiency (48.3%) and first downs (395). QB Drew Brees was invited to his club-record eighth Pro Bowl as a Saint as he finished tied for the NFL lead in passing yardage (4,952), joining Sonny Jurgensen and Dan Marino as only the third player in league record books to lead or tie for first in passing yardage five times. He also finished first in the NFL in completions (456) and second in completion percentage (69.2%) and tied for fifth in touchdown passes (33). TE Jimmy Graham led the team in both receiving and touchdowns with 85 catches for 889 yards and 10 touchdowns. In addition, RB Mark Ingram recorded the best season of his four-year career, leading the team in rushing yards (964), total yards from scrimmage (1,109) and rushing touchdowns (nine), which was tied for third in the NFL. New Orleans saw four offensive players make the Pro Bowl in 2014: Brees, G Jahri Evans, Graham and Ingram.

In 2013 the New Orleans offense finished fourth in the NFL in net yards per game (399.4) and finished second in passing offense (307.4 ypg.), third in third down conversion percentage (43.9%), fourth in first downs (359) and second in yards after the catch (2,576). Four players on offense (Brees, Evans, Graham and G Ben Grubbs) were selected to the Pro Bowl. Brees finished near the top of the NFL in virtually every passing category, completing 446-of-650 (68.6%) passes for 5,162 yards with 39 touchdowns, 12 interceptions and a 104.5 passer rating, as he became the first player to throw for 5,000 yards four times. Graham enjoyed one of the most prolific seasons for a tight end in NFL history, recording 86 receptions for 1,215 yards with a franchise-record 16 touchdowns. The 2013 Saints were also only the fifth NFL team to have four players with 65 or more catches (Graham-86, RB Pierre Thomas-77, WR Marques Colston-75 and RB Darren Sproles-71), as New Orleans did so for the second consecutive season.

In 2012, Carmichael called plays for an offensive unit that finished first in the NFC and second in the NFL (410.9 ypg.) and the team also finished second in the conference and third in the league in scoring (28.8 ppg.). The Saints also compiled top-five NFL rankings in red zone touchdown percentage (68.4%), third down efficiency (44.0%) and first downs (352), supported by an offensive line with two Pro Bowl selections (T Jermon Bushrod and Evans) that surren-



dered only 26 sacks, tied for the league's third-lowest total. Brees threw for 5,177 yards and 43 touchdowns, both league bests. The wideout duo of Colston and Lance Moore each reached the 1,000 yard mark.

In 2011, the Saints put together some of the best offensive numbers in league history as the team shattered several NFL and franchise records. After Head Coach Sean Payton suffered a leg injury in week six, Carmichael took over play-calling duties for New Orleans. The Saints set NFL records in net passing yardage (5,347) and first downs (416) that have since been broken, while the marks for net yardage (7,474), completion percentage (71.3%), third down conversion rate (56.7%) and fewest fumbles (6) still stand. The Saints also set a team mark and led the league in third down conversions (118). New Orleans finished with 547 points, the fourth-highest total in NFL history, and scored at least 45 points in four regular season games and one postseason contest, including three straight outputs of at least 45. Brees enjoyed one of the most prolific seasons by an NFL signal-caller as he completed 468-of-657 passes (71.2%) for 5,476 yards, 46 touchdowns and a 110.6 rating, breaking NFL records for yardage (since broken), completions, 300-yard passing games (13) and completion percentage. As the passing attack reached new heights, Graham had a club-record 99 receptions for 1,310 yards with 11 touchdowns. A running game that was ranked sixth in the NFL flourished behind an offensive line that featured three Pro Bowl selections (Bushrod, Evans and G Carl Nicks), in addition to Brees and Graham.

In 2010, the Saints finished third in the NFC and sixth in the NFL after averaging 372.5 yards of total offense, finishing third in the league in passing. The unit converted 48.8% of their third down conversions and ranked fifth in the NFL with 351 first downs.

In 2009, his first season with his new title, the Saints continued to compile impressive numbers on offense. The Saints finished in the top five in seven offensive categories, while also racking up an NFL-best 510 points. At least 45 points were scored four times, a fifth time in the postseason, with four straight outputs of at least 30 points. The Saints ranked first in the league with 6,461 net yards, then the third-best total in club history. The Saints' 348 first downs was the second-best total in 2009 league rankings. The Saints also finished ranked sixth in the NFL in rushing with 131.6 yards per game on 4.5 yards per carry.

The offense continued to flourish in the postseason, averaging 35.6 points per game and scoring eight-of-nine times inside the red zone. Brees keyed the run, completing 70.6 percent of his passes and throwing eight touchdowns with a 117.0 passer rating. He was selected the Super Bowl XLIV MVP, as he led the Saints back from a ten point deficit, completing 18 of his last 19 passes and engineering the fourth quarter game-winning drive.

In 2008, Carmichael's title was quarterbacks/passing game—with duties that included assisting in the pass routes, protection schemes and quarterback responsibilities. He tutored the signal callers his first three seasons with the club. In 2008, the offense went on to rank No. 1 in the NFL in passing, and Brees threw for 5,069 yards.

# COACHINGSTAFF

Carmichael has worked closely with Brees since both arrived in New Orleans in 2006, while virtually all of the franchise's career, single-game and single-season passing records have fallen. Brees has led the NFL or tied for the league lead in passing yardage five times, set the NFL record for completion percentage twice and has thrown for a club-record 316 touchdowns over the last nine seasons.

Carmichael brings the perspective of having a wide range of coaching experiences, including working with nearly every position group on offense during his career. With the Chargers, he assisted wide receivers coach James Lofton for an offense that ranked 10th in the NFL in 2004 and 2005. Carmichael joined the Chargers in 2002 and served as offensive assistant/quality control coach until being promoted.

In 2001, Carmichael was quality control coach for the Washington Redskins, and in 2000, he was the tight ends coach and offensive assistant for the Cleveland Browns. From 1995-99, Carmichael was the quarterbacks coach at Louisiana Tech, and during his tenure the Bulldogs' signal-callers broke almost every passing record at the school. He began his coaching career as the assistant offensive line coach at the University of New Hampshire in 1994, with the Wildcats winning the Yankee Conference championship.

Born Oct. 6, 1971 in Framingham, Mass., Carmichael attended Medway (Mass.) High School where he played football and baseball. He went on to a collegiate playing career in baseball and was a four-year letterman at Boston College. As a senior, Carmichael was a team captain and Most Valuable Player. He graduated with a degree in mathematics in 1994.

**COACHING CAREER:** New Hampshire, 1994; Louisiana Tech, 1995-99; Cleveland Browns, 2000; Washington Redskins, 2001; San Diego Chargers, 2002-05; New Orleans Saints, 2006-.



**ROB  
RYAN**

**DEFENSIVE COORDINATOR**

Rob Ryan enters his third season as the Saints defensive coordinator in 2015.

Early on in 2014, Ryan had to adjust to the loss of three-time Pro Bowl S Jairus Byrd to a season-ending knee injury and several other members of the secondary were sidelined at times. New Orleans has added depth heading into 2015. The Saints acquired veteran DE Kevin Williams, CB Brandon Browner and LBs Dannell Ellerbe and Anthony

Spencer, while using first, second and third round draft picks on LBs Stephone Anthony and Hau'oli Kikaha and CB P.J. Williams.

Last year, the defense was led by a combination of youth and experience with veterans and younger players both showing promise. ILB Curtis Lofton recorded a franchise-record and career-high 185 tackles. CB Keenan Lewis, often lined up against an opponent's top receiver, finished with two interceptions and a team-high 13 passes defended. DE Cameron Jordan filled the stat sheet with 7.5 sacks, giving him 20 takedowns in two seasons, while adding an interception, five passes defended and one fumble recovery.

In 2013, New Orleans finished fourth in the NFL in total defense—a 28-spot improvement from 2012. Giving up just 305.7 net yards per game compared to 440.1 in 2012, the 134.4-yard-average improvement was the biggest since the 1970 AFL-NFL merger. Despite ending the year with eight starters or significant contributors on injured reserve, the Saints ranked in the top-10 in many defensive categories, including sacks (fourth), pass defense (second), scoring defense (fourth), third down conversion percentage (ninth), touchdown passes surrendered (sixth), yards after the catch (second) and big passing plays allowed (fifth).

An integral part of the defense's success were the additions of Lewis, who led the club with four interceptions, and S Kenny Vaccaro, the club's first round draft pick, who earned PFWA All-Rookie honors after leading the secondary with 93 tackles. New Orleans also registered 49 sacks, and Jordan led the charge. He ranked fifth in the NFL with a career-high 12.5 sacks, tied for sixth with two defensive fumble recoveries and was selected to his first Pro Bowl.

Ryan is a coaching veteran with 27 years of coaching experience, 16 in the NFL. Now in his 17th NFL season, he has also served stints as a defensive coordinator with the Oakland Raiders (2004-08), Cleveland Browns (2009-10) and Dallas Cowboys (2011-12) and has four years of experience heading up defenses at the collegiate level.

Under his tutelage in 2011, Dallas' team defense improved to 14th overall in the NFL and seventh against the run after finishing 23rd in the 2010 opponent net yardage rankings. In his first season as a starting MLB in 2011, second-year pro Sean Lee paced the team with 131 tackles while CBs Mike Jenkins and Terence Newman tied for the team lead with four interceptions each. In 2012, the Cowboys were one of only three teams in the NFL to have two players with 11 or more sacks, as LB DeMarcus Ware led the team with 11.5 and Spencer posted a career-high 11 takedowns. Both players were selected to the Pro Bowl. It was also Ware's seventh consecutive season leading or tying for the team lead in sacks and his seventh straight with double-digit takedown totals. Cowboys opponents were held to a 43.9% third down conversion rate, ranked tenth in the NFL, despite an influx of injuries at several key positions throughout the course of the season. In Ryan's first season with the Cowboys, Ware finished second in the NFL with 19.5 sacks.



In 2010 Cleveland tied for eighth in the NFL with 19 interceptions. Ryan's work saw six different players post multiple interceptions on the season to tie for the third-most players with two-or-more interceptions on a team that season. Rookie CB Joe Haden led the team, tied for fifth in the NFL and second among rookies with six interceptions. Also among Ryan's secondary was the club's leading tackler in S T.J. Ward. Ward became the first Cleveland rookie to lead the team in tackles since 1999. On the ground, Cleveland allowed just seven rushing touchdowns which tied for the fourth-fewest in the league. In Ryan's first season in Cleveland, the club did not allow a touchdown in three games - the most contests in which a Browns defense did not yield a touchdown since 2003. Ryan's defense posted 40 sacks to tie for eighth in the league and the most for a Cleveland defense since racking up 43 in 2001. Over the second half of the season, the Browns saw a significant improvement as they yielded less points allowed (-5.3 ppg.), total yards allowed (-39.9 ypg.), rushing yards allowed (-52.0 ypg.), first downs allowed (-2.7) and increased their sack production (1.0 spg.).

Before landing in Cleveland, Ryan spent five seasons as Oakland's coordinator. In his time guiding the fortunes of the Raiders defense, Ryan tutored a pair of Pro Bowlers in DE Derrick Burgess and CB Nnamdi Asomugha. In his four seasons playing for Ryan, Burgess amassed 38.5 sacks, including an NFL-best 16.0 in 2005. Asomugha finished 2006 third in the league with eight interceptions. In that same season, the Raiders defense led the league in pass defense (150.8 ypg.) and ranked third in total defense (284.8 ypg.). For his work in 2006, Ryan was named the *USA Today* All-Joe Coordinator of the Year.

Ryan spent four seasons (2000-03) as the linebackers coach for Bill Belichick's New England Patriots. In his time with the Patriots, Ryan was a part of two Super Bowl championship teams—XXXVI and XXXVIII—while working with one of the league's top inside linebackers in Teddy Bruschi. He also mentored 2003 Pro Bowl LB Willie McGinest.

Ryan began his NFL coaching career in 1994 as the defensive backs coach under his father, Buddy, for the Arizona Cardinals. In his first season in Arizona, the Cardinals boasted the NFL's third ranked defense. Under Rob, CB Aeneas Williams, who was inducted into the Pro Football Hall of Fame in 2014, earned two trips to the Pro Bowl (1994 and 1995) and the Cardinals led the league with 42 takeaways in 1995.

Following a one-year stint as defensive coordinator at Hutchinson (Kansas) Community College (1996), Ryan was Oklahoma State's defensive coordinator from 1997-99 where the Cowboys' defense continually ranked among the best in the nation. He was named Coordinator of the Year by *The Sporting News* in 1997. In 1999, Oklahoma State ranked 10th in the nation in total defense, and in 1998 were second in the nation with 41 sacks.

Ryan entered the coaching ranks in 1987 as a graduate assistant with Western Kentucky. He assumed similar responsibilities at Ohio State in 1988. He then

spent five seasons (1989-93) at Tennessee State where he coached running backs (1989-91), linebackers (1992) and the defensive line (1993).

Ryan spent two years at outside linebacker with Southwestern Oklahoma State. His twin brother, Rex, is the head coach of the Buffalo Bills. Their father, Buddy, coached in the NFL for 26 years, serving as head coach of the Philadelphia Eagles and Arizona Cardinals. He was an assistant on three different teams to make the Super Bowl (New York Jets, Chicago, Minnesota), capturing championships with the Jets and the Bears.

**PLAYING CAREER:** Southwestern Oklahoma State, 1981-82.

**COACHING CAREER:** Western Kentucky, 1987; Ohio State, 1988; Tennessee State, 1989-93; Arizona Cardinals, 1994-95; Hutchinson (Kan.) Community College, 1996; Oklahoma State, 1997-99; New England Patriots, 2000-03; Oakland Raiders, 2004-08; Cleveland Browns 2009-10; Dallas Cowboys, 2011-12; New Orleans Saints, 2013-.



## GREG McMAHON

### SPECIAL TEAMS COORDINATOR

Now entering his eighth season as the Saints special teams coordinator and 10th campaign coaching special teams for the team, Greg McMahon's tenure with the club has been defined by solid performances by the kicking game, the coverage units and the returners.

With McMahon stressing opportunistic play over the last seven seasons, the Saints have recovered 14 fumbles on special teams, scored 10 touchdowns—including six on punt returns—and blocked two punts, four field goals and two extra points. Since 2008, New Orleans has been ranked in the top 10 in kickoff return average three times.

New Orleans' punt coverage unit ranked first in the NFL in opponent punt return average in 2014 (4.1), setting a club record. In addition to a stalwart in special teams captain Ramon Humber, who posted 13 stops, McMahon also identified several other productive players for coverage units in Josh Hill, who posted a team-best 15 stops and undrafted rookies Brian Dixon and Kasim Edebali who each made 12 tackles apiece. Since becoming coordinator in 2008, McMahon's units have ranked third in the NFL in kickoff return average (24.4) and once again he found a spark in the club's return game in the final month of the season in rookie Jalen Saunders. Under McMahon's tutelage in the final six games, Saunders had an 11.0 punt return average and in the first kickoff return of his career vs. Atlanta, Dec. 21, he brought one back 99 yards. Since the club drafted P



# COACHINGSTAFF

OWNERSHIP

FOOTBALL

ADMINISTRATION

RECORDS

HISTORY

Thomas Morstead in 2009, he's evolved into one of the league's top punters, with his 47.0 gross punting and 41.0 net punting averages both ranked first in club history over that period. 2014 was no exception, as Morstead finished second in the NFL in net punting average (42.9). K Shayne Graham drilled 19-of-22 field goal attempts.

In 2013, McMahon directed his coverage units to rank seventh in the NFL in opponent punt return average (7.5). Morstead finished third in the NFL in net punting average (42.3) and tied for fourth in touchbacks on kickoffs. The Saints won two regular season games and one postseason contest on game-winning field goals at the end of regulation.

In 2012, Morstead was selected to his first Pro Bowl and named a second-team *Associated Press* All-Pro, as he set club records in both gross (50.1) punting average and net (43.2) punting average. Morstead's net figure, ranked second in the NFL, is now ranked fourth all-time in NFL history. Rafael Bush led the team with 15 tackles, while also recovering a fumble.

In 2011, McMahon guided the special teams units to one of their best seasons since taking over as coordinator as the club finished eighth in the *Dallas Morning News* special teams rankings. Morstead finished second in the NFC and fourth in the NFL with a 48.3 gross punting average and second in the league with a 43.1 net average. Morstead also ranked first in the league with a NFL-record 68 touchbacks. K John Kasay ranked second in the NFL in scoring among kickers and set a team record with 147 points. Darren Sproles made an immediate impact on the return units, handling both punt and kickoff return duties as part of a season where he set an NFL record with 2,696 all-purpose yards. He averaged 10.2 yards on punt returns with one touchdown and ranked third in the NFC and sixth in the league on kickoff returns. McMahon's coverage units ranked fifth in the NFL in opponent punt return average, allowing only 6.2 yards per return.

McMahon fostered improvement out of both K Garrett Hartley and Morstead in 2010. In his first full NFL season, Hartley made his final 10 field goal attempts and 15-of-his-last-16. The punter enjoyed a solid campaign, finishing sixth in the NFL with a 45.9 gross average. The Saints were only one of four NFL teams to not allow a blocked kick or give up a special teams score.

The kicking game played a crucial role in the 2009 championship campaign. The club finished fourth in the league in kickoff return average (24.4) as Courtney Roby had the first touchdown return by a Saint since 2004. In the postseason, Reggie Bush had an 83-yard punt return for a touchdown to break open the NFC Divisional Playoff vs. Arizona.

While the coverage units recovered three fumbles, the most improved group were the specialists. Hartley, who made the first 16 field goal attempts of his career, setting what was an NFL record for most consecutive makes to start, came through in the clutch twice in the postseason. His 40-yard field goal in overtime of the NFC Championship game sent the Saints to the Super Bowl. Hartley then

became the first kicker in Super Bowl history to boot three field goals of 40-or-more yards. Morstead, the club's fifth round draft choice, was the first Saints punter to capture NFC Special Teams Player of the Week twice in the same season. In Super Bowl XLIV, he successfully executed an onside kick at the start of the second half that brought possession back to New Orleans.

In McMahon's first season as coordinator in 2008, New Orleans finished as one of only four teams to rank in the top 10 in both punt return average (fourth) and kickoff return average (eighth). Bush scored on two punt returns vs. Minnesota to tie an NFL record. Hartley, an undrafted rookie at the time, started his field goal streak by making all 13 attempts.

McMahon served as assistant special teams coach for his first two years in New Orleans, following a one-year stint as tight ends/special teams coach at East Carolina. In 2005, the Pirates finished in the top 20 in the nation in field goal accuracy and had a pair of solid return men. McMahon also tutored tight ends as part of a staff that directed ECU to the fourth-highest passing total in school history.

He spent 13 years at the University of Illinois (1992-2004), working primarily with the special teams, tight ends and wide receivers. In 1997, McMahon took on the additional responsibility of overseeing the special teams. His efforts were integral in Illinois making four bowl appearances and twice appearing in the final national rankings, and in 2001 the school finished 10-2 and captured the Big Ten title.

Based on the records his units established, the play of the special teams during McMahon's years at Illinois are unmatched in school history. Illinois blocked 16 kicks from 2001-04 and accounted for nine touchdowns. Players under his direction included the school leaders in career punting average, single-season scoring and all-time punt return yardage.

McMahon came to Illinois in 1992 from Nevada-Las Vegas where he spent two years as special teams coordinator as well as coaching offensive tackles and tight ends. He has also had stints with Valdosta (Ga.) State, Southern Illinois, North Alabama, Minnesota, and his alma mater, Eastern Illinois.


As a defensive back at Eastern Illinois, he was a member of two teams that played for the NCAA Division II National Championship. The Panthers won the title in 1978 and again went to the championship game two years later. McMahon

**PLAYING CAREER:** Eastern Illinois, 1978-81.

**COACHING CAREER:** Eastern Illinois, 1982; Minnesota, 1983-84; North Alabama, 1985-87; Southern Illinois, 1988; Valdosta State, 1989; UNLV, 1990-91; Illinois, 1992-2004; East Carolina, 2005; New Orleans Saints, 2006-.



# COACHINGSTAFF



## CHARLES BYRD

### ASSISTANT STRENGTH AND CONDITIONING

After serving as an assistant his first two seasons, Charles Byrd was promoted to assistant strength and conditioning coach in 2010. His responsibilities consist of assisting Head Strength and Conditioning Coach Dan Dalrymple in implementing the team's year-round program.

Byrd is in his 10th season as a coach, and eighth in the NFL after stints on the off-season and training camp rosters of the Cleveland Browns, Green Bay Packers, Washington Redskins and New York Giants from 2005-06 as a defensive back, while also playing for the Arena Football League's Las Vegas Gladiators in 2006. He started as a strength and conditioning intern at Miami University (Ohio) in 2006, becoming a graduate assistant in his final year with the Redhawks before coming to New Orleans.

Byrd graduated from Morehead State University with a bachelor's degree in university studies, where he played in the secondary and as a kickoff returner from 2001-04. The Oxford, Ohio native earned Division I-AA Mid-Major All-America honors for two straight seasons. A team captain and three-year starter, he helped the Eagles to three consecutive Pioneer Football League Southern Division championships.

**PLAYING CAREER:** Morehead State, 2001-04; Las Vegas Gladiators (Arena Football League), 2006.

**COACHING CAREER:** Miami (Ohio), 2006-07; New Orleans Saints, 2008-.



## DAN DALRYMPLE

### HEAD STRENGTH AND CONDITIONING

By designing extensive and innovative workout programs—crafted to the needs of every player as well as the demands of each position group—Head Strength and Conditioning Coach Dan Dalrymple has been a key member of the Saints organization since arriving in 2006. His responsibilities and influence both in the weight room and on the field remain constant throughout the entire year.

The efforts of Dalrymple and his staff have played a key role in the club's success over the past nine seasons. His routines, focused on building and maintaining strength and stamina while minimizing injuries, have paid dividends for the Saints. Since 2006, New Orleans has put together 11 winning streaks of three games or more, including a franchise-record 13-game win streak in 2009. 16 players have been selected to the Pro Bowl during his tenure, 12 for the first time in their careers.

Throughout his tenure, Dalrymple's teams have traditionally finished strong. In 2009's Super Bowl XLIV Championship season, evidence of the conditioning of the club was their stamina throughout games, as they outscored opponents 139-48 in the fourth quarter, finishing first in the NFL in both points scored and allowed in the final period. He was named as the recipient of the Cybex Professional Strength and Conditioning Coach of the Year award by the Professional Football Strength and Conditioning Coaches Society and the Samson Strength and Conditioning NFL Coach of the Year award from *American Football Monthly*.

Prior to joining the Saints, Dalrymple spent the previous 17 seasons in a similar capacity at Miami University (Ohio), including the last 16 as director of athletic conditioning, a program he built from its foundation. While the football team was a focus of his efforts, Dalrymple and his staff created workout regimens for every athletic program. He was promoted with the additional title of assistant athletic director in 2003. At Miami, he was a coaching colleague of Saints Head Coach Sean Payton from 1994-95.

Dalrymple has been certified by the National Strength & Conditioning Association since 1991 and has been honored as a finalist for the organization's coach of the year in 1995, 1997, 1999, 2003 and 2006. He's one of only three NFL coaches in his field to be certified by the Collegiate Strength & Conditioning Coaches Association as a Master Strength & Conditioning Coach.

Dalrymple has earned two certifications for USA Weightlifting that designate him as qualified to work with athletes in Olympic weightlifting and as a sports performance specialist.

After taking over the supervision of Miami's strength and conditioning program in 1989, the football program posted a 116-72-9 record, had a streak of 12-straight winning seasons and went to bowl games in 2003 and 2004.

For the Saints, Dalrymple couples his intense work ethic and a constant evolution of his approach with a lengthy background in football.

A 1988 graduate of Miami, Dalrymple was a four-year starter (1983-86) as an offensive lineman and was a first-team All-MAC selection his final two seasons, also earning honorable mention All-America accolades. He was one of three captains of the 1986 conference champion team. Dalrymple was later honored as one of five linemen on the Cincinnati Enquirer's All-20th Century Miami football team and was elected to the school's Hall of Fame in 2002.



# COACHINGSTAFF

After his college career and attending training camp with the Seattle Seahawks, Dalrymple returned to his alma mater as a student assistant coach in 1987. He served as a graduate assistant the following year before being promoted to offensive line and strength coach in 1989. He was named strength & conditioning coordinator in December of that year.

In 2011, Dalrymple co-authored his first book, "The Athletic Body Puzzle-The Guide For Parents And Coaches."

**PLAYING CAREER:** Miami (Ohio), 1983-86.

**COACHING CAREER:** Miami (Ohio), 1987-2005; New Orleans Saints, 2006-.



## KYLE DeVAN OFFENSIVE ASSISTANT

A veteran on the offensive line of five NFL seasons who spent the 2014 campaign as a graduate offensive assistant at USC, in his first year as a member of the Saints staff, Kyle DeVan will assist the offensive

coaches in all aspects of game preparation.

DeVan started 26 of the 40 games he appeared in between 2009-12 with the Indianapolis Colts, Philadelphia Eagles and the Tennessee Titans. He also opened four career postseason contests with Indianapolis, including Super Bowl XLIV at right guard against the Saints. DeVan spent part of his rookie season in 2008 on the New York Jets practice squad.

DeVan was a four-year (2004-07) letterman at center at Oregon State, starting 38 games and was a member of three bowl-winning teams for the Beavers. He made the All-Pac-10 second team in 2006 as a junior and was honorable mention in 2005 and 2007. He also was a three-time Pac-12 All-Academic honorable mention selection. The Vacaville, Calif. native earned his bachelor's degree in business administration in 2008.

**PLAYING CAREER:** Oregon State, 2004-07; Indianapolis Colts, 2009-10; Philadelphia Eagles, 2011; Tennessee Titans, 2012.

**COACHING CAREER:** Southern California, 2014; New Orleans Saints, 2015-.



## BRET INGALLS

### OFFENSIVE LINE

A 33-year coaching veteran, including four stints as a coordinator, Bret Ingalls enters his third campaign as offensive line coach in his seventh season with the Saints after spending his first four tutoring the running

backs. It has been a natural transition for Ingalls, who has extensive experience tutoring offensive linemen.


In 2014, New Orleans ranked first in the NFL in total offense, averaging 411.4 net yards per game, and the club's ranking in the running game improved from 25th in the league in 2013 to 13th. Mark Ingram rushed for 964 yards and nine touchdowns and was selected to his first Pro Bowl, posting the highest rushing yardage total by a Saint since 2006 and becoming the first Saints running back to be selected to the Pro Bowl since 2003. In the passing game, which was ranked third in the NFL, the Saints gave up only 30 sacks, tied for the ninth-lowest total in the NFL. G Jahlil Evans was selected to the Pro Bowl for the sixth consecutive time.

In his first season tutoring the Saints offensive line, the guard duo of Evans and Ben Grubbs were selected to the Pro Bowl. In addition, Ingalls helped integrate rookie Terron Armstead into the starting left tackle slot in Week 16.

Ingalls' position group played an integral role in the NFL's second-ranked offense in 2012. As a unit, the running backs combined for 2,720 total yards from scrimmage with 19 touchdowns. Ingram continued to emerge over the last half of the season, rushing for a team-best 602 yards and five TDs. Despite missing three games, Darren Sproles added 911 yards of offense and eight TDs, as he led NFL running backs in receiving for the second consecutive season with 75 receptions for 667 yards and seven scoring grabs. The group's 141 catches ranked first in the NFL by a backfield.

In 2011, the Saints finished with the NFL's sixth-best rushing yardage total (132.9 ypg.) and fourth-best yards per carry average (4.9). Ingalls tutored a quartet of tailbacks in Ingram, Chris Ivory, Sproles and Pierre Thomas who all contributed to the Saints setting an NFL record for total net yards. Most notably, Sproles finished the season with the highest single-season all-purpose yardage total in NFL history with 2,696 yards, as he led NFL running backs with 86 catches for 710 yards in addition to his 87 carries for a team-high 603 yards (6.9 avg.) with a total of 10 touchdowns. Thomas carried 110 times for 562 yards (5.1 avg.) with five TDs and added 50 grabs for 425 yards with one TD.

Despite starting six different players at the position in 2010, the Saints running game averaged 4.0 yards per carry for an offense that was ranked in the NFL's



# COACHINGSTAFF

top 10 in yardage and scoring. Ingalls helped prepare Ivory, an undrafted rookie who led the club in all rushing categories with 137 carries for 716 yards (5.2 avg.) with five touchdowns, as he was named to several All-Rookie teams.

Ingalls' extensive experience immediately made an impact in 2009 as the Saints improved in the NFL rushing rankings from 28th to sixth, churning out 131.6 yards per game and averaging a club-record 4.5 yards per carry. His group combined for 1,837 yards rushing. Thomas enjoyed a breakout season, leading the club in rushing with 147 carries for 793 yards (5.4 avg.) and six TDs, ranking fourth in the NFL in yards per carry. Grabbing 39 receptions for 302 yards, he finished with a team-best 1,095 total yards from scrimmage, adding 254 more and three TDs in the postseason.

Ingalls served on the staff at Northwestern from 2006-08, where he was running game coordinator/offensive line coach his final season. He molded a line without extensive starting experience into the cornerstone of an offense that led the Wildcats to a nine-win season. Northwestern rushed for over 1,800 yards and ranked second in the Big Ten for fewest sacks allowed. In 2007, the offensive line blocked for the Big Ten's top-ranked passing attack, and in 2006 led the way for 1,705 yards rushing.

Ingalls spent 2005 at Miami (Ohio), working with the tight ends and tackles, and spent the previous season with Indiana State. From 2000-03, he was the offensive coordinator at his alma mater, the University of Idaho, where he also tutored the quarterbacks and running backs for two seasons each. From 1997-99, Ingalls served as offensive coordinator/offensive line coach at Northern Iowa and he held similar positions at Louisville from 1995-96. In 1994, he coached the offensive line at Eastern Michigan.

Ingalls held several positions on the offensive side of the ball at San Diego State from 1989-93. Over those years, he had stints as offensive coordinator (1992-93), offensive line coach (1990-92) and running backs coach (1989, 1993). While running backs coach, he tutored 2011 Pro Football Hall of Fame selection Marshall Faulk, who twice led the nation in rushing.

Ingalls' coaching career began at Idaho, where he graduated in 1984. After serving as a student defensive backs coach, he was assistant offensive line coach from 1984-85 and running backs coach from 1986-88. Idaho won four Big Sky Conference championships during his tenure.

A native of Snohomish, Wash., Ingalls was a starting running back at Wichita State (1979-81). He graduated from Idaho in 1984 with a business degree.

**PLAYING CAREER:** Wichita State, 1979-81.

**COACHING CAREER:** Idaho, 1982-88; San Diego State, 1989-93; Eastern Michigan, 1994; Louisville, 1995-96; Northern Iowa, 1997-99; Idaho, 2000-03; Indiana State, 2004; Miami (Ohio), 2005; Northwestern, 2006-08; New Orleans Saints, 2009-.



## BILL JOHNSON

### DEFENSIVE LINE

A key member of the Saints defensive coaching staff, Bill Johnson possesses a long history of developing the skills of top-notch defensive linemen throughout his coaching career. Now in his 35th year in the profession and his 15th NFL season, the Louisiana native arrived in New Orleans in 2009 after a two-year stint in Denver.

Back for his seventh season with the Saints, Johnson leads a defensive line that features ends Akiem Hicks and Cameron Jordan. Jordan, a first-round pick of the club in 2011, finished second on the team with 7.5 sacks in 2014 and added an interception and a fumble recovery. Hicks posted 58 tackles and two sacks.

In 2013, Johnson helped oversee an alignment change up front, as Jordan and Hicks enjoyed career-best seasons, powering a defense up front that improved in league rankings to fourth in the NFL in both opponent yards per game and scoring defense. Jordan was selected to his first career Pro Bowl as he led the New Orleans pass rush, notching a career-high 12.5 sacks, ranked fifth in the NFL, while recovering two fumbles to tie for sixth in the league. In his first full season as a starter after moving from defensive tackle to defensive end, Hicks finished with 4.5 quarterback takedowns.

In 2012, Johnson tutored a line anchored by the duo of ends in Jordan and Will Smith. He helped Jordan post a team-best eight sacks, while also leading the defensive line with 76 tackles (54 solo), three forced fumbles and two fumble recoveries. Smith ranked second on the club by chipping in six takedowns.

In 2011, the defensive front helped the Saints improve from 16th to 12th in the NFL in run defense. Smith led the line with 6.5 sacks (second on the team) and two forced fumbles. In 2010, the front four played an important role in a defense that improved from 25th in the NFL to fourth in yardage and from 20th to seventh in opponent points per game.

The line thrived under Johnson's approach in 2009. Smith finished fifth in the NFL with a career-high 13 sacks. The front four was the first line of defense for a unit that finished second in the NFL in red zone touchdown percentage (39.3).

Johnson tutored the Broncos line from 2007-08. He coached a unit that in 2007 tied for second in the NFL with nine takeaways. Defensive end Elvis Dumervil tied for sixth in the league with 12.5 sacks.

During his six-year tenure as line coach with Atlanta from 2001-06, Johnson



# COACHINGSTAFF

oversaw a unit that helped the club post 242 sacks. Atlanta twice ranked in the top 10 in fewest yards allowed and fewest yards per carry (2004, 2006). The Falcons also had a pair of Pro Bowlers up front under Johnson's direction, including end Patrick Kerney and tackle Rod Coleman.

Coleman was selected to the Pro Bowl in 2005, and his 28 sacks from 2004-06 were the most by a defensive tackle in the NFL over that span. Kerney was voted to the Pro Bowl in 2004, and the defensive end had 53 sacks under Johnson's tutelage from 2001-06, notching at least 10 takedowns in three seasons.

Atlanta reached the NFC Championship Game in 2004, with Johnson's line leading the NFL in sacks (48) for the first time in franchise history. The Falcons also ranked eighth in the NFL in run defense. Kerney had a career-high 13 sacks and Coleman led all defensive tackles with 11.5.

Johnson jumped to the NFL and joined the Falcons in 2001 after a one-year stint at Arkansas working with the line, his second time coaching at the school. That season with the Razorbacks closed a 21-season stretch as a college assistant.

The longest coaching tenure of his career was at Texas A&M, where Johnson served as defensive line coach for eight seasons (1992-99) under Head Coach R.C. Slocum. The Aggies earned three conference championships during those years, went to six bowl games and finished in the top 10 three times. Nine defensive linemen under his instruction were selected in the NFL Draft, including Sam Adams, a consensus All-American in 1993 and the eighth overall pick by the Seattle Seahawks in 1994.

Johnson came to Texas A&M after coaching the defensive lines at Arkansas (1990-91) and Louisiana Tech (1988-89). In 1987, he served as a graduate assistant at the University of Miami under Head Coach Jimmy Johnson, working primarily with the linebackers on a team that went 12-0 and was voted National Champions. Prior to joining the Hurricanes, Johnson spent two years as an assistant at McNeese State University coaching the school's outside linebackers in 1986 and its defensive line the year before.

He entered the coaching profession as a graduate assistant at his alma mater, Northwestern State University, in 1980 and served in that capacity for two seasons before coaching defensive ends/linebackers at the school from 1982-84.

Johnson was a four-year letterman and two-year starter at Northwestern State after a standout prep career at Neville High School in Monroe, La.

**PLAYING CAREER:** Northwestern (La.) State, 1976-79.

**COACHING CAREER:** Northwestern (La.) State, 1980-84; McNeese State, 1985-86; Miami (Fla.), 1987; Louisiana Tech, 1988-89; Arkansas, 1990-91, 2000; Texas A&M, 1992-99; Atlanta Falcons, 2001-06; Denver Broncos, 2007-08; New Orleans Saints, 2009-.



## STAN KWAN

### ASSISTANT SPECIAL TEAMS

Stan Kwan enters his third season with the New Orleans Saints as assistant special teams coach. It is Kwan's 25th year as an NFL coach and he will again assist coordinator Greg McMahon in all aspects of coaching the Saints' special teams units.

In 2014, veteran kicker Shayne Graham enjoyed an impressive first full season with the Saints. Graham made 19 of 22 field goal attempts, a percentage of 86.4%. From Sept. 28-Nov. 30, Graham was successful on 14 consecutive field goal attempts and captured NFC Special Teams Player of the Month for October. Punter Thomas Morstead's 42.9 net punting average ranked first in the NFC, second in the NFL and eighth-all-time. The team ranked first in the NFL in opponent punt return average (4.1). On return units, Kwan helped McMahon tutor Jalen Saunders who had an 11.0 punt return average in the last six games and brought back his first career kickoff 99 yards in Week 16.

In his first year with the organization, Kwan helped the team rank seventh in the NFL in opponent punt return average (7.5). Morstead finished third in the NFL in net punting average (42.3) and tied for fourth in touchbacks on kickoffs. The Saints won two regular season games and one postseason contest on game-winning field goals at the end of regulation.

Kwan joined the Saints after spending three seasons (2010-12) in the same capacity with the Buffalo Bills. In 2012, the Bills ranked first in the NFL in punt return average (17.1 avg.) with two touchdowns and were fourth-best in the league in kickoff return average (27.0 avg.). Under his tutelage, Bills returner Leodis McKelvin made the *Pro Football Weekly*/PFWA All-NFL team as the punt returner, leading the league with an 18.7 average on punt returns with two touchdowns, also capturing Week 11 AFC Special Teams Player of the Week honors with his 79-yard punt return for a touchdown. In 2011, the Bills kickoff coverage units held opponents to 20.4 yards per return, the best in the NFL. The punt return unit, again spurred by McKelvin, finished tied for tops in the AFC and third in the NFL (12.7 avg.). In Kwan's first year with the Bills in 2010, rookie and current Saint C.J. Spiller set a club rookie record for kick return yards in a game with 189 (including a 95-yard touchdown) at New England on September 26, earning Week Three AFC Special Teams Player of the Week honors. In addition, Alex Carrington flourished under Kwan's tutelage, blocking six kicks over two seasons, including four in 2012, a Bills best since complete records became available in 1988.

OWNERSHIP

FOOTBALL

ADMINISTRATION

RECORDS

HISTORY



# COACHINGSTAFF

Kwan joined the Bills after spending six seasons with the Detroit Lions. In his second stint with Detroit from 2004-09, the unit blocked 16 kicks, the second-most in the NFL over the six-year time span. Kwan served as Detroit's special teams coordinator from 2008-09. In 2009, the Lions ranked fifth in the NFC in average drive start (27.0) and tied for fourth in the NFL with three special teams turnovers. In 2008, his first season as coordinator, the Lions had an NFL-high five special teams turnover recoveries, with their plus four turnover margin also leading the league. The kickoff coverage unit allowed the league's fourth-lowest average drive start following kickoffs (25.5) and ranked second in the NFL in percentage of drives forced inside the 20-yard line following kickoffs (23.81). Jason Hanson kicked an NFL-high eight 50-plus yard field goals (becoming the oldest NFL kicker with eight 50-plus yard field goals), tying an NFL single-season record.

Prior to joining Detroit for his second stint with the club in 2004, Kwan served as a special teams assistant/defensive quality control coach for the Arizona Cardinals from 2001-03. He spent 1997-2000 with the Lions as an offensive and special teams assistant. He entered the NFL in 1991 as a coaching assistant with the San Diego Chargers. He served as an offensive and special teams assistant with the Chargers from 1991-1996.

Throughout his coaching career, Kwan has served in a variety of support roles including designing computer diagrams of plays, compiling both offensive and defensive playbooks, breaking down special teams film and providing statistical analysis on both the NFL and combine testing.

Kwan played baseball at San Diego State University for three years and earned his bachelor's degree in criminal justice. Prior to attending San Diego State, he spent one year at South Mountain Community College in Phoenix where he was the first freshman to be named captain of the baseball team. Kwan attended Phoenix Camelback High School where he set school career records for batting average, runs scored, stolen bases, on-base percentage and walks. In his junior year, Camelback was the top-ranked team in the state and was ranked 16th in the nation. He earned all-state honors twice as a shortstop and doubled as the school's quarterback, where he set the school single-game passing record (327 yards).

**COACHING CAREER:** San Diego Chargers, 1991-96; Detroit Lions, 1997-2000; Arizona Cardinals, 2001-03; Detroit Lions, 2004-09; Buffalo Bills, 2010-12; New Orleans Saints, 2013-.



## GREG LEWIS

### OFFENSIVE ASSISTANT

Greg Lewis enters his first season in the NFL coaching ranks as an offensive assistant.

Lewis, who enjoyed an eight-year NFL career as a wide receiver, has three years of coaching experience. He spent the 2014 season at the University of Pittsburgh as wide receivers coach. Under his tutelage with the Panthers, wideout Tyler Boyd was a third-team All-America pick by Phil Steele, concluding the campaign with 78 catches for 1,261 yards (16.2 avg.) and eight touchdowns, notching six 100-yard games. He previously served in the same capacity at San Jose State (2013) and the University of San Diego (2012). He began his coaching career as a summer intern with the Philadelphia Eagles in 2012.

The Chicago native was a four-year letterman at the University of Illinois from 1999-2002. He played eight seasons in the NFL with the Eagles (2003-08) and the Minnesota Vikings (2009-10) and compiled career totals of 152 catches for 1,992 yards (13.1 avg.) and eight touchdowns. He was a member of the Eagles' 2004 NFC Champion team that faced the New England Patriots in the Super Bowl. Lewis caught a fourth-quarter touchdown against the Patriots, who narrowly triumphed 24-21.

**PLAYING CAREER:** Illinois, 1999-2002; Philadelphia Eagles, 2003-08; Minnesota Vikings, 2009-10.

**COACHING CAREER:** University of San Diego, 2012; San Jose State, 2013; Pittsburgh, 2014; New Orleans Saints, 2015-.



## WESLEY McGRIFF

### SECONDARY

A 24-year coaching veteran, Wesley McGriff is in his third season as secondary coach with the Saints.

In his first two seasons with the Saints, McGriff has overseen the development of young players such as safeties Rafael Bush, Kenny Vaccaro and Pierre Warren and cornerback Terrence Frederick in a secondary that has gotten younger, while also depending on veterans such as safety Jairus Byrd and cornerback Keenan Lewis. Last year, Lewis led the Saints with 13 passes

# COACHINGSTAFF

defensed, while adding two interceptions. Vaccaro led the New Orleans secondary with 113 tackles and added one sack and two interceptions. McGriff also worked the undrafted rookie Warren into the starting lineup immediately for the final six games due to injuries in the secondary and he responded, tying for the team lead with three takeaways.

In McGriff's first season in New Orleans, the Saints had one of the NFL's top defensive units as they ranked fourth in the NFL in total defense (305.7 ypg.), second in opponent passing yards per game (194.1 ypg.) and fourth in scoring defense (19.0 ppg.), posting an 11-5 record and advancing to the divisional round of the playoffs. Lewis finished with a career-high and team-best four interceptions and Vaccaro led the secondary with 93 tackles as a rookie.

McGriff spent 2012 as co-defensive coordinator/cornerbacks at the University of Mississippi. Ole Miss finished second in the SEC and in the top 15 in the NCAA in tackles for a loss per game (7.7) and sacks per game (2.8). Linebacker Denzel Nkemdiche was named to the Football Writers Association of America All-America Team and SEC All-Freshman team, defensive tackle Isaac Gross earned conference All-Freshman honors from league coaches and was named to the CollegeFootballNews.com Freshman All-America first team and safety Trae Elston was named to the ESPN SEC All-Freshman team.

Prior to joining the Rebels, McGriff spent one season as defensive backs coach/recruiting coordinator at Vanderbilt, where he helped the Commodores to only their fifth all-time appearance in a bowl. His secondary produced 12 interceptions, three of which were returned for touchdowns. McGriff helped current Green Bay Packer Casey Hayward to become the first Vanderbilt All-American in four years, posting seven interceptions, the third-highest single-season total ever by a Commodore.

Before moving to Nashville, McGriff spent four seasons as the secondary coach at the University of Miami (Fla.). In 2010, the Hurricanes ranked second in the nation in pass defense, allowing just 164.3 yards per game. The Miami defense finished ranked 16th nationally and 21st in scoring defense. In 2009, the Hurricanes ranked 29th in total defense, as he tutored All-America defensive back Brandon Harris, now with the Tennessee Titans. McGriff also tutored current New Orleans safety Kenny Phillips and Green Bay defensive back Sam Shields. Phillips was named an All-American in 2007.

McGriff served as the defensive backs coach/recruiting coordinator at Baylor from 2003-06 and enjoyed his first major college stint at Kentucky from 2001-02. He spent 2000 as the secondary coach at Eastern Kentucky where he mentored defensive back Jeremiah Bell, who earned first-team All-Ohio Valley Conference honors and was later drafted by the Miami Dolphins in the sixth round in 2003.

From 1995-99, McGriff served in multiple roles including assistant head coach, defensive coordinator and secondary coach at Kentucky State and was named the AFCA's NCAA Division II National Assistant Coach of the Year.


He began his coaching career at his alma mater, Savannah State, from 1990-94.

Starting as a graduate assistant, McGriff tutored running backs before coaching the secondary in 1991 and later serving as defensive coordinator and interim head coach.

McGriff, a Tifton, Ga. native, started at linebacker for Savannah State from 1987-89 and was named the conference's 1989 Male Academic Athlete of the Year. He received his bachelor's degree while graduating cum laude in 1990 and earned a master's in public administration from Georgia Southern in 1993. McGriff was commissioned as a second lieutenant in the U.S. Army in 1990 and was a member of the Army Reserves until 2001.

**PLAYING CAREER:** Savannah State, 1987-89.

**COACHING CAREER:** Savannah State, 1990-94; Kentucky State, 1995-99; Eastern Kentucky, 2000; Kentucky, 2001-02; Baylor, 2003-06; Miami (Fla.), 2007-10; Vanderbilt, 2011; Mississippi, 2012; New Orleans Saints, 2013-.



## JASON MITCHELL

### DIRECTOR OF COACHING ADMINISTRATION

Entering his ninth year in New Orleans, Jason Mitchell enters his second season as Director of Coaching Administration with the Saints in 2015. He is responsible for assisting Head Coach Sean Payton in organizing football operations for the club. Mitchell manages several elements of Payton's off-field agenda, involving the day-to-day schedule, player and staff communications and the football calendar, including offseason programs, mini-camps and training camp. A member of the club's player personnel department for his first seven seasons, Mitchell evaluated players from colleges throughout the Midwest as an Area Scout in 2013. Serving as the club's College Scouting Coordinator from 2007-12, Mitchell was responsible for maintaining the day-to-day operations of the college scouting department. He was also involved in the scouting and evaluation of college players nationally.

The Cresskill, N.J. native came to New Orleans after serving as the Director of External Operations at Rutgers University from 2005-07, after serving as an undergraduate Recruiting Assistant for the Scarlet Knights from 2001 until his graduation. He graduated from Rutgers University with a bachelor's degree in sports management in 2005.

**COACHING CAREER:** New Orleans Saints, 2014-.



# COACHINGSTAFF



## JOHN MORTON

### WIDE RECEIVERS

John Morton rejoins the New Orleans Saints coaching staff in 2015 as the team's wide receivers coach. Morton, a 12-year NFL veteran who also coached at the collegiate level for five years, spent the last four

seasons in the same position with the San Francisco 49ers. He returns to New Orleans after spending the 2006 season as the club's offensive assistant/passing game coach when they advanced to the NFC Championship Game.

Morton was a part of a staff in San Francisco that helped lead the 49ers to three appearances in the NFC Championship and a berth in Super Bowl XLVII. During his tenure with the 49ers, Morton's top pupils were Anquan Boldin and Michael Crabtree.

The wide receiver corps continued to make strides under Morton's supervision in 2014. Boldin led the 49ers in receptions (83) and receiving yards (1,062) and became just the fourth player in franchise history to have multiple 1,000-yard seasons with the 49ers and the first player to do so in his first two campaigns with the team. Crabtree finished second on the team with 68 receptions.

In 2013, Boldin set the franchise record for most receiving yards in a season-opener in his first game with the team after recording 208 yards vs. Green Bay. Boldin went on to register his sixth-career 1,000 yard season, his first since 2009. It marked the first time since 2002-03 that the 49ers had a 1,000 yard receiver in consecutive seasons.

In 2012, Crabtree became the first 49ers wide receiver to surpass the 1,000-yard mark since 2003, notching career-highs in receptions (85), receiving yards (1,105) and touchdowns (nine). Under Morton's direction in 2011, Crabtree led the team with then career-highs in receptions (72) and receiving yards (874), while adding four touchdowns.

Morton spent the previous four years at the University of Southern California as the school's wide receivers coach. He also held the position of the Trojans passing game coordinator from 2007-08 and 2010, while serving as the school's offensive coordinator in 2009. Under Morton's tutelage, WR Damien Williams earned All-Pac-10 first-team honors and along with WR Patrick Turner, was a third round pick in the 2009 NFL Draft.

Morton first worked under Jim Harbaugh at the University of San Diego as the passing game/wide receivers coach in 2005. That year, QB Josh Johnson set school records in completions (260), completion percentage (70.1) and passing yards (3,256), while WR Adam Hannula set a school record with 73 receptions.

From 1997-2004, Morton worked for the Oakland Raiders in several capacities. He began in the Raiders personnel department and then worked as an offensive assistant, coaching the wide receivers for two years (1998-99). Morton then became the offensive quality control coach in 2000 and again worked with the wide receivers until 2001. He was then elevated to senior offensive assistant/wide receivers coach in 2002, when he coached a pair of Pro Football Hall of fame wideouts in Jerry Rice, who earned Pro Bowl honors and Tim Brown, on a team that earned a trip to the Super Bowl. Morton coached tight ends in 2004.

Morton originally signed with Oakland as an undrafted rookie wide receiver in 1993, and spent part of the next two seasons on the Raiders practice squad. He also spent time with Green Bay in 1993 and was in training camp with the Jacksonville Jaguars in 1995. Morton returned to training camp with the Raiders again in 1996. He played for the CFL's Toronto Argonauts in 1995 and 1996, and later with the World League's Frankfurt Galaxy in the spring of 1997.

Morton played at Western Michigan for two seasons (1991-92), where he left in 10th place on the school's all-time receiving list (78 receptions) and eighth in receiving yards (1,278), earning All-Mid-American Conference honors as a senior in 1992. He later received a bachelor's degree in general studies from Western Michigan in 1997. Morton came to Western Michigan after two years (1989-90) at Grand Rapids (Mich.) Community College, where he received his associate's degree in 1990.

**PLAYING CAREER:** Grand Rapids (Mich.) CC, 1989-90; Western Michigan, 1991-92; Toronto Argonauts (CFL), 1995-96; Frankfurt Galaxy (World League), 1997.

**COACHING CAREER:** Oakland Raiders, 1998-04; University of San Diego, 2005; New Orleans Saints, 2006; Southern California, 2007-10; San Francisco 49ers, 2011-14; New Orleans Saints, 2015-.



## MIKE NEU QUARTERBACKS

Mike Neu was named New Orleans Saints quarterbacks coach in 2014. He is a 14-year coaching veteran and former signal-caller with extensive experience coaching the position who also served on the club's

player personnel staff for five years.

Spending his first season under Neu's direction in 2014, Drew Brees was selected to his franchise-record eighth Pro Bowl as a Saint, as he led the league in completions (456), tied for first in passing yardage (4,952), ranked second in comple-



# COACHINGSTAFF

tion percentage (69.2) and tied for fifth in touchdown passes (33).

Neu returned to the Saints after serving as quarterbacks coach at Tulane University from 2012-13. In his first season with the Green Wave in 2012, Neu tutored current Saints signal-caller Ryan Griffin. Griffin started all nine games he played in and was an honorable mention All-Conference USA selection after completing 245-of-394 (62.2%) passes for 2,771 yards with 20 touchdowns and 11 interceptions, ranking second in the conference in passing yards per game (307.9). In 2013, he integrated both junior Nick Montana and redshirt freshman Devin Powell into the lineup as Tulane posted a 7-6 overall record and played in the 2013 R+L Carriers New Orleans Bowl, their first postseason appearance in 11 years.


Prior to joining the Tulane staff, Neu spent eight years with the Arena Football League's New Orleans VooDoo and the Saints organization. Hired as head coach of the expansion VooDoo in 2003 by Saints Executive Vice President/General Manager Mickey Loomis, Neu posted an 11-5 record in the club's inaugural season and was named the league's Coach of the Year, compiling a 33-31 record in four seasons. He then evaluated college players in the northeast region for the club for three seasons. He also previously worked in the Saints player personnel department from 2005-06, when the VooDoo suspended operations due to Hurricane Katrina.

Starting his coaching career as a graduate assistant at Ball State in 1994, Neu also served as offensive coordinator of the Arena Football League Carolina Cobra's franchise and as head coach in 2002, in addition to serving as an assistant with the league's Nashville Kats franchise from 1998-99. He served as head coach of the af2 Augusta Stallions in 2000 where he was named the league's Coach of the Year.

An Indianapolis native, Neu was a four-year starter at quarterback for Ball State where he was named the Mid-American Conference Most Valuable Player and Offensive Player of the Year as a senior in 1993. A four-year starter for the Cardinals, Neu guided his squad to the conference championship as a senior and departed with school records in passing yards, attempts, completions and touchdown passes. He is a member of the school's Athletic Hall of Fame. He played professionally with the Canadian Football League's Calgary Stampeders and in the Arena Football League for two seasons.

**PLAYING CAREER:** Ball State, 1990-93; Calgary Stampeders (Canadian Football League), 1995; Orlando Predators (Arena Football League), 1996; Nashville Kats (Arena Football League), 1997.

**COACHING CAREER:** Ball State, 1994; Nashville Kats (Arena Football League), 1998-99; Augusta Stallions (af2), 2000; Carolina Cobras (Arena Football League-Head Coach, 2002), 2001-02; New Orleans VooDoo (Arena Football League-Head Coach), 2004-08; Tulane, 2012-13; New Orleans Saints, 2014-.



## BRENDAN NUGENT

### COACHING ASSISTANT

Brendan Nugent is in his first season as a coaching assistant for the New Orleans Saints.

Nugent served as an offensive quality control coach with the Chicago Bears from 2013-14, following then-Bears Head Coach Marc Trestman south of the border after working for him in the Canadian Football League in 2012 in Montreal as the Alouettes special teams assistant and offensive quality control coach.

Nugent spent the previous five seasons (2007-11) at William & Mary coaching running backs (2010-2011), tight ends (2007, 2009) and wide receivers (2008). Nugent started in the collegiate coaching ranks in 2005 at the University of Iowa as the Hawkeyes offensive assistant, a position he held for two years. The Hawkeyes participated in the 2005 Outback Bowl and the 2006 Alamo Bowl during that span.

Nugent received his first coaching job at his alma mater Archbishop Stepinac High School in his hometown of White Plains, New York, overseeing the linebackers in 2004. Collegiately he played linebacker for three seasons at The Catholic University of America in Washington, D.C.

**PLAYING CAREER:** Catholic University of America, 2001-04.

**COACHING CAREER:** Iowa, 2005-06; William & Mary, 2007-11; Montreal Alouettes (CFL), 2012; Chicago Bears, 2013-14; New Orleans Saints, 2015-.



## DAN ROUSHAR

### TIGHT ENDS

Dan Roushar enters his third season with the Saints and his first in the capacity of tutoring the tight ends after previously serving as running backs coach. He has 30 years of coaching experience and has served as an offensive coordinator at the collegiate level.



Last year Roushar helped guide a running attack that gained 1,818 yards and improved in league rankings from 25th to 13th. Under Roushar's tutelage, Mark Ingram enjoyed a breakout season as he was selected to the first Pro Bowl of his four-year career, leading New Orleans with 964 rushing yards and nine touchdowns. Roushar also continued to assist Khiry Robinson in his development as he carried 76 times for 362 yards (4.8 avg.) and three touchdowns.

Under Roushar's guidance in 2013, the Saints running backs helped the team finish ranked fourth in the NFL in offense. Pierre Thomas (77) and Darren Sproles (71) became the first running back duo in franchise history to each record at least 70 receptions, as Thomas led the league among running backs and Sproles ranked fourth. Thomas led the team in rushing with 549 yards and finished with 1,062 total yards from scrimmage. Roushar also helped foster impressive development and late season production out of Ingram and Robinson, who were the club's leading rushers in the postseason.

Roushar came to New Orleans following a six-year stint at Michigan State, the final two as offensive coordinator/tight ends coach. In 2012, the Spartans enjoyed a productive campaign running the ball as running back Le'Veon Bell won the Big Ten rushing title with 1,793 yards, the second-highest single-season total in MSU history, as he was selected first-team All-Big Ten and a first-team All-American by CollegeFootballNews.com. The passing offense ranked fourth in the conference. In Roushar's first season as coordinator in 2011, the Spartans averaged 31.0 points per game, ranked third in the conference, setting school records for most points (434) and passing yards (3,535), while finishing second in net yardage (5,466). Prior to his promotion, Roushar served four seasons as the Spartans' offensive line coach.

In four seasons coaching the offensive front, Roushar's linemen earned All-Big Ten recognition on eight occasions. In 2010, the Spartans established their running identity early, rushing for more than 200 yards in five of the first six games. In 2009, his unit surrendered only 14 sacks, the fewest amount of any team in the conference. The previous year, the offensive line blocked for the nation's fourth-leading rusher in running back Javon Ringer, while allowing only 24 takedowns. Upon his arrival in East Lansing in 2007, Roushar had to juggle the starting line-up with eight different offensive line combinations, but he led his unit to be one of the most productive in the Big Ten as the Spartans ranked fourth in the conference and 25th in the NCAA in rushing with 198.2 yards per game.

Prior to arriving in East Lansing, Roushar served two seasons as offensive line coach at Cincinnati from 2005-06. A two-year letterman as a quarterback at Northern Illinois, he began his coaching career as a student assistant at his alma mater in 1984 and also spent time as an assistant at Butler (1986-92), Rhode Island (1993), Ball State (1994) and Illinois (1995-96). Roushar then spent six years as offensive line coach/offensive coordinator at Northern Illinois before returning to Champaign for a two-year stint in 2003.

**PLAYING CAREER:** Northern Illinois, 1982-83.

**COACHING CAREER:** Northern Illinois, 1984; Butler, 1986-92; Rhode Island, 1993; Ball State, 1994; Illinois, 1995-96; Northern Illinois, 1997-2002; Illinois, 2003-04; Cincinnati, 2005-06; Michigan State, 2007-12; New Orleans Saints, 2013-.



## JOEL THOMAS

### RUNNING BACKS

Joel Thomas will tutor the Saints running backs in his first campaign as an NFL assistant after a 15-year tenure in the college coaching ranks.

Thomas came to New Orleans following a two-year stint in the same position at the University of Arkansas from 2013-14. In two seasons under his tutelage, Razorbacks running backs Jonathan Williams and Alex Collins both blossomed. In 2014, they were the only pair of FBS teammates to rush for 1,000-plus yards. The duo became just the second pair of Razorbacks to accomplish the feat. Collins became just the second player in school history to surpass 1,000 yards in each of his first two seasons and was named SEC Freshman of the Year in 2013.

Thomas spent the four previous seasons (2009-12) as running backs coach at Washington, coaching a 1,000 yard rusher in each, and added the title of associate head coach for offense prior to the 2012 campaign. In his last season in Seattle, Thomas tutored All-Pac-12 running back Bishop Sankey, a second round draft pick of the Tennessee Titans in 2014, who ranked third in the Pac-12 and tied for 13th in the NCAA with 16 rushing touchdowns, the second-highest single-season total in school history. Sankey rushed for 1,439 yards, the third-highest single-season total in school history.

Thomas also has experience as running backs coach at Purdue (2006-08), Idaho (2004-05) and Louisville (2002-03).

In 2007, the Boilermakers led the Big Ten in total offense and scoring offense. In 2008, they set a school record for fewest fumbles in a season with 12 and running back Kory Sheets rushed for 1,131 yards to become Purdue's first 1,000 yard rusher in six seasons while posting the fourth-highest single-season rushing total in school history, ending his career second on the school's career rushing list with 3,341 yards. Sheets tied the school's single-season rushing touchdowns record with 16 in 2008 and broke the career record with 48. He was also at Purdue in 2000 and 2001, working as an offensive graduate assistant. In 2000, Saints quarterback Drew Brees led the NCAA in total offense and won the



# COACHINGSTAFF

Maxwell Award as the Boilermakers won the Big Ten and advanced to the Rose Bowl for the first time in 33 years.


In between stays at Purdue, Thomas served as co-offensive coordinator at Idaho in 2004-05 and as running backs coach at Louisville in 2002-03. In 2003, Louisville averaged 228.2 rushing yards per game to rank 10th in the NCAA with a school-record 5.7 yards per carry average. The 2004 Idaho squad set a school record for completion percentage, and the 2005 team ranked 28th in the country in passing yards per game.

Thomas also gained NFL experience from two training camp internships, serving one with the Saints in 2012 and the Pittsburgh Steelers in 2008.

Thomas lettered at running back at Idaho from 1993-97, was a two-time, first-team All-Big West selection and conference Player of the Year as a senior and still holds Vandals career records with 3,929 rushing yards, 51 rushing touchdowns and 765 rush attempts. He was inducted into the University of Idaho Athletic Hall of Fame in 2008 and earned his bachelor's degree in public communications in 1998.

**PLAYING CAREER:** Idaho, 1993-97.

**COACHING CAREER:** Purdue, 2000-01; Louisville, 2002-03; Idaho, 2004-05; Purdue, 2006-08; Washington, 2009-12; Arkansas, 2013-14; New Orleans Saints, 2015.



## MARCUS UNGARO DEFENSIVE ASSISTANT

Ungaro enters his ninth season with the Saints and sixth as a member of the coaching staff. He works with the club's defensive coaching staff by assisting with the playbook composition, scouting reports, film breakdown and practice drills. He started with the Saints as an intern in the communications department in 2007 and served as a video assistant from 2008-09. Ungaro received a bachelor's degree in sports management from Washington State University. The native of Sammamish, Wash. previously played defensive back and was a member of the baseball team at Southwestern College (Chula Vista, Calif.).

**PLAYING CAREER:** Southwestern College, 2004-05.

**COACHING CAREER:** New Orleans Saints, 2010-.



## ROB WENNING

ASSISTANT STRENGTH AND  
CONDITIONING

Rob Wenning enters his sixth season as a member of the club's strength and conditioning staff. He and Charles Byrd will help Head Strength and

Conditioning Coach Dan Dalrymple in the implementation of the club's strength and conditioning program.

Wenning came to the Saints after serving as a strength and conditioning graduate assistant at LSU from 2008-10 where he completed his master's degree in sports management. During his assistantship in Baton Rouge, he served as the primary strength coach for the swimming and diving and men's tennis teams while assisting with the football and baseball strength programs. Prior to enrolling at LSU, the Coldwater, Ohio native served a football strength and conditioning internship at Ohio State University from 2007-08.

Wenning played on both the offensive line and at tight end at the University of Findlay (Ohio) from 2003-06, where he received a bachelor's degree in strength and conditioning.

**PLAYING CAREER:** University of Findlay, 2003-06.

**COACHING CAREER:** Ohio State, 2007-08; Louisiana State, 2008-10; New Orleans Saints, 2010-.



## JAMES WILLIS

DEFENSIVE ASSISTANT/  
LINEBACKERS

James Willis makes his NFL coaching debut in 2015 as a defensive assistant/linebackers with the New Orleans Saints. In his role, Willis, who enjoyed a

seven-year NFL playing career at the position and is a 14-year coaching veteran, will work with Assistant Head Coach/Linebackers Joe Vitt and Outside Linebackers Coach Brian Young with the continued development of players at the position.



# COACHINGSTAFF

Willis spent the last two years (2013-14) as the defensive coordinator/inside linebackers coach at the University of Louisiana at Lafayette. He molded the Ragin' Cajuns into one of the top defensive units in the Sun Belt Conference as they captured two consecutive R&L Carriers New Orleans Bowls.

Willis, who spent two years as defensive coordinator with the Virginia Destroyers in the United Football League, was the defensive coordinator at Texas Tech in 2010 and was associate head coach/linebackers coach at Alabama in 2009. The Crimson Tide won the national championship in a 14-0 season that ended with a Rose Bowl victory over Texas, and All-American Rolando McClain claimed the Butkus Award under his tutelage.

Prior to his season in Tuscaloosa, Willis previously tutored linebackers at his alma mater, Auburn (2006-08), Temple (2005) and Rhode Island (2004). He started his coaching career as a student assistant at Auburn in 2001, serving as a defensive graduate assistant in 2003.

The Huntsville, Ala. native spent seven seasons in the NFL with the Green Bay Packers (1993-94), the Philadelphia Eagles (1995-98), where he was tutored by Vitt, and the Seattle Seahawks (1999). His playing career concluded in 2001 with the Birmingham Thunderbolts of the XFL where he was the league's defensive MVP.

As a collegiate player, Willis was a three-year starter at Auburn (1990-92). He recorded 344 career tackles and was a member of the 1990 Peach Bowl team. Willis was a first team All-SEC selection in 1992 and was the SEC Co-Defensive Freshman of the Year in 1990. A fifth round draft pick by Green Bay following his junior season, Willis returned to earn his degree in adult education from Auburn. He played high school football at J.O. Johnson High School in Huntsville, where he was a *Parade* All-American as a linebacker.

**PLAYING CAREER:** Auburn, 1990-92; Green Bay Packers, 1993-94; Philadelphia Eagles, 1995-98; Seattle Seahawks, 1999; Birmingham Thunderbolts (XFL), 2001.

**COACHING CAREER:** Auburn, 2001-03; Rhode Island, 2004; Temple, 2005; Auburn, 2006-08; Alabama, 2009; Texas Tech, 2010; Virginia Destroyers (UFL), 2011-12; Louisiana at Lafayette, 2013-14; New Orleans Saints, 2015-.



## BRIAN YOUNG

### OUTSIDE LINEBACKERS

Brian Young enters his first season in charge of the club's outside linebackers. In his seventh season as a member of the coaching staff, Young has helped Assistant Head Coach/Linebackers Joe Vitt tutor the Saints linebackers since 2012 after breaking into the ranks as a coaching assistant from 2009-11.

With the Saints' continued emphasis on a multiple defense, Young was promoted to his new position in the offseason. Young will be working with a handful of returning veterans, newcomers and rookies that will be asked to fill a number of roles in the Saints defensive scheme in 2015.


Young joined the staff in 2009 after concluding a nine-year NFL playing career, where he appeared in 124 games and had 22.5 sacks and eight fumble recoveries. From 2004-08, he served as a valuable member of the Saints interior defensive line rotation, starting 58-of-64 contests.

Young played at Texas-El Paso from 1996-99. He was the Western Athletic Conference Defensive Player of the Year as a senior when he had a career-high 121 tackles and eight sacks. The El Paso native graduated with a bachelor's degree in criminal justice.

**PLAYING CAREER:** Texas El-Paso, 1996-99; St. Louis Rams, 2000-03; New Orleans Saints, 2004-08.

**COACHING CAREER:** New Orleans Saints, 2009-.





# PLAYERS





# TERRON ARMSTEAD

## 72

### T

HEIGHT: 6-5    WEIGHT: 304  
COLLEGE: ARKANSAS PINE-BLUFF  
JOINED SAINTS: D3a-13  
NFL EXPERIENCE: 3  
BORN: 7/23/91

**NFL CAREER** – One of the club’s two third round draft picks in 2013, Armstead took over starting left tackle duties in week 16 as a rookie and opened the first 14 games for the NFL’s top ranked offense in 2014 before a neck injury sidelined him for the final two contests.

**CAREER TRANSACTIONS** – Signed to a four-year contract, 5/9/13; Selected by New Orleans in the third round (75th overall) of the 2013 NFL Draft.

**2014** – Started the first 14 games at left tackle before a neck injury sidelined him for the final two contests...Blocked for a rushing attack that through the 14 games he played in was ranked ninth in the National Football League. **2013** – Played in six regular season games, including starting the final two at left tackle, where he also went on to open both playoff games...Replaced Charles Brown in the starting lineup at Carolina, Dec. 22...In the final regular season contest and two playoff contests, was part of an offensive line that gave up only four sacks and averaged 129.7 yards per game rushing.

**COLLEGE** – Competed in football and track and field at Arkansas-Pine Bluff... Played in 37 career games, starting his final 32 contests at left tackle... Totaled 314 knockdowns, also working to become an eight-time champion for the track and field team and earned All-Southwestern Athletic Conference and All-American honors as a senior...Stood out at the Senior Bowl and impressed scouts by running the fastest 40-yard dash time (4.71) by an offensive lineman in the history of the NFL Scouting Combine...Named to FCS All-American first-team as senior and was a member of the All-American Sleeper Team compiled by *The NFL Draft Report*, earning All-SWAC honors for the third consecutive season...Opened all 12 games at left tackle and recorded 118 knockdowns and 47 touchdown-resulting blocks to help his team finish 10-2...Part of a line that only allowed 23 sacks and led league in rushing (200.3 ypg.)...Helped offense reach over 500 yards in three contests...Named by coaches to the All-SWAC first-team as junior as he opened 10 games at left tackle and produced 90 knockdowns and 10 touchdown-resulting blocks, ranked first for blocking efficiency in FCS ranks...As sophomore, opened 10 games at left tackle and received All-SWAC first-team honors in first year as starter...Blocked for an offense ranked second in SWAC (385.2 ypg.)...Part of a line that only allowed only 28 sacks and paved the way for four outputs of more than 450 yards...As freshman, played in five contests while being subbed in and out with the first and second teams...Majored in industrial technology with an emphasis in technology engineering.

OWNERSHIP

FOOTBALL

ADMINISTRATION

RECORDS

HISTORY



## 72 Terron ARMSTEAD T (cont.)

**PERSONAL** – Attended Cahokia (Ill.) HS...Grew from a 6-2, 250-pound offensive lineman as a junior to a 6-4, 300-pound senior...Led Comanches to an 11-2 record and league title as an All-Southern Seven Conference and All-Class 5A selection as senior...Also competed in track and field and was named the News-Democrat Class 1A-2A track and field Athlete of the Year while also earning a state title...Supported his teammate Benjamin Watson's "The Big BENefit 2014" event that provided a Christmas shopping spree for 25 caretakers of families from the New Orleans Family Justice Center...Has visited pediatric and cancer infusion patients at Ochsner Medical Center...Along with his fellow teammates, has donated funding and helped distribute 1,000 Thanksgiving meals annually to local families in need at the Dryades YMCA in both 2013 and 2014...Participated in an NFL Play 60 Super School visit at Green Park Elementary in Metairie in December, 2013, participating with students during their Play 60 Ultimate Physical Education Class...Participated in a Saints/Progressive Waste Solutions Junior Training Camp at Airline Park Academy in Metairie in the 2014 offseason...Appeared at a Playworks appearance with teammate Bryce Harris in September, 2014...Born July 23, 1991.

### TERRON ARMSTEAD

Games Played/Started: New Orleans — (2013, 6/2); (2014, 14/14) Totals: 20/16

#### POSTSEASON

Games Played/Started: New Orleans — (2013, 2/2) Totals: 2/2



### NICK BECTON

67

T

HEIGHT: 6-6 WEIGHT: 323  
COLLEGE: VIRGINIA TECH  
JOINED SAINTS: FA-14  
NFL EXPERIENCE: 3  
BORN: 2/11/90

**NFL CAREER** – After splitting time between the Chargers practice squad and active roster as a rookie, Nick Becton was signed by New Orleans off the New York Giants practice squad at midseason to add depth at the tackle position. Although, he did not appear in a contest in 2014, following a full offseason with the Saints and further integration into the club's blocking schemes, Becton is expected to compete for a roster spot and more extensive playing time in training camp in 2015.

**CAREER TRANSACTIONS** – Signed by Saints off the N.Y. Giants practice squad, 11/5/14; Signed to the Giants practice squad, 8/31/14; Waived by San Diego Chargers, 8/25/14; Re-signed with the Chargers 1/14/14; Re-signed by the

Chargers to the practice squad, 11/19/13; Waived by the Chargers, 11/16/13; Signed to active roster by San Diego, 9/28/13; Signed to the San Diego practice squad, 9/2/13; Waived by San Diego, 8/31/13; Signed by San Diego as an undrafted free agent, 5/13/13.

**2014** – After being signed to the New Orleans active roster from the New York Giants practice squad at midseason, inactive for six contests and dressed, but did not play for two other games. Originally went to training camp with San Diego.

**2013** – Spent 11 weeks plus playoffs on practice squad of San Diego Chargers...Played in first-career game Oct. 6 at Oakland.


**COLLEGE** – Played in 45 games at Virginia Tech from 2009-12... Was a first-Team VaSID University Division All-State selection as a redshirt senior in 2012 after starting all 13 games at left tackle for the Russell Athletic Bowl Champions...Redshirted in 2008...Graduated from Virginia Tech with a bachelor's degree in apparel, housing and resource management (residential property management).

**PERSONAL** – Born in Fayetteville, N.C...*Associated Press* first-team All-State at New Hanover (Wilmington, N.C.) HS.



## NICK BECTON

Games Played/Started: San Diego — (2013, 1/0); New Orleans — (2014, 0/0) Totals: 1/0



## DREW BREES

9

QB

HEIGHT: 6-0 WEIGHT: 209  
COLLEGE: PURDUE  
JOINED SAINTS: UFA-06 (SD)  
NFL EXPERIENCE: 15  
BORN: 1/15/79

**NFL CAREER** – Few players in the era of NFL free agency can rival the impact that Drew Brees has made on the Saints since arriving in 2006 from the San Diego Chargers – leading the team to victory in Super Bowl XLIV and being named the contest's MVP, earning league Offensive Player of the Year honors after three seasons, *Sports Illustrated* Sportsman of the Year and *AP* Male Athlete of the Year in 2010, being voted to the Pro Bowl seven times and shattering league and team passing records. He ranks among the league's elite quarterbacks, becoming only the second player in NFL history to pass for over 4,000 yards in nine-straight campaigns – including an NFL-record four 5,000-yard passing seasons. Brees has also set three other single-season league records since joining the Saints: 300-yard passing games (13, 2011), completion percentage (71.2, 2011)

OWNERSHIP

FOOTBALL

ADMINISTRATION

RECORDS

HISTORY



## 9 Drew Brees QB (cont.)

OWNERSHIP

FOOTBALL

ADMINISTRATION

RECORDS

HISTORY

and completions (468, 2011). His streak of 54 consecutive games with a touchdown pass shattered a mark that had stood since 1960. Last season, he tied for the NFL lead in passing yardage and led the league in completions, as he completed 456-of-659 passes (69.2%) for 4,952 yards with 33 touchdowns, finishing among NFL leaders in all statistical categories, as he was selected to a franchise-record eighth Pro Bowl as a Saint and ninth overall. Since 2006, he leads the NFL with 43,685 passing yards, 5,649 attempts, 3,812 completions and 316 TD passes, all franchise marks. Brees' record as a starter for the Saints is 87-56 (.608) in the regular season and 6-4 (.600) in the postseason, also ranking as the winningest signal-caller in franchise annals. Brees also has thrown for over 300 yards in 79 games with the Saints, including 10 contests with over 400, ranked third in NFL record books. Overall in his 14-year NFL career, he's completed 4,937-of-7,458 passes (66.2%) for 56,033 yards, 396 touchdowns and a 95.4 rating. He's the league's most accurate passer all-time, ranks fourth in completions touchdowns and yardage and owns the seventh-best passer rating. A pillar of the community, he's also received numerous accolades and awards for taking a leadership role off the field in the Gulf South community.

**CAREER TRANSACTIONS** – Agreed to terms on a five-year contract, 7/13/12; Designated Exclusive Rights Franchise Player, 3/3/12; Signed to six-year contract with Saints (UFA-SD), 3/16/06; Re-signed by San Diego Chargers to one-year contract as Franchise Player, 3/4/05; Designated Franchise Player by San Diego, 2/22/05; Signed by San Diego to a four-year contract, 8/7/01; Selected by San Diego in the second round (32nd overall) of 2001 NFL Draft.

**HONORS** – **2014:** Pro Bowl; NFC Offensive Player of the Week (Week 13). **2013:** Pro Bowl (captain); PFWA All-NFC; NFC Offensive Player of the Week (Weeks 4, 8 and 17); FedEx Air Player of the Week (Weeks 4, 8, 10 and 17). **2012:** Pro Bowl; NFC Offensive Player of the Week (Week 5); GMC Never Say Never Moment of the Week (Week 5); FedEx Air Player of the Week (Week 7). **2011:** Pro Bowl; *Associated Press* NFL Offensive Player of the Year; *Sports Illustrated* NFL Offensive Player of the Year (Peter King); FedEx Air Player of the Year; Committee of 101 NFC Offensive Player of the Year; Bart Starr Award; *Sports Illustrated* (Peter King) All-Pro; Second-team *AP* All-Pro; NFC Offensive Player of the Month (December/January); GMC Never Say Never Moment of the Week (Week 3); NFC Offensive Player of the Week (Weeks 7, 12 and 16); FedEx Air Player of the Week (Weeks 12 and 16). **2010:** Pro Bowl; *Sports Illustrated* Sportsman of the Year; *AP* Male Athlete of the Year; *The Sporting News* 100 Greatest Players (No. 2). **2009:** Super Bowl XLIV MVP; Pro Bowl starter; *The Sporting News* Offensive Player of the Year; Maxwell Club Player of the



### WORTH NOTING

Since joining the Saints in 2006, Brees has completed 3,812 of 5,649 passes (67.5%) for 43,685 yards with 316 touchdown passes and a 98.8 passer rating, leading the NFL in passing yardage, attempts, completions and scoring throws. Brees is the club's all-time leader in virtually every passing category and the only NFL player to throw for at least 5,000 yards more than once, having done so four times.

Year; NFL Alumni – Quarterback of the Year; Committee of 101 NFC Offensive Player of the Year; PFWA Good Guy Award; *The Sporting News* 100 Greatest Players (No. 18); *The Sporting News* All-Pro; Second-team AP All-Pro; FedEx Air Player of the Year; USA Football All-Fundamentals Team; NFC Offensive Player of the Month (September); NFC Offensive Player of the Week (Weeks 1, 6 and 12); FedEx Air Player of the Week (Weeks 1, 2 and 6). **2008:** Pro Bowl; AP NFL Offensive Player of the Year; FedEx Air Player of the Year; Committee of 101 NFC Offensive Player of the Year; *Sports Illustrated* (Peter King) All-Pro; *The Sporting News* All-Pro; *Pro Football Weekly*/PFWA All-NFC; Second-team AP All-Pro; NFC Offensive Player of the Month (September); NFC Offensive Player of the Week (Weeks 6, 8 and 12); FedEx Air Player of the Week (Weeks 8 and 12). **2007:** *Pro Football Weekly*/PFWA Arthur S. Arkush Humanitarian Award; NFC Offensive Player of the Week (Weeks 8 and 14). **2006:** Pro Bowl starter; co-NFL Walter Payton Man of the Year; AP All-Pro; Maxwell Club Player of the Year; Committee of 101 NFC Offensive Player of the Year; PFWA George Halas Award; *Pro Football Weekly*/PFWA All-Pro & All-NFC; *The Sporting News* All-Pro; *USA Today* All-Pro; *Sports Illustrated* (Dr. Z) MVP; NFL FedEx Air Player of the Year; NFC Offensive Player of the Week (Weeks 9 and 14); FedEx Air Player of the Week (Weeks 9, 12 and 14); Jim Finks Good Guy Award (cooperation with local media). **2005:** AFC Offensive Player of the Week (Week 4); FedEx Air NFL Player of the Week (Week 9). **2004:** Pro Bowl; Comeback Player of the Year (AP, FoxSports.com and *Dallas Morning News*); Most Improved Player (CBSSportsline.com, *Pro Football Weekly* and *Sports Illustrated*); *Football Digest* All-Pro (second-team); *College & Pro Football Newsweekly* All-Pro (second-team); AFC Offensive Player of the Week (Week 8); FedEx Air NFL Player of the Week (Weeks 8 and 9).

**2014** – Selected by teammates as one of six season-long team captains. Started all 16 games for fifth consecutive season. One of 17 quarterbacks to start every one of his team's games in 2014. Brees completed 456-of-659 passes (69.2%) for 4,952 yards, 33 touchdowns, 17 interceptions and a 97.0 passer rating. He finished the season ranked first in completions and attempts, tied for first in passing yardage, ranked second in completion percentage, tied for fifth in touchdown passes and ranked sixth in passer rating. Selected to his eighth Pro Bowl as a Saint, surpassing Pro Football Hall of Fame tackle William Roaf for the franchise lead and ninth overall. It was Brees' ninth consecutive 4,000 –yard season, extending his NFL record. He also moved into fourth place on the NFL's all-time list for passing yardage. With a 36-yard touchdown pass in his last throw in the season finale at Tampa Bay to increase his career total to 56,033, Brees became only the fourth player in NFL history to have 56,000 passing yards, fourth on the NFL list. In the Tampa Bay contest, Dec. 28, Brees led New Orleans on a seven-play, 50-yard drive that ended with the game-winning 36-yard touchdown pass to Marques Colston. Brees and Colston also became the fifth-most prolific quarterback-receiver combinations for touchdowns with that 68th touchdown connection. Overall he completed 24-of-38 passes for 281 yards with one touchdown and three interceptions in a contest where the Saints came back to win facing a 13-point fourth quarter deficit for the first time in franchise history...Played in 200th career game at Chicago, Dec. 15 and completed 29-of-36 passes for 375 yards, three touchdowns, no interceptions and a 137.8 passer rating, as he surpassed the

OWNERSHIP

FOOTBALL

ADMINISTRATION

RECORDS

HISTORY



# 9 DrewBREES QB (cont.)

4,000 yard mark for the NFL record ninth-straight season on a first half screen pass to Pierre Thomas... Completed 19-of-27 passes for 257 yards, five touchdowns and a 140.0 rating at Pittsburgh, Nov. 30, as he was named NFC offensive Player of the Week for the 18th time as a Saint, the most conference weekly awards by a player since 2006. It was his 20th overall, joining Peyton Manning (27) and Tom Brady (24) as only the third player to win 20 conference Player of the Week awards... Completed 35-of-45 passes for 420 yards, three touchdowns, one interception and a 118.5 rating vs. Baltimore, Nov. 24... Completed 33-of-41 (80.5%) passes for 255 yards, one touchdown and a 100.7 passer rating vs. Cincinnati, Nov. 16... Completed 24-of-34 (70.6%) passes for 297 yards and one touchdown at Carolina, Oct. 30... Completed 27-of-32 passes (84.4%) for 311 yards, three touchdowns and a 138.4 passer rating vs. Green Bay, Oct. 26... Completed 35-of-57 passes for 371 yards, with two touchdowns in overtime win vs. Tampa Bay, Oct. 5. Led team on a 12-play, 80-yard scoring drive in overtime... Completed 32-of-44 (72.7%) passes for 340 yards with two TDs, one interception and a 100.6 rating at Dallas, Sept 28... Completed 27-of-35 (77.1%) passes for 293 yards, two touchdowns and a 120.3 rating vs. Minnesota, Sept. 21.

**2013** – Selected by teammates as one of six season-long team captains. Opened all 16 regular season games for the fourth consecutive season and started both postseason contests. Completed 446-of-650 passes (68.6%) for 5,162 yards with 39 touchdown passes and 12 interceptions to compile a 104.7 passer rating. Rushed 35 times for 52 yards with a career-high three touchdowns. Ranked second in NFL in completions, completion percentage, passing yardage and passes, fifth in third down passer rating (103.1) and sixth in passer rating... In season opener vs. Atlanta, Sept. 8, posted a 113.6 passer rating and completed 26-of-35 (74.3%) passes for 357 yards with two touchdown passes, including a second quarter 25-yard scoring throw to Colston that made him the club's all-time receiver



## YARDAGE LEADER

**With 56,033 career passing yards, Brees is ranked second among active NFL passers and fourth all-time. After throwing for 4,952 yards in 2014 to tie for the NFL lead, he's the only player to throw for 5,000 four times, holding three of the current top-five yardage totals and four of the top seven and is also only the third player to lead or tie for the NFL lead in passing yardage five times.**

### TOP FIVE ALL-TIME CAREER NFL PASSING YARDAGE TOTALS

Yards	Quarterback
1. 71,838	Brett Favre
2. 69,691	Peyton Manning
3. 61,361	Dan Marino
4. <b>56,033</b>	<b>Drew Brees</b>
5. 53,258	Tom Brady

### MOST PASSING YARDS IN AN NFL SEASON (ALL 5,000 YARD PASSING SEASONS)

Quarterback	Year	Yards
1. Peyton Manning, Den.	2013	5,477
2. <b>Drew Brees, NO</b>	<b>2011</b>	<b>5,476</b>
3. Tom Brady, NE	2011	5,235
4. <b>Drew Brees, NO</b>	<b>2012</b>	<b>5,177</b>
5. <b>Drew Brees, NO</b>	<b>2013</b>	<b>5,162</b>
6. Dan Marino, Mia.	1984	5,084
7. <b>Drew Brees, NO</b>	<b>2008</b>	<b>5,069</b>
8. Matthew Stafford, Det.	2011	5,038

### MOST PASSING YARDS IN 2014

Quarterback	Yards
1t. <b>Drew Brees, NO</b>	<b>4,952</b>
1t. Ben Roethlisberger, Pit.	4,952
3. Andrew Luck, Ind.	4,761

## TOUCHDOWN LEADER


**With 396 career touchdown passes, Brees ranks fourth all-time and second among active players. His 33 touchdown passes in 2014 tied for fifth in the NFL.**

### TOP FIVE ALL-TIME NFL PASSING TD TOTALS

TDs	Quarterback
530	Peyton Manning
508	Brett Favre
420	Dan Marino
<b>396</b>	<b>Drew Brees</b>
392	Tom Brady

ing leader...Completed 26-of-46 passes for 322 yards and one touchdown at Tampa Bay, Sept. 16. With Saints trailing 14-13 with 1:06 left, completed three-of-four throws on a drive that ended with a game-winning FG as time expired...Completed 29-of-46 passes for 342 yards and three touchdowns vs. Arizona, Sept. 22...Completed 30-of-39 (76.9%) passes for 413 yards, four touchdowns, no interceptions and a 144.5 rating vs. Miami, Sept. 30. In

the contest, moved past Hall of Famer John Elway into fourth place in league records in completions and tied his own existing NFL mark for consecutive games with at least 300 yards passing (nine), capturing NFC Offensive Player of the Week honors...Completed 29-of-35 (82.9%) passes for 288 yards, two touchdowns, and a 120.0 rating at Chicago, Oct. 6...Completed 17-of-36 passes for 236 yards, two touchdowns and an interception, with the 17 completions ending an NFL-record 57 consecutive games streak of at least 20 completions at New England, Oct. 13...Completed 26-of-34 passes (76.5%) for 332 yards, with five touchdowns and a 146.1 passer rating vs. Buffalo, Oct. 27...Completed 34 of 41 (82.9%) passes for 392 yards with four TDs, no interceptions and a 139.0 rating vs. Dallas, Nov. 10. He tied his own franchise record with 19 consecutive completions as he led the Saints to an NFL-record 40 first downs and franchise-record 625 net yards and he captured NFC Offensive Player of the Week honors for the second time of the season...Completed 30-of-43 (69.8%) passes for 305 yards and one touchdown in leading the Saints to a victory between NFC powerhouses as time expired vs. San Francisco, Nov. 17. After getting the ball back with 1:41 left at the New Orleans 40-yard line, Brees moved the team to set up the 31-yard game-winning field goal...Completed 23-of-33 (69.7%) passes for 278 yards, two touchdowns and a 115.5 passer rating in Thursday night win at Atlanta, Nov. 21. Moved past Hall of Famer Warren Moon for sole possession of fifth place in NFL history with 49,566 career passing yards...Completed 30-of-42 (71.4%) attempts for 313 yards, with 4 TD passes, no interceptions and a 124.4 passer rating vs. Carolina, Dec. 8. Gave Saints lead with a three-yard TD to Colston with 31 seconds remaining in the first half. With his 22-yard completion to Jimmy Graham, became only the fifth player in NFL history to throw for 50,000 career yards...Tied his franchise record for completions, when he connected on 39 of 56 passes for 393 yards and 1 touchdown at St. Louis, Dec. 15...Completed 30 of 44 passes for 281 yards with 1 touchdown pass and 2 interceptions as he rallied Saints from a 10-6 deficit to take a 13-10 lead in fourth quarter at Carolina, Dec. 22...In regular season finale vs. Tampa Bay, Dec. 29, completed 24 of 31 (77.4%) passes for 381 yards with 4 touchdowns, no interceptions and a 157.4 rating as he led the Saints to a win that clinched a playoff berth. It was his 25th career contest with at least 4 touchdown passes. Captured NFC Offensive Player of the Week honors for



# 9 DrewBREES QB (cont.)

OWNERSHIP

FOOTBALL

ADMINISTRATION

RECORDS

HISTORY



## NINE OR MORE STRAIGHT 25 TOUCHDOWN PASS SEASONS BY NFL QUARTERBACKS

Rk.	Player	No.	Yrs.
1.	Peyton Manning	13	1998-2010
2.	Drew Brees	9	2006-

## MOST SEASONS WITH 25-PLUS TOUCHDOWN PASSES

Rk.	Player	No.
1.	Peyton Manning	16
2.	Brett Favre	11
3t.	Drew Brees	10
3t.	Tom Brady	10

## MOST CONSECUTIVE 30 TOUCHDOWN PASS SEASONS BY NFL QUARTERBACKS

Rk.	Player	No.	Yrs.
1.	Drew Brees	7	2008-
2.	Brett Favre	5	1994-98

## MOST SEASONS WITH 30-PLUS TOUCHDOWN PASSES

Rk.	Player	No.
1t.	Brett Favre	9
1t.	Peyton Manning	9
3.	Drew Brees	7

third time of season...In NFC Wild Card playoff game at Philadelphia, 1/4/14, completed 20 of 30 passes for 250 yards with one touchdown...In NFC Divisional playoff game at Seattle, 1/11/14, completed 24-of-43 passes for 309 yards with a touchdown...Selected to the Pro Bowl for the eighth time overall and seventh time as a Saint, tying him with Roaf for most selections in franchise history, and making him the only Saint to be selected six consecutive times. Served as a captain and starter for Team Rice in the contest as he completed an 8-yard touchdown to Graham in the winning effort. **2012** – Selected by teammates as one of the six season-long team captains. Started all 16 games and completed 422-of-670 passes (63.0%) for 5,177 yards with 43 touchdowns and 19 interceptions for a 96.3 rating. Led the NFL in passing yardage, touchdown passes and completions of 25 yards or more (47). Touchdown total was the second-highest total (46 in 2011) of his career, making him and Dan Marino the only two players in NFL history with at least two seasons with 40 or more touchdowns (Since also done by Peyton Manning in 2013). Yardage total was then the third-highest single-season figure in NFL records. Threw for 250 yards or more in 13 games, including 10 of over 300...Earned sixth Pro Bowl selection as a Saint, (injury replacement for Robert Griffin III), starting the game...Completed 35 of 54 passes for 446 yards, three touchdowns and a 109.0 rating at Green Bay, Sept. 30. First quarter 20-yard touchdown to Colston extended his streak of consecutive games with a TD pass to 47, tying Johnny Unitas' NFL record. Yardage total tied for second in club records...Completed 29-of-45 passes for 370 yards, four touchdowns, an interception and a 110.4 rating in leading the Saints to their first win of the season vs. San Diego, Oct. 7. Brees' 40-yard touchdown pass to wideout Devery Henderson marked the 48th consecutive game he tossed a touchdown, making him the new NFL record-holder for consecutive games with a TD pass. Trailing 24-21 in the fourth quarter, led Saints back from a three-point deficit on a nine-play, 90-yard drive, as he completed six-of-six throws for 89 yards including a five-yard scoring pass to Colston. Captured conference Offensive Player of the Week honors for the first time in 2012...Completed 27-of-37 passes (73.0%) for 377 yards with four touchdowns, an interception and a 130.1 passer rating at Tampa Bay, Oct. 21... With his 300th and 301st TDs, surpassed Elway into sixth place on NFL's all-time list at Denver, Oct. 28...Completed 21-of-27 passes for 239 yards, two touchdown passes, one interception and a 128.2 passer rating vs. Philadelphia, Nov. 5. His two TDs came on a second quarter one-yard pass to Colston and a third quarter six-yard throw to Graham...Completed 21-of-32 passes for 298 yards, three touchdowns, an interception and a 113.8 rating in leading the Saints to a 31-27 win vs. Atlanta, Nov. 11...Completed 20-of-27 passes for 219 yards, three touchdowns and a season-high 134.6 passer rating at Oakland, Nov. 18...Had his streak of consecutive games with a touchdown pass end at 54 when he failed to throw a scoring pass at Atlanta, Nov. 29...Completed 26 of 43 passes for 354 yards, one touchdown and one interception at N.Y. Giants, Dec. 9...Hit on 26-of-39 passes for 307 yards, four touchdowns and no interceptions for a 124.6 rating vs. Tampa Bay, Dec. 16...Was 37-53 for 446 yards, tying a season-high for yardage and the club's second-highest total, with 3 touchdowns and a 114.2 rating in overtime win at Dallas, Dec. 23. It was his ninth career 400-yard passing performance, all as a Saint...Completed 29-of-43 passes for 396 yards with four touchdown passes, one interception and a 118.0 passer rating in season finale vs. Carolina, Dec. 30.

OWNERSHIP

FOOTBALL

ADMINISTRATION

RECORDS

HISTORY



## 9 Drew Brees QB (cont.)

**2011** – Selected by teammates as season-long team captain. Started all 16 regular season games and completed 468-of-657 passes (71.2%) for 5,476 yards with 46 touchdowns and 14 interceptions for a 110.6 passer rating. Set what was then NFL single-season passing yardage record with his nine-yard touchdown pass to Darren Sproles in a 45-16 win over Atlanta, Dec. 26, eventually finishing season with 5,476. Also set NFL records for completions, completion percentage and 300-yard passing games (13) as he ended the season with a stretch of seven straight contests with 300 yards or more...Opened the season at Green Bay, Sept.



### WORTH NOTING

#### NFL RECORDS Brees HAS SET OR TIED SINCE JOINING THE SAINTS:

**Completions in a season:** 468, 2011

**Consecutive games with 300 yards or more passing:** 9 2x, (Nov. 13, 2011–Sept. 16, 2012 and Nov. 29, 2012–Sept. 30, 2013)

**Most passing yards in a five-game span:** 1,954, Oct. 29–Nov. 26, 2006

**Completion percentage in a season:** 71.2%, 2011

**Most 300-yard passing games in a season:** 13, 2011

**Most passing yards in a four-year span:** 20,767, 2011–14

**Most passing yards in a five-year span:** 25,387, 2010–14

**Consecutive games with a touchdown pass:** 54, 2009–12

8, 32-of-49 for 419 yards, three touchdowns and a 112.5 rating. Brees had a perfect 158.3 rating on third down, completing eight-of-nine throws for 129 yards with two touchdowns. Trailing 42-34 with only 1:08 remaining and starting at their 20, Brees led the Saints to the Packers one-yard line for a final play that could have tied the game, completing five-of-six throws for 71 yards....Led Saints to first win of 2011 in home opener vs. Chicago, Sept. 18, when he completed 26-of-37 passes for 270 yards with three touchdowns and a 118.1 rating. A 79-yard TD throw to Henderson gave New Orleans a 10-7 second quarter lead that they wouldn't relinquish...Completed 31 of 44 passes for 370 yards, 3 touchdowns and no interceptions vs. Houston, Sept. 25. Trailing 33-32 with 4:13 left, he led New Orleans on an eight-play, 93-yard drive, where he completed three-of-six passes for 56 yards and converted a successful two-point conversion to Lance Moore after Mark Ingram's 13-yard touchdown run...Completed 31-of-44 passes for 351 yards, one touchdown and two interceptions in leading Saints to their third straight victory at Jacksonville, Oct. 2...Completed 32-of-45 passes for 359 yards, two touchdowns, an interception and a 100.1 passer rating in leading the Saints to their fourth straight win at Carolina, Oct. 9. Trailing 27-23 in the fourth quarter, he led the Saints back from a four-point deficit on a successful 11-play, 59-yard drive, where the Saints scored with 50 seconds remaining, as he completed seven-of-eight throws for 71 yards, including a six-yard TD pass to Pierre Thomas...Completed 29-of-45 passes for 383 yards, one touchdown pass and two interceptions, as he became the first quarterback to throw for at least 350 yards in four straight games at Tampa Bay, Oct. 16...Completed 88.6 percent of his passes, the second-best single-game completion percentage in club history and the best by a quarterback with at least 20 attempts as Saints set a franchise scoring record in a

Sunday night 62-7 win vs. Indianapolis, Oct. 23. Went 31-of-35 for 325 yards and five touchdowns for a 144.9 passer rating as he was named NFC Offensive Player of the Week for the first time since 2009...Completed 27 of 36 passes for 258 yards, 2 touchdowns and an interception for a rating of 101.4 vs. Tampa Bay, Nov. 6. His two TDs came on a first quarter three-yard pass to Moore and a second quarter 21-yard throw to Sproles...Completed 30-of-43 passes for 322 yards, two touchdowns and a 106.9 rating in leading the Saints to an overtime win at Atlanta, Nov. 13. After getting the ball back in overtime at the Falcons 29-yard line, Brees



## TEAM RECORDS

### TEAM RECORDS BREES HAS BROKEN OR TIED SINCE JOINING THE SAINTS:

<b>GAME</b>	<b>Completions:</b> 39, at Denver, Sept. 21, 2008 and at St. Louis, Dec. 15, 2013 <b>Attempts:</b> 60, at Chicago, Dec. 30, 2007 <b>Passing Yards:</b> 510, vs. Cincinnati, Nov. 19, 2006 <b>Consecutive Completions:</b> 19, vs. Tampa Bay, Dec. 27, 2009 and vs. Dallas, Nov. 10, 2013 <b>Touchdown Passes:</b> 6, vs. Detroit, Sept. 13, 2009 (tied) <b>Passer Rating:</b> 158.3, vs. New England, Nov. 30, 2009 (tied)
<b>SEASON</b>	<b>Completions:</b> 468, 2011 (NFL record) <b>Attempts:</b> 670, 2012 <b>Completion Pct.:</b> 71.2, 2011 (NFL record) <b>Passing Yards:</b> 5,476, 2011 <b>Touchdown Passes:</b> 46, 2011 <b>Passer Rating:</b> 110.6, 2011 <b>300-yard Passing Games:</b> 13, 2011 (NFL record)
<b>CAREER</b>	<b>Completions:</b> 3,812 <b>Passing Yards:</b> 43,685 <b>Completion Pct.:</b> 67.5 <b>Passer Rating:</b> 98.8 <b>300-yard Passing Games:</b> 79 <b>4,000+-yard Passing Seasons:</b> 9 <b>5,000+-yard Passing Seasons:</b> 4 <b>Touchdown Passes:</b> 316

moved the team to set up John Kasay's 26-yard game-winning field goal...Completed 24-of-38 passes for 363 yards and four touchdowns while adding an eight-yard TD run for a rating of 129.6 vs. N.Y. Giants, Nov. 28, as he became the first Saint with four passing TDs and one rushing TD in a game and the first QB in Monday Night Football history with 350 passing yards, four passing TDs and a rushing TD. Named NFC Offensive Player of the Week...Completed 26-of-36 passes for 342 yards, three touchdowns and a 129.6 rating vs. Detroit, Dec. 4. Became the first quarterback in NFL history to top the 4,000 passing yardage mark in his team's first 12 games of a season...Completed 36 of 47 passes for 337 yards, two touchdowns and a 110.0 passer rating at Tennessee, Dec. 11. Threw both touchdowns in the fourth quarter, rallying New Orleans from a 10-9 deficit. On game-winning drive, completed five-of-five passes for 69 yards, including the



## 9 Drew Brees QB (cont.)

OWNERSHIP

FOOTBALL

ADMINISTRATION

RECORDS

HISTORY

35-yard TD to Colston and gained two yards on a quarterback sneak on third-and-one to convert...Reached 40,000 career yards as he hit on 32-40 for 412 yards and five touchdown passes, for a season-high 149.6 passer rating at Minnesota, Dec. 18. It was Brees' seventh contest of at least 350-yards passing in 2011, eclipsing the previous NFL record (Tom Brady - 2007)...Was 23-39 for 307 yards with four touchdown passes and two interceptions, upping his season touchdown total to a career-high 41, vs. Atlanta, Dec. 26 as the Saints clinched the division. Brees' fourth quarter nine-yard touchdown to Sproles, his final throw, put him at 5,087 yards, setting what was then the NFL single-season record. Captured NFC Offensive Player of the Week for third time of 2011...Hit 28-of-35 passes for 389 yards with five touchdowns, an interception and a 140.7 rating vs. Carolina, 1/1/12. Extended his NFL single-season record passing yardage total to 5,476 and upped his completion total to 468 to set another record, while surpassing his previous NFL mark with a 71.2% completion percentage. With the 13th 300-yard passing performance of 2011, he extended his NFL record...Completed 33-of-43 passes for a postseason career-high and club-record 466 yards, four touchdowns and no interceptions for a 134.4 rating in NFC Wild Card playoff vs. Detroit, 1/7/12. Only Cleveland's Bernie Kosar, who passed for 489 yards against the New York Jets in the 1986 AFC Divisional playoff, threw for more yards in the postseason...Completed 40-of-63 passes for 462 yards, four touchdowns and two interceptions in NFC Divisional playoff game at San Francisco, 1/14/12. His first quarter interception was his first in his last 217 attempts in the postseason, ending an NFL-record streak of consecutive postseason passes without a pick. It was the third consecutive 400-yard effort, making him the only quarterback to do so, as he surpassed Marino (two) and Peyton Manning (two) for the most 400-yard passing games in NFL postseason history. Completion total broke own NFL record. **2010** – Selected by teammates as one of five season-long team captains. Opened all 16 regular season games and the NFC Wild Card Playoff contest at Seattle. Completed 448-of-658 passes (68.1%) for 4,620 yards with 33 touchdowns and 22 interceptions to compile a 90.8 rating...In opener vs. Minnesota, Sept. 9, posted a 101.3 passer rating and completed 27-of-36 (75.0%) passes for 237 yards with one touchdown, a 29-yard completion to Henderson on New Orleans' first drive...Completed 28-of-38 passes for 254 yards, two touchdowns and a 108.9 passer rating at San Francisco, Sept. 20. With game tied 22-22 with 1:19 left, completed four-of-six throws on a drive that ended with a game-winning FG as time expired...Completed 30-of-38 passes for 365 yards, three touchdowns and a 111.1 rating vs. Atlanta, Sept. 26...Completed 33-of-48 passes for 275 yards and a TD as he embarked the Saints on their second fourth quarter rally in three weeks vs. Carolina, Oct. 3...Completed 21-of-32 passes for 263 yards, three touchdowns, one interception and a 109.2 passer rating at Tampa Bay, Oct. 17...Completed 34-of-44 passes (77.3%), including 20-of-22 in the second half for 305 yards, fourth quarter touchdown passes to Moore and Colston and a 101.0 rating vs. Pittsburgh, Oct. 31...Completed 27-of-43 passes for 253 yards with two touchdowns at Carolina, Nov. 7...Completed 29-of-43 throws for a season-high 382 yards, four TDs, two interceptions and a 106.9 passer rating vs. Seattle, Nov. 21. Surpassed Archie Manning as club's all-time completions leader...Completed 23-of-39 passes for 352 yards in fourth quarter come-from-behind victory, with one touchdown on Thanksgiving at Dallas, Nov. 25. His 12-yard scoring strike to Moore with 1:55 remaining gave the Saints the lead for good...Completed 23-of-29 passes for 313



## BREES TDS

### TOUCHDOWN TARGETS

Drew Brees has thrown touchdown passes to 49 different players in the regular season and 13 different players in the playoffs. Below is a breakdown of Brees' total number of touchdown passes to each receiver entering the 2015 season.

#### Regular Season (396)

• Marques Colston	68
• Jimmy Graham	51
• Lance Moore	38
• Robert Meachem	25
• Antonio Gates	23
• Devery Henderson	17
• Darren Sproles	16
• Reggie Bush	12
• Pierre Thomas	12
• Eric Parker	10
• Keenan McCardell	9
• Kenny Stills	8
• Reche Caldwell	7
• Josh Hill	6
• Jeremy Shockey	6
• David Thomas	6
• LaDainian Tomlinson	6
• Curtis Conway	5
• Terrance Copper	5
• Jed Collins	4
• Joe Horn	4
• David Patten	4
• Benjamin Watson	4
• David Boston	3
• Brandin Cooks	3

• Tim Dwight	3
• Heath Evans	3
• Fred McCrary	3
• Billy Miller	3
• Joseph Morgan	3
• Kassim Osgood	3
• Justin Peelle	3
• Travaris Cadet	2
• Mark Campbell	2
• Eric Johnson	2
• Mike Karney	2
• Josh Norman	2
• Stephen Alexander	1
• Ernie Conwell	1
• Darnell Dinkins	1
• John Gilmore	1
• Austin Johnson	1
• Freddie Jones	1
• Jamal Jones	1
• Erik Lorig	1
• Deuce McAllister	1
• Lorenzo Neal	1
• Aaron Stecker	1
• Nick Toon	1

#### Playoffs (24)

• Devery Henderson	4
• Marques Colston	4
• Jimmy Graham	3
• Reggie Bush	2
• Jeremy Shockey	2
• Pierre Thomas	2
• Heath Evans	1
• Antonio Gates	1
• Deuce McAllister	1
• Keenan McCardell	1
• Robert Meachem	1
• Lance Moore	1
• Darren Sproles	1

### MILESTONE TOUCHDOWNS

No.	Date	Opponent	Stadium	Receiver	Yards
1	11/04/01	vs. Kansas City	Qualcomm Stadium	Freddie Jones	20
50	11/28/04	at Kansas City	Arrowhead Stadium	Antonio Gates	11
75	12/04/05	vs. Oakland	Qualcomm Stadium	Antonio Gates	6
100	12/03/06	vs. San Francisco	Superdome	Reggie Bush	5
150	11/09/08	at Atlanta	Georgia Dome	Deuce McAllister	15
175	09/20/09	at Philadelphia	Lincoln Financial Field	Marques Colston	15
200	12/13/09	at Atlanta	Georgia Dome	Reggie Bush	21
225	11/25/10	at Dallas	Cowboys Stadium	Lance Moore	12
250	10/23/11	vs. Indianapolis	Mercedes-Benz Superdome	Marques Colston	4
275	12/26/11	vs. Atlanta	Mercedes-Benz Superdome	Robert Meachem	24
295*	10/7/12	vs. San Diego	Mercedes-Benz Superdome	Devery Henderson	40
300	10/21/12	at Tampa Bay	Raymond James Stadium	Darren Sproles	9
325	9/8/13	vs. Atlanta	Mercedes-Benz Superdome	Marques Colston	25
350	11/17/13	vs. San Francisco	Mercedes-Benz Superdome	Josh Hill	3

\* Brees' 40-yard touchdown pass to Devery Henderson marked his 48th consecutive game with a touchdown throw, surpassing the previous NFL record of 47 held by Johnny Unitas.

yards in second consecutive fourth quarter come-from-behind win, with two TD passes, one interception and a 120.3 passer rating at Cincinnati, Dec. 5. Gave Saints lead with a three-yard TD to Colston with 31 seconds remaining. With his second quarter 52-yard completion to Graham, surpassed Manning as club's all-time passing yardage leader...Led Saints to sixth consecutive win vs. St. Louis, Dec. 12, completing 25-of-40 passes for 221 yards, three touchdowns and two interceptions...Completed 29-of-46 passes for 267 yards with three TDs and one interception as he rallied Saints from a 21-7 deficit to tie score 21-21 in fourth quarter at Baltimore, Dec. 19...In fourth quarter come-from-behind Monday night win at Atlanta, Dec. 27, completed 35-of-49 (71.4%) passes for 302 yards with one TD, a six-yard fourth quarter completion to Graham, that capped off a successful 13-play, 90-yard drive...In NFC Wild Card playoff game at Seattle, 1/8/11, completed 39-of-60 passes for 404 yards with two TDs and a 95.4 passer rating. It was only the 15th 400-yard passing game in league record books...Selected to Pro Bowl. **2009** – Selected by teammates as a season-long team captain. Started all 15 games he played, held out of finale with Saints having clinched NFC's No. 1 seed. In regular season, threw for over 300 yards in seven games and over 295 in three others en route to 4,388 yards. Set what was then an NFL record with a 70.6 completion pct. and tied his team record with 34 touchdown passes. Also led league with a 109.6 rating. Nearly flawless in the postseason while leading the Saints to Super Bowl XLIV title, completing 72-of-102 passes (70.6 percent) for 732 yards with eight touchdowns, no interceptions and a 117.0 rating...In Super Bowl XLIV vs. Indianapolis, 2/7/10, was 32-of-39 for 288 yards with two TDs and a 114.5 rating, winning Most Valuable Player honors. Completed 18 of last 19 passes, and final 10 attempts. Also found Moore on a two-point conversion in rallying New Orleans from a 10-0 deficit. One of only six QBs (Troy Aikman, Tom Brady, Joe Montana, Phil Simms and Russell Wilson) to have 200 passing yards, two passing TDs and a 70% completion percentage in a Super Bowl win...In NFC Championship game vs. Minnesota, 1/24/10, completed 17-of-31 passes for 197 yards with three TDs and a 106.5 rating, leading team to their first Super Bowl. Successfully led game-winning drive in overtime, a 10-play, 39-yard march to set up Garrett Hartley's field goal...Had postseason career-best passer rating of 125.4 in NFC Divisional Playoff game win vs. Arizona,



## SUPER SAINT

### DREW BREESES' RECORD AS A SAINTS STARTER

Passes for more than 250 yards	71-41
Passes for less than 250 yards	16-15
Passes for more than 300 yards	53-26
Throws three or more TD passes	44-13
Completes more than 60% of passes	78-37
Posts a passer rating of 90.0 or more	69-19
Posts a passer rating of 100.0 or more	58-13
Posts a passer rating of 140.0 or more	12-0
Home Games	47-25
Road Games	40-31
Indoors	55-35
Outdoors	31-21
Artificial Turf	62-37
Natural Grass	25-19
Day Games	63-45
Night Games	24-11
vs. NFC teams	67-40
vs. AFC teams	20-16

## 2014 GAME BY GAME

	ATT	CMP	YDS	PCT	TD	INT	LG	SACKS	RT
9/7 @ATL	42	29	333	69.0	1	1	57	0/0	90.7
9/14 @CLE	40	27	237	67.5	2	1	23	2/14	89.3
9/21 MIN	35	27	293	77.1	2	0	34	1/5	120.3
9/28 @DAL	44	32	340	72.7	2	1	46	1/4	100.6
10/5 TB	57	35	371	61.4	2	3	37	0/0	70.1
10/19 @DET	45	28	342	62.2	2	1	46	1/7	91.2
10/26 GB	32	27	311	84.4	3	0	50t	2/9	138.4
10/30 @CAR	34	24	297	70.6	1	1	27	4/27	94.9
11/9 SF	47	28	292	59.6	3	2	40	2/5	81.2
11/16 CIN	41	33	255	80.5	1	0	17	0/0	100.7
11/24 BAL	45	35	420	77.8	3	1	62	4/21	118.5
11/30 @PIT	27	19	257	70.4	5	0	69t	1/7	140.0
12/7 CAR	49	29	235	59.2	1	1	28	2/17	69.7
12/15 @CHI	36	29	375	80.6	3	0	39	2/15	137.8
12/21 ATL	47	30	313	63.8	1	2	27	5/42	72.4
12/28 @TB	38	24	281	63.2	1	3	44	2/13	61.4
Totals	659	456	4,952	69.2	33	17	69t	29/186	97.0

after two games...Named NFC Offensive Player of the Month for September, the second-straight year he took home award...Set a team record vs. N.Y. Giants, Oct. 18, completing 15-straight passes in first half. Ended 23-of-30 for 369 yards and four touchdowns, engineering TD drives on the club's first four possessions, earning NFC Offensive Player of the Week...Overcame rough start at Miami, Oct. 25, to produce a 36-point second-half in comeback victory to erase a 24-3 deficit. Completed 22-of-38, finishing with 298 yards, a touchdown, three interceptions and a career-high two rushing touchdowns...Had another torrid day in Monday night win vs. Atlanta, Nov. 2, completing 25-of-33 passes for 308 yards, two touchdowns, one interception and a 111.7 passer rating...Threw for 330 yards, one touchdown pass and an interception, going 25-for-34 in win vs. Carolina, Nov. 8...Led Saints to tenth-straight win by completing 19-of-29 with three touchdowns at Tampa Bay, Nov. 22, posting a 118.0 passer rating...Named NFC Player of the Week for third time in 2009 after posting a perfect 158.3 passer rating in 38-17 win over New England, Nov. 30. Completed 18-of-23 (78.3%), with five touchdown passes to five different players, his fourth career game with five or more TD throws...At Washington, Dec. 6, notched 35 completions on 49 attempts for 419 yards in an overtime victory, throwing two touchdowns and an interception. Set season-high in attempts, completions and yardage. Tied game with a 53-yard touchdown strike to Robert Meachem with 1:19 left in regulation...Reached 30,000 career yards – throwing for 296 while going 31-of-40 with a rating of 122.5 and three touchdowns – at Atlanta, Dec. 13...Dec. 19 vs. Dallas, became the club's all-time passing touchdown leader with seven-yard scoring toss to Moore, his lone TD pass of the game. Completed 29-of-45 for 298 yards with one interception. The touchdown throw to Moore also made him the 24th player in NFL history to reach 200 career TDs, as he was then the fourth-quickest to reach this milestone in his 121st game (since tied by Brady)...Broke own team record by completing 19-straight passes in the third and fourth quarters vs. Tampa Bay, Dec. 27, part of a 32-of-37 performance. Had 258 yards, one touchdown and a 104.7 rating...Third quarterback at Carolina, 1/3/10, after the club has clinched the NFC's number one seed in the postseason, breaking streak of 79 consecutive starts...Selected as Pro Bowl starter for the first time, even though he didn't play

1/16/10, finishing 23-of-32 for 243 yards with three TD passes and no interceptions. Found Henderson for a 44-yard TD off a flea-flicker...In opener vs. Detroit, Sept. 13, named NFC Offensive Player of the Week after tossing career-high six TD passes and 358 yards and notching a 137.0 rating. Tied team record with TD total (Billy Kilmer, 11/2/69)...At Philadelphia, Sept. 20 – his 50th contest with the Saints – led the team to 48 points while completing over 73 percent of his passes for 311 yards with three touchdowns, one interception and a 118.6 rating. Tied a NFL record with nine TDs

OWNERSHIP

FOOTBALL

ADMINISTRATION

RECORDS

HISTORY



## CAREER GAME BY GAME

### 2013

	ATT	CMP	YDS	PCT	TD	INT	LG	SACKS	RT
9/8 ATL	35	26	357	74.3	2	1	67	2/16	113.6
9/15 @TB	46	26	322	56.5	1	2	56	4/26	67.5
9/22 ARZ	46	29	342	63.0	3	1	29	4/23	98.3
9/30 MIA	39	30	413	76.9	4	0	48	2/16	144.5
10/6 @CHI	35	29	288	82.9	2	0	38	1/5	120.0
10/13 @NE	36	17	236	47.2	2	1	34	1/6	75.7
10/27 BUF	34	26	332	76.5	5	0	69	4/23	146.1
11/3 @NYJ	51	30	382	58.8	2	2	60	2/16	79.0
11/10 DAL	41	34	392	82.9	4	0	52	1/9	139.0
11/17 SF	43	30	305	69.8	1	1	44	1/10	87.8
11/21 @ATL	33	23	278	69.7	2	0	44	1/7	115.5
12/2 @SEA	38	23	147	60.5	1	0	20	1/3	77.4
12/8 CAR	42	30	313	71.4	4	0	22	2/9	124.4
12/15 @SHL	56	39	393	69.6	1	2	30	4/22	80.4
12/22 @CAR	40	30	281	66.2	1	2	46	6/42	74.1
12/29 TB	31	24	381	77.4	4	0	76	1/11	157.4
Totals	650	446	5,162	68.6	39	12	76	37/244	104.7

### 2012

	ATT	CMP	YDS	PCT	TD	INT	LG	SACKS	RT
9/9 WAS	52	24	339	46.2	3	2	33	2/16	70.9
9/16 @CAR	49	31	325	63.3	1	2	29	1/2	72.2
9/23 KC	36	20	240	55.6	3	1	36	4/35	92.4
9/30 @GB	54	35	446	64.8	3	0	80	2/17	109.0
10/7 SD	45	29	370	64.4	4	1	41	3/19	110.4
10/21 @TB	37	27	377	73.0	4	1	48	0/0	130.1
10/28 @DEN	42	22	213	52.4	2	1	29	1/12	72.8
11/5 PHI	27	21	239	77.8	2	0	38	2/8	128.2
11/11 ATL	32	21	298	65.6	3	1	46	1/6	113.8
11/18 @OAK	27	20	219	74.1	3	0	38	0/0	134.6
11/25 SF	41	26	267	63.4	3	2	43	5/36	86.1
11/29 @ATL	50	28	341	56.0	0	5	38	1/6	37.6
12/9 @NYG	43	26	354	60.5	1	2	62	1/9	75.1
12/16 TB	39	26	307	66.7	4	0	34	1/9	124.6
12/23 @DAL	53	37	446	69.8	3	0	60	0/0	114.2
12/30 CAR	43	29	396	67.4	4	1	51	2/18	118.0
Totals	670	422	5,177	63.0	43	19	80	26/190	96.3

### 2011

	ATT	CMP	YDS	PCT	TD	INT	LG	SACKS	RT
9/8 @GB	49	32	419	65.3	3	0	36	3/23	112.5
9/18 CHI	37	26	270	70.3	3	0	79	1/6	118.1
9/25 HOU	44	31	370	70.5	3	2	44	2/16	99.6
10/2 @JAX	44	31	351	70.5	1	2	59	3/25	82.7
10/9 @CAR	45	32	359	71.1	2	1	30	2/16	100.1
10/16 @TB	45	29	383	64.4	1	3	43	0/0	70.9
10/23 IND	35	31	325	88.6	5	0	57	2/4	144.9
10/30 @SHL	44	30	289	68.2	1	2	25	6/42	73.0
11/6 TB	36	27	258	75.0	2	1	23	0/0	101.4
11/13 @ATL	43	30	322	69.8	2	0	36	0/0	106.9
11/28 NYG	38	24	363	63.2	4	0	50	0/0	129.6
12/4 DET	36	26	342	72.2	3	0	67	2/4	129.6
12/11 @TEN	47	36	337	76.6	2	0	35	2/14	110.0
12/18 @MIN	40	32	412	80.0	5	0	47	0/0	149.2
12/26 ATL	39	23	307	59.0	4	2	41	1/8	96.8
1/1 CAR	35	28	389	80.0	5	1	42	0/0	140.7
Totals	657	468	5,476	71.2	46	14	79	24/158	110.6

### 2010

	ATT	CMP	YDS	PCT	TD	INT	LG	SACKS	RT
9/9 MIN	36	27	237	75.0	1	0	29	1/8	101.3
9/20 @SF	38	28	254	73.7	2	0	30	2/17	108.9
9/26 ATL	38	30	365	78.9	3	2	80	2/10	111.1
10/3 CAR	48	33	275	68.8	1	0	20	2/13	90.2
10/10 @ARZ	39	24	279	61.5	2	3	39	1/6	68.2
10/17 @TB	32	21	263	65.6	3	1	42	0/0	109.2
10/24 CLE	56	37	356	66.1	2	4	29	3/20	65.8
10/31 PIT	44	34	305	77.3	2	1	50	2/17	101.0
11/7 @CAR	43	27	253	62.8	2	1	36	0/0	84.7
11/21 SEA	43	29	382	67.4	4	2	32	0/0	106.9
11/25 @DAL	39	23	352	59.0	1	1	57	2/19	86.7
12/5 @CIN	29	24	313	82.8	2	1	52	2/23	120.3
12/12 SHL	40	25	221	62.5	3	2	31	1/8	81.4
12/19 @BAL	46	29	267	63.0	3	1	27	3/25	91.5
12/27 @ATL	49	35	302	71.4	1	2	25	1/6	77.1
1/2 TB	38	22	196	57.9	1	1	21	3/13	69.6
Totals	658	448	4,620	68.1	33	22	80	25/185	90.9

### 2009

	ATT	CMP	YDS	PCT	TD	INT	LG	SACKS	RT
9/13 DET	34	26	358	76.5	6	1	58	0/0	137.0
9/20 @PHI	34	25	311	73.5	3	1	38	2/23	118.6
9/27 @BUF	29	16	172	55.2	0	0	32	2/16	72.8
10/4 NYJ	32	20	190	62.5	0	0	36	0/0	78.9
10/18 NYG	30	23	369	76.7	4	0	40	0/0	156.8
10/25 @MIA	38	22	298	57.9	1	3	66	5/22	58.9
11/2 ATL	33	25	308	75.8	2	1	30	2/17	111.1
11/8 CAR	35	24	330	68.6	1	1	63	1/0	96.7
11/15 @STL	26	18	223	69.2	2	2	27	1/6	89.1
11/22 @TB	29	19	187	65.5	3	0	37	0/0	118.0
11/30 NE	23	18	371	78.3	5	0	75	1/4	158.3
12/6 @WAS	49	35	419	71.4	2	1	53	1/11	102.3
12/13 @ATL	40	31	296	77.5	3	0	42	0/0	122.5
12/19 DAL	45	29	298	64.4	1	1	35	4/27	81.5
12/27 TB	37	32	258	86.5	1	0	30	1/9	104.7
1/3 @CAR	Inactive (3rd QB)								
Totals	514	363	4,388	70.6	34	11	75	20/135	109.6

### 2008

	ATT	CMP	YDS	PCT	TD	INT	LG	SACKS	RT
9/7 TB	32	23	343	71.9	3	1	84	1/6	124.9
9/14 @WAS	33	22	216	66.7	1	2	22	2/21	69.8
9/21 @DEN	48	39	421	81.3	1	0	74	1/7	110.2
9/28 SF	35	23	363	65.7	3	1	81	0/0	116.7
10/6 MIN	46	26	330	56.5	1	2	52	1/10	68.2
10/12 OAK	30	26	320	86.7	3	0	51	1/1	144.4
10/19 @CAR	39	21	231	53.8	0	1	54	1/3	61.0
10/26 SD	41	30	339	73.2	3	0	49	0/0	121.9
11/9 @ATL	58	31	422	53.4	2	3	48	1/6	66.9
11/16 @KC	36	25	266	69.4	1	1	47	0/0	88.4
11/24 GB	26	20	323	76.9	4	0	70	1/5	157.5
11/30 @TB	47	25	296	53.2	2	3	37	1/8	60.2
12/7 ATL	32	18	230	56.3	2	0	36	0/0	99.7
12/11 @CHI	43	24	232	55.8	2	2	24	1/6	67.2
12/21 @DET	40	30	351	75.0	2	0	64	0/0	117.8
12/28 CAR	49	30	386	61.2	4	1	26	2/19	104.6
Totals	635	413	5,069	65.0	34	17	84	13/92	96.2

# 9 DrewBREES QB (cont.)

OWNERSHIP  
FOOTBALL  
ADMINISTRATION  
RECORDS  
HISTORY

## 2007

	ATT	CMP	YDS	PCT	TD	INT	LG	SACKS	RT
9/6 @ IND	41	28	192	68.3	0	2	23	1/5	58.2
9/16 @ TB	44	26	260	59.1	1	1	58	2/16	74.1
9/24 TEN	45	29	225	64.4	0	4	37	1/7	39.6
10/7 CAR	47	29	252	61.7	0	2	54	0/0	58.1
10/14 @ SEA	36	25	246	69.4	2	0	36	0/0	106.9
10/21 ATL	34	22	219	64.7	2	1	37/1	0/0	90.2
10/28 @ SF	39	31	336	79.5	4	0	43	0/0	136.8
11/4 JAX	49	35	445	71.4	3	0	57	1/10	119.9
11/11 STL	36	25	272	69.4	2	2	36	2/16	86.8
11/18 @ HOU	49	33	290	67.3	1	2	32	1/10	72.7
11/25 @ CAR	36	24	260	66.7	3	1	45	0/0	103.9
12/2 TB	23	17	179	73.9	2	0	45/1	3/17	125.1
12/10 @ ATL	41	28	328	68.3	3	0	36	0/0	116.7
12/16 ARZ	30	26	315	86.7	2	0	32/1	1/8	132.6
12/23 PHI	42	27	284	64.3	0	1	52	1/8	73.9
12/30 @ CHI	60	35	320	58.3	3	2	21/1	3/12	75.7
TOTALS	652	440	4,423	67.5	28	18	58	16/109	89.4

## 2006

	ATT	CMP	YDS	PCT	TD	INT	LG	SACKS	RT
9/10 @ CLE	30	16	170	53.3	1	1	20	0/0	67.4
9/17 @ GB	41	26	353	63.4	2	1	57	4/21	96.9
9/25 ATL	28	20	191	71.4	0	0	29	1/11	90.0
10/1 @ CAR	38	28	349	73.7	1	0	86/1	1/5	110.5
10/8 TB	33	21	171	63.6	1	0	18	0/0	86.8
10/15 PHI	37	27	275	73.0	3	2	48/1	0/0	98.4
10/29 BAL	45	24	383	53.3	3	3	53	2/15	76.4
11/5 @ TB	32	24	314	75.0	3	0	52/1	0/0	136.7
11/12 @ PIT	47	31	398	66.0	1	0	48	1/5	99.4
11/19 CIN	52	37	510	71.2	2	3	72/1	2/6	91.0
11/26 @ ATL	30	21	349	70.0	2	0	76/1	2/17	131.1
12/3 SF	28	17	186	60.7	1	0	74	1/1	92.3
12/10 @ DAL	38	26	384	68.4	5	0	61/1	1/7	140.8
12/17 WAS	38	21	207	55.3	0	1	24	2/8	59.9
12/24 @ NYG	32	13	132	40.6	1	0	40	1/9	63.5
12/31 CAR	5	4	46	80.0	0	0	25	0/0	105.0
TOTALS	554	356	4,418	64.3	26	11	86/1	18/105	96.2

## 2005

	ATT	CMP	YDS	PCT	TD	INT	LG	SACKS	RT
9/11 DAL	35	18	209	51.4	2	2	33	2/21	65.1
9/18 @ DEN	23	15	175	65.2	0	1	24	4/41	70.0
9/25 NYG	22	19	191	86.4	2	0	27	0/0	133.1
10/2 @ NE	24	19	248	79.2	2	0	38	0/0	137.5
10/10 PIT	35	20	219	57.1	1	1	41	1/6	73.4
10/16 @ OAK	20	14	164	70.0	1	0	35/1	2/12	111.3
10/23 @ PHI	40	23	299	57.5	2	2	43	3/29	77.0
10/30 KC	43	25	324	58.1	3	1	35/1	0/0	95.5
11/6 @ NYJ	27	20	270	74.1	1	1	29	1/8	102.4
11/20 BUF	33	28	339	84.8	4	0	39	1/2	149.1
11/27 @ WAS	42	22	215	50.0	0	3	24	3/20	35.7
12/4 OAK	22	17	160	77.3	2	0	27	2/12	127.1
12/11 MIA	52	35	279	67.3	2	1	25	3/34	85.3
12/18 @ IND	32	22	255	66.7	1	2	54	1/8	74.7
12/24 @ KC	33	18	161	54.5	1	1	22	1/8	65.3
12/31 DEN	14	8	68	57.1	0	0	15	3/22	69.9
TOTALS	500	323	3,576	64.6	24	15	54	27/223	89.2

## 2004

	ATT	CMP	YDS	PCT	TD	INT	LG	SACKS	RT
9/12 @ HOU	24	17	209	70.8	2	0	36/1	1/7	125.2
9/19 NYJ	19	8	146	42.1	1	2	59	1/7	47.1
9/26 @ DEN	24	14	121	48.3	0	0	17	4/30	59.7
10/3 TEN	20	16	206	80.0	3	0	58/1	1/8	149.2
10/10 JAX	26	17	211	65.4	2	0	54	0/0	116.0
10/17 @ ATL	31	23	227	74.2	1	1	23	1/4	91.7
10/24 @ CAR	32	21	196	65.6	0	0	23	1/8	82.3
10/31 OAK	25	22	281	88.0	5	0	29	1/8	153.1
11/7 NO	36	22	257	61.1	4	0	31	1/7	119.8
11/21 @ OAK	34	18	226	52.9	1	0	28	0/0	83.7
11/28 @ KC	37	28	378	75.7	2	0	65	1/7	125.7
12/5 DEN	27	14	106	51.9	0	1	30	2/20	46.2
12/12 TB	23	17	220	73.9	2	2	79/1	2/14	96.3
12/19 @ CLE	16	4	85	66.7	1	0	72/1	1/2	149.3
12/26 @ IND	31	21	290	67.7	3	1	74/1	1/9	116.3
1/2 KC	Inactive								
TOTALS	400	262	3,159	65.5	27	7	79/1	18/131	104.8

## 2003

	ATT	CMP	YDS	PCT	TD	INT	LG	SACKS	RT
9/7 @ KC	33	18	202	54.5	2	2	23	3/34	68.0
9/14 DEN	41	20	182	48.8	1	1	23/1	0/0	59.2
9/21 BAL	45	28	270	62.2	0	3	40	1/13	51.2
9/28 @ OAK	31	21	187	67.7	1	1	37	0/0	81.0
10/5 @ JAX	41	24	296	58.5	3	0	46/1	4/19	105.3
10/19 @ CLE	18	9	74	50.0	0	1	17	1/13	37.7
10/27 MIA	30	19	190	63.3	0	3	28	6/44	41.7
11/2 @ CHI	15	7	49	46.7	0	1	10	0/0	26.8
11/9 MIN	Active, Did Not Play								
11/16 @ DEN	Active, Did Not Play								
11/23 CIN	Active, Did Not Play								
11/30 KC	Active, Did Not Play								
12/7 @ DET	Active, Did Not Play								
12/14 GB	48	28	363	58.3	2	1	68/1	2/27	87.4
12/21 @ PIT	26	16	198	61.5	1	2	57/1	1/5	65.9
12/28 OAK	28	15	97	53.6	1	0	28	3/23	73.1
TOTALS	356	205	2,108	57.6	11	15	68/1	21/178	67.5

## 2002

	ATT	CMP	YDS	PCT	TD	INT	LG	SACKS	RT
9/8 @ CIN	19	15	160	78.9	2	0	30	1/0	136.8
9/15 HOU	28	15	163	53.6	1	1	35/1	2/20	68.0
9/22 @ ARZ	31	17	181	54.8	0	1	21	2/17	58.7
9/29 NE	18	10	104	55.6	1	0	52/1	0/0	91.0
10/6 @ DEN	42	26	235	61.9	1	2	30	0/0	65.1
10/13 KC	41	28	319	68.3	2	2	29	1/7	87.3
10/20 @ OAK	25	16	170	64.0	2	1	31	2/9	110.4
11/3 NYJ	35	22	192	62.9	1	2	26	2/22	63.0
11/10 @ STL	20	12	139	60.0	0	2	26	1/9	41.5
11/17 SF	50	29	336	58.0	2	1	47	0/0	83.4
11/24 @ MIA	22	15	107	68.2	0	1	23	3/27	60.2
12/1 DEN	41	27	217	65.9	0	0	33	1/3	79.0
12/8 OAK	41	22	239	53.7	0	3	28	2/13	40.6
12/15 @ BUF	24	13	148	54.2	0	0	42	3/20	72.9
12/22 @ KC	40	26	242	65.0	2	0	37	1/7	98.1
12/29 SEA	49	27	332	55.1	3	1	31/1	3/26	88.1
TOTALS	526	320	3,284	60.8	17	16	52/1	24/180	76.9

## 2001

	ATT	CMP	YDS	PCT	TD	INT	LG	SACKS	RT
No statistics in 15 games									
11/4 KC	27	15	221	55.6	1	0	40	2/12	94.8
TOTALS	27	15	221	55.6	1	0	40	2/12	94.8



## 9 Drew Brees QB (cont.)

OWNERSHIP

FOOTBALL

ADMINISTRATION

RECORDS

HISTORY

in game due to team's qualification for Super Bowl. **2008** – Served as an offensive team captain. Named AP NFL Offensive Player of the Year after becoming only second QB in NFL history to throw for over 5,000 yards and tied league record with 10 games with 300 or more yards. Voted to the Pro Bowl. Led the NFL in passing yardage (5,069), attempts (635), completions (413), completions of 25 yards or more (35) and tied for league-best with 34 touchdown passes. Threw touchdowns to 11 players, equaling another league all-time mark (Brady, 2007). Named NFC Offensive Player of the Week three times and conference Offensive Player of the Month in September...Led the club to a 24-20 win in season opener vs. Tampa Bay, completing 23-of-32 for 343 yards with three touchdown passes...At Denver, Sept. 21, Brees had 421 passing yards, then the fourth-highest total in franchise history. Set the team record with 39 completions on 48 attempts with one touchdown throw...Tossed three touchdowns in victory vs. San Francisco, Sept. 28, completing 23-of-35 for 363 yards. Became the fourth QB in team history to reach 10,000 yards on 47-yard scoring strike to Meachem...Oct. 6 vs. Minnesota, posted his third-straight 300-yard day, connecting on 26-of-46 for 330



### PASSING YARDAGE MILESTONES

No.	Date	Opponent	Stadium	Receiver	Yards
1	11/04/01	vs. Kansas City	Qualcomm Stadium	Terrell Fletcher	7
20,000	12/10/07	at Atlanta	Georgia Dome	David Patten	21
30,000	12/13/09	at Atlanta	Georgia Dome	Pierre Thomas	12
35,000	12/27/10	at Atlanta	Georgia Dome	Lance Moore	18
40,000	12/18/11	at Minnesota	Mall of America Field	Pierre Thomas	16
50,000	12/8/13	vs. Carolina	Mercedes-Benz Superdome	Jimmy Graham	22

yards with a touchdown and two interceptions...Nearly perfect vs. Oakland, Oct. 12, completing 26-of-30 (86.7 percent) for 320 yards, three touchdowns and a 144.4 rating. Completed first 16 passes, and named NFC Offensive Player of the Week...Going against his former team for first time, led Saints to 37-32 win over San Diego at London's Wembley Stadium Oct. 26. Named NFC Offensive Player of the Week after throwing for 339 yards and three touchdowns on 30-for-41 passing with a 121.9 passer rating...At Atlanta, Nov. 9, recorded 422 yards with two touchdowns, including 294 in fourth quarter...Named NFC Offensive Player of the Week after posting a passer rating of 157.5 vs. Green Bay, Nov. 24. Completed 20-of-26 for 323 yards and four touchdown passes, including 70-yard scoring throws to Moore and Colston...Dec. 21, at Detroit, had a 117.8 passer rating, going 30-of-40 for 351 yards and two touchdown passes, breaking what were then his own team records for passing yardage and touchdowns...Led furious comeback that fell short in fourth quarter vs. Carolina, Dec. 28, finishing 30-of-49 with 386 yards, four touchdowns – three in the final 15 minutes – and one interception. Became only the second player in NFL history to throw for 5,000 yards. **2007** – Led NFL in completions (then-league-record 440) and attempts (652), ranked second in yards (4,423), third in completion percentage (67.5) and tied for sixth in touchdown passes (28). Started all 16 games, finishing with an 89.4 passer rating. Threw for 250 yards or more in 11 of 16 contests, including five of over 300

yards. Average of 276.4 yards per game ranked second in the league. Tied for fifth in NFL with 27 completions of 25 yards or more. Picked by teammates as one of five season-long team captains...Recorded first 300-yard day of season at San Francisco, Oct. 28, completing 31-of-39 (79.5 pct.) for 336 yards with a season-high four touchdown passes for a 136.8 passer rating, and was named NFC Offensive Player of the Week...Threw for what was then the second-most passing yards in club history with 445 in win vs. Jacksonville, Nov. 4. Completed 35-of-49 with three touchdown passes. His 346 first half passing yards are the most for a Saint in a single half...Nov. 25, led Saints to first win at Carolina since 2005 by throwing three touchdowns and running for an eight-yard score. Completed 24-of-36 passes for 260 yards and one interception. His rushing touchdown was his first with Saints...In Monday night win at Atlanta, Dec. 10, completed 28-of-41 for 328 yards with three touchdown passes, two to Colston and a 116.7 passer rating...Dec. 16 vs. Arizona posted 86.7 completion percentage (26-for-30) with 315 yards, two touchdown passes (19- and 32-yard strikes), no interceptions and a 132.6 passer rating, his fourth-straight contest in triple digits. Named NFC Offensive Player of the Week...Finished 27-of-42 for 284 yards and an interception vs. Philadelphia, Dec. 23. In first quarter, continued a streak that started the week before of 17-straight completions...At Chicago, Dec. 30, set club record for attempts in a game with 60, completing 35 for 320 yards and three touchdown passes and two interceptions. Broke what was then NFL record for completions in a season in second quarter (418, Gannon-2002). **2006** – Top free agent signing paid immediate dividends with honor-filled season, leading the offense and rewriting club's passing records. Started all 16 regular season games and both playoff games. Completed 356-of-554 (64.3%) for an NFL-high 4,418 yards, with 26 touchdowns and 11 interceptions. Posted a then-team-record 96.2 QB rating. Set a slew of team records that he's since broken, but his single-game passing yardage mark (510 vs. Cincinnati, Nov. 19) still stands. Threw for more yards than any quarterback in NFL history with a new team (previous: Drew Bledsoe, 4,359, Buffalo, 2002). Had 1,954 yards from Oct. 29-Nov. 26 (vs. Baltimore through at Atlanta), the most over a five-game span. Had streaks of 141, 136 and 102 passes without an interception. Had 4,033 passing yards in first 13 games, second-highest in league history at that point in the season (Gannon, Oakland, 2002, 4,205)...In NFC Championship at Chicago, 1/21/07, completed 27-of-49 passes for 354 yards with two touchdowns and one interception. Had an 88-yard touchdown pass to Reggie Bush...In NFC Divisional Playoff win vs. Philadelphia, 1/13/07, completed 20-of-32 for 243 yards with one touchdown pass...Ended postseason 47-of-81 for 597 yards (58%) with three touchdowns, one interception and 88.3 rating...In first game with Saints, a win at Cleveland, Sept. 10 was 17-of-31 for 176 with a TD and interception...After rough start with a pair of early fumbles at Green Bay, Sept. 17, led comeback by completing 26 passes on 41 attempts for 353 yards with 2 touchdowns and a 96.9 passer rating. Became the lone quarterback in club history to notch back-to-back road wins to open a season...Sept. 25 vs. Atlanta completed 20-of-28 for 191 yards for victory in club's triumphant Superdome return following Hurricane Katrina...Had 349 yards - including a career-long 86-yard TD to Colston - while completing 28-of-38 with a 110.5 passer rating at Carolina, Oct. 1...Tossed three TDs in win vs. Philadelphia, Oct. 15. Tied with 8:26 remaining, led the Saints on a 16-play, 72-yard march to set up game-winning field goal as time expired. Completed final 10 passes, finish-

OWNERSHIP

FOOTBALL

ADMINISTRATION

RECORDS

HISTORY



## 9 Drew Brees QB (cont.)

OWNERSHIP

FOOTBALL

ADMINISTRATION

RECORDS

HISTORY

ing 27-of-37 for 275 yards with two interceptions and a 98.4 passer rating... Posted a 136.7 passer rating, completing 24-of-32 for 314 yards, threw no interceptions and three touchdowns at Tampa Bay, Nov. 5. Completed 10-of-12 passes in the third quarter and was named NFC Offensive Player of the Week... At Pittsburgh, Nov. 12, completed 31-of-47 passes for 398 yards and one touchdown, notching third-straight game with over 300 yards... Recorded what was sixth-highest passing yardage day in NFL history with 510 vs. Cincinnati, Nov. 19. Completed 37-of-57, with two TDs and three interceptions. Yardage total shattered former club record (441, Aaron Brooks vs. Denver, Dec. 3, 2000). Completed passes to eight targets as club set what was then a team record with 595 yards of offense... Posted fifth-straight 300-yard day with 349, completing 21-of-30 with two touchdowns and a 131.1 rating at Atlanta, Nov. 26. Seventh time in 11 games he reached 300-yard milestone... Streak of 300-yard days closed vs. San Francisco, Dec. 3 in a mistake-free performance. Completed 17-of-28 for 186 yards, notched seventh game without an interception in win... At Dallas, Dec. 10, had a season-high 140.8 passer rating, finishing with 24 completions on 38 attempts for 384 yards and five touchdowns. Yardage achieved over first three quarters as the Saints held commanding lead. Tossed three TDs in the third quarter while completing seven-of-eight throws for 185 yards. Went over 4,000 yards passing, becoming first QB in club history to do so. Named NFC Offensive Player of the Week... With division locked up, only played in opening drive in regular season finale vs. Carolina, Dec. 31, completing four-of-five passes (80.0 percent) for 46 yards and a 105.0 rating. NFC Pro Bowl starter. **2005** – AFC Pro Bowl first alternate... Had sterling sequel to record-setting 2004 by completing 323 of 500 passes for 3,576 yards, with 24 touchdowns, 15 interceptions and a rating of 89.2... Named AFC Offensive Player of the Week after 41-17 win over New England, Oct. 2, ending Patriots' NFL-record 21-game home win streak. Hit 19-of-24 passes for 248 yards with two TDs and a 137.5 rating... Completed 23 of 40 passes for 299 yards and 2 touchdowns at Philadelphia, Oct. 23... Recorded his first 300-yard passing day of 2005 with 324 yards vs. Kansas City, Oct. 30. Tossed three touchdowns and posted a 95.5 rating... Completed 28-of-33 for four touchdowns and 339 yards in 48-10 win over Buffalo Nov. 20. His 84.8 completion percentage was second-highest in team history and he posted a 149.1 rating... Went 35-of-52 vs. Miami, Dec. 11, with 279 yards and two touchdowns, adding one rushing score... Suffered torn labrum in his right shoulder in second quarter of finale vs. Denver, which required surgery. Injured while diving for loose ball and landed on by defensive tackle Gerard Warren. **2004** – Voted to first career Pro Bowl and consensus Comeback Player of Year and Most Improved Player of the Year... Named AFC Offensive Player of Week after setting team record by completing 22-of-25 for 281 yards and a then-career-high five TDs against Oakland, Oct. 31. Finished with passer rating of 153.1... Threw four TD passes vs. New Orleans, Nov. 7. Was 22-of-36 for 257 yards and a 119.8 rating... Nine TD passes most by a Chargers quarterback in two-game stretch... Completed 18 of 34 passes for 226 yards with 1 touchdown at Oakland, Nov. 21. Extended streak without interception to 156 tosses... Notched 378 yards at Kansas City, Nov. 28. Went 28-of-37 with two touchdowns to run streak without interception to team-record of 193 throws. Was 11-of-11 for 163 yards and two touchdowns in final quarter... Threw an interception on the second play vs. Denver, Dec. 5, to end a team-record streak of passes without interception at 194... Passed for 290 yards and three touchdowns



## BREES' COMEBACKS

Since joining the Saints in 2006, Drew Brees has engineered 28 career game-winning performances to lead his team to a victory from a fourth-quarter deficit or tie. He has accomplished the feat 25 times in the regular season and three times in the playoffs (including in Super Bowl XLIV).

### DREW BREES' COMEBACK PERFORMANCES (28)

Date	Opp.	Score	Time Remaining		Passing Statistics					Final
			In Reg.	Att.	Cmp.	Yds.	TD	Int		
9/17/06	at GB	20-20	14:18	9	7	74	1	0	34-27	
10/8/06	TB	17-21	10:03	5	2	19	0	0	24-21	
10/15/06	PHI	17-24	14:54	12	11	134	1	0	27-24	
10/21/07	ATL	14-16	10:19	9	7	66	1	0	22-16	
9/7/08	TB	17-20	10:38	3	3	76	1	0	24-20	
12/7/08	ATL	16-17	15:00	4	3	53	1	0	29-25	
10/25/09	at MIA	24-34	15:00	8	6	136	0	0	46-34	
11/8/09	CAR	20-20	15:00	7	4	53	0	0	30-20	
12/6/09	at WAS	20-30	12:51	20	15	195	1	0	33-30 ot	
12/13/09	at ATL	23-23	12:56	13	8	49	0	0	26-23	
1/24/10*	MIN	21-21	15:00	11	6	47	1	0	31-28 ot	
2/7/10**	IND	16-17	15:00	7	7	44	1	0	31-17	
9/20/10	at SF	22-22	1:19	6	4	56	0	0	25-22	
10/3/10	CAR	10-14	15:00	10	8	61	0	0	16-14	
11/25/10	at DAL	23-27	5:51	6	3	89	1	0	30-27	
12/5/10	at CIN	27-30	4:25	3	3	45	1	0	34-30	
12/27/10	at ATL	10-14	14:14	14	11	122	1	1	17-14	
9/25/11	HOU	32-33	4:13	6	3	56	0	0	40-33	
10/2/11	at CAR	23-27	12:40	13	10	100	1	0	30-27	
11/13/11	at ATL	23-23	0:00	3	3	20	0	0	26-23 ot	
12/11/11	at TEN	9-10	15:00	10	8	105	2	0	22-17	
10/7/12	SD	21-24	15:00	8	6	97	1	0	31-24	
12/23/12	at DAL	31-31	0:00	4	3	42	0	0	34-31 ot	
9/16/13	at TB	13-14	1:06	4	3	54	0	0	16-14	
11/17/13	SF	14-17	15:00	14	10	144	0	0	23-20	
1/4/14&	at PHI	23-24	4:54	1	1	6	0	0	26-24	
10/5/14	TB	31-31	0:00	6	3	40	0	0	37-31 ot	
12/28/14	at TB	7-20	1:06	9	5	60	1	0	23-20	

\* NFC Championship \*\* Super Bowl XLIV & NFC Wild Card Playoff

at Indianapolis Dec. 26, including 74-yard touchdown for a 116.3 passer rating...First NFL QB since Craig Morton in 1970 to throw 70-yard TD passes in three-straight games...Had 319 yards and two touchdowns in AFC Wild Card Playoff vs. N.Y. Jets. Threw a game-tying one-yard scoring pass with 11 seconds remaining to force overtime. Completed 31-of-42 to set team record for completion percentage (.738) in postseason. **2003** – Started the first eight contests and the final three games and completed 205-of-356 passes for 2,108 yards with 11 touchdowns and 15 interceptions...Had 270 yards, completing 28-of-45 vs. Baltimore, Sept. 21...Notched his first career touchdown catch on 21-yard reception on a pass from RB LaDainian Tomlinson at Oakland, Sept. 28. Also completed 21-of-31 passes for 187 yards and one TD...At Jacksonville, Oct. 5, went 24-of-



## 9 Drew Brees QB (cont.)

41 for 296 yards and three touchdowns for a 105.3 passer rating...Did not play Weeks 9-13...Returned vs. Green Bay, Dec. 14, after being benched for five games and passed for 363 yards (28-of-48) and two touchdowns, including a 68-yard TD. **2002** – Started all 16 games for the first time in his career and completed 320-of-526 passes for 3,284 yards with 17 touchdown passes and 16 interceptions...Rushed for a career-high 130 yards...In first NFL start was 15-of-19 for 160 yards with two TDs at Cincinnati, Sept. 8. .789 completion percentage was the best by a quarterback making his first start since Rob Johnson completed 20-of-24 (.833) for Jacksonville in 1997...Threw first-career INT against Houston Sept. 15 to end string of 66 attempts without pick to open career...Passed for 319 yards vs. Kansas City, Oct. 13 and led game-winning drive in final 2:24, completing six-of-seven for 71 yards, including two-yard TD. **2001** – Made first NFL appearance in relief of Doug Flutie vs. Kansas City Nov. 4, and completed 15-of-27 for 221 yards with first career TD...Did not play Weeks 1-7 and 9-16.



### WORTH NOTING

**Brees is only the second NFL quarterback to have thrown for at least 25 touchdowns in nine consecutive seasons. With 10 seasons overall with at least 25 touchdown passes, Brees is tied with Tom Brady for third overall in NFL record books.**

**With at least 30 touchdown throws each season from 2008-14, Brees is the only quarterback to do so for seven consecutive seasons. With seven seasons overall with at least 30 scoring throws, he's ranked third overall in NFL record books.**

**COLLEGE** – Enjoyed an honor-filled career at Purdue, including being a Heisman Trophy finalist in 1999 and 2000...Won The Maxwell Award as the nation's outstanding player in 2000 as a senior...Finalist for The Davey O'Brien Award as the nation's top quarterback in both 1999 and 2000...Ended career as Big Ten and Purdue's all-time leader in passing yards (11,792), touchdown passes (90), total yards (12,693), completion percentage (.611), completions (1,026) and attempts (1,678)...Departed fourth in NCAA Division I history for total offense, completions and attempts...Led the Boilermakers to 2000 Rose Bowl, the school's first appearance in Pasadena since 1967...Only player in conference history to throw for more than 500 yards in a game twice...Added seven 400-yard games and 16 300-yard days in his career...Earned Big Ten Player of Year honors in 1998 and 2000 and all-conference accolades for three-straight years (1998-2000)...As a senior was named Academic All-America Player of Year...Recipient of the school's Leonard Wilson Award for unselfishness and dedication...Fourth in Heisman Trophy balloting as a junior...First recipient of Socrates Award, recognizing the nation's finest athlete in terms of academics, athletics and community service...Selected Purdue's Male Athlete of Year as a junior and senior...Received Big Ten Conference Medal of Honor in 2001...Chosen for school's Mortar Board in 1999...Graduated with bachelor's degree in industrial management and manufacturing with a 3.4 grade point average.

**PERSONAL** – Born Jan. 15, 1979 in Austin, Texas...Has traveled to Afghanistan, Kuwait and Okinawa on USO missions...Extremely active in the

community and a fixture in the New Orleans area with his Brees Dream Foundation, with the mission to improve the quality of life for cancer patients and provide care, education and opportunities for children facing adversity. In New Orleans, his ongoing efforts in support of the community have raised funds for Operation Kids, and he has also held The Drew Brees Gridiron Classic for youth football teams, the "Brees on the Seas" youth deep sea fishing event off the Louisiana coastline, rebuilt homes in New Orleans with Habitat for Humanity, supported Children's Hospital in New Orleans and numerous other charitable endeavors...Shared the NFL's Walter Payton Man of the Year award for community involvement with former Chargers teammate Tomlinson in 2006...In 2015, donated one million dollars to the Purdue football program...Led Westlake (Austin, Texas) HS to 16-0 record and State 5A title as senior...Posted an unbeaten 28-0-1 record as a two-year starter...Selected as the Texas Class 5A MVP in 1996...Also lettered in basketball and in baseball as a shortstop...His father, Chip, played freshman basketball at Texas A&M and grandfather, Ray Akins, finished his career with the third-most wins all-time among prep football coaches in Texas...Uncle, Marty Akins, was three-year starting quarterback and All-America at Texas (1975-77)...Has flown in the cockpits with the demonstration teams of the Navy Blue Angels in the F/A-18 and the Air Force Thunderbirds in the F-16...Participated in NFL Boot Camp: Franchising at the University of Michigan this past spring.

## DREW BREES

Year	Team	GP	GS	Att	Cmp	PASSING					TD	Int	Lg	Sk	Lst	Rating
						Pct	Yds	Yds/Att								
2001	San Diego	1	0	27	15	55.6	221	8.2		1	0	40	2	12		94.8
2002	San Diego	16	16	526	320	60.8	3,284	6.2		17	16	52t	24	180		76.9
2003	San Diego	11	11	356	205	57.6	2,108	5.9		11	15	68t	21	178		67.5
2004	San Diego	15	15	400	262	65.5	3,159	7.9		27	7	79t	18	131		104.8
2005	San Diego	16	16	500	323	64.6	3,576	7.2		24	15	54	27	223		89.2
2006	New Orleans	16	16	554	356	64.3	4,418	8.0		26	11	86t	18	105		96.2
2007	New Orleans	16	16	652	440	67.5	4,423	6.8		28	18	58	16	109		89.4
2008	New Orleans	16	16	635	413	65.0	5,069	8.0		34	17	84t	13	92		96.2
2009	New Orleans	15	15	514	363	70.6	4,388	8.5		34	11	75t	20	135		109.6
2010	New Orleans	16	16	658	448	68.1	4,620	7.0		33	22	80t	25	185		90.9
2011	New Orleans	16	16	657	468*	71.2*	5,476	8.3		46	14	79t	24	158		110.6
2012	New Orleans	16	16	670	422	63.0	5,177	7.7		43	19	80t	26	190		96.3
2013	New Orleans	16	16	650	446	68.6	5,162	7.9		39	12	76t	37	244		104.7
2014	New Orleans	16	16	659	456	69.2	4,952	7.5		33	17	69t	29	186		97.0
<b>NFL Totals</b>		<b>202</b>	<b>201</b>	<b>7,458</b>	<b>4,937</b>	<b>66.2</b>	<b>56,033</b>	<b>7.5</b>		<b>396</b>	<b>194</b>	<b>86t</b>	<b>300</b>	<b>2,128</b>		<b>95.4</b>
<b>Saints Totals</b>		<b>143</b>	<b>143</b>	<b>5,649</b>	<b>3,812</b>	<b>67.5</b>	<b>43,685</b>	<b>7.7</b>		<b>316</b>	<b>141</b>	<b>86t</b>	<b>208</b>	<b>1,404</b>		<b>98.8</b>

\* - NFL record

**Career record as starter:** 117-84 (.582); 8-8 (.500) in 2002, 2-9 (.182) in 2003, 11-4 (.733) in 2004, 9-7 (.563) in 2005, 10-6 (.625) in 2006, 7-9 (.438) in 2007, 8-8 (.500) in 2008, 13-2 (.867) in 2009, 11-5 (.688) in 2010, 13-3 (.813) in 2011, 7-9 (.438), in 2012, 11-5 (.688) in 2013, 7-9 (.438), in 2014.

**ADDITIONAL STATISTICS:** Caught 21-yard touchdown in 2003, caught 38-yard pass in 2004, caught two passes for 10 yards in 2007, caught one pass for loss of 4 yards in 2009, caught 7-yard pass in 2010, caught 1-yard pass in 2014; **Totals: 7 receptions for 73 yards with 1 TD.**



## DREW BREES

RUSHING						
Year	Team	Att	Yds	Avg	Lg	TD
2001	San Diego	2	18	9.0	13	0
2002	San Diego	38	130	3.4	15	1
2003	San Diego	21	84	4.0	18	0
2004	San Diego	53	85	1.6	22	2
2005	San Diego	21	49	2.3	9	1
2006	New Orleans	42	32	0.8	16	0
2007	New Orleans	23	52	2.3	9	1
2008	New Orleans	22	-1	0.0	9	0
2009	New Orleans	22	33	1.5	10	2
2010	New Orleans	18	-3	-0.2	7	0
2011	New Orleans	21	86	4.1	20	1
2012	New Orleans	15	5	0.3	3	1
2013	New Orleans	35	52	1.5	16	3
2014	New Orleans	27	68	2.5	13	1
<b>NFL Totals</b>		<b>360</b>	<b>690</b>	<b>1.9</b>	<b>22</b>	<b>13</b>
<b>Saints Totals</b>		<b>225</b>	<b>324</b>	<b>1.4</b>	<b>20</b>	<b>9</b>

**CAREER HIGHS:** Attempts — 60, at Chicago (12/30/07); Completions — 39 (2x), last at St. Louis (12/15/13); Completion Pct. — 88.0 (22 for 25), vs. Oakland (10/31/04); Passing Yards — 510, vs. Cincinnati (11/19/06); Long Pass — 86t, at Carolina (10/1/06); Interceptions — 5, last at Atlanta (11/29/12); Passing TDs — 6, vs. Detroit (9/13/09); Passer Rating — 158.3, vs. New England (11/30/09); Rushes — 8, at Kansas City (11/28/04); Rushing Yards — 31, at Kansas City (12/24/05); Long Rush — 22, vs. Oakland (10/31/04); Rushing TDs — 2, at Miami (10/25/09).

### POSTSEASON

PASSING														
Year	Team	GP	GS	Att	Cmp	Pct	Yds	Yds/Att	TD	Int	Lg	Sk	Lst	Rating
2004	San Diego	1	1	42	31	73.8	319	7.6	2	1	44	2	11	101.2
2006	New Orleans	2	2	81	47	58.0	597	7.4	3	1	88t	6	51	88.3
2009	New Orleans	3	3	102	72	70.6	732	7.2	8	0	44t	2	15	117.0
2010	New Orleans	1	1	60	39	65.0	404	6.7	2	0	40	1	7	95.4
2011	New Orleans	2	2	106	73	68.9	928	8.8	7	2	66t	5	34	110.1
2013	New Orleans	2	2	73	44	60.3	559	7.7	2	2	52	3	9	81.9
NFL totals		11	11	464	306	65.9	3,539	7.6	24	6	88t	19	127	100.7
Saints totals		10	10	422	275	65.2	3,220	7.6	22	5	88t	17	116	100.6

**Career postseason record as starter:** 6-5 (.546); 0-1 (.000) in 2004, 1-1 (.500) in 2006, 3-0 (1.000) in 2009, 0-1 (.000) in 2010, 1-1 (.500) in 2011, 1-1 (.500) in 2013.

RUSHING						
Year	Team	Att	Yds	Avg	Lg	TD
2004	San Diego	5	17	3.4	7	0
2006	New Orleans	4	6	1.5	8	0
2009	New Orleans	5	-4	-0.8	0	0
2010	New Orleans	2	6	3.0	6	0
2011	New Orleans	5	4	0.8	5	0
2013	New Orleans	5	13	2.6	5	0
<b>NFL Totals</b>		<b>26</b>	<b>42</b>	<b>1.6</b>	<b>8</b>	<b>0</b>
<b>Saints Totals</b>		<b>21</b>	<b>25</b>	<b>1.2</b>	<b>8</b>	<b>0</b>

**POSTSEASON CAREER HIGHS:** Attempts — 63, at San Francisco (1/14/12); Completions — 40, at San Francisco (1/14/12); Completion Pct. — 82.1 (32 for 39), vs. Indianapolis (2/7/10); Passing Yards — 466, vs. Detroit (1/7/12); Long Pass — 88t, at Chicago (1/21/07); Interceptions — 2, at San Francisco (1/14/12); Passing TDs — 4, at San Francisco (1/14/12); Passer Rating — 134.4, vs. Detroit (1/7/12); Rushes — 5 (2x), last at Philadelphia (1/4/14); Rushing Yards — 17, vs. N.Y. Jets (1/8/05); Long Rush — 8, at Chicago (1/21/07); Rushing TDs — 0.



## MIKE BREWSTER

# 70

### C

HEIGHT: 6-4    WEIGHT: 305

COLLEGE: OHIO STATE

JOINED SAINTS: FA-14

NFL EXPERIENCE: 3

BORN: 7/27/89

**NFL CAREER** – Third-year pro has the ability to play both center and guard and will compete for a roster spot on the interior of the Saints offensive line. One of four undrafted rookies to make the Jacksonville Jaguars opening day roster in 2012, Brewster's played in 26 career games with 10 starts. He joined the Saints practice squad in week 17 after spending part of the season on the Dolphins practice roster.

**CAREER TRANSACTIONS** – Signed by Saints to reserve/future contract, 12/29/14; Signed to the Saints practice squad, 12/26/14; Released from the Miami Dolphins practice squad, 12/23/14; Signed to the Dolphins practice squad 11/11/14; Waived by the Jacksonville Jaguars, 8/29/14; Placed on injured reserve by Jacksonville (left ankle), 12/16/13; Placed on injured reserve by Jacksonville (hand), 12/11/12; Signed by Jacksonville as an undrafted free agent, 5/13/12.

**2014** – After going to training camp with Jaguars, spent six weeks on Dolphins practice squad and final week of season on Saints practice squad. **2013** – Saw action in career-high 14 games with three starts at LG...Inserted at LG, Sept. 8 vs. Kansas City in the fourth quarter after Will Rackley suffered a knee injury...Saw action at RG, Sept. 15 at Oakland in fourth quarter for injured Uche Nwaneri...Inserted into the game, Oct. 27 vs. San Francisco in second quarter at LG after injury to Rackley. Also saw action on special teams...Started at LG, Nov. 10, at Tennessee, first start of season, and also made start the following week, Nov. 17 vs. Arizona...inserted into game late in fourth quarter, Dec. 1 at Cleveland when Rackley left with an injury...Started at LG, Dec. 15 vs. Buffalo. Forced to leave in first quarter (fractured left ankle)...Placed on Injured Reserve, Dec. 16. **2012** – Played 12 games as rookie and made seven starts at LG...Missed final three games (hand)...Made NFL debut on Sept. 9 at Minnesota in season opener and played at RG and LG, filling in for injured Eben Britton and Uche Nwaneri... Played on special teams on Sept. 16, at Houston...Made first career start at LG on Sept. 23 at Indianapolis...Played the entire second half at LG on Sept. 30 vs. Cincinnati...Saw action on special teams and limited action at RG when Nwaneri left the game with an injury on Oct. 21 at Oakland...Started and played every snap at LG on Oct. 28 at Green Bay, Nov. 4 vs. Detroit, Nov. 8 vs. Indianapolis, Nov. 18 at Houston and Nov. 25 vs. Tennessee...Started at LG on Dec. 2 vs. Buffalo, and left the game in the second quarter with a hand injury but returned in third quarter...Inactive (hand) on Dec. 9 vs. N.Y. Jets...Was placed on Injured Reserve (hand), Dec. 11.

OWNERSHIP

FOOTBALL

ADMINISTRATION

RECORDS

HISTORY



# 70 Mike BREWSTER c (cont.)

**COLLEGE** – Four-year starter at Ohio State from 2008-11...Named with Mike Adams as Jim Parker Award co-winner as team's most outstanding offensive lineman as senior...One of four team captains as voted on by players...Ended career with 49 straight starts, the second-longest streak in school history (Luke Fickell, 50 starts)...Earned first-team All-America and first-team All-Big Ten as a junior...Was the only junior to be named a finalist for the Rimington Trophy as nation's outstanding center...A Freshman All-America honoree after making 10 starts...Graduated in December, 2011 with a bachelor's degree in strategic communications.

**PERSONAL** – Attended Edgewater (Orlando, Fla.) HS...Played offense and defense and earned All-State honors as a senior and All-America honors from *USA Today*, *Parade* and EA Sports...Regarded as a five-star prospect by Scout.com and was listed as the No. 1 center in the class of 2008...Full name: Michael Brewster...Twitter handle is @Brewster50.

## MIKE BREWSTER

Games Played/Started: Jacksonville — (2012, 12/7); (2013, 14/3) Totals: 26/10



## BRANDON BROWNER

# 39

## CB

HEIGHT: 6-4    WEIGHT: 221  
COLLEGE: OREGON STATE  
JOINED SAINTS: UFA-15 (NE)  
NFL EXPERIENCE: 6  
BORN: 8/2/84

**NFL CAREER** – A member of the secondary of two consecutive Super Bowl championship clubs, this tall, physical corner was added to the Saints secondary in the offseason to add competition. One of only five defensive players to ever emerge from the Canadian Football League and earn Pro Bowl status in the NFL, Browner has started all 45 regular season games he's appeared in and has registered career totals of 143 tackles (126 solo), 11 interception returns for 340 yards with two touchdowns, 46 passes defended, three forced fumbles and one fumble recovery. In 2014, for the Super Bowl XLIX Champion New England Patriots, he started all nine games he played in and finished with 26 tackles (22 solo), one 32-yard interception return and six passes defended. In three postseason games, he made seven stops (six solo) and a pass defended.

**CAREER TRANSACTIONS** – Agreed to terms with the New Orleans Saints on a three-year contract as an unrestricted free agent from New England, 3/12/15; Signed by New England Patriots as an unrestricted free agent from Seat-



FACTS		
In 2011, Browner became just the fifth defensive player to emerge from the Canadian Football League to earn Pro Bowl status in the NFL.		
FORMER DEFENSIVE CANADIAN FOOTBALL LEAGUE PLAYERS TO EARN PRO BOWL HONORS		
Player	Pro Bowl(s)	Team(s)
Brandon Browner	2011	Sea.
Cameron Wake	2010, 12-14	Mia.
Brendon Ayanbadejo	2006-08	Chi., Bal.
Shelton Quarles	2002	TB
Mike Nelms	1980-82	Wash.

tle, 3/15/14; Signed by Seattle Seahawks, 1/21/11; Released by Denver, 7/25/06; Placed on injured reserve by Denver, 8/25/05; Originally signed by Denver Broncos as a rookie free agent, 4/26/05.

## HONORS – 2011: Pro Bowl.

**2014** – Started all nine games he appeared in, in the regular season and posted 26 tackles (22 solo), one interception and six passes defended...Started all three postseason games and made seven stops (six solo) and one pass defended... Recorded three tackles in Super Bowl XLIX win vs. Seattle, 2/1/15. Also swatted away a fourth-quarter pass in the end zone intended for WR Chris Matthews to help preserve the Patriots' victory...Posted one tackle in AFC Championship game victory vs. Indianapolis, 1/18/15...Posted three tackles in the AFC Divisional Playoff win vs. Baltimore, 1/10/15...Posted four tackles and one pass defended in victory at N.Y. Jets, Dec. 21...Posted five tackles in win vs. Miami, Dec. 14...Posted four tackles in the victory at San Diego, Dec. 7...Posted two tackles and one pass defended at Green Bay, Nov. 30...Posted three tackles and two passes defended – both on third down throws intended for Calvin Johnson – in the win vs. Detroit, Nov. 26...Posted three tackles in victory at Indianapolis, Nov. 16...Posted two tackles in the win vs. Denver, Nov. 2. Picked off a Peyton Manning pass in the third quarter and returned it 30 yards to the Broncos 10-yard line... Vs. Chicago, Oct. 26, finished with three tackles and one pass defended on a Jay Cutler third-down throw intended for Martellus Bennett in the first quarter, forcing a Bears punt...Made his Patriots debut in a 27-25 victory vs. N.Y. Jets, Oct. 16...Suspended by NFL for the first four games of the season. **2013** – Started all eight games he played in for Seahawks and posted 19 tackles (18 solo), one interception and 10 passes defended...Missed four games with a groin injury and missed the final four games of the regular season and the playoffs due to an NFL suspension...Picked off Carson Palmer in win at Arizona, Oct. 17 and tied career-high with three passes defended. **2012** – Started all 12 regular season games in which he played for the Seahawks and registered 44 tackles (35 solo), three interceptions, seven passes defended, three forced fumbles and one fumble recovery. Started both playoff contests and posted six tackles (five solo) and a pass defended. Missed four games due to an NFL suspension... Was part of a de-

fense that finished first in scoring defense, third in opponent passer rating and fourth in yards allowed...Picked off Tony Romo inside the red zone vs. Dallas, Sept. 16...Fourth quarter pick of Christian Ponder sealed key 30-20 win vs. Minnesota, Nov. 4. **2011** – Started all 16 games for Seahawks and compiled 54 tackles (51 solo), a team-high six interceptions with two brought back for touchdowns and defended 23 passes. Earned first career Pro Bowl berth. Led team with six interceptions, including five in last six games...Became team's single-season record holder for return yards in a season with 220 (Dave Brown, 179 in 1984)...Tied a Seahawks club record with interceptions in four consecutive games...Brought back a pick of Eli Manning 94 yards for a touchdown at N.Y. Giants, Oct. 9, with 1:08 left to preserve win and extend lead to 36-25...Had career-high two interceptions vs. Philadelphia, Dec. 1. **2007-10** – Played four seasons with the Canadian Football League's Calgary Stampeders, was named to the CFL All-Star team in his last three seasons and won the Grey Cup in 2008. Played in 68 career games and totaled 206 tackles, two sacks, 12 interceptions and two touchdowns. Had a career-high 61 stops in 2008 and five interceptions in 2010. **2006** – Went to training camp with Denver. **2005** – Signed with Denver as an undrafted rookie free agent in 2005 and was placed on injured reserve with an arm injury during training camp.

**COLLEGE** – Started every game he played at Oregon State and finished his two-year career with 87 tackles, one sack, two forced fumbles, six interceptions with one touchdown and 15 passes defended...Compiled 44 tackles, a sack, nine passes defended and a blocked kick as a sophomore in 2004...Earned All-American and All Pac-10 Conference honors from *The NFL Draft Report* in 2004...Ranked ninth in the nation with six interceptions and recorded 43 tackles, two forced fumbles and six passes defended as redshirt freshman in 2003...Earned 2003 Pac-10 Freshman of the Year honors and was named to Freshman and All-American teams by the Football Writers Association and *The Sporting News*. Was also a member of the 2003 All-Pac -10 second team...Redshirted as a freshman in 2002...A teammate of Saints CB Keenan Lewis in 2004...Majoried in speech communications.

**PERSONAL** – Born Aug. 2, 1984...Attended Sylmar and Monroe High Schools in the San Fernando Valley, Calif. and was a Prep Star west All-Region and All-Valley Mission League selection as a senior playing defense and at receiver. Was also MVP of the Mission League on defense...On offense, he accounted for 1,726 career yards and 24 touchdowns as well as 16 career interceptions on defense. Also returned three punts for touchdowns as a senior...Participated in NFL Finance Camp at the University of Miami (Fla.) School of Business Administration in March, 2015...Hosted his first annual free youth football camp in his hometown in June, 2015.

## BRANDON BROWNER

Year	Team	GP	GS	Tot	TACKLES			Yds	INTERCEPTIONS					FUMBLES		
					Solo	Asst	Sk		No	Yds	Lg	TD	PD	FF	FR	Yds
2005	Denver								INJURED RESERVE							
2011	Seattle	16	16	54	51	3	0.0	0.0	6	220	94t	2	23	0	0	0
2012	Seattle	12	12	44	35	9	0.0	0.0	3	39	35	0	7	3	1	0
2013	Seattle	8	8	19	18	1	0.0	0.0	1	49	49	0	10	0	0	0
2014	New England	9	9	26	22	4	0.0	0.0	1	32	30	0	6	0	0	0
<b>NFL totals</b>		<b>45</b>	<b>45</b>	<b>143</b>	<b>126</b>	<b>17</b>	<b>0.0</b>	<b>0.0</b>	<b>11</b>	<b>340</b>	<b>94t</b>	<b>2</b>	<b>46</b>	<b>3</b>	<b>1</b>	<b>0</b>


**ADDITIONAL STATISTICS:** Punt Returns — (2012, 1 ret., -1 yd., -1 LG) **Total: 1 ret., -1 yd., -1 LG.**

**CAREER HIGHS:** Tackles — 8, vs. Atlanta (10/2/11); Sacks — 0; Interceptions — 2, vs. Philadelphia (12/1/11); Long Interception Return — 94t, at New York Giants (10/9/11); Passes Defensed — 3 (7x), last at Arizona (10/17/13); Forced Fumbles — 1 (3x), last at Chicago (12/2/12); Fumble Recoveries — 1, last at Carolina (10/7/12).

### POSTSEASON

Year	Team	GP	GS	Tot	TACKLES			Yds	INTERCEPTIONS					FUMBLES		
					Solo	Asst	Sk		No	Yds	Lg	TD	PD	FF	FR	Yds
2005	Denver								INJURED RESERVE							
2012	Seattle	2	2	6	5	1	0.0	0.0	0	0	0	0	1	0	0	0
2014	New England	3	3	7	6	1	0.0	0.0	0	0	0	0	1	0	0	0
<b>NFL Totals</b>		<b>5</b>	<b>5</b>	<b>13</b>	<b>11</b>	<b>2</b>	<b>0.0</b>	<b>0.0</b>	<b>0</b>	<b>0</b>	<b>0</b>	<b>0</b>	<b>2</b>	<b>0</b>	<b>0</b>	<b>0</b>

**POSTSEASON CAREER HIGHS:** Tackles — 4, at Washington (1/6/13); Passes Defensed — 1 (2x), last vs. Seattle (2/1/15).



## BRODRICK BUNKLEY

77

NT

HEIGHT: 6-2    WEIGHT: 306  
COLLEGE: FLORIDA STATE  
JOINED SAINTS: UFA-12 (DEN)  
NFL EXPERIENCE: 10  
BORN: 11/23/83

**NFL CAREER** — Bunkley contributed on defense in all 11 games he saw action in and anchored the middle of the defensive line with 23 tackles before suffering a season-ending quadriceps injury. Originally a first round (14th overall) selection in the 2006 NFL Draft by the Philadelphia Eagles, the nine-year veteran's played in 130 games with 101 starts with career totals of 384 tackles (221 solo), 8.5 sacks, nine passes defensed and three fumble recoveries.

**CAREER TRANSACTIONS** — Placed on injured reserve by the Saints, 11/28/14; Signed by New Orleans Saints to a five-year contract (UFA-DEN), 3/21/12; Acquired by the Denver Broncos from the Philadelphia Eagles, 8/1/11; Signed by Philadelphia to a six-year contract, 8/4/06; Selected in the first round (14th overall) of the 2006 NFL Draft by the Philadelphia Eagles.

**2014** — Started all 11 games he appeared in before being placed on injured reserve on Nov. 28. Finished with 23 tackles (13 solo)...Registered two tackles



(one solo) helping hold the Buccaneers to 66 yards rushing vs. Tampa Bay, Oct. 5...Started and played in 125th career game and part of an effort that allowed only 59 yards on 24 carries (2.5 avg.) at Detroit, Oct. 19...Started 100th career game and recorded three tackles (two solo) vs. Cincinnati, Nov. 16. **2013** – Appeared in 12 games with 10 starts at nose tackle and recorded 24 tackles (11 solo)... Started both playoff contests and finished with eight stops (five solo)...Left season opener vs. Atlanta, Sept. 8 (calf) and was inactive for next four contests before returning to action at New England, Oct. 13...Played an important role in the interior for a defense that made one of the most impressive statistical turnarounds in National Football League history, surrendering 134.4 fewer net yards per game and giving up 9.4 fewer points per game than in 2012. **2012** – Started all 15 games he appeared in. Recorded 32 tackles (18 solo), 2.5 sacks for a loss of 8.5 yards and two passes defended...Totaled season-high seven stops (four solo) and split a sack with Scott Shanle in his Saints debut vs. Washington, Sept. 9...Registered a sack of Michael Vick vs. Philadelphia, Nov. 5...Posted three tackles (one solo) and one pass defended at Atlanta, Nov. 29...Recorded six tackles (four solo) and one sack vs. Carolina, Dec. 30. **2011** – Appeared in all 16 games with 13 starts at NT with Denver...Finished with 43 tackles (33 solo)...Registered season-high five solo tackles vs. NYJ, Nov. 17...Played in both postseason contests with one start and totaled six tackles (four solo), one sack and one forced fumble... Recorded his first career postseason sack in Wild Card Playoff contest vs. Pittsburgh, 1/8/12...Forced a fumble in Divisional Playoff contest at New England, 1/14/12. **2010** – Played in 14 games with five starts in final season with the Philadelphia Eagles...Registered 34 tackles (20 solo) and a pass defended... Ranked second on the team with five tackles for a loss...Made one tackle in NFC Wild Card playoff vs. Green Bay, 1/9/11...Missed two contests with an elbow injury, snapping a 47-game starting streak. **2009** – Started all 16 games and recorded 58 tackles (37 solo), a sack for minus four yards, four passes defended and a fumble recovery...Tied for the team lead with six tackles for loss...Registered four tackles in Wild Card Playoff contest at Dallas, 1/4/10. **2008** – Started all 16 games and finished with career-high 82 tackles (46 solo), two sacks, one pass defended and one fumble recovery...Started all three postseason contests and recorded 13 tackles (five solo). **2007** – Started all 15 contests he appeared in and registered 75 tackles (35 solo) with a career-best three sacks for minus 20 yards and one fumble recovery...Recorded seven tackles (one solo) in his first career start at Green Bay, Sept. 9. **2006** – Appeared in 15 games in his rookie campaign and totaled 13 tackles (eight solo) and one pass defended...Played in both postseason contests but did not post any stats.

**COLLEGE** – Appeared in 44 career games with 22 starts as a four-year letterman at Florida State...Finished with 129 tackles and 11.5 sacks...Ranked fourth in school history with 37 stops for loss...Ranked second in the nation with 25 tackles for a loss in his senior season, the most in a season by a Seminole... Earned numerous All-American honors his senior year...Social science major.

**PERSONAL** – Attended Chamberlain (Tampa, Fla.) HS and was rated the state's second-best DT by *Florida Times-Union*...Led team to the state finals with 18.5 sacks as a senior and was selected to play in the Georgia-Florida All-Star Game...Born on Nov. 23, 1983 in Tampa, Fla.

## BRODRICK BUNKLEY

Year	Team	GP	GS	Tot	TACKLES			Yds	INTERCEPTIONS					FUMBLES		
					Solo	Asst	Sk		No	Yds	Lg	TD	PD	FF	FR	Yds
2006	Philadelphia	15	0	13	8	5	0.0	0.0	0	0	0	0	1	0	0	0
2007	Philadelphia	15	15	75	35	40	3.0	20.0	0	0	0	0	0	0	1	0
2008	Philadelphia	16	16	82	46	36	2.0	1.0	0	0	0	0	1	0	1	0
2009	Philadelphia	16	16	58	37	21	1.0	4.0	0	0	0	0	4	0	1	0
2010	Philadelphia	14	5	34	20	14	0.0	0.0	0	0	0	0	1	0	0	0
2011	Denver	16	13	43	33	10	0.0	0.0	0	0	0	0	0	0	0	0
2012	New Orleans	15	15	32	18	14	2.5	8.5	0	0	0	0	2	0	0	0
2013	New Orleans	12	10	24	11	13	0.0	0.0	0	0	0	0	0	0	0	0
2014	New Orleans	11	11	23	13	10	0.0	0.0	0	0	0	0	0	0	0	0
<b>NFL Totals</b>		<b>130</b>	<b>101</b>	<b>384</b>	<b>221</b>	<b>163</b>	<b>8.5</b>	<b>33.5</b>	<b>0</b>	<b>0</b>	<b>0</b>	<b>0</b>	<b>9</b>	<b>0</b>	<b>3</b>	<b>0</b>
<b>Saints Totals</b>		<b>38</b>	<b>36</b>	<b>79</b>	<b>42</b>	<b>37</b>	<b>2.5</b>	<b>8.5</b>	<b>0</b>	<b>0</b>	<b>0</b>	<b>0</b>	<b>2</b>	<b>0</b>	<b>0</b>	<b>0</b>

**CAREER HIGHS:** Tackles — 11, vs. N.Y. Giants (11/9/08); Sacks — 2, vs. Detroit (9/23/07); Interceptions — 0; Passes Defensed — 1 (9x), last at Atlanta (11/29/12); Fumble Recoveries — 1 (3x), last at Washington (10/26/09).

### POSTSEASON

Year	Team	GP	GS	Tot	TACKLES			Yds	INTERCEPTIONS					FUMBLES		
					Solo	Asst	Sk		No	Yds	Lg	TD	PD	FF	FR	Yds
2006	Philadelphia	2	0	0	0	0	0.0	0.0	0	0	0	0	0	0	0	0
2008	Philadelphia	3	3	13	5	8	0.0	0.0	0	0	0	0	0	0	0	0
2009	Philadelphia	1	1	4	3	1	0.0	0.0	0	0	0	0	0	0	0	0
2010	Philadelphia	1	0	1	1	0	0.0	0.0	0	0	0	0	0	0	0	0
2011	Denver	2	1	6	4	2	1.0	6.0	0	0	0	0	0	1	0	0
2013	New Orleans	2	2	8	5	3	0.0	0.0	0	0	0	0	0	0	0	0
<b>NFL Totals</b>		<b>11</b>	<b>7</b>	<b>32</b>	<b>18</b>	<b>14</b>	<b>1.0</b>	<b>6.0</b>	<b>0</b>	<b>0</b>	<b>0</b>	<b>0</b>	<b>0</b>	<b>1</b>	<b>0</b>	<b>0</b>
<b>Saints Totals</b>		<b>2</b>	<b>2</b>	<b>8</b>	<b>5</b>	<b>3</b>	<b>0.0</b>	<b>0.0</b>	<b>0</b>	<b>0</b>	<b>0</b>	<b>0</b>	<b>0</b>	<b>0</b>	<b>0</b>	<b>0</b>

**POSTSEASON CAREER HIGHS:** Tackles — 6, at N.Y. Giants (1/11/09); Sacks — 1, vs. Pittsburgh (1/8/12); Interceptions — 0; Forced Fumbles — 1, at New England (1/14/12); Fumble Recoveries — 0.



## RAFAEL BUSH

25

S

HEIGHT: 5-11 WEIGHT: 205  
COLLEGE: SOUTH CAROLINA STATE  
JOINED SAINTS: WAI-12 (DEN)  
NFL EXPERIENCE: 5  
BORN: 5/12/87

**NFL CAREER** – Bush is a fifth-year safety who originally came into the NFL in 2010 as an undrafted free agent out of South Carolina State. After appearing in six regular season games and three postseason contests with the Atlanta Falcons and Denver Broncos and enjoying two stints on the Falcons practice squad, Bush joined the Saints immediately following the end of the 2012 preseason and has been a significant contributor both in the secondary and on special teams. In 2014, he appeared in 10 games with seven starts before his season was cut short with a leg injury, posting a career-high 73 tackles (45 solo), three passes defensed and one special teams stop.

**CAREER TRANSACTIONS** – Placed on injured reserve, 11/18/14; Offer

## 25 Rafael BUSH s (cont.)

sheet matched by New Orleans, 4/7/14; Signed to an offer sheet by Atlanta Falcons, 4/3/14; Re-signed by New Orleans, 2/14/13; Claimed by the New Orleans Saints off of waivers from Denver, 9/1/12; Waived by Denver, 8/31/12; Signed to Denver Broncos active roster from Atlanta practice squad, 10/18/11; Signed to Falcons practice squad, 9/4/11; Waived by Falcons, 9/3/11; Signed to Falcons active roster from the practice squad, 12/29/10; Signed to the Falcons practice squad, 9/5/10; Waived by Atlanta, 9/4/10; Originally signed by Atlanta Falcons as an undrafted free agent, 4/26/10.

**2014** – Played in 10 games with seven starts before suffering a season-ending leg injury in Week 11...Posted a career-high 73 tackles (45 solo), three passes defended and one special teams stop...In his first game as a permanent starter following a season-ending knee injury suffered to Jairus Byrd at practice, posted a career-high 13 tackles (nine solo) and one pass defended vs. Tampa Bay, Oct. 5...Suffered a season-ending leg injury that would require surgery vs. Cincinnati, Nov. 16 and placed on injured reserve, Nov. 18. **2013** – Appeared in 13 regular season games with six starts and posted 46 tackles (29 solo), six passes defended, one forced fumble, one fumble recovery and four special teams stops...Played in both postseason games with one start and recorded eight tackles (six solo)...Received his first career start at nickelback and saw action on special teams vs. Miami, Sept. 30, finishing with five stops (four solo), one pass defense and one fumble recovery...Started at nickelback and posted six tackles (four solo) at Chicago, Oct. 6...Started at nickelback and posted a career-high nine tackles (seven solo), forced one fumble and had a special teams stop at New England, Oct. 13...Started and also saw action on special teams at N.Y. Jets, Nov. 3 and recorded seven tackles (two solo) and posted a special teams stop...Inactive for Weeks 14-16 contests (ankle)...Returned to action and starting lineup in regular season finale vs. Tampa Bay, Dec. 29 and posted four stops (three solo) and a career-high three passes defended...Started NFC Wild Card Playoff at Philadelphia, 1/4/14, and posted five tackles (three solo)...Made three solo tackles in NFC Divisional Playoff at Seattle, 1/11/14. **2012** – After being picked up off of waivers at the end of the preseason by the Saints, Bush appeared in all 16 games and led the club with 15 special teams tackles, also adding a fumble recovery on coverage. On defense, recorded 13 tackles (nine solo), an interception, a pass defended, a forced fumble and a fumble recovery...In Saints debut vs. Washington, Sept. 9, registered a career-high three special teams tackles...Tallied two special teams stops vs. San Diego, Oct. 7...Recovered a fumble on special teams vs. San Francisco, Nov. 25...Filled up the stat sheet with four stops (two solo), a forced fumble, a fumble recovery and a special teams stop at Atlanta, Nov. 29...In his most extensive action on defense to date, finished with four tackles (three solo), a 40-yard interception return and one pass defended vs. Tampa Bay, Dec. 16...Had one solo tackle, while tying his career-high with three special teams stops at Dallas, Dec. 23. **2011** – Appeared in six regular season games and two postseason contests for the Broncos. Posted three special teams stops in regular season. Saw first career action on defense in the postseason in two games and recorded nine tackles (three solo). **2010** – Spent first 16 weeks of his rookie season on the Falcons practice squad...Named to the active roster for the last week of the regular season and first two weeks of postseason, and appeared in one playoff contest.

**COLLEGE** – Attended South Carolina State University...Posted 222 career tackles...As a senior, recorded 54 stops, scored three touchdowns to rank fourth on the Bulldogs and earned Defensive MVP honors from coaches...Named to school's All-Decade Team.

**PERSONAL** – Attended Williston-Elko (Williston, S.C.) HS...Registered more than 3,500 rushing yards as a three-year starter at RB...Named All-State, All-Region and All-Area during each of his three years as a starter, highlighted by his 1,800-yard, 28-touchdown campaign as a junior...Born on May 12, 1987 in Williston, South Carolina.

## RAFAEL BUSH

Year	Team	GP	GS	Tot	TACKLES			Yds	INTERCEPTIONS					FUMBLES		
					Solo	Asst	Sk		No	Yds	Lg	TD	PD	FF	FR	Yds
2010	Atlanta	0	0	0	0	0	0.0	0.0	0	0	0	0	0	0	0	0
2011	Denver	6	0	0	0	0	0.0	0.0	0	0	0	0	0	0	0	0
2012	New Orleans	16	0	13	9	4	0.0	0.0	1	40	40	0	1	1	1	1
2013	New Orleans	13	6	46	29	17	0.0	0.0	0	0	0	0	6	1	1	0
2014	New Orleans	10	7	73	45	28	0.0	0.0	0	0	0	0	3	0	0	0
<b>NFL Totals</b>		<b>45</b>	<b>13</b>	<b>132</b>	<b>83</b>	<b>49</b>	<b>0.0</b>	<b>0.0</b>	<b>1</b>	<b>40</b>	<b>40</b>	<b>0</b>	<b>10</b>	<b>2</b>	<b>2</b>	<b>1</b>
<b>Saints Totals</b>		<b>39</b>	<b>13</b>	<b>132</b>	<b>83</b>	<b>49</b>	<b>0.0</b>	<b>0.0</b>	<b>1</b>	<b>40</b>	<b>40</b>	<b>0</b>	<b>10</b>	<b>2</b>	<b>2</b>	<b>1</b>


**ADDITIONAL STATISTICS:** Special Teams Tackles — (2011, 3); (2012, 15); (2013, 4); (2014, 1) **Total: 23;** Special Teams Fumble Recoveries — (2012, 1) **Total: 1**

**CAREER HIGHS:** Tackles — 13, vs. Tampa Bay (10/5/14); Sacks — 0; Interceptions — 1, vs. Tampa Bay (12/16/12); Passes Defensed — 3, vs. Tampa Bay (12/29/13); Forced Fumbles — 1 (2x), last at New England (10/13/13); Fumble Recoveries — 1 (2x), last vs. Miami (9/30/13); Special Teams Tackles — 3 (2x), last at Dallas (12/23/12).

### POSTSEASON

Year	Team	GP	GS	Tot	TACKLES			Yds	INTERCEPTIONS					FUMBLES		
					Solo	Asst	Sk		No	Yds	Lg	TD	PD	FF	FR	Yds
2010	Atlanta	1	0	0	0	0	0.0	0.0	0	0	0	0	0	0	0	0
2011	Denver	2	0	9	3	6	0.0	0.0	0	0	0	0	0	0	0	0
2013	New Orleans	2	1	8	6	2	0.0	0.0	0	0	0	0	0	0	0	0
<b>NFL Totals</b>		<b>5</b>	<b>1</b>	<b>17</b>	<b>9</b>	<b>8</b>	<b>0.0</b>	<b>0.0</b>	<b>0</b>	<b>0</b>	<b>0</b>	<b>0</b>	<b>0</b>	<b>0</b>	<b>0</b>	<b>0</b>
<b>Saints Totals</b>		<b>2</b>	<b>1</b>	<b>8</b>	<b>6</b>	<b>2</b>	<b>0.0</b>	<b>0.0</b>	<b>0</b>	<b>0</b>	<b>0</b>	<b>0</b>	<b>0</b>	<b>0</b>	<b>0</b>	<b>0</b>

**POSTSEASON CAREER HIGHS:** Tackles — 8, at New England (1/14/12); Sacks — 0; Interceptions — 0; Forced Fumbles — 0; Fumble Recoveries — 0.



**JAIUS  
BYRD**

**31**

**S**

HEIGHT: 5-10 WEIGHT: 203  
COLLEGE: OREGON  
JOINED SAINTS: UFA-14 (BUF)  
NFL EXPERIENCE: 7  
BORN: 10/7/86

**NFL CAREER** – Byrd was an important addition to the secondary when the Saints signed him as an unrestricted free agent from Buffalo in 2014. In 2015,

## 31 JairusBYRD s (cont.)

he's expected to bolster the defense with his aggressive play, leadership and knack for creating turnovers. Prior to a season-ending knee injury suffered in practice in early October, Byrd had been among the club's leading tacklers with 29 stops (21 solo), two passes defended and one forced fumble. In his first six NFL seasons, Byrd has appeared in 77 games with 70 starts and recorded 381 stops (277 solo), three sacks, 22 interceptions, with two brought back for touchdowns, 35 passes defended, 12 forced fumbles and five fumble recoveries.

**CAREER TRANSACTIONS** – Placed on injured reserve by New Orleans Saints, 10/7/14; Agreed to terms with Saints on a six-year contract (UFA-BUF), 2/14/14; Re-signed by Buffalo Bills to one-year contract as Franchise Player, 8/20/13; Designated Franchise Player by Buffalo, 3/1/13; Placed on Injured Reserve by Buffalo, 12/23/09; Signed by Buffalo to four-year contract, 7/29/09; Selected by Buffalo in the second round (42nd overall) of the 2009 NFL Draft.

**HONORS** – **2013:** Pro Bowl; *Associated Press* second-team All-Pro; **2012:** Pro Bowl; *AP* second-team All-Pro; *The Sporting News* first-team All-Pro; NFC Defensive Player of the Week (Week 6); GMC Never Say Never Moment of the Week (Week 12); **2010:** Bills Ed Block Courage Award Winner; *Sporting News* Top 25 Under 25; **2009:** Pro Bowl; *The Sporting News* second-team All-Pro; NFL Defensive Rookie of the Month (October); All-Rookie (*Pro Football Weekly*/Pro Football Writers of America, *The Sporting News*, Football Outsiders, *Dallas Morning News*).

**2014** – Started first four games at FS, before suffering season-ending knee injury suffered in practice that required him to undergo surgery. Finished with 29 tackles (21 solo), one pass defended and one forced fumble...Stripped Julio Jones of ball to go with six tackles (five solo) in his Saints debut at Atlanta, Sept. 7.

**2013** – Played in 11 games with nine starts after missing the first five games with a foot injury. Finished the season with 48 tackles and four interceptions and was named to his third Pro Bowl...Inactive for first five games (foot)...Made his first start of the year at New Orleans, Oct. 27 and produced three tackles and a pass defended...Totaled four tackles vs. Kansas City, Nov. 3, as the defense yielded 115 passing yards...Posted his first interception of the season which led to a Bills FG at Pittsburgh, Nov. 10...Became first Bill ever and only player in week 11 to produce two interceptions and one sack vs. N.Y. Jets, Nov. 17. Helped pass defense yield a season-low 12 completions and added four tackles, including one stop for a loss, a quarterback hit and two passes defended...Totaled season-high nine tackles vs. Atlanta, Dec. 1...Recorded fourth interception of 2013 and 22nd of his career, also adding four tackles at Tampa Bay, Dec. 8...Totaled six tackles at Jacksonville, Dec. 15...Recorded two stops as pass defense yielded season-low 89 passing yards vs. Miami, Dec. 22. **2012** – Started all 16 games for Bills. Led team with five interceptions, Recording 76 tackles (53 solo), four forced fumbles and six pass deflections. Selected to Pro Bowl...Posted five tackles at New York Jets, Sept. 9...Recorded first pick of season and tied for a team-high seven tackles vs. Kansas City, Sept. 16...Posted three tackles, including a stop for a loss at Cleveland, Sept. 23...Forced two fumbles and had one fumble recovery with the

first FF/FR being converted into a TD on the ensuing possession vs. New England, Sept. 30... Totaled three defensive stops (one solo) at San Francisco, Oct. 7... Posted two interceptions and helped seal the victory with his interception return in overtime that set the offense up at the Arizona six-yard line at the Cardinals, Oct. 14. Rian Lindell kicked the game-winning field goal on the ensuing possession. Added four tackles, a stop for loss and two passes defended... Posted six tackles and one forced fumble vs. Tennessee, Oct. 21... Made five tackles at Houston, Nov. 4... Totaled four tackles at New England, Nov. 11... Halted a Miami drive in the fourth quarter with his fourth interception of the season vs. Miami, Nov. 15. Also had a fumble recovery in the first quarter... Tied for the team-lead with six tackles including one stop for a loss at Indianapolis, Nov. 25... Posted his first interception of the season to halt Jacksonville's final drive vs. the Jaguars, Dec. 2... Totaled four tackles and a forced fumble at Miami, Dec. 23. Four forced fumbles on the season were the most by a Bill since Aaron Schobel

## WORTH NOTING

### NFL INTERCEPTION LEADERS SINCE 2009

Player	Interceptions
1. Asante Samuel	25
2t. Richard Sherman	24
2t. Charles Woodson	24
4. Aquib Talib	23
5t. Jairus Byrd	22
5t. Tramon Williams	22

(5) in 2007. **2011** – Started all 16 games and recorded 98 tackles (75 solo), one sack, three interceptions, eight passes defended, three forced fumbles and one fumble recovery... Posted five tackles, including one stop for a loss and helped defense hold Kansas City to 119 passing yards at Chiefs, Sept. 11... Led defensive backs with 10 tackles vs. Oakland, Sept. 18... Posted game-high and career-high 12 tackles and added two passes defended vs. New England, Sept. 25... Forced a fumble and recovered ball from Jason Avant in the third quarter, while adding eight tackles including one for a loss vs. Philadelphia, Oct. 9... Posted four tackles at N.Y. Giants, Oct. 16... Registered his first interception and sack of the season vs. Washington, Oct. 30, adding four tackles... Recorded his second interception of the season and added six tackles vs. N.J. Jets, Nov. 6... Tied for a game-high eight tackles and posted a forced fumble at Dallas, Nov. 13... Led defensive backs with nine tackles including one stop for loss vs. Tennessee, Dec. 4... Scored on a 37-yard interception return for a touchdown in the fourth quarter, adding seven tackles and one pass defended vs. Denver, Dec. 24, as the Bills held Tim Tebow to a 35.4 rating.

**2010** – Appeared in 16 games with 14 starts for Bills. Recorded 88 tackles (61 solo), four passes defended, one sack, one forced fumble, one fumble recovery and one interception... Posted seven tackles and also recorded his first career fumble recovery, which resulted in a TD, the team's first turnover of the season at New England, Sept. 26... Posted 10 tackles vs. Chicago, Nov. 7... Produced 11 tackles and a forced fumble and fumble recovery that led to Buffalo FG and tied game at 13 in 4th quarter vs. Pittsburgh, Nov. 28... Forced career-high two fumbles and added eight tackles vs. Cleveland, Dec. 12... Recorded first sack of career and added four solo tackles, a tackle for loss and a QB hit at Miami, Dec. 19.

**2009** – Appeared in 14 games with 11 starts as a rookie and finished with 42



## CAREER GAME BY GAME

DEFENSE											
2014		GP	ST	SOLO	AST	TOT	SACK/YDS	INT/YDS	PD	FF	FR
9/7	@ATL	X	X	5	1	6	0 0	0 0	0	1	0
9/14	@CLE	X	X	5	2	7	0 0	0 0	1	0	0
9/21	MIN	X	X	5	2	7	0 0	0 0	0	0	0
9/28	@DAL	X	X	6	3	9	0 0	0 0	1	0	0
10/5	TB						Inactive (knee)				
10/19	@DET						Injured Reserve				
10/26	GB						Injured Reserve				
10/30	@CAR						Injured Reserve				
11/9	SF						Injured Reserve				
11/16	CIN						Injured Reserve				
11/24	BAL						Injured Reserve				
11/30	@PIT						Injured Reserve				
12/7	CAR						Injured Reserve				
12/15	@CHI						Injured Reserve				
12/21	ATL						Injured Reserve				
12/28	@TB						Injured Reserve				
2014 Season		4	4	21	8	29	0 0	0 0	2	1	0
2013		GP	ST	SOLO	AST	TOT	SACK/YDS	INT/YDS	PD	FF	FR
9/8	NE						Inactive (foot)				
9/15	CAR						Inactive (foot)				
9/22	@NYJ						Inactive (foot)				
9/29	BAL						Inactive (foot)				
10/3	@CLE						Inactive (foot)				
10/13	CIN	X		2	2	4	0 0	0 0	1	0	0
10/20	@MIA	X		4	0	4	0 0	0 0	0	0	0
10/27	@NO	X	X	3	0	3	0 0	0 0	1	0	0
11/3	KC	X	X	3	1	4	0 0	0 0	0	0	0
11/10	@PIT	X	X	4	1	5	0 0	1 57	1	0	0
11/17	NYJ	X	X	3	1	4	1 9	2 9	2	0	0
12/1	ATL	X	X	6	3	9	0 0	0 0	0	0	0
12/8	@TB	X	X	3	1	4	0 0	1 19	1	0	0
12/15	@JAX	X	X	5	1	6	0 0	0 0	0	0	0
12/22	MIA	X	X	2	0	2	0 0	0 0	0	0	0
12/29	@NE	X	X	2	1	3	0 0	0 0	0	1	0
2013 Season		11	9	37	11	48	1 9	4 85	6	1	0
2012		GP	ST	SOLO	AST	TOT	SACK/YDS	INT/YDS	PD	FF	FR
9/9	@NYJ	X	X	3	2	5	0 0	0 0	0	0	0
9/16	KC	X	X	4	3	7	0 0	1 0	1	0	0
9/23	@CLE	X	X	3	0	3	0 0	0 0	0	0	0
9/30	NE	X	X	5	4	9	0 0	0 0	0	2	1
10/7	@SF	X	X	1	2	3	0 0	0 0	0	0	0
10/14	@ARZ	X	X	4	0	4	0 0	2 36	2	0	0
10/21	TEN	X	X	4	2	6	0 0	0 0	0	1	0
11/4	@HOU	X	X	4	1	5	0 0	0 0	0	0	0
11/11	@NE	X	X	3	1	4	0 0	0 0	0	0	0
11/15	MIA	X	X	2	2	4	0 0	1 0	2	0	1
11/25	@IND	X	X	5	1	6	0 0	0 0	0	0	0
12/2	JAX	X	X	1	0	1	0 0	1 45	1	0	0
12/9	StL	X	X	4	1	5	0 0	0 0	0	0	0
12/16	SEA	X	X	3	2	5	0 0	0 0	0	0	0
12/23	@MIA	X	X	4	0	4	0 0	0 0	0	1	0
12/30	NYJ	X	X	3	2	5	0 0	0 0	0	0	0
2012 Season		16	16	53	23	76	0 0	5 81	6	4	2

tackles (30 solo), nine interceptions to tie for NFL lead and 11 passes defended. Third Bills rookie to be selected to Pro Bowl...Made his first career NFL start as the team's fifth defensive back vs. New Orleans, Sept. 27 and totaled five tackles...Made first career start at FS at Miami, Oct. 4 and made three solo tackles

## DEFENSE

2011	GP	ST	SOLO	AST	TOT	SACK/YDS	INT/YDS	PD	FF	FR
9/11 @KC	X	X	5	0	5	0 0	0 0	0	0	0
9/18 OAK	X	X	8	2	10	0 0	0 0	0	0	0
9/25 NE	X	X	8	4	12	0 0	0 0	2	0	0
10/2 @CIN	X	X	5	2	7	0 0	0 0	0	0	0
10/9 PHI	X	X	8	0	8	0 0	0 0	1	1	1
10/16 @NYG	X	X	2	2	4	0 0	0 0	0	0	0
10/30 WAS	X	X	3	1	4	1 9	1 22	1	0	0
11/6 NYJ	X	X	3	3	6	0 0	1 29	1	0	0
11/13 @DAL	X	X	6	2	8	0 0	0 0	0	1	0
11/20 @MIA	X	X	5	0	5	0 0	0 0	0	0	0
11/27 @NYJ	X	X	4	0	4	0 0	0 0	1	0	0
12/4 TEN	X	X	8	1	9	0 0	0 0	0	1	0
12/11 @SD	X	X	1	2	3	0 0	0 0	0	0	0
12/18 MIA	X	X	3	0	3	0 0	0 0	1	0	0
12/24 DEN	X	X	5	2	7	0 0	1 37	1	0	0
1/1 @NE	X	X	1	2	3	0 0	0 0	0	0	0
2011 Season	16	16	75	23	98	1 9	3 88	8	3	1

2010	GP	ST	SOLO	AST	TOT	SACK/YDS	INT/YDS	PD	FF	FR
9/12 MIA	X		0	0	0	0 0	0 0	0	0	0
9/19 @GB	X	X	3	1	4	0 0	0 0	0	0	0
9/26 @NE	X	X	5	2	7	0 0	0 0	0	0	1
10/3 NYJ	X	X	3	4	7	0 0	0 0	0	0	0
10/10 JAX	X	X	4	1	5	0 0	0 0	0	0	0
10/24 @BAL	X	X	2	0	2	0 0	0 0	0	0	0
10/31 @KC	X		2	2	4	0 0	0 0	0	0	0
11/7 CHI	X	X	6	4	10	0 0	0 0	0	0	0
11/14 DET	X	X	4	2	6	0 0	0 0	1	0	0
11/21 @CIN	X	X	2	1	3	0 0	0 0	0	0	0
11/28 PIT	X	X	7	4	11	0 0	0 0	0	1	1
12/5 @MIN	X	X	3	0	3	0 0	0 0	0	0	0
12/12 CLE	X	X	6	2	8	0 0	0 0	0	2	0
12/19 @MIA	X	X	4	0	4	1 3	0 0	0	0	0
12/26 NE	X	X	6	2	8	0 0	0 0	0	0	0
1/2 @NYJ	X	X	4	2	6	0 0	1 37	1	0	0
2010 Season	16	14	61	27	88	1 3	1 37	2	3	2

2009	GP	ST	SOLO	AST	TOT	SACK/YDS	INT/YDS	PD	FF	FR
9/14 @NE	X		3	0	3	0 0	0 0	0	0	0
9/20 TB	X		0	1	1	0 0	0 0	0	0	0
9/27 NO	X	X	3	2	5	0 0	0 0	0	0	0
10/4 @MIA	X	X	3	0	3	0 0	0 0	1	0	0
10/11 CLE	X	X	4	3	7	0 0	1 14	1	0	0
10/18 @NYJ	X	X	2	1	3	0 0	2 10	3	0	0
10/25 @CAR	X	X	2	0	2	0 0	2 67	2	0	0
11/1 HOU	X	X	2	3	5	0 0	2 9	2	0	0
11/15 @TEN	X	X	1	1	2	0 0	1 0	1	0	0
11/22 @JAX	X	X	2	0	2	0 0	0 0	0	0	0
11/29 MIA	X	X	1	0	1	0 0	0 0	0	0	0
12/3 NYJ	X	X	4	0	4	0 0	0 0	0	0	0
12/13 @KC	X		3	1	4	0 0	1 18	1	0	0
12/20 NE	X	X	0	0	0	0 0	0 0	0	0	0
12/27 TB						Injured Reserve				
1/3 @CAR						Injured Reserve				
2009 Season	14	11	30	12	42	0 0	9 118	11	0	0

and a pass defended...Posted first career interception and led Bills defensive backs with seven tackles vs. Cleveland, Oct. 11...Posted first multi-interception game (2) at New York Jets, Oct. 18. Second interception led to Buffalo's game-tying touchdown in third quarter. Became first Bills rookie with interceptions in



## 31 JairusBYRD s (cont.)

OWNERSHIP

FOOTBALL

ADMINISTRATION

RECORDS

HISTORY

consecutive games since Nate Clements in 2001 (games 14-15). And became the first Bills rookie with three picks in season since Clements in 2001...Recorded two interceptions which led to both Buffalo touchdowns at Carolina, Oct. 25. Became the fifth Bill to post multiple interceptions in consecutive weeks and first since Kurt Schulz in 1996 (2 vs. Cin., 11/17/96; 2 vs. N.Y.J., 11/24/96). The first NFL rookie to post two-plus interceptions in consecutive games since Everson Walls (Dallas) in 1981. Also became the first NFL rookie with five interceptions in a calendar month since Mark Carrier (Chicago) in 1990...Totaled two interceptions and five tackles vs. Houston, Nov. 1. Became first rookie and second NFL player to have three consecutive multi-interception games (joining Dave Baker (SF) 1960, games 8-10). Became the fourth Bill with three multi-INT games in one season (Archie Matsos 4-1960), Billy Atkins (4-1961) and Tom Janik (3-1966)...Recorded an interception for the fifth consecutive game setting a new Buffalo Bills team record at Tennessee, Nov. 15. Became the second NFL player since 1970 to record an interception in five consecutive games in his first NFL season (Kansas City's Eric Harris, 1980)...Posted his ninth interception of the season and set the team's rookie interception record at Kansas City, Dec. 13...Placed on injured reserve, Dec. 23.

**COLLEGE** – Byrd started each of final 37 contests during a 39-game career at LCB, recording 203 tackles (143 solo), six stops for losses of 17 yards, four forced fumbles and two fumble recoveries. Deflected 53 passes, leaving school ranked fourth in Ducks history...Gained 113 yards on 17 interception returns (6.6 avg.), as he departed Oregon with his pick total tied for second on the school career-record list...Political science major.

**PERSONAL** – Prepped at Clayton (Mo.) HS, where he was named the state 4A Offensive Player of the Year in leading the Greyhounds to the 2004 state championship, playing QB, S, WR and on special teams...Ranked fourth in state in scoring (158 points), rushing for 1,480 yards (7th in state) while averaging 8.76 yards per carry and scoring 26 touchdowns...In addition, he passed for another 1,038 yards (65-128) and 13 scores...Also was afforded first-team all-state accolades on defense as his team's second-leading tackler and posted 71 stops (60 solo), seven interceptions (5th in the state), three sacks and two fumble recoveries...Completed the package with six catches for 125 yards (20.8 avg.), 10 kickoff returns (30.1 avg.), 15 returned punts (13.3 avg.) in addition to punting the football 18 times for a 37.6-yard clip...Son of Marilyn and Gill Byrd, Sr...Father was a 1983 first-round draft pick out of San Jose State and a two-time Pro Bowl selection while playing cornerback for the San Diego Chargers (1983-92)...Gill Sr. went on to join the coaching ranks serving as the secondary coach for the St. Louis Rams (2003-05) before joining the Chicago Bears (2006-12) as a defensive quality control coach...He is currently the cornerbacks coach for the Tampa Bay Buccaneers...Jairus' older brother, Gill, Jr. was a defensive back at New Mexico State (2004-06)...Has participated in numerous community initiatives throughout his NFL career...In 2014, visited Harahan Elementary as part of the team's Rotolo's Literacy Program...Born Jairus Keelon Byrd in San Diego, Calif.

## JAIURUS BYRD

Year	Team	GP	GS	Tot	TACKLES			Yds	INTERCEPTIONS					FUMBLES		
					Solo	Asst	Sk		No	Yds	Lg	TD	PD	FF	FR	Yds
2009	Buffalo	14	11	42	30	12	0.0	0.0	9	118	37	0	11	0	0	0
2010	Buffalo	16	14	88	61	27	1.0	3.0	1	37	37t	1	2	3	2	0
2011	Buffalo	16	16	98	75	23	1.0	9.0	3	88	37t	1	8	3	1	0
2012	Buffalo	16	16	76	53	23	0.0	0.0	5	81	45	0	6	4	2	0
2013	Buffalo	11	9	48	37	11	1.0	9.0	4	85	57	0	6	1	0	0
2014	New Orleans	4	4	29	21	8	0.0	0.0	0	0	0	0	2	1	0	0
<b>NFL totals</b>		<b>77</b>	<b>70</b>	<b>381</b>	<b>277</b>	<b>104</b>	<b>3.0</b>	<b>21.0</b>	<b>22</b>	<b>409</b>	<b>57</b>	<b>2</b>	<b>35</b>	<b>12</b>	<b>5</b>	<b>0</b>
<b>Saints Totals</b>		<b>4</b>	<b>4</b>	<b>29</b>	<b>21</b>	<b>8</b>	<b>0.0</b>	<b>0.0</b>	<b>0</b>	<b>0</b>	<b>0</b>	<b>0</b>	<b>2</b>	<b>1</b>	<b>0</b>	<b>0</b>

**CAREER HIGHS:** Tackles — 12, vs. New England (9/25/11); Sacks — 1 (3x), last vs. New York Jets (11/17/13); Interceptions — 2 (5x), last vs. New York Jets (11/17/13); Int. Ret for TD — 1 (2x), last vs. Denver (12/24/11); Passes Defensed — 3, at New York Jets (10/18/09); Forced Fumbles — 2, vs. New England (9/30/12); Fumble Recoveries — 1 (5x), last vs. Miami (11/15/12).



## ORSON CHARLES

81

TE

HEIGHT: 6-3 WEIGHT: 254  
COLLEGE: GEORGIA  
JOINED SAINTS: FA-14  
NFL EXPERIENCE: 3  
BORN: 1/27/91

**NFL CAREER** – Originally a fourth round draft pick by the Cincinnati Bengals in 2012, Orson Charles played in 29 games and started six contests while with the Bengals in his first two seasons, recording nine receptions for 109 yards. After spending most of the 2014 campaign on the New Orleans practice squad, Charles will compete for a roster spot in training camp in 2015.

**CAREER TRANSACTIONS** – Signed to reserve/future contract, 12/29/14; Signed to Saints practice squad, 9/23/14; Released from Tennessee practice squad, 9/9/14; Signed to Tennessee practice squad, 9/1/14; Waived by Cincinnati, 8/30/14; Signed by Cincinnati to a four-year contract, 5/11/12; Selected by the Cincinnati Bengals in the fourth round (116th overall) of the 2012 NFL Draft.

**2014** – Spent the final 14 weeks of the season on the Saints practice squad after being a member of the Tennessee Titans practice squad in Week 1. **2013** – Played in 13 games while making one catch for eight yards vs. Baltimore, Dec. 29.

**2012** – Played in all 16 regular season games, with six starts, also opening the AFC Wild Card Playoff at Houston, 1/5/13... Totaled eight receptions for 101 yards... Had leaping 25-yard catch between two defenders early in the fourth quarter early in fourth quarter at Washington, Sept. 23... Hauled in a 19-yard catch vs. New York Giants, Nov. 11... Caught two passes for 14 yards vs. Oakland, Nov. 25.





# 81 OrsonCHARLES TE (cont.)

**COLLEGE** – Played three seasons at the University of Georgia, entering the NFL draft after his junior campaign...Appeared in 40 career games for the Bulldogs, with 26 of his 29 starts coming his last two seasons...Caught 94 passes for 1370 yards and 10 touchdowns...First-team All-SEC nods his junior year in 2011 from the *Associated Press*, ESPN.com, and SEC coaches...Led all tight ends at the 2012 NFL Scouting Combine with 35 reps in bench press...Sociology major, earning Academic Honor Roll honors from SEC and Georgia athletic director’s office in each of his three seasons.

**PERSONAL** – Played his first three prep seasons at Riverview (Fla.) HS, and transferred to Plant (Tampa, Fla.) HS for his senior year...Started at both tight end and defensive end in 2008 as Plant finished second in the state with 14-1 record, and his contributions on offense included 75 receptions for 1421 yards and 21 TDs...As a senior at Plant, rated by Rivals.com as the second-best receiver and the seventh-best high school prospect in Florida...Enjoys playing pool, bowling and fishing.

## ORSON CHARLES

		RECEIVING						
Year	Team	GP	GS	No	Yds	Avg	Lg	TD
2012	Cincinnati	16	6	8	101	12.6	25	0
2013	Cincinnati	13	0	1	8	8.0	8	0
NFL Totals		29	6	9	109	12.1	25	0

**ADDITIONAL STATISTICS:** Kickoff Returns — (2012, 2 ret., 17 yards, 10 long) **Total: 2 ret., 17 yards, 10 long.**

**CAREER HIGHS:** Receptions:— 2, at Oakland (11/25/12); **Receiving Yards** — 25, at Washington (9/12/12); **Long Reception** — 25, at Washington (9/23/12); **Receiving TDs** — 0.

### POSTSEASON

				RECEIVING				
Year	Team	GP	GS	No	Yds	Avg	Lg	TD
2012	Cincinnati	1	1	0	0	-	-	0
2013	Cincinnati	1	1	0	0	-	-	0
NFL Totals		2	2	0	0	-	-	0



## MARQUES COLSTON

12

WR

HEIGHT: 6-4    WEIGHT: 225  
COLLEGE: HOFSTRA  
JOINED SAINTS: D7B-06  
NFL EXPERIENCE: 10  
BORN: 6/5/83

**NFL CAREER** – Through nine seasons, Colston has established himself as one of the NFL’s most difficult-to-defend targets. The 6-4, 225-pound red zone target has recorded 666 catches for 9,239 yards (13.9 avg.) and 68 receiving touch-

downs, which is ranked fourth in the NFL since 2006, to put him among the club's all-time leaders in nearly every receiving category. The former Hofstra standout's currently ranked first in franchise record books in receptions, receiving yardage, receiving touchdowns, total touchdowns and second in 100-yard receiving performances (27). Colston is explosive, notching six games with 150 yards or more, yet he's gone about it while keeping a low profile, emerging as an impact player soon after being drafted 252nd overall in 2006. Since his arrival, Colston has led the Saints in receiving yardage five times and holds the franchise record with six 1,000-yard seasons. In 2014, Colston had 59 grabs for 902 yards (15.3 avg.), adding five touchdowns to lead the wide receiver corps.

**CAREER TRANSACTIONS** – Agreed to terms on a five-year contract, 3/13/12; Signed to a three-year contract extension, 7/23/08; Signed to a three-year contract, 7/18/06; Selected by New Orleans Saints in the seventh round (252nd overall) in the 2006 NFL Draft.

**HONORS** – **2013:** *USA Today* All-Joe; Ed Block Courage Award Winner (Saints recipient). **2012:** *USA Today* All-Joe. **2011:** *USA Today* All-Joe. **2010:** *USA Today* All-Joe. **2006:** *Pro Football Weekly*/PFWA All-Rookie; *Dallas Morning News* All-Rookie; NFL Rookie of the Month (October).

**2014** – Saw action in all 16 games with 13 starts and hauled in 59 receptions for 902 yards (15.3 avg.) and five touchdown grabs. Moved into 50th in NFL history for catches (666), 52nd for receiving yards (9,239) and a tie for 39th in touchdown grabs (68)... Started season opener at Atlanta, Sept. 7 and caught five passes for a team-high 110 yards (22.0 avg.) including a season-long 57-yard catch... After failing to record a catch at Cleveland, Sept. 14, his consecutive regular season games streak with a catch ended at 86, ranked second in club record books. Recorded two receptions for 25 yards, including an 18-yard fourth quarter touchdown, vs. Minnesota, Sept. 21... Finished with six receptions for a team-high 111 yards (18.5 avg.) at Detroit, Oct. 19... Tallied four catches for 82 yards (20.5 avg.) and a touchdown vs. Baltimore, Nov. 24... At Chicago, Dec. 15, caught five passes for 65 yards and a touchdown... Led the team with six receptions for 80 yards vs. Atlanta, Dec. 21... Started and hauled in two receptions for 51 yards (25.5 avg.), including a 36-yard touchdown, at Tampa Bay, Dec. 28. It was Colston's 68th career touchdown connection with QB Drew Brees, making the duo the fifth most prolific quarterback-receiver combo in touchdowns of all-time.

**2013** – Colston played in 15 games with 11 starts and led the Saints wide receiver corps in catches and yardage with 75 receptions for 943 yards with five touchdowns. Became club's all-time leader in both receiving and receiving yardage during season. Also played in both postseason games, starting one and led club in receiving with 13 receptions for 160 yards and one touchdown... In season opener vs. Atlanta, Sept. 8, Colston became the club's all-time receptions leader with his second quarter 25-yard touchdown grab, part of a day where he recorded five catches for 68 yards... Started and caught four passes for 63 yards (15.8 avg.), at Tampa Bay, Sept. 16. His 31-yard reception on New Orleans' final drive put the Saints at the Buccaneers nine-yard line in position for the game-winning 27-yard field goal as time expired... Started and hauled in five grabs for 71 yards vs. Ari-

## 12 Marques COLSTON WR (cont.)

zona, Sept. 22... Vs. Dallas, Nov. 10, he started and caught seven passes for 107 yards and one touchdown... Caught five passes for 80 yards (16.0 avg.) as he became the club's all-time leader in receiving yardage and total yards from scrimmage (7,930), moving past former Saints wideout Eric Martin vs. San Francisco, Nov. 17... Started and led the team in receiving vs. Carolina, Dec. 8, with a season-high nine receptions for 125 yards with two touchdowns, surpassing the 8,000 career receiving yardage mark as well... Started and recorded team-high 92 yards on eight receptions and added one touchdown grab at St. Louis, Dec. 15... At Carolina, Dec. 22, started and tied for the team lead with five receptions for 63 yards including a season-long 35-yard catch... Caught a team-high six passes for 67 yards in regular season finale vs. Tampa Bay, Dec. 29... In the NFC Divisional Playoff at Seattle, 1/11/14, had 11 receptions for 144 yards with a nine-yard touchdown, setting postseason career-highs in both catches and receiving yardage.

**2012** – Appeared in all 16 games with 13 starts. Became the franchise's all-time leader in receiving touchdowns and total touchdowns (58) and moved into a tie for first in receiving (532). Led Saints with 1,154 receiving yards and 10 touchdowns on 83 receptions, which ranked second on the club. Reached 1,000-yard



### WORTH NOTING

**While Colston is extremely adept at moving the chains—480 of his 666 career catches have gone for a first down—he has also been a big-play threat who can stretch the field. In 133 career games, Colston has 129 catches of 20 yards or more, including 86- and 70-yard touchdowns.**

**No player in league history caught more passes in their first two seasons than the 168 that Colston hauled in from 2006-07.**

receiving plateau for the sixth time in his seven-year career. Generated three 100-yard receiving efforts with 153 yards at Green Bay (9/30) and at Dallas (12/23) and 131 yards vs. San Diego (10/7). Finished 10th in the NFC and 16th in the NFL in receptions, eighth in the conference and 13th in the league in yardage and tied for eighth in the NFC and 13th in the NFL in third down receptions (24). Tied for fourth in conference and seventh in league in touchdown grabs and ninth in the NFC and 15th in the NFL in scoring among nonkickers (60). Team-best 65 first downs, tied for ninth in the conference and 17th in the league... Amassed 153 yards, the fifth highest total of his career, and one touchdown on a game-high nine receptions (17.0 avg.) at Green Bay, Sept. 30... Hauled in game-high nine catches for 131 yards, including three touchdowns, tying his career-high vs. San Diego, Oct. 7. Eight of his nine grabs went for first downs and four came on third down... Tallied 73 yards and a 17-yard touchdown on seven receptions at Tampa Bay, Oct. 21... Registered three catches for 26 yards with one touchdown reception, tying club record for total touchdowns (56) held by Deuce McAllister vs. Atlanta, Nov. 11... Caught four passes for 69 yards (17.3 avg.) at Oakland, Nov. 18, with his final grab being the 500th of his career... Became club's all-time touchdown leader, when he hauled in four receptions for 36 yards vs. San Francisco with a scoring grab, Nov. 25... Played in 100th career game and produced three

## COLSTON BY THE NUMBERS

- 12** Colston has had between 90-99 receiving yards in 12 regular season contests.
- 14** The number of career multiple-touchdown games by Colston.
- 23** The number of contests where Colston has recorded eight or more receptions.
- 27** Career 100-yard receiving games, currently ranked second in franchise history—including five performances with over 150 yards
- 58** Career number of receptions in 10 postseason appearances as the club's leading receiver. Overall, Colston has 58 grabs for 788 yards (13.6 avg.) with four touchdowns.
- 68** Career receiving touchdowns by Colston, the most in team history and fourth-highest total in the National Football League since 2006. With all 68 of the touchdowns coming from quarterback Drew Brees, the duo became the fifth-most-prolific quarterback-receiver touchdown connection in 2014. Colston's touchdown reception total is currently tied for 39th in NFL record books with Raymond Berry, Art Monk and Rod Smith.
- 72** Catches of 25 yards or more, including 86 and 70-yard touchdowns.
- 129** Colston has a career total of 129 catches of 20 or more yards, including 21 touchdown catches of 20 yards or more.
- 174** Career third down receptions going for 2,645 yards and 20 touchdowns.
- 285** Total receptions from 2006-09, the most by a Saints' draft pick over his first four years.
- 455** The receiving yardage total in a three-game stretch in his rookie season in 2006 (10/29-11/12), the second-most yardage over such a span in team record books. He had over 100 yards in all three games, a streak he equaled again in 2007.
- 480** Career total of Colston's receptions that have moved the chains for a first down—72.1 percent of his catches. 45 of Colston's 59 grabs (76.3%) in 2014 went for first downs.
- 666** Career receptions by Colston, the highest total in franchise history, the tenth-highest total in the National Football League since 2006 and ranked 50th overall in NFL record books.
- 9,239** Career receiving yardage total by Colston, the ninth-highest figure in the National Football League since 2006, most in team history and ranked 52nd in NFL record books.

receptions for 60 yards (20.0 avg.) vs. Tampa Bay, Dec. 16...Made 10 receptions for 153 yards (15.3 avg.), tying his fifth-highest yardage total at Dallas, Dec. 23. Combined with RB Darren Sproles (104) for the 11th time the Saints have had two 100-yard receivers in the same game...Posted five catches for 52 yards with two touchdowns in season finale vs. Carolina, Dec. 30, tying Martin as the club's all-time receiving leader with his 532nd career reception.

**2011** – Appeared in 14 games with seven starts and finished with 80 receptions for 1,143 yards (14.3 avg.) and eight touchdowns. Tied for eighth in the NFC and 12th in the NFL in receptions. Ranked ninth in NFC and 14th in NFL in yardage. Had nine receptions of 25 yards or more and 55 of his catches went for first downs. Hauled in six passes for 81 yards in opener at Green Bay, Sept. 8. Suffered a shoulder injury in game's final drive that required surgery and sidelined him for the next two games...Caught seven passes for 118 yards and his first TD of season at Tampa Bay, Oct. 16...Had two touchdown catches and 98 yards on seven receptions vs. Indianapolis, Oct. 23...At Atlanta, Nov. 13, had arguably one of his best career performances, making eight receptions for 113 yards. All eight receptions went for first downs and four catches were on third downs...For second straight week, each of Colston's receptions (three) went for first downs for a total of 78 yards (26.0 avg.) vs. N.Y. Giants, Nov. 28...Caught seven passes for 105 yards (15.0 avg.) and two touchdowns at Tennessee, Dec. 11...Led the team in receptions with eight catches for 91 yards at Minnesota, Dec. 18...Led the Saints in receiving with seven receptions for 81 yards with one touchdown vs. Atlanta, Dec. 26...Caught seven passes for 145 yards (20.7 avg.) and two touchdowns in the regular season finale vs. Carolina, 1/1/12 and became the first Saint to go over the 1,000 yard mark five times...Hauled in seven passes for 120 yards (17.1 avg.) in the NFC Wild Card Playoff game vs. Detroit, 1/7/12. Colston's 40-yard reception in the third quarter was a postseason career-long...Caught nine passes for 136 yards (15.1 avg.) and one touchdown in NFC Divisional Playoff at San Francisco, 1/14/12. **2010** – Started 11-of-the-15 games he appeared in and led Saints in catches and yardage with 84 receptions for 1,023 yards with seven touchdowns and added a one-yard rush. Finished sixth in the NFC and 10th in the NFL in receptions and ninth in the conference and 15th in the league in yardage. Had seven catches of 25 yards or more and a club-best 57 of his catches went for first downs...In NFL season opener vs. Minnesota, Sept. 9, led team with 62 yards on five receptions...Hauled in five grabs for team-best 67 yards at San Francisco, Sept. 20. On game's last drive, made an acrobatic 30-yard catch to bring Saints to the 49ers 18-yard line to set up game-winning FG as time expired...Led team in receiving with seven

## QB-RECEIVER COMBO

WR Marques Colston and QB Drew Brees have collaborated on the fifth-most touchdowns by a quarterback-receiver combination in NFL record books connecting on 68 scoring plays.

### MOST TD PASS PLAY CONNECTIONS IN NFL HISTORY BY QUARTERBACK-RECEIVER COMBINATIONS

Combo	No.
1. Manning-Harrison	112
2. Young-Rice	85
3. Marino-Clayton	79
4. Rivers-Gates	74
5. Brees-Colston	68

catches for 97 yards at Arizona, Oct. 10...Led team in catches with five receptions for 53 yards at Tampa Bay, Oct. 17. Four of his grabs moved the chains for first downs, including two third down receptions...Led the team in both catches and yardage with eight receptions for 112 yards and a touchdown vs. Cleveland, Oct. 24, starting a productive three-game stretch...Caught six passes for 75 yards with a fourth quarter 16-yard touchdown to extend Saints' lead to 13-3 on Halloween night vs. Pittsburgh, Oct. 31. His 27-yard grab on a first-and-20 pass play with only 35 seconds left in the second quarter put Saints in field goal range to tie game heading into halftime. Completed a month where he finished with totals of 32 receptions for 373 yards with two touchdowns, tying for the league lead in catches for October...Led club in receiving with eight grabs for 65 yards at Carolina, Nov. 7...Led team in receptions and yardage with eight catches for a season-high 113 yards, including second quarter scoring grabs of 22 and 23 yards at Seattle, Nov. 21...Again led Saints in receiving and yardage with six grabs for 105 yards on Thanksgiving at Dallas, Nov. 25. Fourth quarter 22-yard grab put him in third place on team receiving yardage list past Danny Abramowicz...Reeled in three passes for 65 yards and a touchdown in come-from-behind win at Cincinnati, Dec. 5. Had a first quarter 43-yard catch that put the Saints in field goal range on their first drive. Converted a three-yard scoring reception with 31 seconds remaining that put Saints back up...Had five- and 17-yard touchdown receptions in first quarter on third downs to give Saints a 14-0 lead vs. St. Louis, Dec. 12...Pulled in six passes for a club-best 80 yards at Baltimore, Dec. 19, passing 1,000 yards for season...Returned to starting lineup 11 days after undergoing knee surgery that caused him to miss regular season finale vs. Tampa Bay, 1/2/11 and in NFC Wild Card Playoff at Seattle, 1/8/11, and caught four passes for 66 yards. **2009** – Played in all 16 games, starting 14 contests and led club with 70 catches and 1,074 yards (15.3 avg). Tied for the team-lead with nine receiving touchdowns and added a six-yard rush. Had 12 catches of 25 yards or more and a team-leading 54 of his grabs went for first downs. Added 15 catches for 188 yards in three playoff games, including six for 83 and a two-yard touchdown vs. Arizona and seven grabs for 83 yards in Super Bowl XLIV...Caught 25th career touchdown in opener vs. Detroit, Sept. 13...Led team vs. Philadelphia, Sept. 20, with two first half touchdowns (15 and 25 yards) on a team-high eight catches for 98 yards...Had a season-high 166 yards and one touchdown on eight catches vs. New York Giants, Oct. 18, including a 40-yard reception...Led club with five catches for 72 yards and a 10-yard touchdown at Miami, Oct. 25...Nov. 2 vs. Atlanta, led team again with six catches for 85 yards and an 18-yard touchdown...Vs. New England, Nov. 30, caught four passes for 121 yards, including a season-long 68-yard reception and a 20-yard touchdown. Combined with Devery Henderson (three receptions for 116 yards) for the eighth time a Saints duo had 100-yards receiving...Had a 40-yard touchdown at Washington, Dec. 6...At Atlanta, Dec. 13, started and had six receptions for 54 yards and a touchdown...Led the team with 86 yards on five grabs vs. Dallas, Dec. 19...Crossed 1,000-yard mark for year with 77 yards on eight grabs vs. Tampa Bay, Dec. 27. **2008** – Played in 11 games with six starts. Finished with 47 catches for 760 yards (16.2 avg.) with five touchdowns. Of receptions, 12 were of 20 yards or more, and 35 went for a first down. Capped season with extremely productive three-game stretch, hauling in 22 passes for 306 yards and four touchdowns...Suffered torn ligament in left thumb

OWNERSHIP

FOOTBALL

ADMINISTRATION

RECORDS

HISTORY



# 12 MarquesCOLSTON WR (cont.)

in opener vs. Tampa Bay, Sept. 7. Had three catches for 26 yards in contest, but was forced to leave game. Injury required surgery and would be placed on inactive list for the next five games. Spent most of season with a protective brace on his left hand and also played much of the 2008 campaign with an injured knee...Oct. 26 vs. San Diego, hauled in two passes for 56 yards, including a 49-yard catch and run...Returned to the starting lineup at Atlanta, Nov. 9 and had seven grabs for 140 yards with 48-yard reception...Nov. 24 vs. Green Bay, had a 70-yard touchdown catch...At Tampa Bay, Nov. 30, had six catches for 106 yards....At Chicago, Dec. 11, hauled in six passes for 84 yards and a touchdown...Posted nine grabs for 99 yards and two touchdowns at Detroit, Dec. 21...Notched third 100-yard day of season in finale vs. Carolina, Dec. 28, recording seven catches for 123 yards and a touchdown. **2007** – Played in all 16 games, starting 14 and led club with 98 catches for 1,202 yards and 11 touchdowns. Reception total was then a team record and touchdown total tied a team record.

Also led team with 64 first downs and had 14 catches of 20 yards or more. Led club in receptions in 10 contests, recorded eight or more catches in eight games, and caught at least one touchdown in seven games...Had eight catches for 70 yards at Tampa Bay, including a four-yard touchdown, Sept. 16...Led team with four grabs for 68 yards vs. Tennessee, Sept. 24...Hauled in touchdowns - of 17, three and 15 yards - at San Francisco, Oct. 28. Led the club with eight catches for 85 yards...Posted a season-best 10 grabs for 159 yards vs. Jacksonville, Nov. 4. Eight of his catches moved the chains for first downs...Followed with eight catches for 129 yards, vs. St. Louis, Nov. 11...At Houston, Nov. 18, notched his third-consecutive 100-yards receiving afternoon with nine recep-

## CAREER GAME BY GAME

### RECEIVING

2014		GP	ST	REC	YDS	AVG	LG	TD
9/7	@ATL	X	X	5	110	22.0	57	0
9/14	@CLE	X	X	0	0	0.0	0	0
9/21	MIN	X	X	2	25	12.5	18t	1
9/28	@DAL	X	X	5	50	10.0	22	0
10/5	TB	X	X	3	63	21.0	36	0
10/19	@DET	X	X	6	111	18.5	23	0
10/26	GB	X	X	4	49	12.3	20	0
10/30	@CAR	X	X	3	36	12.0	22	0
11/9	SF	X	X	2	36	18.0	24	0
11/16	CIN	X	X	4	56	14.0	17	0
11/24	@BAL	X	X	4	82	20.5	28	1
11/30	@PIT	X	X	3	16	5.3	8	1
12/7	CAR	X	X	5	72	14.4	28	0
12/15	@CHI	X	X	5	65	13.0	23	1
12/21	ATL	X	X	6	80	13.3	27	0
12/28	@TB	X	X	2	51	25.5	36t	1
2014 Season		16	13	59	902	15.3	57	5

2013		GP	ST	REC	YDS	AVG	LG	TD
9/8	ATL	X	X	5	68	13.6	25t	1
9/15	@TB	X	X	4	63	15.8	31	0
9/22	ARZ	X	X	5	71	14.2	24	0
9/30	MIA	X	X	7	96	13.7	21	0
10/6	@CHI	X	X	2	15	7.5	9	0
10/13	@NE	X	X	1	11	11.0	11	0
10/27	BUF	X	X	3	18	6.0	6	0
11/3	@NYJ			Inactive (knee)				
11/10	DAL	X	X	7	107	15.3	22t	1
11/17	SF	X	X	5	80	16.0	26	0
11/21	@ATL	X	X	4	40	10.0	14	0
12/2	@SEA	X	X	4	27	6.8	14	0
12/8	CAR	X	X	9	125	13.9	21	2
12/15	@SHL	X	X	8	92	11.5	23	1
12/22	@CAR	X	X	5	63	12.6	35	0
12/29	TB	X	X	6	67	11.2	24	0
2013 Season		15	11	75	943	12.6	35	5

2012		GP	ST	REC	YDS	AVG	LG	TD
9/9	WAS	X	X	4	71	17.8	25	0
9/16	@CAR	X	X	3	49	16.3	29	0
9/23	KC	X	X	3	40	13.3	19	0
9/30	@GB	X	X	9	153	17.0	27	1
10/7	SD	X	X	9	131	14.6	40	3
10/21	@TB	X	X	7	73	10.4	17t	1
10/28	@DEN	X	X	5	63	12.6	16	0
11/5	PHI	X	X	4	46	11.5	21	1
11/11	ATL	X	X	3	26	8.7	12	1
11/18	@OAK	X	X	4	69	17.3	24	0
11/25	SF	X	X	4	36	9.0	13	1
11/29	@ATL	X	X	6	71	11.8	21	0
12/9	@NYG	X	X	4	61	15.3	30	0
12/16	TB	X	X	3	60	20.0	26	0
12/23	@DAL	X	X	10	153	15.3	60	0
12/30	CAR	X	X	5	52	10.4	18	2
2012 Season		16	13	83	1,154	13.9	60	10



## RECEIVING

2011	GP	ST	REC	YDS	AVG	LG	TD	2008	GP	ST	REC	YDS	AVG	LG	TD
9/8 @GB	X	X	6	81	13.5	23	0	9/7 TB	X	X	3	26	8.7	16	0
9/18 CHI			Inactive (shoulder)					9/14 @WAS			Inactive (hand)				
9/25 HOU			Inactive (shoulder)					9/21 @DEN			Inactive (hand)				
10/2 @JAX	X		1	8	8.0	8	0	9/28 SF			Inactive (hand)				
10/9 @CAR	X	X	5	69	13.8	22	0	10/6 MIN			Inactive (hand)				
10/16 @TB	X		7	118	16.9	38t	1	10/12 OAK			Inactive (hand)				
10/23 IND	X	X	7	98	14.0	39	2	10/19 @CAR	X		0	0	0.0	0	0
10/30 @STL	X	X	3	50	16.7	25	0	10/26 SD	X		2	56	28.0	49	0
11/6 TB	X		5	52	10.4	20	0	11/9 @ATL	X	X	7	140	20.0	48	0
11/13 @ATL	X	X	8	113	14.1	19	0	11/16 @KC	X	X	3	30	10.0	15	0
11/28 NYG	X	X	3	78	26.0	50	0	11/24 GB	X		1	70	70.0	70t	1
12/4 DET	X		6	54	9.0	18	0	11/30 @TB	X	X	6	106	17.7	37	0
12/11 @TEN	X		7	105	15.0	35t	2	12/7 ATL	X	X	3	26	8.7	11	0
12/18 @MIN	X	X	8	91	11.4	25	0	12/11 @CHI	X		6	84	14.0	24	1
12/26 ATL	X		7	81	11.6	23	1	12/21 @DET	X		9	99	11.0	30	2
1/1 CAR	X		7	145	20.7	42t	2	12/28 CAR	X	X	7	123	17.6	26t	1
2011 Season	14	7	80	1,143	14.3	50	8	2008 Season	11	6	47	760	16.2	70t	5

2010	GP	ST	REC	YDS	AVG	LG	TD	2007	GP	ST	REC	YDS	AVG	LG	TD
9/9 MIN	X	X	5	62	12.4	28	0	9/6 @IND	X	X	6	47	7.8	13	0
9/20 @SF	X	X	5	67	13.4	30	0	9/16 @TB	X	X	8	70	8.8	15	1
9/26 ATL	X		4	25	6.3	9	0	9/24 TEN	X	X	4	68	17.0	37	0
10/3 CAR	X	X	4	36	9.0	15	0	10/7 CAR	X	X	4	31	7.8	15	0
10/10 @ARZ	X	X	7	97	13.9	27	0	10/14 @SEA	X	X	1	2	2.0	2t	1
10/17 @TB	X	X	5	53	10.6	16	0	10/21 ATL	X	X	3	45	15.0	33	0
10/24 CLE	X	X	10	112	11.2	24	1	10/28 @SF	X		8	85	10.6	17t	3
10/31 PIT	X		6	75	12.5	27	1	11/4 JAX	X		10	159	15.9	30	0
11/7 @CAR	X		8	65	8.1	16	0	11/11 STL	X	X	8	129	16.1	36	0
11/21 SEA	X	X	8	113	14.1	23t	2	11/18 @HOU	X	X	9	118	13.1	32	0
11/25 @DAL	X	X	6	105	17.5	28	0	11/25 @CAR	X	X	7	93	13.3	45	1
12/5 @CIN	X	X	3	65	21.7	43	1	12/2 TB	X	X	2	39	19.5	40	0
12/12 STL	X	X	5	46	9.2	17t	2	12/10 @ATL	X	X	9	92	10.2	25	2
12/19 @BAL	X	X	6	81	13.5	27	0	12/16 ARZ	X	X	8	114	14.3	21	1
12/27 @ATL	X		2	21	10.5	12	0	12/23 PHI	X	X	3	16	5.3	11	0
1/2 TB			Inactive (knee)					12/30 @CHI	X	X	8	94	11.8	21t	2
2010 Season	15	11	84	1,023	12.2	43	7	2007 Season	16	14	98	1,202	12.3	45	11

2009	GP	ST	REC	YDS	AVG	LG	TD	2006	GP	ST	REC	YDS	AVG	LG	TD
9/13 DET	X	X	3	30	10.0	14	1	9/10 @CLE	X	X	4	49	12.3	20	1
9/20 @PHI	X	X	8	98	12.3	25t	2	9/17 @GB	X	X	4	58	14.5	35t	1
9/27 @BUF	X	X	4	67	16.8	32	0	9/25 ATL	X		7	97	13.9	29	0
10/4 NYJ	X	X	2	33	16.5	17	0	10/1 @CAR	X	X	5	132	26.4	86t	1
10/18 NYG	X	X	8	166	20.8	40	1	10/8 TB	X	X	3	38	12.7	18	0
10/25 @MIA	X	X	5	72	14.4	25	1	10/15 PHI	X	X	4	40	10.0	12	1
11/2 ATL	X	X	6	85	14.2	29	1	10/29 BAL	X	X	6	163	27.2	53	2
11/8 CAR	X	X	1	45	45.0	45	0	11/5 @TB	X	X	11	123	11.2	24	1
11/15 @STL	X		2	17	8.5	9	0	11/12 @PIT	X	X	10	169	16.9	29	0
11/22 @TB	X	X	5	74	14.8	21	0	11/19 CIN	X	X	0	0	0.0	0	0
11/30 NE	X	X	4	121	30.3	68	1	11/26 @ATL			Inactive (ankle)				
12/6 @WAS	X	X	2	46	23.0	40t	1	12/3 SF			Inactive (ankle)				
12/13 @ATL	X	X	6	54	9.0	20	1	12/10 @DAL	X	X	5	48	9.6	12	0
12/19 DAL	X	X	5	86	17.2	35	0	12/17 WAS	X		7	84	12.0	24	0
12/27 TB	X		8	77	9.6	16	0	12/24 @NYG	X	X	4	37	9.3	23	1
1/3 @CAR	X	X	1	3	3.0	3	0	12/31 CAR	X	X	0	0	0.0	0	0
2009 Season	16	14	70	1,074	15.3	68	9	2006 Season	14	12	70	1,038	14.8	86t	8

tions for 118 yards...Continued his hot streak at Carolina, Nov. 25, with seven catches for 93 yards - including a season-long 45-yard grab, completing a November when he ranked second in the NFL in receiving with 34 catches for 499 yards...Dec. 10 at Atlanta, hauled in nine passes for 92 yards and two touch-

## 12 MarquesCOLSTON WR (cont.)

OWNERSHIP

FOOTBALL

ADMINISTRATION

RECORDS

HISTORY

downs...Had an eight-catch, 114-yard performance vs. Arizona, Dec. 16, including a 19-yard touchdown...At Chicago, Dec. 30, caught eight passes for 94 yards before departing early in third quarter with injured wrist. Had two touchdown grabs - including a 21-yard catch-and-run in the second quarter that tied what was then the club single-season record for TD catches. **2006** - Played in 14 games with 12 starts. Inactive at Atlanta, Nov. 26, and vs. San Francisco, Dec. 3, with an ankle injury sustained vs. Cincinnati, Nov. 19. Led NFL rookies with a team-high 1,038 receiving yards, a club record for rookies. Eight receiving touchdowns tied club rookie record (Donté Stallworth, 2002). Had 869 receiving yards after his first nine games - the quickest start of any player in league history. Started both postseason contests and had 10 catches for 118 yards, including five for 63 yards and a 13-yard touchdown in NFC Championship game at Chicago. Had 15 catches of 20 or more yards, including four of plus-40...Opened his NFL career with four catches for 49 yards and 12-yard scoring grab at Cleveland, Sept. 10...At Green Bay, Sept. 17, notched four grabs for 58 yards with a fourth quarter 35-yard touchdown that gave the Saints the lead after once trailing 13-0...Didn't start but had seven receptions for 97 yards vs. Atlanta, Sept. 25...Started at Carolina, Oct. 1, and had five catches for 132 yards and a fourth quarter 86-yard touchdown - the longest in club history for a rookie. The last players in NFL record books to have a receiving touchdown of 86 yards or more within their first four NFL games were Pittsburgh QB Mark Malone, who in his third contest had a 90-yard scoring grab in 1981, and Detroit RB Billy Sims, who



### WORTH NOTING

#### COLSTON AMONG NFL'S BEST SINCE 2006

With a club-record 68 touchdown receptions since being picked in the seventh round of the 2006 NFL Draft by the Saints, Colston is ranked fourth in the NFL in scoring grabs in the last nine seasons. Over that period he is also ranked 10th in the NFL in receptions and ninth in receiving yardage with 666 grabs and with 9,239 yards, both first in club record books.

#### SAINTS ALL-TIME RECEIVING LEADERS

Player	Rec.	Yds.	Avg.	TD
1. Marques Colston, 2006-	666	9,239	13.9	68
2. Eric Martin, 1985-93	532	7,854	14.8	48
3. Joe Horn, 2000-06	523	7,622	14.6	50

#### MOST TOUCHDOWN RECEPTIONS IN THE NFL SINCE 2006

Player	No.
1t. Antonio Gates	74
1t. Calvin Johnson	74
3. Larry Fitzgerald	71
4. Marques Colston	68
5. Brandon Marshall	65

#### SAINTS ALL-TIME TOUCHDOWN LEADERS

Player	No.
1. Marques Colston	68
2. Deuce McAllister	55
3. Jimmy Graham	51

had an 87-yard TD catch in his second game...Posted six receptions for 163 yards (27.2) and two touchdowns vs. Baltimore, Oct. 29. Scoring grabs were of 25 and 47 yards in the fourth quarter, and also had a 53-yard grab. Combined with Joe Horn (126) to give the Saints two 100-yard receivers. Yardage total was highest in club history for a rookie at that point...Named the NFL Rookie of the Month for October, a span where Colston had 373 yards and four touchdowns... At Tampa Bay, Nov. 5, recorded career-best 11 grabs for 123 yards and a touchdown. Set club rookie record with third 100-yard day. Combined with Henderson (111) for seventh time the Saints had two 100-yard receivers in same game. It was the first time the club had a duo achieve the feat in back-to-back games... Notched 10 catches for 169 yards at Pittsburgh, Nov. 12, breaking his two-week-old club record for most receiving yards in a game by a rookie. Over the previous three-game stretch, he recorded 27 catches for 455 yards and three TDs, the best three-game totals in club history...Suffered a sprained ankle early vs. Cincinnati, Nov. 19, and missed the next two games...Had five catches for 78 yards (15.6 avg.) vs. Washington, Dec. 17 and went over 1,000 yards on season, becoming first rookie in team history to reach the milestone.

OWNERSHIP

FOOTBALL

ADMINISTRATION

RECORDS

HISTORY



## WORTH NOTING

**Colston has posted 27 games with over 100 receiving yards. Only one Saint has reached the century mark more than him. With one more in 2015, he would tie Joe Horn (2000-06) for first in club record books.**

**Colston's five 10-plus reception games ties him with Horn for first on the club's all-time list.**

**COLLEGE** – Four-year standout at Hofstra, appearing in 40 career games with 37 starts and posting 182 catches for 2,834 yards with 22 touchdowns...All-Atlantic 10 as a redshirt senior in 2005 after hauling in career-high 70 receptions for 975 yards and nine touchdowns...Sidelined in 2004 while recovering from a shoulder injury...As a junior in 2003, led the team with 51 receptions for 910 yards (17.8 avg.) and seven touchdowns...As a sophomore 2002, recorded 47 grabs for 614 yards and three touchdowns... Posted 14 catches for 335 yards (23.9 avg.) and three touchdowns as a freshman in 2001...Graduated with a bachelor's degree in interdisciplinary studies.

**PERSONAL** – Lone player the Saints have drafted out of Hofstra...Attended Susquehanna Township (Pa.) HS, where he lettered four times in football and was a three-year member of track team...All-conference at wide receiver and defensive end as a senior...Had 37 catches for 412 yards and blocked three PATs in 2000...Also serves as a minority owner of the Arena Football League Philadelphia Soul franchise...Made a donation to a local hospital to purchase an X-ray system for infants...Born June 5, 1983 in Harrisburg, Pa.

## 12 MarquesCOLSTON WR (cont.)

## MARQUES COLSTON

Year	Team	GP	GS	RECEIVING					Lg	TD
				No	Yds	Avg				
2006	New Orleans	14	12	70	1,038	14.8			86t	8
2007	New Orleans	16	14	98	1,202	12.3			45	11
2008	New Orleans	11	6	47	760	16.2			70t	5
2009	New Orleans	16	14	70	1,074	15.3			68	9
2010	New Orleans	15	11	84	1,023	12.2			43	7
2011	New Orleans	14	7	80	1,143	14.3			50	8
2012	New Orleans	16	13	83	1,154	13.9			60	10
2013	New Orleans	15	11	75	943	12.6			35	5
2014	New Orleans	16	13	59	902	15.3			57	5
NFL Totals		133	101	666	9,239	13.9			86t	68

**ADDITIONAL STATISTICS:** Rushing — (2009, 1 att., 6 yards); (2010, 1 att., 1 yard) **Total: 2 att., 7 yards.**

**CAREER HIGHS:** Receptions — 11, at Tampa Bay (11/5/06); **Receiving Yards** — 169, at Pittsburgh (11/12/06); **Long Reception** — 86t, at Carolina (10/1/06); **Receiving TDs** — 3 (2x), last vs. San Diego (10/7/12).

## POSTSEASON

Year	Team	GP	GS	RECEIVING					Lg	TD
				No	Yds	Avg				
2006	New Orleans	2	2	10	118	11.8			29	1
2009	New Orleans	3	3	15	188	12.5			27	1
2010	New Orleans	1	1	4	66	16.5			30	0
2011	New Orleans	2	2	16	256	16.0			40	1
2013	New Orleans	2	1	13	160	12.3			25	1
NFL Totals		10	9	58	788	13.6			40	4

**POSTSEASON CAREER HIGHS:** Receptions — 11, at Seattle (1/11/14); **Receiving Yards** — 144, at Seattle (1/11/14); **Long Reception** — 40, vs. Detroit (1/7/12); **Receiving TDs** — 1 (4x), last at Seattle (1/11/14).

BRANDIN  
COOKS

10

WR

**HEIGHT: 5-10    WEIGHT: 189****COLLEGE: OREGON STATE****JOINED SAINTS: D1-14****NFL EXPERIENCE: 2****BORN: 9/25/93**

**NFL CAREER** — After hearing his name called as a first-round selection in the 2014 NFL Draft, Cooks made an immediate impact in multiple facets of the Saints offense. Appearing in the first 10 games, with six starts, Cooks hauled in 53 receptions for 550 yards with three touchdowns, rushed seven times for 73 yards with a touchdown, and returned 10 punts for 35 yards. At just 21 years old and entering his second NFL season, Cooks will look to continue his development heading into 2015.

**CAREER TRANSACTIONS** — Placed on injured reserve, 11/18/14; Signed to a four-year contract, 5/18/14; Selected by the New Orleans Saints in the first

## WORTH NOTING

**Big-play wide receiver recorded 53 receptions for 550 yards and three touchdowns to go with seven carries for 73 yards and one touchdown in 10 games.**

**Despite missing the last six games with the hand injury, ranked fifth in club history for rookies with 53 catches.**

round (20th overall) of the 2014 NFL Draft.

**2014** – Played in 10 games with six starts and totaled 53 receptions for 550 yards and three touchdowns, seven carries for 73 yards and a touchdown, 10 punt returns for 35 yards and one kickoff return for 12 yards...Placed on injured reserve, Nov. 18...Played in first-career game at Atlanta, Sept. 7,

and caught seven passes, tied for the most by a Saints rookie in their debut with Reggie Bush (9/10/06 at Cleveland), for 77 yards and a TD while also rushing once for 18 yards. First career-reception came on a 32-yard pass play...Started first career game and caught three passes for 17 yards and two carries for 31 yards at Cleveland, Sept. 14...Started and led the team with eight receptions for 74 yards vs. Minnesota, Sept. 21...Opened the contest and caught a team and career-high nine passes for 56 yards while also rushing twice for 15 yards and returning a kickoff for 12 yards vs. Tampa Bay, Oct. 5...Caught a team-high six passes for a career-high 94 yards, including a career-long 50-yard reception for a touchdown, while picking up first-career rushing touchdown on a jet sweep that went for four yards vs. Green Bay, Oct. 26. At 21 years and 31 days old, became the youngest player in team history to score a rushing touchdown, and the first WR to score one since Robert Meachem did so on a 20-yard end around at Detroit, Dec. 21, 2008. Became the youngest player in NFL history to record both a TD catch and run in the same game...Played on offense and special teams while bringing in five catches for a team-leading 90 yards and a touchdown vs. San Francisco, Nov. 9.

**COLLEGE** – Started 29 of the career 38 games he played in at Oregon State as a two-year starter for the Beavers...Posted 226 receptions for 3,272 yards (14.5 avg.) with 24 touchdowns, also adding 61 carries for 340 yards (5.6 avg.)...Also performed well in the return game, bringing back 12 punts for 72 yards and eight kickoffs for 179 yards for a career total of 3,863 all-purpose yards...As a junior, captured the Biletnikoff Award and was a consensus first-team All-American and All-Pac 12 choice, when he opened up all 13 games and set school and conference single-season receiving records with 128 receptions for 1,730 yards (13.5 avg.), with a school-record 16 touchdowns, also gaining 217 yards with two TDs on 32 carries (6.8 avg.). Added 72 yards on 12 punt returns, as his 2,019 all-purpose yards ranked second on the school annual record charts. Led nation in receiving yards and finished second in TD catches, leading the conference. Tied school season record with two 200-yard receiving performances and placed second on season chart with eight 100-yard games....As a sophomore, was a Biletnikoff Award semi-finalist and received All-Pac 12 first-team honors from the NFL Draft report and receive honorable mention from league coaches. In 13 starts, pulled in 67 passes for 1,151 yards (17.2 avg.) with five touchdowns, carried 19 times for 82 yards (4.3 avg.) to amass 1,233 total yards from scrimmage...Recorded 31 receptions for 391 yards (12.6 avg.) with three touchdowns and added 41 yards on 10

OWNERSHIP

FOOTBALL

ADMINISTRATION

RECORDS

HISTORY



## 10 BrandinCOOKS WR (cont.)

carries as a freshman...Also lettered in track...Majorred in human development and family sciences.

**PERSONAL** — Rated as a four-star prospect by Rivals.com coming out of Lincoln (Stockton, Calif.) HS, where he was a two time Section Offensive Player of the Year, All-Area selection and team MVP...As a senior, registered 66 receptions for 1,125 yards and 11 touchdowns, finishing the season with 1,525 all-purpose yards...As a junior, made 46 catches for 783 yards and 10 TDs...Had 29 receptions for 600 yards and seven TDs as a sophomore...Closed out prep career earning six total letters — three in football, two in track and one in basketball...With an award at the NFL Scouting Combine from Adidas for running the fastest 40-yard dash (4.33), surprised his mother with an automobile as a gift and subsequently purchased her a house following his rookie season...Participated in teammate Benjamin Watson's "The Big BENefit" event, which provided gift cards to 25 families selected by the New Orleans Family Justice center for a shopping spree...Born September 25, 1993 in Stockton, Calif.

## BRANDIN COOKS

Year	Team	RECEIVING							RUSHING				
		GP	GS	No	Yds	Avg	Lg	TD	Att	Yds	Avg	Lg	TD
2014	New Orleans	10	6	53	550	10.4	50t	3	7	73	10.4	28	1
NFL Totals		10	6	53	550	10.4	50t	3	7	73	10.4	28	1

		KICKOFF RETURNS					PUNT RETURNS					
Year	Team	No	Yds	Avg	Lg	TD	No	FC	Yds	Avg	Lg	TD
2014	New Orleans	1	12	12.0	12	0	10	15	35	3.5	15	0
NFL Totals		1	12	12.0	12	0	10	15	35	3.5	15	0

**CAREER HIGHS:** Receptions — 9, vs. Tampa Bay (10/5/14); **Receiving Yards** — 94, vs. Green Bay (10/26/14); **Long Reception** — 50t, vs. Green Bay (10/26/14); **Receiving TDs** — 1 (3x), last vs. San Francisco (11/9/14); **Rushes** — 2 (2x), last vs. Tampa Bay (10/5/14); **Rushing Yards** — 31, at Cleveland (9/14/14); **Long Rush** — 28, at Cleveland (9/14/14); **Rushing TDs** — 1, vs. Green Bay (10/26/14); **Kickoff Returns** — 1, vs. Tampa Bay (10/5/14); **Kickoff Return Yards** — 12, vs. Tampa Bay (10/5/14); **Long Kickoff Return** — 12, vs. Tampa Bay (10/5/14); **Kickoff Returned for TD** — 0; **Punt Returns** — 2 (2x), last at Carolina (10/30/14); **Punt Return Yards** — 15 (2x), last at Detroit (10/19/14); **Long Punt Return** — 15, at Detroit (10/19/14); **Punt Returned for TD** — 0.

BRIAN  
DIXON

20

CB

HEIGHT: 6-0    WEIGHT: 195  
COLLEGE: NORTHWEST MISSOURI STATE  
JOINED SAINTS: FA-14  
NFL EXPERIENCE: 2  
BORN: 4/26/90

**NFL CAREER** — This second-year cornerback will be a key contributor on special teams and is also expected to compete for more extensive playing time in the secondary. Signed as an undrafted free agent in 2014 out of Northwest Missouri

State, Dixon played in all 16 games for the Saints and totaled eight solo tackles, one pass defended, one forced fumble and tied for third on the team with 12 special teams stops.

**CAREER TRANSACTIONS** — Agreed to terms with New Orleans Saints as an undrafted free agent, 5/12/14.

**2014** — Played in all 16 games. Totaled eight solo tackles, one pass defended, one forced fumble and tied for third on the team with 12 special teams stops... Made NFL debut at Atlanta, Sept. 7 and played primarily on special teams... Saw his most significant action on defense to date vs. Minnesota, Sept. 21 and posted two special teams stops... Forced a fumble and added a solo tackle vs. Tampa Bay, Oct. 5... Posted one pass defended and two special teams tackles, tying his career-high, vs. San Francisco, Nov. 9... Made a tackle on coverage units vs. Baltimore, Nov. 24... Made a special teams stop at Pittsburgh, Nov. 30... Posted two solo tackles and one special teams stop vs. Carolina, Dec. 7... Contributed one stop on coverage units at Chicago, Dec. 15... Tallied a career-high three solo stops on defense and added a special teams tackle vs. Atlanta, Dec. 21.

**COLLEGE** — Transferred to Northwest Missouri State from Joliet (Ill.) Junior College in 2012 and as a senior, Dixon helped the Bearcats win the 2013 NCAA Division II Football Championship. During his two seasons with the Bearcats, recorded 51 tackles, six interceptions and a recovered block punt returned for a touchdown over the course of 25 games with 22 starts... As a senior, recorded 21 tackles, one interception, six passes defended, two forced fumbles and one fumble recovery. As a junior in 2012, recorded 30 tackles and five interceptions for the Bearcats... Was a first-team All-Conference defensive back with his twin brother, Brandon, at Joliet... Majored in corporate recreation.

**PERSONAL** — Prepped at Coconut Creek (Fla.) HS... Brandon, also a cornerback, was a sixth round draft pick of the New York Jets in 2014 and currently plays for the Tampa Bay Buccaneers... 2014 was the first season that the two brothers were on different teams dating back to youth football... Brian Samuel Dixon was born April 26, 1990 in Fort Lauderdale, Fla.

## BRIAN DIXON

Year	Team	GP	GS	Tot	TACKLES				Yds	INTERCEPTIONS					FUMBLES		
					Solo	Asst	Sk			No	Yds	Lg	TD	PD	FF	FR	Yds
2014	New Orleans	16	0	8	8	0	0.0		0.0	0	0	0	0	1	1	0	0
<b>NFL totals</b>		<b>16</b>	<b>0</b>	<b>8</b>	<b>8</b>	<b>0</b>	<b>0.0</b>		<b>0.0</b>	<b>0</b>	<b>0</b>	<b>0</b>	<b>0</b>	<b>1</b>	<b>1</b>	<b>0</b>	<b>0</b>

**ADDITIONAL STATISTICS:** Special Teams Tackles — (2014, 12) Total: 12.

**CAREER HIGHS:** Tackles — 3, vs. Atlanta (12/21/14); Sacks — 0; Interceptions — 0; Long Interception Return — 0; Int. Ret. for TD — 0; Passes Defended — 1, vs. San Francisco (11/9/14); Forced Fumbles — 1, vs. Tampa Bay (10/5/14); Fumble Recoveries — 0; Special Teams Tackles — 2 (2x), last vs. San Francisco (11/9/14).

OWNERSHIP

FOOTBALL

ADMINISTRATION

RECORDS

HISTORY



## JUSTIN DRESCHER

# 47

## LS

HEIGHT: 6-1    WEIGHT: 235

COLLEGE: COLORADO

JOINED SAINTS: FA-10

NFL EXPERIENCE: 6

BORN: 1/1/88

**NFL CAREER** – Drescher was signed as a free agent by the Saints during the 2010 season and has handled snapping duties in all 70 regular season games and four postseason contests. He is expected to reprise snapping duties in 2015.

**CAREER TRANSACTIONS** – Agreed to terms on a four-year contract, 3/13/13; Agreed to terms on a one-year contract (ERFA), 2/29/12; Signed by New Orleans, 11/23/10; Waived by Atlanta Falcons, 6/15/10; Signed by Atlanta as an undrafted free agent, 4/26/10.

**2014** – Played in all 16 games handling long snapper duties...Recorded one special teams tackle vs. Cincinnati, Nov. 16...Helped kicker Shayne Graham convert 19-of-22 field goal attempts. **2013** – Handled all snaps in all 16 regular season games, as well as both postseason contests. **2012** – Played in all 16 games, handling snapping duties...Helped kicker Garrett Hartley convert 18-of-22 field goal attempts. **2011** – Played in all 16 regular season games handling snapping duties on extra points, field goals and punts, as well as both postseason contests...Helped kicker John Kasay convert 28-of-34 field goal attempts. **2010** – After spending part of the offseason with Atlanta, he was signed by New Orleans on Nov. 23 and handled snapping duties for the final six regular season games and one playoff contest...Recorded one special teams tackle at Cincinnati, Dec. 5...Helped Hartley convert all 10 of his field goal attempts.

**COLLEGE** – Long snapper for the Buffaloes for all four of his collegiate seasons in Boulder, appearing in 49 games, making five tackles and recovering a fumble on special teams while handling the snap on every kick...Graduated with a bachelor's degree in finance.

**PERSONAL** – Second-team All-District selection as a senior, playing G and LS for Carroll (Southlake, Texas) HS...Was a part of two state championship team, winning 32 consecutive games in his two seasons...Also lettered in baseball...Participated in a sporting clays competition with New Orleans Saints alumni to benefit the Green Beret and Navy Seal Foundations in 2013...One of the club's most active players in the community, Drescher also has participated in the NFL-United Way Hometown Huddle events, Playworks School visits, Roto's Literacy Program visits, supported Winn-Dixie/Second Harvest Food Bank Thanksgiving food drives, visited patients at Ochsner Medical Center as well as participating in the "Baskets of Hope" program at the hospital and participated in Verizon-sponsored fan engagement events...Born Jan. 1, 1988 in Colorado Springs, Colo.



## JUSTIN DRESCHER

**Games Played/Started: New Orleans** — (2010, 6/0); (2011, 16/0); (2012, 16/0); (2013, 16/0); (2014, 16/0) **Totals: 70/0**

**ADDITIONAL STATISTICS: Special Teams Tackles** — (2010, 1); (2014, 1) **Total: 2.**

**CAREER HIGHS: Special Teams Tackles** — 1 (2x), last vs. Cincinnati (11/16/14).

### POSTSEASON

**Games Played/Started: New Orleans** — (2010, 1/0); (2011, 2/0); (2013, 2/0) **Totals: 5/0**



## KASIM EDEBALI

91

OLB

**HEIGHT: 6-2 WEIGHT: 253**

**COLLEGE: BOSTON COLLEGE**

**JOINED SAINTS: FA-14**

**NFL EXPERIENCE: 2**

**BORN: 8/17/89**

**NFL CAREER** — One of two undrafted free agents to be on the club's opening day roster out of the preseason, Edebali contributed to both the defense and special teams units as a rookie in 2014. The Hamburg, Germany native played in all 16 games and recorded 18 tackles, two sacks, one forced fumble and 12 special teams stops.

**CAREER TRANSACTIONS** — Agreed to terms with New Orleans as an undrafted free agent, 5/12/14.

**2014** — Played in 16 games and contributed 18 tackles (11 solo), two sacks, one forced fumble and 12 special teams stops...Made his first defensive tackle and special teams stop at Dallas, Sept. 28...Posted career-highs in tackles and sacks when he finished with four stops, took down Aaron Rodgers twice and added a forced fumble vs. Green Bay, Oct. 26...Had three special teams tackles at Chicago Dec. 15 and at Tampa Bay, Dec. 28.

**COLLEGE** — Played in 49 games at Boston College, recording career totals of 166 tackles (88 solo), 11 sacks, 24.5 tackles for a loss, 15 passes defensed, four forced fumbles, and three fumble recoveries...As a senior, started all 13 games, recording 67 tackles (36 solo), 9.5 sacks, 15 tackles for a loss, three forced fumbles, two fumble recoveries and five passes defensed and was named All-ACC second-team by the league's coaches as well as All-ACC third-team honors from the media...Earned a bachelor's degree in Communications with a concentration in Germanic Studies in 2013.

**PERSONAL** — Played two years at Kimball Union Academy (Meriden, N.H.) as part of the USA Football International Student Program...Gained All-New Eng-



# 91 KasimEDEBALI OLB (cont.)


land honors at TE/DE as a senior...Two-time All-Evergreen League selection...2008 Evergreen League Most Valuable Lineman...The Hamburg, Germany native is fluent in German...Born August 17, 1989.

## KASIM EDEBALI

Year	Team	GP	GS	Tot	TACKLES			Yds	INTERCEPTIONS					FUMBLES		
					Solo	Asst	Sk		No	Yds	Lg	TD	PD	FF	FR	Yds
2014	New Orleans	16	0	18	11	7	2.0	9.0	0	0	0	0	0	1	0	0
NFL totals		16	0	18	11	7	2.0	9.0	0	0	0	0	0	1	0	0

**ADDITIONAL STATISTICS:** Special Teams Tackles — (2014, 12) **Total: 12.**

**CAREER HIGHS:** Tackles — 4, vs. Green Bay (10/26/14); Sacks — 2, vs. Green Bay (10/26/14); Interceptions — 0; Long Interception Return — 0; Int. Ret. for TD — 0; Passes Defensed — 0; Forced Fumbles — 1, vs. Green Bay (10/26/14); Fumble Recoveries — 0; Special Teams Tackles — 3 (2x), last at Tampa Bay (12/28/14).



## DANNELL ELLERBE

# 59

**ILB**

HEIGHT: 6-1    WEIGHT: 245  
COLLEGE: GEORGIA  
JOINED SAINTS: TR-15 (MIA)  
NFL EXPERIENCE: 7  
BORN: 11/29/85

**NFL CAREER** — Acquired in a trade with the Miami Dolphins in the 2015 off-season, Dannell Ellerbe will compete for a spot in the club's linebacker rotation in training camp after missing most of the 2014 campaign with a hip injury. Originally signed as an undrafted free agent by the Baltimore Ravens out of Georgia in 2008, the versatile linebacker has played in 62 games with 30 starts and has totaled 293 tackles (210 solo), 6.5 sacks, three interceptions, three fumble recoveries, nine passes defensed, 18 special teams stops, and one coverage forced fumble.

**CAREER TRANSACTIONS** — Acquired by the Saints from Miami with a third round draft pick in exchange for WR Kenny Stills, 3/13/15; Placed by the Dolphins on injured reserve, 9/8/14; Signed by the Dolphins as an unrestricted free agent from Baltimore, 3/12/13; Re-signed by Baltimore to a one-year contract as a restricted free agent, 3/13/12; Re-signed by Baltimore to a one-year contract as an exclusive rights free agent, 7/30/11; Re-signed by Baltimore to a one-year contract as an exclusive rights free agent, 5/18/10; Originally signed as an undrafted rookie free agent by Baltimore, 5/8/09.

**2014** — Started and posted two solo tackles in season opener vs. New England, Sept. 7 before being placed on injured reserve with a hip injury. **2013** — Started 15 games in his first season in Miami. Ranked third on the Dolphins with a career-high 101 tackles (70 solo) and added five passes defensed, two interception returns for 25 yards, two fumble recoveries and one sack. Had five games of double-digit tackles. Led the team in tackles six times and finished second twice...Made Dolphins debut

in a starting role and tied for the team lead with six tackles at Cleveland, Sept. 8... Led the team with 14 tackles at Indianapolis, Sept. 15... Tied for the team lead with eight tackles and also recovered a fumble at New Orleans, Sept. 30... After missing one contest with a shoulder injury returned to starting role at New England, Oct. 27 and led team with 11 tackles... Had four tackles, four passes defended and one interception of Bengals quarterback Andy Dalton vs. Cincinnati, Oct. 31... Led the team with 11 tackles and a sack of Buccaneers quarterback Mike Glennon at Tampa Bay, Nov. 11... Had an interception off a Geno Smith pass with 32 seconds left in the first half to set up a Caleb Sturgis field goal with nine seconds left in the half at N.Y. Jets, Dec. 1. **2012** – Played in 13 regular season games with seven starts for Baltimore and recorded 89 tackles (66 solo), 4.5 sacks for 29.5 yards in losses, two passes defended, three special teams stops and one coverage forced fumble. Started all four playoff games as Ravens won Super Bowl XLVII and finished tied for second on team with 32 tackles (25 solo), also recording two passes defended and an interception... Registered eight tackles, 1.5 sacks for 12.5 yards in losses and a special teams stop vs. New England, Sept. 23... Led team with 12 tackles (nine solo) and had a pass defended at Houston, Oct. 21... Tied season-high with 12 tackles at Pittsburgh, Nov. 18... Missed three games with an ankle injury... Returned to the starting lineup and led the team with five solo tackles for a defense that held New York to 186 total net yards and 20-percent (2-of-10) on third down vs. Giants, Dec. 23... Ranked third on the team with nine tackles (eight solo) in the AFC Wild Card Playoff Game vs. Indianapolis, 1/6/13... Netted nine solo tackles in 38-35 double overtime victory in the AFC Divisional Playoff Game at Denver, 1/12/13... Produced five tackles, one pass defended and his first-career postseason interception in the AFC Championship Game at New England, 1/20/13. **2011** – Saw action in nine regular season games with three starts and recorded 17 tackles (13 solo) and a special teams stop. Played in two playoff games with a start and recorded six tackles (three solo)... Started first game of the season in place of an injured Ray Lewis and had three tackles vs. Cincinnati, Nov. 20... Led the team with seven tackles at Cleveland, Dec. 4... Started and posted three tackles in AFC Championship Game at New England, 1/22/12. **2010** – Saw action in 11 regular season games with one start and recorded 29 tackles (22 solo), one sack for a loss of 13 yards and one pass defended. Played in both playoff games and recorded seven tackles (five solo) and one forced fumble... Posted six tackles and first career sack vs. New Orleans, Dec. 19, dropping Saints quarterback Drew Brees for a 13-yard loss... Had six tackles and one forced fumble in Divisional Playoff Game at Pittsburgh, 1/15/11. **2009** – Saw action in 13 regular season games with three starts as the only rookie free agent to make the Ravens' opening-day 53-man roster in 2009 and recorded 55 tackles (37 solo), four passes defended, one fumble recovery, a 28-yard interception return and eight special teams stops. Started two playoff games and recorded 16 tackles (15 solo)... Made his NFL debut at New England, Oct. 4 and posted six tackles... Registered a fumble recovery and an interception for a 28-yard return at Oakland, 1/3/10... Had six tackles in Wild Card Playoff Game at New England, 1/10/10... Posted 10 tackles in Divisional Playoff Game at Indianapolis, 1/16/10.

**COLLEGE** – A four-year letterman and two-year starter at the University of Georgia from 2005-08. Played in 43 career games. Totaled 148 tackles, 8.5 sacks, three interceptions, two fumbles recovered and one forced fumble... Appeared in 10 games (nine starts) as a senior in 2008. Posted 33 tackles and one interception... Appeared in 13 games, making 11 starts as a junior in 2007. Earned second-team

OWNERSHIP

FOOTBALL

ADMINISTRATION

RECORDS

HISTORY



# 59 DannelLELLEBE ILB (cont.)

OWNERSHIP

FOOTBALL

ADMINISTRATION

RECORDS

HISTORY

All-SEC honors by the *AP* and the Southeastern Conference coaches. Finished as the team's leading tackler with 93 tackles (63 solo) and added 12.5 tackles for loss, two forced fumbles, one fumble recovery and one interception...Appeared in 10 games and recorded seven tackles as a sophomore in 2006...Part of Southeastern Conference Championship team (10-3) as a redshirt freshman in 2005. Saw action in 10 games. Produced 15 tackles (11 solo), two sacks and an interception...Graduated in Dec. 2008 with a bachelor's degree in housing.

**PERSONAL** – Attended Richmond County (Rockingham, N.C.) HS...Earned All-State honors by the *AP* and was an All-Mid-Atlantic Team and All-Mid-Southeastern pick by SuperPrep as a senior...Posted 165 tackles and nine sacks...Named the Defensive Most Valuable Player of the 2003 Shrine Bowl (N.C.-S.C. All-Star Game) in which he had nine tackles, three passes defended and an interception...Also participated in track and field, earning a high jump of 6'6" as a junior...Worked with local schools in Ravens' bowling, laser tag, Dave & Buster's and go-karting events...Was an avid supporter of Ravens teammates' charitable initiatives, including Jameel McClain's Thanksgiving Distribution, the Ben Grubbs Thanksgiving Distribution at the Park Heights Boys & Girls Club and the Ladarius Webb Charity Bowling Classic...Was an active participant in Ravens team activities, including the Countdown to Kickoff BBQ, a Purple Evening and the Goodwill Gridiron Halloween Party...Joined his Dolphins teammates to distribute packages for the Salvation Army Holiday Gift Distribution in 2013...Participated in NFL Finance Camp at the University of Miami (Fla.) School of Business Administration in March, 2015...Born Nov. 29, 1985 in Hamlet, N.C.

## DANNELL ELLERBE

Year	Team	GP	GS	Tot	TACKLES			Yds	INTERCEPTIONS					FUMBLES		
					Solo	Asst	Sk		No	Yds	Lg	TD	PD	FF	FR	Yds
2009	Baltimore	13	3	55	37	18	0.0	0.0	1	28	28	0	4	0	1	0
2010	Baltimore	11	1	29	22	7	1.0	13.0	0	0	0	0	1	0	0	0
2011	Baltimore	9	3	17	13	4	0.0	0.0	0	0	0	0	0	0	0	0
2012	Baltimore	13	7	89	66	23	4.5	29.5	0	0	0	0	2	0	0	0
2013	Miami	15	15	101	70	31	1.0	5.0	2	25	16	0	5	0	2	0
2014	Miami	1	1	2	2	0	0.0	0.0	0	0	0	0	0	0	0	0
<b>NFL Totals</b>		<b>62</b>	<b>30</b>	<b>293</b>	<b>210</b>	<b>83</b>	<b>6.5</b>	<b>47.5</b>	<b>3</b>	<b>53</b>	<b>28</b>	<b>0</b>	<b>12</b>	<b>0</b>	<b>3</b>	<b>0</b>

**ADDITIONAL STATISTICS:** Special Teams Tackles — (2009, 8); (2010, 6); (2011, 1); (2012, 3) **Total: 18;** Special Teams Forced Fumbles — (2012, 1) **Total: 1.**

**CAREER HIGHS:** Tackles — 14, at Indianapolis (9/15/13); Sacks — 1.5, vs. New England (9/23/12); Interceptions — 1 (3x), last at New York Jets (12/1/13); Interception Returns for TD — 0; Passes Defended — 4, vs. Cincinnati (10/31/13); Forced Fumbles — 0; Fumble Recoveries — 1 (3x), last vs. Baltimore (10/6/13).

### POSTSEASON

Year	Team	GP	GS	Tot	TACKLES			Yds	INTERCEPTIONS					FUMBLES		
					Solo	Asst	Sk		No	Yds	Lg	TD	PD	FF	FR	Yds
2009	Baltimore	2	2	16	15	1	0.0	0.0	0	0	0	0	0	0	0	0
2010	Baltimore	2	0	7	5	2	0.0	0.0	0	0	0	0	0	1	0	0
2011	Baltimore	2	1	6	3	3	0.0	0.0	0	0	0	0	0	0	0	0
2012	Baltimore	4	4	32	25	7	0.0	0.0	1	2	2	0	2	0	0	0
<b>NFL Totals</b>		<b>10</b>	<b>7</b>	<b>61</b>	<b>48</b>	<b>13</b>	<b>0.0</b>	<b>0.0</b>	<b>1</b>	<b>2</b>	<b>2</b>	<b>0</b>	<b>2</b>	<b>1</b>	<b>0</b>	<b>0</b>

**POSTSEASON CAREER HIGHS:** Tackles — 10, at Indianapolis (1/16/10); Sacks — 0; Interceptions — 1, at New England (1/20/13); Passes Defended — 1 (2x), last at New England (1/20/13); Forced Fumbles — 1, at Pittsburgh (1/15/11); Fumble Recoveries — 0.



# JAHRI EVANS

# 73

G

HEIGHT: 6-4    WEIGHT: 318  
COLLEGE: BLOOMSBURG  
JOINED SAINTS: D4-06  
NFL EXPERIENCE: 10  
BORN: 8/22/83

**NFL CAREER** – Since 2009, Evans has enjoyed six of the most decorated seasons for a Saints offensive lineman. He’s been voted to the Pro Bowl each of the last six seasons and is widely regarded as among the NFL’s top linemen, with the Saints finishing in the top 10 offensively in each of his nine seasons, leading the league five times. A powerful run blocker and polished in pass protection, Evans has started all 142 games he’s appeared in for the Saints at right guard, tied for 14th on the club’s all-time games played list. In 2014, he opened all 16 contests for the NFL’s top-ranked offense. Evans was originally a fourth-round pick in 2006 out of Bloomsburg.

**CAREER TRANSACTIONS** – Signed to a one-year contract extension, 4/1/15; Re-signed to a seven-year contract, 5/11/10; Re-signed to a one-year contract (RFA), 4/21/09; Signed to a three-year contract, 7/25/06; Selected in the fourth round (108th overall) of the 2006 NFL Draft.

**HONORS** – **2014:** Pro Bowl. **2013:** Pro Bowl, *Associated Press* second-team All-Pro; USA Football All-Fundamentals Team. **2012:** Pro Bowl (starter), *Associated Press* first-team All-Pro. **2011:** Pro Bowl (starter); *Associated Press* first-team All-Pro; PFWA/*Pro Football Weekly* All-NFL and All-NFC; *The Sporting News* All-Pro; Madden Most Valuable Protectors of the Year (Offensive Line Award); Madden Most Valuable Protectors Award (Week 9, Offensive Line). **2010:** Pro Bowl (starter); *Associated Press* first-team All-Pro; PFWA/*Pro Football Weekly* All-NFL and All-NFC; *The Sporting News* All-Pro, 100 Greatest Players (No. 42); Madden Most Valuable Protectors Award (Week 6, Offensive Line). **2009:** Pro Bowl (starter); *Associated Press* first-team All-Pro; PFWA/*Pro Football Weekly* All-NFL; *Sporting News* All-Pro; *Sports Illustrated* (Peter King) All-Pro; Madden Most Valuable Protectors of the Year (Offensive Line Award). **2006:** PFWA/*Pro Football Weekly* All-Rookie; *Dallas Morning News* All-Rookie.

**2014** – Earned his sixth-consecutive Pro Bowl nod after starting all 16 games, blocking for the NFL’s top-ranked offense (411.4 net yards per game) and helping quarterback Drew Brees capture the league’s passing yardage crown (tied for first in 2014) for the fifth time since 2006. Pro Bowl selections second among Saints offensive linemen behind Pro Football Hall of Fame tackle William Roaf (7) and tied for third in team history with kicker Morten Andersen and linebacker Ricky Jackson behind Brees (8) and Roaf. ...Blocked for an offensive unit that totaled 443 total net yards, protecting Brees, who completed 80.6% of his passes (29 of 36) for 375 yards and three TDs at Chicago, Dec. 15...Helped protect Brees, who

OWNERSHIP

FOOTBALL

ADMINISTRATION

RECORDS

HISTORY

completed 19 of 27 passes (70.4%) for 257 yards, five touchdowns and zero interceptions at Pittsburgh, Nov. 30...Helped protect Brees, who threw for 311 yards and three TDs and blocked for RB Mark Ingram, who rushed for a career-high 172 yards vs. Green Bay, Oct. 26. **2013** – Started 14 regular season games and both postseason contests and was named an *Associated Press* second-team All-Pro and voted to the Pro Bowl for the fifth consecutive season...Evans and Ben Grubbs were the second Saints guard tandem selected to the Pro Bowl (Evans/Carl Nicks, 2010-11). Blocked for an offense ranked fourth in the NFL (399.4 ypg)...Dressed, but did not play in Week Three vs. Arizona, Sept. 22, breaking a streak of 114 consecutive starts to open career, the longest by a Saint and second-longest games started streak in club history...Inactive (ankle) at Atlanta, Nov. 21...Vs. Dallas, Nov. 10, blocked for an offense that set an NFL record with 40 first downs and a team record with 625 total net yards. **2012** – Started all 16 games for seventh consecutive season...Consensus first-team All-Pro and voted to Pro Bowl as starter for fourth straight year...Part of a line that gave up only 26 sacks, tied for third fewest in the NFL, giving up only 11 in the last eight games...Blocked for an offense that finished ranked second in the NFL in net yards per game (410.9) and third in points scored (461). **2011** – Started all 16 regular season games for sixth consecutive season and both playoff contests...Named a consensus first-team All-Pro and voted to the Pro Bowl as starter for third straight year...Part of an offensive line that relinquished only 24 sacks during the 2011 season, tied for second fewest in the NFL, giving up only five in the last eight games...Blocked for an offense that finished ranked first in the NFL in offense as they set a league single-season record with 7,474 yards, capturing Madden Protectors Award for the second time in three years, in recognition of the line's performance...An integral part of the line that helped the Saints finish with a franchise-record 547 points. **2010** – Started all 16 regular games for the fifth consecutive season and opened NFC Wild Card Playoff contest at Seattle...Part of one of only two NFL offensive lines to start all 16 regular season games...Consensus first-team All-Pro, and voted to Pro Bowl as starter for the second straight year...Evans and Carl Nicks were the first Saints guard tandem to be selected to the Pro Bowl in club record books...Evans' run and pass blocking helped Saints average 372.5 yards per game, the NFL's sixth-highest figure...Part of an offensive line that surrendered only 26 sacks, fifth-lowest in the NFL. **2009** – Started all 16 regular season games and all three postseason starts...Unanimous first-team All-Pro selection, and voted to

## STARTING STREAK

**Evans has been selected to six consecutive Pro Bowls. Overall, his six selections are tied for third in franchise history and ranked second all-time among Saints offensive linemen.**

### PRO BOWL SELECTIONS BY SAINTS

Player	Selections
Drew Brees	8
William Roaf	7
Jahri Evans	6
Morten Andersen	6
Rickey Jackson	6

### PRO BOWL SELECTIONS BY SAINTS OFFENSIVE LINEMEN

Offensive Lineman	Selections
T William Roaf	7
G Jahri Evans	6

Pro Bowl for the first time...One of only four guards at the time to be named to the Pro Bowl in club history, joining Jake Kupp (1969), Brad Edelman (1987) and LeCharles Bentley (2003)...The Saints also had 348 first downs and gained an NFL-best 6,461 yards, at that time both the second-highest totals in team history...The offensive line's blocking for the NFL's sixth-ranked rushing offense enabled the Saints to set a franchise record averaging 4.5 yards per carry, the league's seventh-highest total...Key part of a unit that allowed 20 sacks, the fourth-least in the league. In three postseason contests, the offensive front only allowed Brees to be dropped for a loss twice. **2008** – Part of a line that allowed a club-low 13 sacks on the season. The blocking by Evans and the offensive line allowed the Saints to finish first in NFL with 463 points and 6,571 yards. Started all 16 games for third straight season. **2007** – Continued solid play blocking for an offense ranked third in the NFL. Started all 16 games. **2006** – Emerged as one of line's most consistent performers in training camp and moved into the starting lineup by early in the preseason. Started all 16 regular season games and both playoff contests. First Saints offensive lineman to start every game as a rookie since Roaf (1993). First Saints guard to start every game as a rookie since Edelman (1982). First Saints rookie to start all 16 games since defensive end Darren Howard (2000)...Recovered a fumble vs. Philadelphia, Oct. 15.

**COLLEGE** – A Finalist for the Division II Gene Upshaw Offensive Player of the Year Award in each of his final two seasons...Anchored the Bloomsburg offensive line at left tackle after taking over as the starter as a sophomore...As a junior had 88 knockdowns with 10 touchdown-resulting blocks...Was a reserve in 2002 and redshirted in 2001...Graduated with a bachelor's degree in exercise science.

**PERSONAL** – Attended Frankford (Philadelphia, Pa.) HS...In 2009, established a full Board of Governors scholarship at Bloomsburg for in-state minority students enrolled at BU's Master of Science in clinical athletic training program...Born Aug. 22, 1983 in Philadelphia, Pa...Did not play football before high school...Suffered a fractured leg playing basketball before senior year and missed entire season...Concentrated on academics, ended up graduating tenth in his class, and attended Bloomsburg on academic scholarship...He and his offensive line teammates sponsored holiday bike giveaways in 2009 and 2010...Participated with teammates in the 2013 United Way Hope for the Holidays campaign to raise money to construct and rehabilitate housing for those impacted by Hurricanes Katrina and Isaac...Has annually held a youth football and cheerleading camp in his hometown since 2007...In 2013, he attended the NFL Franchising Boot Camp at the Ross School of Business at the University of Michigan.



## JAHRI EVANS

**Games Played/Started: New Orleans** — (2006, 16/16); (2007, 16/16); (2008, 16/16); (2009, 16/16); (2010, 16/16); (2011, 16/16); (2012, 16/16); (2013, 14/14); (2014, 16/16) **Totals: 142/142**

### POSTSEASON

**Games Played/Started: New Orleans** — (2006, 2/2); (2009, 3/3); (2010, 1/1); (2011, 2/2); (2013, 2/2) **Totals: 10/10**

OWNERSHIP

FOOTBALL

ADMINISTRATION

RECORDS

HISTORY



## GLENN FOSTER

# 97

## DE

HEIGHT: 6-4    WEIGHT: 285

COLLEGE: ILLINOIS

JOINED SAINTS: FA-13

NFL EXPERIENCE: 3

BORN: 5/31/90

**NFL CAREER** – Glenn Foster looks to bounce back after suffering a season-ending knee injury in 2014 which allowed him to appear in only five games, recording one solo tackle. A raw talent who was picked up as an undrafted free agent from the University of Illinois, Foster filled in nicely in the defensive line rotation in 2013 and showed his ability as a pass rusher when called upon, leading Saints rookies with three sacks. Foster is a physical player who adds size to the defensive line and should continue to improve with more experience and knowledge of the game.

**CAREER TRANSACTIONS** – Placed on injured reserve, 10/20/14; Agreed to terms with the New Orleans Saints, 4/28/13.

**2014** – Played in five games as part of the defensive line rotation before being placed on injured reserve, Oct. 20...Tallied one solo stop at Dallas, Sept. 28.

**2013** – Played in 12 games as a rookie, missing a pair with an ankle injury and two others with a knee injury, and recorded nine tackles, three sacks and one pass defense...After missing first two games with an ankle injury, in his NFL debut vs. Arizona, Sept. 22, posted one sack for a loss of two yards as part of a two-tackle (one solo) day...Finished with one tackle and one sack vs. Buffalo, Oct. 27...Recorded one solo tackle, one sack and a pass defense vs. Dallas, Nov. 10...Suffered knee injury at Atlanta, Nov. 21, that caused him to miss next two games...In his postseason debut at Philadelphia, 1/4/14, recorded one assisted tackle...Saw action on the defensive line rotation and on special teams in NFC Divisional Playoff at Seattle, 1/11/14.

**COLLEGE** – Posted career totals of 23 starts, 73 tackles with 11 stops for a loss, four sacks, one interception and three passes defended at the University of Illinois...Started all 12 games at defensive tackle as a senior in 2012 and finished the season with 31 tackles, 5.5 stops for a loss and 2.5 sacks...Recorded or matched career highs in tackles (seven), solo tackles (six), stops for a loss (three) and sacks (two) at Ohio State...Tallied 32 tackles with four stops for a loss, a half sack, three passes defended and an interception as a junior in 2011...Played in all 13 games and contributed 10 tackles with 1.5 stops for a loss and a sack as a sophomore in 2010...Tallied first career sack in a win at Penn State...Played in three games as a redshirt freshman in 2009 and recorded no statistics...Majored in sociology.

**PERSONAL** – Prepped at Mt. Carmel (Chicago, Ill.) HS...Recorded 44 tackles with six stops for a loss of 43 yards, despite an injury-shortened senior season...Born May 31, 1990 in Chicago, Ill.

## GLENN FOSTER

Year	Team	GP	GS	Tot	TACKLES			Yds	INTERCEPTIONS					FUMBLES		
					Solo	Asst	Sk		No	Yds	Lg	TD	PD	FF	FR	Yds
2013	New Orleans	12	0	9	6	3	3.0	9.0	0	0	0	0	1	0	0	0
2014	New Orleans	5	0	1	1	0	0.0	0.0	0	0	0	0	0	0	0	0
<b>NFL Totals</b>		<b>17</b>	<b>0</b>	<b>10</b>	<b>7</b>	<b>3</b>	<b>3.0</b>	<b>9.0</b>	<b>0</b>	<b>0</b>	<b>0</b>	<b>0</b>	<b>1</b>	<b>0</b>	<b>0</b>	<b>0</b>

**CAREER HIGHS:** Tackles — 2 (3x), last at New England (10/13/13); Sacks — 1 (3x), last vs. Dallas (11/10/13); Interceptions — 0; Passes Defensed — 1, vs. Dallas (11/10/13); Forced Fumbles — 0; Fumble Recoveries — 0.

### POSTSEASON

Year	Team	GP	GS	Tot	TACKLES			Yds	INTERCEPTIONS					FUMBLES		
					Solo	Asst	Sk		No	Yds	Lg	TD	PD	FF	FR	Yds
2013	New Orleans	2	0	1	0	1	0.0	0.0	0	0	0	0	0	0	0	0
<b>NFL Totals</b>		<b>2</b>	<b>0</b>	<b>1</b>	<b>0</b>	<b>1</b>	<b>0.0</b>	<b>0.0</b>	<b>0</b>	<b>0</b>	<b>0</b>	<b>0</b>	<b>0</b>	<b>0</b>	<b>0</b>	<b>0</b>

**POSTSEASON CAREER HIGHS:** Tackles — 1, at Philadelphia (1/4/14); Sacks — 0; Interceptions — 0; Forced Fumbles — 0; Fumble Recoveries — 0.



## JERRY FRANKLIN

# 54

## LB

HEIGHT: 6-1    WEIGHT: 245  
COLLEGE: ARKANSAS  
JOINED SAINTS: FA-14  
NFL EXPERIENCE: 3  
BORN: 1/20/88

**NFL CAREER** – Signed to the club's active roster for the season finale, Franklin is a two-year NFL veteran who has appeared in 20 games with Chicago and Kansas City and has posted one solo tackle and 11 special teams stops. The former University of Arkansas standout will compete for a roster spot in the off-season and training camp.

**CAREER TRANSACTIONS** – Signed to the New Orleans Saints active roster from practice squad, 12/26/14; Signed by New Orleans to practice squad, 11/18/14; Waived by Kansas City, 11/8/14; Signed by Kansas City to active roster from practice squad, 9/9/14; Signed by Kansas City to practice squad, 9/1/14; Released by Chicago, 8/30/14; Signed to Chicago active roster from practice squad, 10/18/13; Signed to Chicago practice squad, 9/1/13; Waived by Chicago, 8/30/13; Signed to Chicago active roster from Dallas practice squad, 12/11/12; Signed to Dallas practice squad, 11/14/12; Released from Carolina practice squad, 11/6/12; Signed to Carolina practice squad, 10/17/12; Waived by Denver, 8/31/12; Signed as an undrafted free agent with Denver, 4/29/12.

**2014** – Inactive in finale at Tampa Bay, Dec. 28...Previously played in seven games for Kansas City and posted a solo tackle and three special teams stops.

**2013** – Played in 10 games for Chicago and posted six special teams stops...Set



## 54 JerryFRANKLIN LB (cont.)

career-high with two special teams stops in 2013 debut at Washington, Oct. 13.

**2012** – Played in last three games of season for Chicago and posted two special teams tackles...Made first career stop at Arizona, Dec. 23...Posted one special teams tackle in season finale at Detroit, Dec. 30.

**COLLEGE** – Appeared in 51 games with 50 starts for the Razorbacks (2008-11)...Totaled 382 tackles, including 31.5 stops for a loss and 10 sacks...Recorded five interceptions, two forced fumbles and five fumble recoveries...Led the Razorbacks defense in tackles each of his four years in Fayetteville...Earned second-team all-SEC honors as a junior...Selected to the all-SEC freshman team... Majored in recreation and sport management.

**PERSONAL** – Named the Class 6A Offensive Player Of The Year and the 6A East Back Of The Year at Marion (Ark.) High School...Earned first-team All-State honors as a wide receiver and running back...Had 18 receptions for 463 yards and 12 touchdowns, as he ran six times for 183 yards and three TDs...On defense, he had 76 tackles and six interceptions with two interceptions returned for TDs.

### JERRY FRANKLIN

Year	Team	GP	GS	Tot	TACKLES			Yds	INTERCEPTIONS					FUMBLES		
					Solo	Asst	Sk		No	Yds	Lg	TD	PD	FF	FR	Yds
2012	Chicago	3	0	0	0	0	0.0	0.0	0	0	0	0	0	0	0	0
2013	Chicago	10	0	0	0	0	0.0	0.0	0	0	0	0	0	0	0	0
2014	Kansas City	7	0	1	1	0	0.0	0.0	0	0	0	0	0	0	0	0
<b>NFL Totals</b>		<b>20</b>	<b>0</b>	<b>1</b>	<b>1</b>	<b>0</b>	<b>0.0</b>	<b>0.0</b>	<b>0</b>	<b>0</b>	<b>0</b>	<b>0</b>	<b>0</b>	<b>0</b>	<b>0</b>	<b>0</b>

**ADDITIONAL STATISTICS:** Special Teams Tackles — (2012, 2); (2013, 6); (2014, 3) **Total: 11.**

**CAREER HIGHS:** Tackles — 1, at San Francisco (10/5/14); Sacks — 0; Interceptions — 0; Passes Defensed — 0; Forced Fumbles — 0; Fumble Recoveries — 0; Special Teams Tackles — 2, at Washington (10/13/13).



### TERRENCE FREDERICK

# 37

CB

HEIGHT: 5-10 WEIGHT: 187

COLLEGE: TEXAS A&M

JOINED SAINTS: FA-14

NFL EXPERIENCE: 2

BORN: 2/10/90

**NFL CAREER** – Terrence Frederick has played in a total of five games with the Saints and the New York Giants, posting career totals of 17 tackles and two special teams stops. In 2014, he was activated from the practice squad to the 53-man roster for the last five weeks of the season and posted his 17 career stops in three contests, all of which he started opposite Keenan Lewis.

**CAREER TRANSACTIONS** – Activated from practice squad, 11/18/14; Signed to practice squad, 9/1/14; Waived, 8/30/14; Signed by the Saints off the Cleveland Browns practice squad, 12/25/13; Signed to the Cleveland practice squad, 9/2/13; Waived by the New York Giants, 8/31/13; Re-signed to the Giants active roster, 12/26/12; Signed to the Giants practice squad, 12/19/12; Waived by the Giants, 12/18/12; Signed to the Giants active roster, 12/15/12; Signed to the Giants practice squad, 9/8/12; Waived by the Steelers, 8/31/12; Signed by the Steelers to a four-year contract, 5/9/12; Selected by the Pittsburgh Steelers (246th pick overall) in the seventh round of the 2012 NFL Draft.

**2014** – Started the final three games he appeared in after being signed from the practice squad, Nov. 18...Made Saints debut at Chicago, Dec. 15 and made two solo tackles...Recorded a career-high eight tackles (seven solo) in finale at Tampa Bay, Dec. 28. **2013** – Inactive for regular season finale and both playoff games for Saints after being signed from Cleveland practice squad in Week 17. **2012** – Played in two games for the Giants after being activated from their practice squad, at Atlanta, Dec. 16 and vs. Philadelphia, Dec. 30. Notched two special teams stops vs. Philadelphia.

**COLLEGE** – Played in 50 career games with 45 starts, including 39 consecutive to end career at Texas A&M...Two-time honorable mention All-Big 12 selection (2011, 2010) finished career with 205 tackles, six sacks, four interceptions, 19 stops for losses and 29 passes defended, sixth-best total in school history...As a senior in 2011, started every game and named All-Big 12 honorable mention after making 54 tackles (43 solo), a team-high 13 passes defended and an interception, also scooping up a blocked punt and returning it 63 yards for a touchdown... Started all 13 games as a junior in 2010. Honorable mention All-Big 12, finishing with 57 tackles, eight stops for loss, a sack, an interception, a forced fumble and a fumble recovery. Shared team lead with nine passes defended...Started all 13 games as a sophomore in 2009. One of six Aggies with at least 60 tackles (61)... Started six games at corner as a true freshman in 2008. Notched 33 tackles (27 solo), two stops for losses, a sack, a forced fumble and three passes defended... Majored in leadership and development.

**PERSONAL** – Attended Katy (Texas) HS, where he set the school record for interceptions in a season with nine in 2007...Earned second-team All-State honors from the Texas Sports Writer's Association after his senior campaign...As both a junior and senior received first-team All-District accolades as a defensive back... As a junior posted 28 tackles with three interceptions, two returned for touchdowns and three passes defended...Terrence Dewayne Frederick was born Feb. 10, 1990 in Katy, Texas.

OWNERSHIP

FOOTBALL

ADMINISTRATION

RECORDS

HISTORY



## TERRENCE FREDERICK

Year	Team	GP	GS	Tot	TACKLES			Yds	INTERCEPTIONS					FUMBLES		
					Solo	Asst	Sk		No	Yds	Lg	TD	PD	FF	FR	Yds
2012	N.Y. Giants	2	0	0	0	0	0.0	0.0	0	0	0	0	0	0	0	0
2013	New Orleans	0	0	0	0	0	0.0	0.0	0	0	0	0	0	0	0	0
2014	New Orleans	3	3	17	14	3	0.0	0.0	0	0	0	0	0	0	0	0
NFL Totals		5	3	17	14	3	0.0	0.0	0	0	0	0	0	0	0	0
Saints Totals		3	3	17	14	3	0.0	0.0	0	0	0	0	0	0	0	0

**ADDITIONAL STATISTICS:** Special Teams Tackles — (2012, 2) Total: 2.

**CAREER HIGHS:** Tackles — 8, at Tampa Bay (12/28/14); Sacks — 0; Interceptions — 0; Passes Defensed — 0; Forced Fumbles — 0; Fumble Recoveries — 0; Special Teams Tackles — 2, vs. Philadelphia (12/30/12).



## JUNIOR GALETTE

93

OLB

HEIGHT: 6-2 WEIGHT: 258

COLLEGE: STILLMAN

JOINED SAINTS: FA-10

NFL EXPERIENCE: 6

BORN: 3/27/88

**NFL CAREER** – Initially excelling on special teams after signing with New Orleans as an undrafted free agent in 2010 out of Stillman College, Galette has become a pass-rushing threat. Through five seasons, he has appeared in 64 games with 30 starts and has career totals of 159 tackles (110 solo), 31.5 sacks, five passes defensed, five forced fumbles, two fumble recoveries and 11 special teams stops. In 2014, he became the first Saint in 10 seasons to post back-to-back seasons of double-digit sacks, recording a career-best 58 tackles (44 solo), 10 sacks, one pass defensed and a career-high three forced fumbles. The Haiti native's 31.5 quarterback takedowns are the most by an undrafted Saint.

**CAREER TRANSACTIONS** – Signed to a multiyear contract extension, 9/10/14; Agreed to terms on a three-year contract, 3/19/13; Signed by New Orleans Saints as an undrafted free agent, 5/5/10.

**HONORS** – **2014:** NFC Defensive Player of the Week (Week nine); **2013:** *USA Today* All-Joe.

**2014** – Voted a defensive team captain by his teammates. Appeared in all 16 games and started the first 13 contests. Recorded 58 tackles (44 solo), 10 sacks, one pass defensed and three forced fumbles. Also set a franchise record with two safeties. Became the first Saint to record double-digit sacks in back-to-back seasons since DE Charles Grant (2003-04). Tied for 15th in the NFL in sacks... Galette had two multiple sack games in 2014 with two takedowns of Panthers QB

Cam Newton and a forced fumble at Carolina, Oct. 30 and two sacks of Bears QB Jay Cutler at Chicago, Dec. 15 to raise career total of multi-takedown performances to six. He was named NFC Defensive Player of the Week for Week 9, following the performance at Carolina, where he also added five tackles (four solo). His first sack of the game forced Panthers' Newton to fumble and it was recovered by Curtis Lofton to set up New Orleans' first TD...Fourth quarter safety of QB Mike Glennon dropped Saints deficit to three points and got them ball back to set up game-tying field goal to send contest to overtime vs. Tampa Bay, Oct. 5...Recorded second safety of season, when he dropped QB Josh McCown in end zone to clinch season-ending win at Tampa Bay, Dec. 28. **2013** – Set career-highs in sacks (12), passes defended (3) and fumble recoveries (2) as he appeared in all 16 regular season games with 15 starts at OLB. Also notched 50 tackles and a forced fumble. Sack total ranked second on the team as both he and defensive end Cameron Jordan became the first Saints duo to record double-digit sacks since 2004 (defensive ends Charles Grant and Darren Howard). Takedown total was the second-highest by an undrafted player as a Saint. Ranked fourth in the NFC and sixth in the NFL in sacks and tied for fifth in the conference and sixth in the league in defensive fumble recoveries...Posted one quarterback takedown of Matt Ryan in the season opener vs. Atlanta, Sept. 8...Recovered a fumble forced by Jordan and added four stops (three solo) at Tampa Bay, Sept. 16...Posted four tackles (two solo), one quarterback takedown of Carson Palmer and one pass defended vs. Arizona, Sept. 22...Made four stops (two solo), one sack of QB Ryan Tannehill and one pass defended vs. Miami, Sept. 30...Recorded career-high seven tackles (six solo), a takedown of QB Thad Lewis and made a fumble recovery vs. Buffalo, Oct. 27...Made three tackles (two solo) and one sack of QB Geno Smith at New York Jets, Nov. 3...Registered two tackles (one solo) and one quarterback takedown of Colin Kaepernick vs. San Francisco, Nov. 17...Set a career-high with three sacks of Newton, to go with six tackles, vs. Carolina, Dec. 8...Finished with two solo tackles and one sack of Newton at Carolina, Dec. 22...

## WORTH NOTING

### SACKS IN A SINGLE-SEASON IN SAINTS HISTORY BY AN UNDRAFTED PLAYER

Player, Year	Sacks
1. Charlie Clemons, 2001	13.5
2. Junior Galette, 2013	12
3. Junior Galette, 2014	10

### SACKS IN A SAINTS CAREER BY AN UNDRAFTED PLAYER

Player, Years	Sacks
1. Junior Galette, 2010-	31.5
2. Willie Whitehead, 1999-2006	24.5
3. Keith Mitchell, 1997-2001	18.5

### GALETTE'S CAREER SACKS BY OPPONENT

6 – Carolina	1 – Miami
5 – Tampa Bay	2 – Minnesota
4 – Chicago	1 – Baltimore
2 – Kansas City	1 – Cleveland
1 – Arizona	1 – New York Jets
1 – Atlanta	1 – San Diego
1 – Buffalo	1 – San Francisco
1 – Dallas	0.5 – Green Bay
2 – Detroit	

### GALETTE'S CAREER SACKS BY DOWN

1st –	9.0
2nd –	7.5
3rd –	15.0
Total –	31.5

OWNERSHIP

FOOTBALL

ADMINISTRATION

RECORDS

HISTORY



## 2014 GAME BY GAME

## DEFENSE

Date	Opp.	GP	ST	SOLO	AST	TOT	SACK/YDS	INT/YDS	PD	FF	FR
9/7	@ATL	X	X	4	0	4	0 0	0 0	0	0	0
9/14	@CLE	X	X	4	1	5	1 2	0 0	0	0	0
9/21	MIN	X	X	6	3	9	1 8	0 0	0	0	0
9/28	@DAL	X	X	1	0	1	0 0	0 0	0	0	0
10/5	TB	X	X	3	0	3	1 1	0 0	1	0	0
10/19	@DET	X	X	4	1	5	1 8	0 0	0	0	0
10/26	GB	X	X	2	2	4	0 0	0 0	0	0	0
10/30	@CAR	X	X	4	1	5	2 11	0 0	0	1	0
11/9	SF	X	X	2	0	2	0 0	0 0	0	0	0
11/16	CIN	X	X	0	2	2	0 0	0 0	0	1	0
11/24	BAL	X	X	5	1	6	1 9	0 0	0	0	0
11/30	@PIT	X	X	2	1	3	0 0	0 0	0	0	0
12/7	CAR	X	X	0	0	0	0 0	0 0	0	0	0
12/15	@CHI	X		3	0	3	2 10	0 0	0	1	0
12/21	ATL	X		2	1	3	0 0	0 0	0	0	0
12/28	@TB	X		2	1	3	1 6	0 0	0	0	0
2014 Season		16	13	44	14	58	10 55	0 0	1	3	0

Had his second multiple-takedown game of season in regular season finale vs. Tampa Bay, Dec. 29, when he made four stops (three solo) and two sacks of Glenn...Started both postseason contests and recorded three tackles (one solo).

**2012** – Played in 12 games with one start at left defensive end at Denver, Oct. 28, and registered 22 tackles (18 solo), five sacks for a loss of 22 yards, one forced fumble and four special teams tackles. Sack total third on club...Had two sacks, forcing a fumble on one vs. Kansas City, Sept. 23...Had six solo tackles and chipped in one sack at Tampa Bay, Oct. 21. **2011** – Appeared in all 16 regular season games and finished ranked third on the club with 4.5 sacks for a loss of 42 yards, while adding 27 tackles (15 solo), one pass defended and three special teams stops...Appeared in two games with one start in the playoffs and recorded one assisted tackle....Recorded three tackles (two solo) and split a sack of Packers QB Aaron Rodgers with S Roman Harper for his first career takedown in the NFL season opener at Green Bay, Sept. 8...Tied for the team lead with Harper in recording two takedowns of Cutler vs. Chicago, Sept. 18...Recorded five tackles (two solo) and finished with a late sack of QB Matthew Stafford vs. Detroit, Dec. 4. **2010** – Appeared in four regular season games and recorded two tackles (one solo) and four special teams stops...In NFC Wild Card Playoff vs. Seattle, 1/8/11, recorded one special teams tackle.

**COLLEGE** – Played one season at Division II Stillman, where as a senior in 2009, he earned second-team All-American honors with 56 tackles and 9.5 sacks...Played in 31 games at Temple before transferring for his senior year, and tallied 139 tackles with 16.5 sacks, three forced fumbles and one blocked punt for the Owls...Posted 7.5 sacks as a junior and gained second-team All-MAC plaudits.

**PERSONAL** – Prepped at St. Joseph Regional (Montvale, N.J.) HS, where he played LB and WR and was a basketball standout...Participated in Rebuilding Together's "Kickoff to Rebuild" event prior to Super Bowl XLVII in Algiers, where

he assisted in painting the front of several renovated and rehabilitated houses for local residents and served as a celebrity judge for a barbeque competition...Junior Jovais Galette was born March 27, 1988 in Port Au Prince, Haiti.

## JUNIOR GALETTE

Year	Team	GP	GS	Tot	TACKLES			Yds	INTERCEPTIONS					FUMBLES		
					Solo	Asst	Sk		No	Yds	Lg	TD	PD	FF	FR	Yds
2010	New Orleans	4	0	2	1	1	0.0	0.0	0	0	0	0	0	0	0	0
2011	New Orleans	16	1	27	15	12	4.5	42.0	0	0	0	0	1	0	0	0
2012	New Orleans	12	1	22	18	4	5.0	22.0	0	0	0	0	0	1	0	0
2013	New Orleans	16	15	50	32	18	12.0	83.0	0	0	0	0	3	1	2	13
2014	New Orleans	16	13	58	44	14	10.0	55.0	0	0	0	0	1	3	0	0
<b>NFL Totals</b>		<b>64</b>	<b>30</b>	<b>159</b>	<b>110</b>	<b>49</b>	<b>31.5</b>	<b>202.0</b>	<b>0</b>	<b>0</b>	<b>0</b>	<b>0</b>	<b>5</b>	<b>5</b>	<b>2</b>	<b>13</b>

**ADDITIONAL STATISTICS:** Safeties — (2014, 2) **Total: 2**; Special Teams Tackles — (2010, 4); (2011, 3); (2012, 4) **Total: 11**; Kickoff Returns — (2012, 1 ret., 2 yds., 2 lg.) **Total: 1 ret., 2 yds., 2 lg.**

**CAREER HIGHS:** Tackles — 9, vs. Minnesota (9/21/14); Sacks — 3, vs. Carolina (12/8/13); Interceptions — 0; Passes Defensed — 1 (5x), last vs. Tampa Bay (10/5/14); Forced Fumbles — 1 (5x), last at Chicago (12/15/14); Fumble Recoveries — 1 (2x), last vs. Buffalo (10/27/13); Special Teams Tackles — 3, at Baltimore (12/19/10).

### POSTSEASON

Year	Team	GP	GS	Tot	TACKLES			Yds	INTERCEPTIONS					FUMBLES		
					Solo	Asst	Sk		No	Yds	Lg	TD	PD	FF	FR	Yds
2010	New Orleans	1	0	0	0	0	0.0	0.0	0	0	0	0	0	0	0	0
2011	New Orleans	2	1	1	0	1	0.0	0.0	0	0	0	0	0	0	0	0
2013	New Orleans	2	2	3	1	2	0.0	0.0	0	0	0	0	0	0	0	0
<b>NFL Totals</b>		<b>5</b>	<b>3</b>	<b>4</b>	<b>1</b>	<b>3</b>	<b>0.0</b>	<b>0.0</b>	<b>0</b>	<b>0</b>	<b>0</b>	<b>0</b>	<b>0</b>	<b>0</b>	<b>0</b>	<b>0</b>

**ADDITIONAL POSTSEASON STATISTICS:** Special Teams Tackles — (2010, 1) **Total: 1.**

**POSTSEASON CAREER HIGHS:** Tackles — 2, at Philadelphia (1/4/14); Sacks — 0; Interceptions — 0; Forced Fumbles — 0; Fumble Recoveries — 0; Special Teams Tackles — 1, at Seattle (1/8/11).



## RYAN GRIFFIN

4

QB

HEIGHT: 6-5    WEIGHT: 210  
COLLEGE: TULANE  
JOINED SAINTS: FA-13  
NFL EXPERIENCE: 2  
BORN: 11/17/89

**NFL CAREER** — Since signing with the Saints following the 2013 NFL Draft, Griffin has served as the club's third quarterback, including being a member of the club's active roster for 11 regular season games and two postseason contests. The former Tulane standout, who ended his career as the school's leader in attempts, completions and completion percentage will take advantage of his second full offseason and third training camp to continue his progression as an NFL signal-caller and compete for the backup quarterback spot behind Drew Brees.

**CAREER TRANSACTIONS** — Signed to active roster from practice squad,



## 4 Ryan GRIFFIN QB (cont.)

12/27/14; Signed to practice squad, 9/4/14; Waived, 9/3/14; Signed to active roster from practice squad, 10/22/13; Signed to practice squad, 9/1/13; Waived, 8/31/13; Agreed to terms with the Saints, 4/28/13.

**2014** – Served as the club's third quarterback throughout the season, spending the first 16 weeks on the practice squad before being elevated to the active roster for the season finale at Tampa Bay, Dec. 28... In the preseason, completed 48-of-77 passes for 530 yards with three touchdowns and one interception. **2013** – After being elevated from the practice squad, served as the club's third quarterback for the final 10 regular season games and both postseason contests... In the preseason, completed 32-of-59 passes for 380 yards with two touchdowns and one interception.

**COLLEGE** – Four-year starter at Tulane who appeared in 42 games with 39 starts, completing 836-of-1,396 passes for 9,026 yards, 56 touchdowns and 35 interceptions... Set Green Wave career marks in attempts, completions, and completion percentage, finishing second in passing yards, passing yards per game (214.9) and 300-yard passing games (10)... As a senior in 2012, started all nine games he played in and was honorable mention All-Conference USA after completing 245-of-394 passes (62.2%) for 2,771 yards with 20 touchdowns and 11 interceptions, ranking second in conference in passing yards per game (307.9)... In 2011, completed 227-of-408 passes for 2,502 yards with 13 touchdowns... In 2010, completed 223-of-372 passes (59.9%) for 2,371 yards with 14 touchdowns and eight interceptions... In 2009, completed 141-of-222 passes (63.5%) for 1,382 yards with nine touchdowns and six interceptions... Graduated with bachelor's degree in business management in December, 2012.

**PERSONAL** – Two-year letterman at Chaminade (Westlake Village, Calif.) College Prep, where as a senior, threw for 2,137 yards, 21 touchdowns and five interceptions, while adding four rushing TDs, earning Mission League MVP and first-team All-League honors... One of the team's most active players in the community... Born November 17, 1989 in Santa Monica, Calif.



### PARYS HARALSON

98

OLB

HEIGHT: 6-0    WEIGHT: 255  
COLLEGE: TENNESSEE  
JOINED SAINTS: TR-13 (SF)  
NFL EXPERIENCE: 10  
BORN: 1/24/84

**NFL CAREER** – A student of the game, Parys Haralson developed a meticulous work ethic at a young age, working in his grandfather's junkyard in Mississippi. He was acquired by New Orleans from San Francisco late in the 2013 preseason and has been a consistent performer at the outside linebacker position.

A fifth-round draft pick of the 49ers in 2006, Haralson has appeared in 118 career games with 88 starts and posted totals of 380 tackles (209 solo), 28 sacks, five passes defended, three forced fumbles and five fumble recoveries.

**CAREER TRANSACTIONS** – Re-signed to a one-year contract, 2/12/15; Placed on injured reserve, 1/7/14; Acquired by the New Orleans Saints from San Francisco 49ers, 8/27/13; Placed on injured reserve by San Francisco, 9/3/12; Signed by San Francisco to a four-year contract extension, 4/16/09; Placed by San Francisco on injured reserve, 11/7/06; Signed by San Francisco to a four-year contract, 6/19/06; Selected by San Francisco in the fifth round (140th overall) of the 2006 NFL Draft.

**2014** – Appeared in all 16 games with 12 starts and posted 50 tackles (23 solo), three sacks and one fumble recovery...Also saw action at FB at Atlanta, Sept. 7... Recorded five tackles (one solo) and his first sack of season at Detroit, Oct. 19, when he dropped Lions QB Matthew Stafford...Made one solo tackle and a fumble recovery vs. Green Bay, Oct. 26...Facing his former team, made five tackles (three solo) and one sack vs. San Francisco, Nov. 9...Finished with two solo tackles and one sack vs. Cincinnati, Nov. 16. **2013** – After being acquired by the Saints from San Francisco near the end of the preseason, appeared in all 16 regular season games with eight starts and finished with 35 tackles (16 solo), 3.5 sacks and one pass defended. Recorded one solo tackle in NFC Wild Card Playoff at Philadelphia, 1/4/14, before departing the contest with a season-ending chest injury that forced him to be placed on injured reserve, 1/7/14. **2012** – Missed entire season with a triceps injury suffered in the preseason. **2011** – Started all 16 regular season games and finished with 39 tackles (23 solo), two sacks and a career-high three forced fumbles...Started both postseason games and finished the playoffs with five tackles (three solo) and one pass defended...Registered a forced fumble on each of his two sacks of Seattle QB Tavaris Jackson vs. the Seahawks, Sept. 11, for a loss of 24 yards, marking the first two forced fumbles of his career, with both of them resulting in San Francisco takeaways...Posted third forced fumble of season vs. Cleveland, Oct. 30, stripping the ball away from Browns QB Colt McCoy in the fourth quarter as time expired. **2010** – Started all 15 games he appeared in at outside linebacker, missing only one contest at Green Bay, Dec. 15, with an ankle injury...Finished the season with 69 tackles (33 solo), four sacks and a career-high two fumble recoveries...Brought down Falcons QB Matt Ryan twice at Atlanta, Oct. 3, marking his first two-sack performance since 9/7/08 vs. Arizona...Recovered his first fumble of the year and the third of career vs. Philadelphia, Oct. 10...Recorded eight tackles and recovered a fumble that led to a 49ers field goal in the second quarter at Carolina, Oct. 24. **2009** – Started all 16 games for the first time in his career and finished with a career-high 73 tackles (42 solo), five sacks, two passes defended, one fumble recovery and also added six special teams stops...Sacked Cardinals QB Kurt Warner in season-opening win at Arizona, Sept. 13, for a six-yard loss and later pressured Warner into throwing an interception to CB Nate Clements in the third quarter...Tallied eight tackles and tied a career-high two passes defended at Minnesota, Sept. 27...Pressured Bears QB Jay Cutler into throwing an interception to Dashon Goldson vs. Chicago, Nov.

OWNERSHIP

FOOTBALL

ADMINISTRATION

RECORDS

HISTORY



12...Set a career-high with 11 tackles, while also registering one sack, at Seattle, Dec. 6. **2008** – Played in all 16 games with 10 starts and finished with 57 tackles (35 solo), a career-high eight sacks, two passes defended, a fumble recovery and seven special teams stops. Sack total tied for second among NFC linebackers and were the most by a 49ers defender since DE/LB Andre Carter's 12.5 take-downs in 2002...Had a career-high two sacks vs. Arizona, dropping Warner twice, Sept. 7...Notched five tackles and 1.5 sacks vs. New York Jets, Dec. 7. **2007** – Appeared in all 16 games with 11 starts after Manny Lawson was lost for season and posted 52 tackles (32 solo), 2.5 sacks and 11 special teams stops...Made first career start at New York Giants, Oct. 21, and totaled seven tackles...Recorded three tackles and first career sack at Seattle, Nov. 12, when he dropped Seahawks QB Matt Hasselbeck for a four-yard loss in second quarter. **2006** – Appeared in seven games and posted five solo tackles as a reserve before being placed on Reserve/Injured (torn pectoral muscle)...Played in first career game vs. St. Louis, Sept. 17, after missing most of training camp (foot).

**COLLEGE** – Three-year starter on the University of Tennessee defensive line, finishing college career ranked fifth in school history with 21 sacks, topped only by Reggie White (32, 1980-83), Leonard Little (28, 1995-97), Jonathan Brown (25, 1994-97) and Todd Kelly (22.5, 1989-92)...Started entire senior season at left defensive end and earned second-team All-SEC selection by the *Associated Press*, recording 45 tackles, 8.5 sacks, three forced fumbles, and two recoveries...Graduated with a bachelor's degree in criminology.

**PERSONAL** – All-American as a senior at Madison Central (Madison, Miss.) HS...Also was a two-time Class 5A All-State selection and a three-time All-Metro choice...Helped Madison Central to a state title his sophomore season with a 15-0 record...Diligent work ethic was installed at the age of 14, when while growing up in Flora, Mississippi, where his uncle had him work with him at Sun Belt Bolts and Screws until he was 18 years old...After that, he labored in his grandfather Leon's junkyard, helping him instill the blue-collar foundation he leans on as a National Football League player...Aspires to start his own foundation to benefit the children in his hometown...Is looking to run a football camp, teaching kids the importance of eating healthy and staying in shape, while instructing proper football techniques...Born Parys Sharron Haralson, January 24, 1984 in Flora, Miss.

## PARYS HARYLSON

Year	Team	GP	GS	Tot	TACKLES			Yds	INTERCEPTIONS					FUMBLES		
					Solo	Asst	Sk		No	Yds	Lg	TD	PD	FF	FR	Yds
2006	San Francisco	7	0	5	5	0	0.0	0.0	0	0	0	0	0	0	0	0
2007	San Francisco	16	11	52	32	20	2.5	15.0	0	0	0	0	0	0	0	0
2008	San Francisco	16	10	57	35	22	8.0	45.0	0	0	0	0	2	0	1	0
2009	San Francisco	16	16	73	42	31	5.0	35.0	0	0	0	0	2	0	1	0
2010	San Francisco	15	15	69	33	36	4.0	28.0	0	0	0	0	0	0	2	0
2011	San Francisco	16	16	39	23	16	2.0	24.0	0	0	0	0	0	3	0	0
2012	San Francisco								INJURED RESERVE							
2013	New Orleans	16	8	35	16	19	3.5	26.0	0	0	0	0	1	0	0	0
2014	New Orleans	16	12	50	23	27	3.0	7.0	0	0	0	0	0	0	1	0
<b>NFL Totals</b>		<b>118</b>	<b>88</b>	<b>380</b>	<b>209</b>	<b>171</b>	<b>28.0</b>	<b>180.0</b>	<b>0</b>	<b>0</b>	<b>0</b>	<b>0</b>	<b>5</b>	<b>3</b>	<b>5</b>	<b>0</b>
<b>Saints Totals</b>		<b>32</b>	<b>20</b>	<b>85</b>	<b>39</b>	<b>46</b>	<b>6.5</b>	<b>33.0</b>	<b>0</b>	<b>0</b>	<b>0</b>	<b>0</b>	<b>1</b>	<b>0</b>	<b>1</b>	<b>0</b>


**ADDITIONAL STATISTICS:** Special Teams Tackles — (2007, 11); (2008, 7); (2009, 6); **Total: 24.**

**CAREER HIGHS:** Tackles — 11, at Seattle (12/6/09); Sacks — 2 (3x), last vs. Seattle (9/11/11); Interceptions — 0; Int. Ret for TD — 0; Passes Defensed — 1 (5x), last vs. Buffalo (10/27/13); Forced Fumbles — 2, vs. Seattle (9/11/11); Fumble Recoveries — 1 (5x), last vs. Green Bay (10/26/14).

### POSTSEASON

Year	Team	GP	GS	Tot	TACKLES			Yds	INTERCEPTIONS					FUMBLES		
					Solo	Asst	Sk		No	Yds	Lg	TD	PD	FF	FR	Yds
2011	San Francisco	2	2	5	3	2	0.0	0.0	0	0	0	0	1	0	0	0
2012	San Francisco								INJURED RESERVE							
2013	New Orleans	1	0	1	1	0	0.0	0.0	0	0	0	0	0	0	0	0
<b>NFL Totals</b>		<b>3</b>	<b>2</b>	<b>6</b>	<b>4</b>	<b>2</b>	<b>0.0</b>	<b>0.0</b>	<b>0</b>	<b>0</b>	<b>0</b>	<b>0</b>	<b>1</b>	<b>0</b>	<b>0</b>	<b>0</b>
<b>Saints Totals</b>		<b>1</b>	<b>0</b>	<b>1</b>	<b>1</b>	<b>0</b>	<b>0.0</b>	<b>0.0</b>	<b>0</b>	<b>0</b>	<b>0</b>	<b>0</b>	<b>0</b>	<b>0</b>	<b>0</b>	<b>0</b>

**POSTSEASON CAREER HIGHS:** Tackles — 4, vs. New York Giants (1/22/12); Sacks — 0; Interceptions — 0; Int. Ret for TD — 0; Passes Defensed — 1, vs. New Orleans (1/14/12); Forced Fumbles — 0; Fumble Recoveries — 0.



## BRYCE HARRIS

79

T

HEIGHT: 6-6 WEIGHT: 300

COLLEGE: FRESNO STATE

JOINED SAINTS: FA-12

NFL EXPERIENCE: 4

BORN: 1/16/89

**NFL CAREER** — This talented, fourth-year pro has served as a solid backup tackle with four career starts after being signed off of the practice squad of the Atlanta Falcons following the first week of the 2012 regular season. The three-year starter at Fresno State has appeared in 34 career games with two starts at left tackle in 2014 and one start apiece on the right side in 2012 and 2013. Harris is also one of the Saints' most community-minded players, involved weekly in charitable and educational programs and events.

**CAREER TRANSACTIONS** — Agreed to terms with the New Orleans Saints on a one-year contract, 3/20/15; Placed on injured reserve (Ankle) by New

# 79 BryceHARRIS T (cont.)

Orleans, 11/27/12; Signed by New Orleans from the Atlanta Falcons practice squad, 9/10/12; Signed by Atlanta to practice squad, 9/1/12; Waived by Atlanta, 8/31/12; Originally signed by Atlanta as an undrafted free agent, 4/30/12.

**2014** – Played in all 16 games for the second consecutive season, starting the final two games at left tackle. Contributed to an offense that ranked first in the NFL in net yards per game, first downs and third down efficiency. **2013** – Appeared in all 16 regular season games with one start at right tackle, also serving as an extra blocker in multiple tight end packages. Also appeared in both post-season games...Started at right tackle at New England, Oct. 13 for an injured Zach Strief. **2012** – After being signed to the Saints active roster following week one from the Atlanta Falcons practice squad, Harris appeared in two contests with one start...After being inactive for seven games and a DNP for one, Harris was pressed into action at right tackle for an injured Charles Brown at Oakland, Nov. 18...Started at right tackle the following week vs. San Francisco, Nov. 25, before suffering a season-ending ankle injury that forced him to be placed on injured reserve.

**COLLEGE** – Started in 39 consecutive games at Fresno State after converting to the offensive line from defensive tackle during his redshirt freshman campaign... Selected to the All-Western Athletic Conference first-team by conference coaches as a senior and finished second-team as a junior...Opened holes for Philadelphia Eagles RB Ryan Mathews as a redshirt sophomore as Fresno ranked in the top 20 nationally in total offense and scoring...Majored in computer engineering.

**PERSONAL** – Harris prepped at Tulare Union (Tulare, Calif.) HS, where he was a team captain and a member of the East Yosemite League champions...Has visited both pediatric and cancer infusion patients at Ochsner Medical Center with teammates in 2013 and 2014...Also helped host a pep rally and pizza party at St. Cletus School in Gretna in support of the NFL's and club's Play 60 program, supported by Rotolo's Pizzeria and the Louisiana Dairy Farmers Association...Along with teammates, donated the funding and helped distribute 1,000 Thanksgiving meals to local families in need at Dryades YMCA in 2013 and 2014...Has participated in games of football, basketball and dodgeball with students at Edgar P. Harney Spirit of Excellence Academy as part of Playworks school visits on two occasions...Appeared at the 2015 Black and Gold Classic Legends concert, to help raise money for the Green Beret Foundation...Born January 16, 1989.

## BRYCE HARRIS

Games Played/Started: New Orleans — (2012, 2/1); (2013, 16/1); (2014, 16/2) Totals: 34/4

### POSTSEASON

Games Played/Started: New Orleans — (2013, 2/0) Totals: 2/0



# DAVID HAWTHORNE

# 57

ILB

HEIGHT: 6-0    WEIGHT: 246  
COLLEGE: TEXAS CHRISTIAN  
JOINED SAINTS: UFA-12 (SEA)  
NFL EXPERIENCE: 8  
BORN: 5/14/85

**NFL CAREER** – David Hawthorne has played an important role both on the inside and the outside of the Saints defense since signing with New Orleans as an unrestricted free agent from the Seattle Seahawks in 2012. In his third season with the club, the former Texas Christian standout started all 12 games he appeared in and finished third on the club with 112 tackles (65 solo), three sacks, one interception, six passes defended and one special teams stop. Overall in his seven-year NFL career, Hawthorne has played in 100 games with 78 starts and has totaled 619 tackles (393 solo), 12 sacks, eight interceptions, one returned for a touchdown, 22 passes defended, five forced fumbles, three fumble recoveries and 19 special teams tackles.

**CAREER TRANSACTIONS** – Agreed to terms with the New Orleans Saints as an unrestricted free agent from Seattle, 4/3/12; Signed to a one-year contract extension by Seattle, 12/1/10; Re-signed by Seattle to a one-year contract (ERFA), 5/15/10; Signed by Seattle as an undrafted rookie free agent, 4/27/08.

**HONORS** – **2011:** NFC Defensive Player of the Week (Week 13).

**2014** – Started all 12 of the games he played in at inside linebacker, missing four contests due to ankle, knee and hand injuries and recorded 112 tackles (65 solo), three sacks, one interception and six passes defended, tying a career-high, and one special teams stop...In season opener at Atlanta, Sept. 7, finished with 10 stops and three passes defended to tie a career-high...Returned from missing two games with knee and ankle injuries to finish second on team with 11 stops (five solo) and add one special teams tackles in overtime win vs. Tampa Bay, Oct. 5... Had 11 tackles (seven solo) at Detroit, Oct. 19...Tallied eight tackles and intercepted Aaron Rodgers vs. Green Bay, Oct. 26...Led team with 11 solo tackles at Pittsburgh, Nov. 30...Tallied six tackles and a career-high three sacks at Chicago, Dec. 15. **2013** – Claimed a more significant role alongside Curtis Lofton on the interior of the Saints defense, finishing second on the team to him with a career-high 128 tackles (68 solo), three sacks, one forced fumble and three special teams stops. Helped Saints post one of the league's top defenses in 2013, as they ranked fourth in both opponent net yards per game (305.7) and scoring defense (19.0). Recorded double-digit tackles in four regular season games and one postseason contest. Started both postseason contests and led team with 17 tackles, a pass defended and a special teams stop...Notched eight tackles (three solo), including one for a loss to open season with a strong performance vs. Atlanta, Sept. 8...Posted six tackles (four solo), sharing a stop for a loss with Lofton at Tampa Bay, Sept. 15...Logged eight tackles (two solo) vs. Miami, Sept. 30...Recorded seven tackles (four solo) with a

OWNERSHIP

FOOTBALL

ADMINISTRATION

RECORDS

HISTORY



sack of Jay Cutler at Chicago, Oct. 6...Recorded sacks in back to back games for first the time as a Saint, dropping Thad Lewis vs. Buffalo, Oct. 27 and Geno Smith at N.Y. Jets, Nov. 3...In a four-game span between Nov. 21-Dec. 15, recorded 42 tackles (17 solo)...In NFC Divisional Playoff at Seattle, 1/11/14, tied for the team lead with a postseason career-high 12 tackles (six solo) and one pass defended.

**2012** – Played in 11 games with 10 starts at both the weakside and strongside line-backer positions for Saints, recording 43 tackles (20 solo) despite missing five contests due to a hamstring injury (weeks 4-9)...Registered season-high seven tackles (three solo) in opener vs. Washington, Sept. 9...Returned from injury to start first game of season at strongside linebacker and tallied five stops (two solo) vs. Atlanta, Nov. 11...Contributed six tackles (three solo) at Oakland, Nov. 18...Earned six tackles vs. San Francisco, Nov. 25...Recorded five stops (season-high four solo) at N.Y. Giants, Dec. 9.

**2011** – Played in 15 games with 14 starts at middle linebacker in his last season in Seattle. Led Seahawks with 115 tackles (73 solo), two sacks, three interceptions, one returned for a touchdown, six pass breakups and a fumble recovery. Became fifth Seahawk to total at least 100 tackles in three straight seasons...Inactive at San Francisco, Sept. 11, (knee)...Registered nine tackles (six solo) vs. Arizona, Sept. 25...Led the Seahawks defense with 10 tackles (three solo) vs. Atlanta, Oct. 2...Tallied 11 tackles, a sack, an interception and a pass defended at Cleveland, Oct. 23...Totaled eight tackles (six solo) at Dallas, Nov. 6...Made seven tackles (five solo) and returned an interception 34 yards to Baltimore's eight-yard line vs. Baltimore, Nov. 13...Registered four tackles (three solo) and recovered a fumble at St. Louis, Nov. 20...Tied for the team-lead with six tackles (three solo) and returned an interception 77 yards for first-career touchdown vs. Philadelphia, Dec. 1, as he was named NFC Defensive Player of the Week...Led the defense with 10 tackles (five solo) vs. St. Louis, Dec. 12...Posted seven tackles (six solo) at Chicago, Dec. 18...Recorded seven tackles (three solo) and a pass defended vs. San Francisco, Dec. 24...Had a season-high 13 tackles (nine solo) and a sack in the finale at Arizona, 1/1/12.

**2010** – Started all 16 regular season contests and both postseason games. Finished with team-best 105 tackles (74 solo), one interception, four passes defended, two forced fumbles, a fumble recovery and two special teams stops. Had 18 tackles (14 solo), one pass defended and one fumble recovery in play-offs, leading Seattle to the NFC Divisional round...Made nine tackles (six solo) and forced Mike Tolbert to fumble vs. San Diego, Sept. 26...Posted five tackles (four solo) vs. Arizona, Oct. 24...Recorded four tackles (two solo) and one special teams stop at Oakland, Oct. 31...Registered 12 tackles (nine solo) and a fumble recovery vs. N.Y. Giants, Nov. 7...Posted 12 tackles (10 solo), an interception of Drew Brees and a pass defended at New Orleans, Nov. 21...Registered 12 tackles (seven solo) vs. Kansas City, Nov. 28...Totaled a season-high 14 tackles (11 solo) vs. Carolina, Dec. 5...Had six tackles (five solo) and a forced fumble vs. Atlanta, Dec. 19...Tallied eight tackles (five solo) and a special teams stop at Tampa Bay, Dec. 26...Recorded nine tackles (six solo), a recovery of a fumble by Julius Jones and one pass defended in NFC Wild Card Playoff vs. New Orleans, 1/8/11...Posted nine tackles (eight solo) in NFC Divisional Playoff at Chicago, 1/16/11.

**2009** – Started 11 of the 16 games he played in. Finished with 116 tackles (93 solo), four sacks, three interceptions, five passes defended, two forced fumbles and a fumble recovery...Took over starting duties in middle in week six for injured Lofa Tatupu...Made first career start and had career-high 16 tackles (15 solo) with an interception and a pass defended vs. Chicago, Sept. 27. Tackle total tied for third-high-

est in club history...Made five solo tackles, a sack and a forced fumble vs. Arizona, Oct. 18...Posted career-high two sacks in addition to eight tackles (five solo) and a forced fumble at Dallas, Nov. 1...Recorded 11 tackles (10 solo) at Arizona, Nov. 15...Registered 15 tackles (11 solo) at Minnesota, Nov. 22...Tallied seven tackles and a third down sack of Kyle Boller to force a punt at St. Louis, Nov. 29...Posted 10 tackles (six solo) and a fumble recovery at Houston, Dec. 13...Totaled 10 tackles (six solo) vs. Tampa Bay, Dec. 2. **2008** – Appeared in 14 contests as rookie on special teams...Totaled 12 tackles...Posted two stops at N.Y. Giants, Oct. 5...Tallied two tackles at Arizona, Dec. 28.

**COLLEGE** – Started 38 games, including all but three contests over his last three seasons and posted 186 career tackles...Played as a graduate student in 2007 and finished second on the team, with 84 tackles along with five sacks...Had a total of 43 tackles in 2006...Received a bachelor's degree in communications and a master's degree in liberal arts.

**PERSONAL** – Attended Corsicana (Texas) HS, where as a senior, recorded 142 tackles, two forced fumbles, two fumble recoveries, two interceptions and scored three defensive touchdowns...Three-year football letterman and two-year basketball letterman...Earned school's Head Hunter award on the gridiron and named Mr. Defense in basketball...Born May 14, 1985 in Corsicana, Texas.

## DAVID HAWTHORNE

Year	Team	GP	GS	Tot	TACKLES			Yds	INTERCEPTIONS					FUMBLES		
					Solo	Asst	Sk		No	Yds	Lg	TD	PD	FF	FR	Yds
2008	Seattle	14	0	0	0	0	0.0	0.0	0	0	0	0	0	0	0	0
2009	Seattle	16	11	116	93	23	4.0	22.0	3	9	5	0	5	2	1	36
2010	Seattle	16	16	105	74	31	0.0	0.0	1	5	5	0	4	2	1	0
2011	Seattle	15	14	115	73	42	2.0	8.0	3	111	77t	1	6	0	1	9
2012	New Orleans	11	10	43	20	23	0.0	0.0	0	0	0	0	0	0	0	0
2013	New Orleans	16	15	128	68	60	3.0	13.0	0	0	0	0	1	1	0	0
2014	New Orleans	12	12	112	65	47	3.0	18.0	1	10	10	0	6	0	0	0
<b>NFL Totals</b>		<b>100</b>	<b>78</b>	<b>619</b>	<b>393</b>	<b>226</b>	<b>12.0</b>	<b>61.0</b>	<b>8</b>	<b>135</b>	<b>77t</b>	<b>1</b>	<b>22</b>	<b>5</b>	<b>3</b>	<b>45</b>
<b>Saints Totals</b>		<b>39</b>	<b>37</b>	<b>283</b>	<b>153</b>	<b>130</b>	<b>6.0</b>	<b>31.0</b>	<b>1</b>	<b>10</b>	<b>10</b>	<b>0</b>	<b>7</b>	<b>1</b>	<b>0</b>	<b>0</b>

**ADDITIONAL STATISTICS: Special Teams Tackles** — (2008, 12); (2009, 1); (2010, 2); (2013, 3); (2014, 1) **Total: 19**

**CAREER HIGHS: Tackles** — 16, vs. Chicago (9/27/09); **Sacks** — 3, at Chicago (12/15/14); **Interceptions** — 2, vs. Detroit (11/8/09); **Passes Defensed** — 3 (2x), last at Atlanta (9/7/14); **Forced Fumbles** — 1 (5x), last vs. Buffalo (10/27/13); **Fumble Recoveries** — 1 (3x), last at St. Louis (11/20/11).

### POSTSEASON

Year	Team	GP	GS	Tot	TACKLES			Yds	INTERCEPTIONS					FUMBLES		
					Solo	Asst	Sk		No	Yds	Lg	TD	PD	FF	FR	Yds
2010	Seattle	2	2	18	14	4	0.0	0.0	0	0	0	0	1	0	1	0
2013	New Orleans	2	2	17	10	7	0.0	0.0	0	0	0	0	1	0	0	0
<b>NFL Totals</b>		<b>4</b>	<b>4</b>	<b>35</b>	<b>24</b>	<b>11</b>	<b>0.0</b>	<b>0.0</b>	<b>0</b>	<b>0</b>	<b>0</b>	<b>0</b>	<b>2</b>	<b>0</b>	<b>1</b>	<b>0</b>
<b>Saints Totals</b>		<b>2</b>	<b>2</b>	<b>17</b>	<b>10</b>	<b>7</b>	<b>0.0</b>	<b>0.0</b>	<b>0</b>	<b>0</b>	<b>0</b>	<b>0</b>	<b>1</b>	<b>0</b>	<b>0</b>	<b>0</b>

**ADDITIONAL POSTSEASON STATISTICS: Special Teams Tackles** — (2013, 1) **Total: 1**

**POSTSEASON CAREER HIGHS: Tackles** — 12, at Seattle (1/11/14); **Sacks** — 0; **Interceptions** — 0; **Passes Defensed** — 1 (2x), last at Seattle (1/11/14); **Fumble Recoveries** — 1, vs. New Orleans (1/8/11); **Special Teams Tackles** — 1, at Philadelphia (1/4/14).



## AKIEM HICKS

# 76

## DE

HEIGHT: 6-5    WEIGHT: 324

COLLEGE: REGINA

JOINED SAINTS: 03-12

NFL EXPERIENCE: 4

BORN: 11/16/89

**NFL CAREER** – Possessing the size and strength to be able to handle double teams along the defensive line, the club's third round draft choice in 2012 remained consistent in 2014. Hicks, who possesses the ability to play on both the outside and on the interior, played in 15 games with 14 starts at left defensive end opposite Cameron Jordan and finished second among Saints defensive linemen in tackles with 58 stops (36 solo), while adding two sacks and two passes defended.

**CAREER TRANSACTIONS** – Placed on injured reserve, 12/26/14; Agreed to terms on a four-year contract, 6/28/12; Selected by the Saints in the third round (89th overall) of the 2012 NFL Draft.

**2014** – Played in 15 games with 14 starts at left defensive end before being placed on injured reserve prior to season finale. Totaled 58 tackles (36 solo), two sacks and two passes defended...Posted five tackles in back-to-back weeks at Dallas, Sept. 28, and vs. Tampa Bay, Oct. 5...On Sunday Night Football vs. Green Bay, Oct. 26, posted five tackles and matched that number on a short week at Carolina, Oct. 30, while adding a sack of Panthers QB Cam Newton for a loss of nine yards...Posted three stops and a sack of Bears QB Jay Cutler for a loss of seven yards at Chicago, Dec. 15...Registered four tackles and one deflection of a throw by Falcons QB Matt Ryan vs. Atlanta, Dec. 21. **2013** – Started all 16 regular season games and both postseason contests at left defensive end opposite Jordan. In regular season, led the New Orleans defensive line with 72 tackles (35 solo), while ranking third on the team with 4.5 sacks, dragging down Matt Ryan, Colin Kaepernick and Newton. In postseason, added seven tackles (four solo) and half a sack of Eagles QB Nick Foles with Jordan...In season-opening win vs. Atlanta, Sept. 8, made debut at left defensive end and posted six tackles and one sack of Ryan for a loss of eight yards...Set a career-high with eight stops vs. Buffalo, Oct. 27...Tallied seven tackles (four solo) and one sack of Kaepernick vs. San Francisco, Nov. 17...Tied his career-high with eight stops (three solo) and had a career-best 1.5 takedowns of Ryan at Atlanta, Nov. 21...Dropped Newton for a seven-yard loss in the fourth quarter, as he tied for the team lead with five stops (two solo) at Carolina, Dec. 22...Registered three tackles (two solo), while splitting a quarterback takedown with Jordan in his postseason debut in the NFC Wild Card Playoff win at Philadelphia, 1/4/14...Totaled four stops in NFC Divisional Playoff at Seattle, 1/11/14. **2012** – Played in 14 games at defensive tackle...Recorded 32 tackles, one pass deflection and one forced fumble...Recorded a season-high eight tackles (five solo) vs. Kansas City, Sept. 23...In most extensive action of season, recorded six tackles (four solo) and one forced fumble at Denver, Oct. 28.

**COLLEGE** – Started all 16 games from 2010-11 at Regina (Sask.) and totaled

76 tackles (43 solo), eight sacks, four forced fumbles and 13 tackles for a loss... Recorded 42 tackles (29 solo), eight tackles for a loss, 6.5 sacks, two forced fumbles and three passes defended as he earned All-Canada West Universities Athletic Association and All-Canadian InterUniversity Sport honors as a senior...Earned All-Canada West All-Star as a junior, starting all eight games and totaling 34 tackles (14 solo) with 1.5 sacks, five tackles for a loss, two forced fumbles and one pass defended...Attended LSU in 2009 but did not play. At Sacramento City College from 2007-08, where he was an All-American as a sophomore, posted career totals in 17 games of 65 tackles (32 solo)...Majored in business marketing.

**PERSONAL** – Prepped at Del Campo (Fair Oaks, Calif.) HS on both the offensive and defensive lines...Earned All-Sac Joaquin section and All-Capital Football League honors as a senior and junior...As a senior, registered 52 tackles with two sacks, a forced fumble and a fumble recovery...As a junior, recorded 48 tackles with four takedowns...Since coming to New Orleans, Hicks has been one of the club's most active players in community events...Participated in Rebuilding Together's "Kickoff to Rebuild" event prior to Super Bowl XLVII in Algiers, where he assisted in painting the front of several renovated and rehabilitated houses for local residents and served as a celebrity judge for a barbecue competition...Visited children patients in the pediatric unit at Ochsner Medical Center and adults receiving chemotherapy at the facility's Tom and Gayle Benson Cancer Center over the Christmas holidays...Has also been an active participant in Saints events supporting the NFL's "Play 60" initiatives...Has stressed the importance of reading to local youth through the Rotolo's Pizzeria literacy program, when he joined Jordan for a session at St. Edward the Confessor School in Metairie in the 2013 offseason. The two ends also delivered classroom supplies and toys to a pre-kindergarten class at AP Tureaud Elementary School as part of Chevron's Fuel Your School Program...Part of a group of players that donated the funding for and distributed more than 1,000 Thanksgiving meals to families in need at the Dryades YMCA...The son of a 22-year military veteran, Hicks participated in a Middle East USO Tour in 2015...Born Akiem Jamar Hicks on Nov. 16, 1989.

## AKIEM HICKS

Year	Team	GP GS Tot			TACKLES			Yds	INTERCEPTIONS					FUMBLES		
					Solo	Asst	Sk		No	Yds	Lg	TD	PD	FF	FR	Yds
2012	New Orleans	14	0	32	20	12	0.0	0.0	0	0	0	0	1	1	0	0
2013	New Orleans	16	16	72	35	37	4.5	27.5	0	0	0	0	0	0	0	0
2014	New Orleans	15	14	58	36	22	2.0	16.0	0	0	0	2	0	0	0	0
<b>NFL Totals</b>		<b>45</b>	<b>30</b>	<b>162</b>	<b>91</b>	<b>71</b>	<b>6.5</b>	<b>43.5</b>	<b>0</b>	<b>0</b>	<b>0</b>	<b>0</b>	<b>3</b>	<b>1</b>	<b>0</b>	<b>0</b>

**CAREER HIGHS:** Tackles — 8 (3x), last at Atlanta (11/21/13); Sacks — 1.5, vs. Atlanta (11/21/13); Interceptions — 0; Passes Defended — 1 (3x), last vs. Atlanta (12/21/14); Forced Fumbles — 1, at Denver (10/28/12); Fumble Recoveries — 0.

### POSTSEASON

Year	Team	GP GS Tot			TACKLES			Yds	INTERCEPTIONS					FUMBLES		
					Solo	Asst	Sk		No	Yds	Lg	TD	PD	FF	FR	Yds
2013	New Orleans	2	2	7	4	3	0.5	4.0	0	0	0	0	0	0	0	0
<b>NFL Totals</b>		<b>2</b>	<b>2</b>	<b>7</b>	<b>4</b>	<b>3</b>	<b>0.5</b>	<b>4.0</b>	<b>0</b>	<b>0</b>	<b>0</b>	<b>0</b>	<b>0</b>	<b>0</b>	<b>0</b>	<b>0</b>

**POSTSEASON CAREER HIGHS:** Tackles — 4, at Seattle (1/11/14); Sacks — 0.5, at Philadelphia (1/14/14); Interceptions — 0; Forced Fumbles — 0; Fumble Recoveries — 0.

OWNERSHIP

FOOTBALL

ADMINISTRATION

RECORDS

HISTORY



## TIM HIGHTOWER

# 34

**RB**
**HEIGHT: 6-0    WEIGHT: 220**
**COLLEGE: RICHMOND**
**JOINED SAINTS: FA-15**
**NFL EXPERIENCE: 5**
**BORN: 5/23/86**

**NFL CAREER** – Tim Hightower joins the Saints in 2015 after sitting out the last three seasons rehabilitating from a knee injury suffered in 2011. The four-year NFL veteran will attempt his comeback with the Black and Gold with career totals in 53 games with 41 starts of 523 carries for 2,054 yards (3.9 avg.) and 24 touchdowns and added 128 receptions for 879 yards and one touchdown.

**CAREER TRANSACTIONS** – Signed by Saints to reserve/future contract, 1/5/15; Released by Redskins, 8/31/12; Re-signed by Redskins to a one-year contract, 5/12/12; Placed on injured reserve by Redskins, 10/25/11; Traded to the Washington Redskins from the Arizona Cardinals in exchange for DE Vonnie Holliday and a conditional sixth-round pick, 8/1/11; Signed by Arizona, 6/6/08; Originally selected by the Cardinals in the fifth round (149th overall) of the 2008 NFL Draft.

**2011** – Started all five games he appeared in for Washington before suffering a season-ending knee injury. Carried 84 times for 321 yards with one touchdown and added 10 receptions for 78 yards with one touchdown...Started and ran a career-high 25 times for 72 yards (2.9 avg.) and one touchdown vs. N.Y. Giants, Sept. 11. He also caught three passes for 25 yards (8.3 avg.)...Started vs. Arizona, Sept. 18 and had 20 carries for 96 yards (4.8 avg.) and a 10-yard reception...Started at Dallas, Sept. 26 and had 14 carries for 41 yards (2.9 avg.) and caught five passes for 39 yards (7.8 avg.) and his first career touchdown reception...Did not play vs. Philadelphia, Oct. 16...Started at Carolina, Oct. 23 and ran 17 times for 88 yards (5.2 avg.) before suffering a season-ending knee injury in the third quarter. Rushed for 67 yards in the first quarter, surpassing his previous first quarter career high of 64, set at St. Louis, Nov. 2, 2009...Placed on Injured Reserve, Oct. 25. **2010** – For the third consecutive season played in all 16 games, starting 13...Led the team in rushing with a career-high 736 yards on 153 carries (4.8 avg.), adding five touchdowns and also added 21 receptions for 136 yards...Recorded 54 rushing yards on 13 carries with one and 40 yards on four receptions in season opener at St. Louis, Sept. 12...Posted a career-long 80-yard touchdown run as part of 115 yards rushing on 11 attempts (10.5 avg.) at Atlanta, Sept. 19, tied for the longest run in the NFL in 2010. Including 2009 postseason, it marked his fourth straight game with a TD; 10.5 yards per carry ranked as the second highest single game average among Cards RBs with at least 10 carries between 1980-2010...Led team with 81 yards on 15 carries (5.4 avg.) vs. St. Louis, Dec. 5; recorded three of the Cards five longest offensive plays of the game—runs of 32, 23 and 20 yards...Totaled a career-high 148 yards on 18 carries (8.2 avg.) and tied

a career-high with two rushing touchdowns vs. Denver, Dec. 12, fourth career 100-yard rushing game; recorded 100 yards and two TDs on seven carries in the fourth quarter...Recorded five runs of 20+ yards over last two games (20, 32, 23, 41, 35t). **2009** – Started all 16 regular season games and both postseason contests for Cardinals. Carried 143 times for 598 yards (4.2 avg.) with eight touchdowns and added 63 receptions for 428 yards...Led team with career-high 12 receptions for 121 yards vs. San Francisco, Sept. 13...Had a rushing TD and nine yards on four carries and two receptions for 11 yards at N.Y. Giants, Oct. 25...Recorded team-high eight receptions for 57 yards while averaging 4.9 yards per carry on eight attempts (39 yards) with a rushing TD vs. Carolina, Nov. 1...Set new career-high with 39 receptions in seven games, eclipsing total from rookie season of 2008 (34)...Led team with 77 yards rushing on 15 carries at Chicago, Nov. 8...Recorded career-high 110 yards on 14 carries with a career-long 50-yard run and a 7.9 yards per carry average at St. Louis, Nov. 22...Had a 32-yard rush as part of 50 yards rushing on six carries vs. Minnesota, Dec. 6...Marked first time in career he averaged at least 5.0 yards per carry in three consecutive games...Recorded a team-high six receptions for 34 yards while also registering a one-yard rushing TD at Detroit, Dec. 20...Totaled seven carries for 19 yards and a TD and caught three passes for 21 yards in Wild Card matchup vs. Green Bay, 1/10/10...Totaled 87 yards on six carries, including a postseason career-long 70-yard TD on Cardinals first play from scrimmage in the Divisional matchup at New Orleans, 1/16/10. **2008** – Started seven of 16 games played during the regular season and appeared in all four postseason games including the Super Bowl as a rookie. Carried 143 times for 399 yards with 10 touchdowns and added 34 receptions for 237 yards...Made his NFL debut at San Francisco, Sept. 7 in season opener and scored his first career TD on a two-yard carry on 4th-and-goal...Rushed for 24 yards and a TD vs. Miami, Sept. 14 to become the first Cardinals player with rushing TDs in each of his first two games...Registered a career-high two rushing TDs vs. Buffalo, Oct. 5; converted a fourth-and-one on the Buffalo 10-yard line and then scored from two yards out to make it 41-17 in the fourth quarter...In first career start, registered 109 yards on 22 carries, including a 30-yard TD run at St. Louis, Nov. 30. 30-yard TD run was longest TD run for the Cardinals since Jake Plummer's 34-yard TD run at San Francisco on 10/27/02...Registered one touchdown vs. St. Louis, Dec. 7 to give him a career-high TDs on the season and break Ronald Moore's franchise rookie record of nine set in 1993...In first postseason game, recorded a touchdown that capped off a 14-play, 76-yard drive and gave Arizona a 28-17 lead with under three minutes left in the third quarter vs. Atlanta, 1/3/09. Carried the ball a total of four times for 14 yards on the scoring drive...Recorded game-high 76 yards on 17 carries and hauled in first career TD reception at Carolina, 1/10/09...Played a crucial role on the 14-play fourth quarter drive that put the Cardinals up for good by converting two third downs and one fourth down vs. Philadelphia, 1/19/09.

**COLLEGE** – Three-year starter at Richmond...Established school career-records for rushing yards (3,617), all-purpose yards (4,448), rushing touchdowns (34) and total touchdowns (39)...Earned first-team All-American and unanimous All-Colonial Athletic Association honors as a senior in 2007 after setting school



# 34 TimHIGHTOWER RB (cont.)

single-season rushing records for yardage (1,924) and TDs (20)...In 49 career games, recorded 38 starts and rushed 704 times for 3,712 yards and 34 TDs...His 1,824 rushing yards in 2007 rank as the third-highest total in CAA history...Established school season-records with 1,924 rushing yards and 20 TDs as a senior...137.4 rushing yards per game led the conference and ranked sixth in the nation...Established school record by scoring 138 points...Caught 32 passes for 228 yards and three TDs for a total of 2,152 all-purpose yards...As a junior, started all 11 games and ranked sixth in the league with 850 yards and five TDs on the ground on 177 carries...Completed his only collegiate pass for a 24-yard TD vs. William & Mary...Started nine-of-13 games and gained 777 yards and nine TDs on the ground on 142 attempts as a sophomore...Played in all 11 games as a true freshman and started four, rushing 58 times for 161 yards and adding 19 receptions for 158 yards.

**PERSONAL** – In 2011, spoke to students about the importance of good health and led kids in fitness activities as part of the Redskins' NFL PLAY 60 campaign...Full name: Timothy Michael Hightower...Lives life by the motto "Purpose Driven," which he wears on a wristband...Attended Episcopal (Alexandria, Va.) HS where he earned All-State honors his junior and senior years...Was team Most Valuable Player and served as team captain last two years...In addition to earning three letters in football, twice lettered in both basketball and track, was a four-time honor roll student and chairman of the Spectrum Club, a diversity organization, during his final two years.

## TIM HIGHTOWER

Year	Team	GP	GS	RUSHING				Lg	TD	RECEIVING				
				Att	Yds	Avg				No	Yds	Avg	Lg	TD
2008	Arizona	16	7	143	399	2.8		30t	10	34	237	7.0	26	0
2009	Arizona	16	16	143	598	4.2		50	8	63	428	6.8	23	0
2010	Arizona	16	13	153	736	4.8		80t	5	21	136	6.5	20	0
2011	Washington	5	5	84	321	3.8		22	1	10	78	7.8	19	1
<b>NFL Totals</b>		<b>53</b>	<b>41</b>	<b>523</b>	<b>2,054</b>	<b>3.9</b>		<b>80t</b>	<b>24</b>	<b>128</b>	<b>879</b>	<b>6.9</b>	<b>26</b>	<b>1</b>

**CAREER HIGHS:** Rushes — 25, vs. N.Y. Giants (9/11/11); **Rushing Yards** — 148, vs. Denver (12/12/10); **Long Rush** — 80t, at Atlanta (9/19/10); **Rushing TDs** — 2 (3x), last vs. Denver (12/12/10); **Receptions** — 12, vs. San Francisco (9/13/09); **Receiving Yards** — 121, vs. San Francisco (9/13/09); **Long Reception** — 26, at Philadelphia (11/27/08); **Receiving TDs** — 1, at Dallas (9/26/11); .

### POSTSEASON

Year	Team	GP	GS	RUSHING				Lg	TD	RECEIVING				
				Att	Yds	Avg				No	Yds	Avg	Lg	TD
2008	Arizona	4	0	35	132	3.8		17	1	4	24	6.0	10t	2
2009	Arizona	2	2	13	106	8.2		70t	2	6	48	8.0	13	0
<b>NFL Totals</b>		<b>6</b>	<b>2</b>	<b>48</b>	<b>238</b>	<b>5.0</b>		<b>70t</b>	<b>3</b>	<b>10</b>	<b>72</b>	<b>7.2</b>	<b>13</b>	<b>2</b>

**POSTSEASON CAREER HIGHS:** Rushes — 17, at Carolina (1/10/09); **Rushing Yards** — 87, at New Orleans (1/16/10); **Long Rush** — 70t, at New Orleans (1/16/10); **Rushing TDs** — 1 (3x), last at New Orleans (1/16/10); **Receptions** — 3 (2x), last at New Orleans (1/16/10); **Receiving Yards** — 27, at New Orleans (1/16/10); **Long Reception** — 13, at New Orleans (1/16/10); **Receiving TDs** — 1 (2x), last vs. Philadelphia (1/18/09); **Total Yards From Scrimmage** — 114, at New Orleans (1/16/10).



**JOSH  
HILL**

**89**

**TE**

HEIGHT: 6-5    WEIGHT: 250

COLLEGE: IDAHO STATE

JOINED SAINTS: FA-13

NFL EXPERIENCE: 3

BORN: 5/21/90

**NFL CAREER** – Making the team’s 53-man roster as an undrafted free agent in 2013 out of training camp, Josh Hill’s development on offense has been an asset to the Saints. He’s also developed into one of the club’s top special teams players, leading the team with 15 coverage stops in 2014. In his second season, Hill set career-highs in all receiving and special teams categories, as he appeared in all 16 games with three starts on offense and recorded 14 receptions for 176 yards and five touchdowns.

**CAREER TRANSACTIONS** – Agreed to terms with Saints as an undrafted free agent, 4/28/13.

**2014** – Played in all 16 games with three starts, posting career-highs in all categories with 14 receptions for 176 yards (12.6 avg.) with five touchdowns and a team-best 15 special teams stops... Totaled two catches for 48 yards, including a 34-yard touchdown, while also chipping in two special teams tackles, vs. Minnesota, Sept. 21... Caught a 12-yard touchdown marking his second consecutive contest with one score at Dallas, Sept. 28... Tallied career-highs in catches, yardage and receiving long with three grabs for 53 yards, including a career-long 37-yard reception vs. Tampa Bay, Oct. 5... Caught a two-yard touchdown vs. Green Bay, Oct. 26... Hauled in a 17-yard reception and made two special teams stops at Pittsburgh, Nov. 30... Recorded touchdown receptions for seven and eight yards marking his first career multiple-TD game at Chicago, and chipped in a career-high three special teams tackles. Dec. 15. **2013** – Appeared in 14 regular season games with three starts and posted six receptions for 44 yards with a touchdown. Also had a rush for -8 yards and three special teams tackles. In two postseason games, had two receptions for 32 yards... Made first career catch and finished with two receptions for 17 yards vs. Buffalo, Oct. 27... Started in two-TE set and posted first career touchdown reception vs. San Francisco, Nov. 17... Posted two receptions for 16 yards at Atlanta, Nov. 21... Inactive for games 14 and 15 (hamstring)... In NFC Wild Card Playoff win at Philadelphia, 1/4/14, made his postseason debut and had a nine-yard reception... Recorded a 23-yard reception in NFC Divisional Playoff at Seattle, 1/11/14.

**COLLEGE** – Finished with 152 receptions for 1,338 yards and nine touchdowns at Idaho State after transferring from Boise State, where he redshirted in 2008... Earned third team *Associated Press* All-American and second team All-Big Sky as a senior as he caught 70 passes for 630 yards and five touchdowns... As a junior, played in 11 games with 10 starts and finished second on team in receiving, collecting 48 passes for 407 yards, earning All-Big Sky honorable mention... Played

OWNERSHIP

FOOTBALL

ADMINISTRATION

RECORDS

HISTORY

## 89 JoshHILL TE (cont.)

in all 11 games as a sophomore and totaled 25 grabs for 233 yards with three touchdowns...Graduated with a bachelor's degree in sports management.

**PERSONAL** – Prepped at Blackfoot (Idaho) HS, where he was named first-team All-State and All-Conference...Also earned first team All-High Country Conference in both baseball and basketball...Served as guest speaker at Trinity Episcopal School's 2014-15 year-end athletic banquet...Born Joshua James Hill, on May 21, 1990 in Blackfoot, Idaho.

## JOSH HILL

Year	Team	GP	GS	RECEIVING				
				No	Yds	Avg	Lg	TD
2013	New Orleans	14	3	6	44	7.3	9	1
2014	New Orleans	16	3	14	176	12.6	37	5
NFL Totals		30	6	20	220	11.0	37	6

**ADDITIONAL STATISTICS:** Rushing — 1 att., -8 yds., -8 long in 2013; **Special Teams Tackles** — (2013, 3); (2014, 15) **Total: 18.**

**CAREER HIGHS:** **Receptions** — 3, vs. Tampa Bay (10/5/14); **Receiving Yards** — 53, vs. Tampa Bay (10/5/14); **Long Reception** — 37, vs. Tampa Bay (10/5/14); **Receiving TDs** — 2, at Chicago (12/15/14); **Special Teams Tackles** — 3, at Chicago (12/15/14).

## POSTSEASON

Year	Team	GP	GS	RECEIVING				
				No	Yds	Avg	Lg	TD
2013	New Orleans	2	0	2	32	16.0	23	0
NFL Totals		2	0	2	32	16.0	23	0

**POSTSEASON CAREER HIGHS:** **Receptions** — 1 (2x), last at Seattle (1/11/14); **Receiving Yards** — 23, at Seattle (1/11/14); **Long Reception** — 23, at Seattle (1/11/14); **Receiving TDs** — 0.

DUSTIN  
HOPKINS

5

K

HEIGHT: 6-2    WEIGHT: 193  
COLLEGE: FLORIDA STATE  
JOINED SAINTS: FA-14  
NFL EXPERIENCE: 2  
BORN: 10/1/90

**NFL CAREER** – Hopkins was signed to the Saints practice squad in mid December of the 2014 season. He was then signed to a future/reserve contract at the end of the 2014 season and will compete for placekicking duties. Hopkins enjoyed a standout career at Florida State where he garnered All-American honors and set an NCAA scoring record for kickers and for field goals.

**CAREER TRANSACTIONS** – Signed to a future/reserve contract, 12/29/14; Signed to Saints practice squad, 12/17/14; Waived by Buffalo, 8/24/14; Placed on injured reserve (groin) by Buffalo, 10/7/13; Signed by Buffalo to four-

year contract, 5/10/13; Selected by the Buffalo Bills in the 2013 NFL Draft in the sixth round (177th overall).

**2014** – Spent the last two games on the Saints practice squad. **2013** – Inactive for the first five games with a groin injury before being placed on injured reserve on Oct. 7.

**COLLEGE** – Set a new NCAA career scoring record for kickers (466 points) during a four-year career at Florida State...Also established new NCAA, ACC and school records with 88 career field goals...His 88th career field goal in the Orange Bowl over Northern Illinois pushed him past Georgia's Billy Bennett (87, 2000-03)...Kicked at least one field goal in 46 career games to set the all-time NCAA record...AP All-American (Second Team) as a senior when he posted 140 points to set a new conference all-time single season scoring mark, as he made 25-of-30 field goal attempts...As a junior in 2011, converted 22-of-27 field goal attempts and was a first-team All-ACC selection.

**PERSONAL** – Two-time Texas 5A All-State selection and *USA Today* first-team All-American as a senior at Clear Lake (Houston, Texas) HS...An outstanding high school student who boasted better than a 4.0 weighted GPA...Born on October 1, 1990.



**RAMON  
HUMBER**

**53**

**ILB**

HEIGHT: 5-11    WEIGHT: 232  
COLLEGE: NORTH DAKOTA STATE  
JOINED SAINTS: FA-11  
NFL EXPERIENCE: 7  
BORN: 8/10/87

**NFL CAREER** – After starting his career with the Indianapolis Colts as an undrafted free agent in 2009 and facing the Saints in Super Bowl XLIV, Humber came to New Orleans towards the end of the 2010 season and for the past five seasons has been a special teams standout, while contributing on defense. The North Dakota State product has appeared in 78 career games with 14 starts, tallying 122 tackles (84 solo), 2.5 sacks, a forced fumble, three passes defended and 66 special teams stops. Humber comes off a season where he was voted by his teammates as a special teams captain and saw extensive action on both defense and coverage units, appearing in 15 games with six starts and posting a career-high 51 stops, (42 solo), one sack and one pass defended, while adding 13 special teams stops.

**CAREER TRANSACTIONS** – Re-signed to a two-year contract by New Orleans Saints, 3/12/15; Agreed to terms on a one-year contract with New Orleans, 3/14/14; Agreed to terms on a one-year contract with New Orleans, 3/18/13; Re-signed by New Orleans, 8/6/12; Re-signed by New Orleans, 9/28/11; Waived by New Orleans, 9/5/11; Signed by New Orleans, 12/1/10; Waived from

OWNERSHIP

FOOTBALL

ADMINISTRATION

RECORDS

HISTORY



## 53 Ramon HUBER ILB (cont.)

OWNERSHIP

FOOTBALL

ADMINISTRATION

RECORDS

HISTORY

Injured Reserve by Indianapolis, 11/19/10; Placed on injured reserve by Indianapolis, 9/27/10; Waived/injured by Indianapolis, 9/25/10; Signed by Indianapolis as an undrafted free agent, 4/30/09.

**2014** – Competed in 15 games with six starts and totaled a career-high 51 tackles (42 solo), one sack, one pass defended and 13 special teams stops...Minnesota native made his first start of season at ILB vs. Vikings, Sept. 21 and finished the game with five tackles (two solo) and a pass defended...Started for second consecutive week in place of David Hawthorne at Dallas, Sept. 28 and finished with six tackles (five solo)...Recorded a solo stop and a special teams tackle in win vs. Tampa Bay, Oct. 5...In loss vs. San Francisco, Nov. 9, started and finished with 12 tackles, sacked Colin Kaepernick and added one special teams stop...Posted one solo stop on defense in addition to contributing a season-high three tackles on coverage units at Pittsburgh, Nov. 20...Started and tied for a lead among linebackers with seven stops (six solo) and added a special teams tackle at Chicago, Dec. 15...Recorded seven defensive tackles (five solo) and tied a career-high with four special teams stops in season finale at Tampa Bay, Dec. 28. **2013** – Appeared in all 16 regular season games with three starts and registered 24 tackles (17 solo), 0.5 sack, one pass defended and nine special teams stops. Appeared in both postseason games with one start and made seven stops (five solo) and a special teams tackle...Saw action on both defense and special teams in opener vs. Atlanta, Sept. 8, recording a pass defended and a coverage stop...Played on defense and special teams at Chicago, Oct. 6, making two stops and two special teams tackles...Posted two stops and also played on special teams vs. Buffalo, Oct. 27...Started at ILB and recorded five tackles (four solo) vs. San Francisco, Nov. 17...Recorded two solo tackles on defense and two special teams stops (one solo) at Seattle, Dec. 2...Posted one special teams stop and recovered an onside kick at St. Louis, Dec. 15...Recovered an onside kick for the second consecutive week at Carolina, Dec. 22...Added a defensive tackle and saw action on special teams vs. Tampa Bay, Dec. 29...Opened at OLB, his first career postseason start, in NFC Divisional Playoff at Seattle, 1/11/14, and also saw action on special teams, recording a postseason career-high seven tackles (five solo). **2012** – After re-signing with the Saints in training camp, appeared in 13 games, primarily on special teams, and finished tied for second on the club with 14 coverage stops, his most in Black and Gold...Led special teams units with a career-high four stops vs. San Diego, Oct. 7...Registered two special teams stops at Tampa Bay, Oct. 21...Made two special teams tackles at Denver, Oct. 28...Made one special teams tackle at Dallas, Dec. 23. **2011** – After being waived at the conclusion of the pre-season, Humber returned to the Saints in late September and played in 13 games with three starts and recorded 24 tackles, one sack, one pass defended and eight special teams stops...Played in both postseason contests and registered one special teams tackle in NFC Wild Card Playoff vs. Detroit, 1/7/12...Started vs. N.Y. Giants, Nov. 28 and contributed four tackles (three solo) and one special teams stop...Finished with four tackles (three solo) and his first career pass defended and sack in addition to three special teams stops vs. Detroit, Dec. 4...Started vs. Atlanta, Dec. 26, and had six tackles (three solo)...Made a team-high seven tackles (three solo) vs. Carolina, 1/1/12. **2010** – Played in first two games of season with Indianapolis, making one defensive tackle and two special teams stops before being put on injured reserve (hand). After being waived, signed with the Saints and appeared in three regular season games, making three special teams tackles...Made two coverage stops in

one playoff game. **2009** – Played in 16 games as rookie for Colts, starting the last two games at WLB, and posted 22 tackles and a forced fumble while adding a team-high 17 special teams stops...Recorded three tackles and two special teams stops at St. Louis, Oct. 25...Forced a fumble on defense and registered a season-high three special teams tackles vs. San Francisco, Nov. 1...Made first career start vs. N.Y. Jets, Dec. 27, and contributed 10 tackles...Finished with eight defensive tackles and two special teams stops at Buffalo, 1/3/10...Had a special teams tackle vs. Baltimore in AFC Divisional playoff, 1/16/10...Posted two special teams tackles in win over Jets in AFC Championship, 1/24/10...Saw action on special teams against New Orleans in Super Bowl XLIV.

**COLLEGE** – Four-year letterman at North Dakota State, starting 32 of the 43 games he played in and finished with 249 tackles...Led Bison with 93 tackles (57 solo) as a senior in 2008...Second on the team with 72 tackles as a junior, earning All-Great West Conference first-team honors...Tied for team lead with 67 tackles in first year as starter as a sophomore...Made 17 tackles as freshman...Majoried in physical education.

**PERSONAL** – Attended Champlin Park (Minn.) HS, where he was a first-team all-state LB as a senior...Born August 10, 1987 in Brooklyn Park, Minn.

## RAMON HUMBER

Year	Team	GP	GS	Tot	TACKLES			Yds	INTERCEPTIONS					FUMBLES		
					Solo	Asst	Sk		No	Yds	Lg	TD	PD	FF	FR	Yds
2009	Indianapolis	16	2	22	10	12	0.0	0.0	0	0	0	0	0	1	0	0
2010	Indianapolis	2	0	1	1	0	0.0	0.0	0	0	0	0	0	0	0	0
	New Orleans	3	0	0	0	0	0.0	0.0	0	0	0	0	0	0	0	0
2011	New Orleans	13	3	24	14	10	1.0	7.0	0	0	0	0	1	0	0	0
2012	New Orleans	13	0	0	0	0	0.0	0.0	0	0	0	0	0	0	0	0
2013	New Orleans	16	3	24	17	7	0.5	3.5	0	0	0	0	1	0	0	0
2014	New Orleans	15	6	51	42	9	1.0	7.0	0	0	0	0	1	0	0	0
<b>NFL Totals</b>		<b>78</b>	<b>14</b>	<b>122</b>	<b>84</b>	<b>38</b>	<b>2.5</b>	<b>17.5</b>	<b>0</b>	<b>0</b>	<b>0</b>	<b>0</b>	<b>3</b>	<b>1</b>	<b>0</b>	<b>0</b>
<b>Saints Totals</b>		<b>60</b>	<b>12</b>	<b>99</b>	<b>73</b>	<b>26</b>	<b>2.5</b>	<b>17.5</b>	<b>0</b>	<b>0</b>	<b>0</b>	<b>0</b>	<b>3</b>	<b>0</b>	<b>0</b>	<b>0</b>

**ADDITIONAL STATISTICS:** Special Teams Tackles — (2009, 17); (2010, 5); (2011, 8); (2012, 14); (2013, 9); (2014, 13)  
Total: 66.

**CAREER HIGHS:** Tackles — 12, vs. San Francisco (11/9/14); Sacks — 1 (2x), last vs. San Francisco (11/9/14); Interceptions — 0; Passes Defensed — 1 (3x), last vs. Minnesota (9/21/14); Forced Fumbles — 1, vs. San Francisco (11/1/09); Fumble Recoveries — 0; Special Teams Tackles — 4 (2x), last at Tampa Bay (12/28/14).

### POSTSEASON

Year	Team	GP	GS	Tot	TACKLES			Yds	INTERCEPTIONS					FUMBLES		
					Solo	Asst	Sk		No	Yds	Lg	TD	PD	FF	FR	Yds
2009	Indianapolis	3	0	0	0	0	0.0	0.0	0	0	0	0	0	0	0	0
2010	New Orleans	1	0	0	0	0	0.0	0.0	0	0	0	0	0	0	0	0
2011	New Orleans	2	0	0	0	0	0.0	0.0	0	0	0	0	0	0	0	0
2013	New Orleans	2	1	7	5	2	0.0	0.0	0	0	0	0	0	0	0	0
<b>NFL Totals</b>		<b>8</b>	<b>1</b>	<b>7</b>	<b>5</b>	<b>2</b>	<b>0.0</b>	<b>0.0</b>	<b>0</b>	<b>0</b>	<b>0</b>	<b>0</b>	<b>0</b>	<b>0</b>	<b>0</b>	<b>0</b>
<b>Saints Totals</b>		<b>5</b>	<b>1</b>	<b>7</b>	<b>5</b>	<b>2</b>	<b>0.0</b>	<b>0.0</b>	<b>0</b>	<b>0</b>	<b>0</b>	<b>0</b>	<b>0</b>	<b>0</b>	<b>0</b>	<b>0</b>

**ADDITIONAL POSTSEASON STATISTICS:** Special Teams Tackles — (2009, 3); (2010, 2); (2011, 1); (2013, 1) Total: 7.

**POSTSEASON CAREER HIGHS:** Tackles — 7, at Seattle (1/11/14); Sacks — 0; Interceptions — 0; Passes Defensed — 0; Forced Fumbles — 0; Fumble Recoveries — 0; Special Teams Tackles — 2 (2x), last at Seattle (1/8/11).





# MARK INGRAM

# 22

# RB

HEIGHT: 5-9      WEIGHT: 215

COLLEGE: ALABAMA

JOINED SAINTS: D1B-11

NFL EXPERIENCE: 5

BORN: 12/21/89

**NFL CAREER** – One of the club's two first round draft picks in 2011, the 2009 Heisman Trophy winner enjoyed the breakout campaign in 2014 that he had worked towards in his first three seasons. Ingram carried 226 times for a team-leading 964 yards (4.3 avg.) with nine touchdowns and also added 29 receptions for 145 yards and was selected to the Pro Bowl for the first time.

**CAREER TRANSACTIONS** – Agreed to terms on a four-year contract, 3/8/15; Placed on injured reserve, 1/3/12; Signed, 7/30/11; Chosen by New Orleans in the first round (28th overall) of the 2011 NFL Draft.

**HONORS** – **2014:** Pro Bowl; FedEx Ground Player of the Week (Week 8); **2013:** FedEx Ground Player of the Week (Week 10); **2012:** Ed Block Courage Award (Saints recipient).

**2014** – Played in 13 games, starting nine. Notched 964 rushing yards on 226 attempts and nine touchdowns. Added 29 catches for 145 yards. Tallied four 100-yard games. Tied for third in NFL in rushing touchdowns, ranked seventh in rushing yards per game (74.2) and 14th in rushing yards. Selected to Pro Bowl for the first time, the first Saints RB named to game since Deuce McAllister (2003)... In opener at Atlanta, Sept. 7, carried team-leading 13 times for game-high 60 yards (4.6 avg.) and two touchdowns...At Cleveland, Sept. 14, carried a team-leading 11 times for a game-high 83 yards (7.5 avg.) with one touchdown and also caught three passes for 21 yards. Suffered a hand injury that sidelined him for the next three contests following surgery...Started and rushed for a career-high 172 yards on 24 carries (7.2 avg.) with one touchdown vs. Green Bay, Oct. 26... Started and rushed 30 times for 100 yards with two touchdowns and added a 10-yard reception at Carolina, Oct. 30...Ingram rushed 27 times for 120 yards (4.4 avg.) vs. San Francisco, Nov. 9, as he became the first Saint to have 100 yards rushing in three consecutive games since McAllister in 2003...Rushed 23 times for 122 yards (5.3 avg.), including a season-long 31-yard run at Pittsburgh, Nov. 30...Started at Chicago, Dec. 15 and rushed 17 times for 59 yards and one touchdown...In season finale at Tampa Bay, Dec. 28, rushed 14 times for 57 yards with a one-yard touchdown. **2013** – Played in 11 games with three starts in the regular season and carried 78 times for 386 yards (4.9 avg.) with one touchdown and added seven receptions for 68 yards. In two postseason contests with one start, was club's leading rusher with 28 carries for 146 yards (5.2 avg.) with one touchdown, adding three receptions for 17 yards...Inactive weeks 3-8 (toe)...Enjoyed breakout performance vs. Dallas, Nov. 10, carrying 14 times for 145 yards (10.4 avg.) with one touchdown and two receptions for 15 yards for 160 yards of total

offense...Had two receptions for a career-high 39 yards, including a career-long 23-yard grab at St. Louis, Dec. 15...Carried 13 times for 83 yards (6.4 avg.) with a seven-yard grab at Carolina, Dec. 22...In postseason debut, received start and carried 18 times for 97 yards with one touchdown and three receptions for 17 yards in the NFC Wild Card Playoff at Philadelphia, 1/4/14...In NFC Divisional Playoff at Seattle, 1/11/14, carried 10 times for 49 yards, also rushing for a two-point conversion. **2012** – Appeared in all 16 games with five starts...Finished first on team in rushing, carrying 156 times for 602 yards with a team-best five touchdowns, also adding six receptions for 29 yards...Carried team-high 16 times for 53 yards and a touchdown at Carolina, Sept. 16...Received first start of season and rushed seven times for 44 yards (6.3 avg.), while also hauling in two passes for 23 yards vs. Philadelphia, Nov. 5...Ran 12 times for 67 yards (5.6 avg.) while scoring on a 27-yard carry at Oakland, Nov. 18...Led the team in rushing with a season-high 90 yards on 14 carries (6.4 avg.) with one touchdown including a season-long and career-high 31-yard rush, vs. Tampa Bay, Dec. 16...Voted by his teammates as the club's 2012 recipient of the Ed Block Courage Award following a successful comeback from knee and toe surgeries. **2011** – Appeared in 10 games with four starts as a rookie, carrying 122 times for 474 yards with five touchdowns, tying for the team lead with Pierre Thomas in scoring runs. Also added 11 receptions for 46 yards...Scored first career NFL touchdown on a fourth quarter 13-yard game-winning rush, as he totaled nine rushes for 38 yards, splitting carries with Darren Sproles and Thomas, vs. Houston, Sept. 25...Powered rushing attack that racked up 236 yards vs. Indianapolis, Oct. 23, carrying 14 times for a game-high 91 yards (6.5 avg.) before leaving in fourth quarter with bruised heel...Splitting carries with Sproles and Thomas to spearhead a three-headed running attack that gained 205 yards, Ingram was New Orleans' leading rusher vs. N.Y. Giants, his father's former team, Nov. 28, when he carried 13 times for 80 yards (6.2 avg.), with a fourth quarter career-long 35-yard TD. Also added two receptions for 14 yards...Was New Orleans' leading rusher vs. Detroit, Dec. 4, when he carried 16 times for 54 yards with a second quarter 14-yard touchdown run that put the Saints up 10-0 before suffering a season-ending toe injury that required surgery and forced him to be placed on injured reserve.

**COLLEGE** – Played in 39 games at Alabama with 24 starts, rushing for 3,261 yards and 42 touchdowns, scoring 46 times overall...As a junior, after missing the first two games following knee surgery, started the remaining 11 and carried 158 times for 875 yards (5.5 avg.) with 13 touchdowns...All-SEC second-team selection by league coaches, co-recipient of Alabama's Offensive Player of the Year award and one of six recipients of Alabama's Commitment to Academic Excellence award...Produced 54 first downs on 158 rushes (34.2%), converting on 9-of-16 third down attempts (56.3%)...Also had 21 receptions for 282 yards (13.4 avg.) with one touchdown...Heisman Trophy recipient as a sophomore, the first in the BCS National Champion Crimson Tide's history and was a consensus All-American first-team selection and finished as a finalist for the Maxwell, Doak Walker and Walter Camp Player of the Year awards...Also named *The Sporting News* National Player of the Year, *Associated Press* Southeastern Conference Offensive Player of the Year and a unanimous first-team All-SEC selection by both the *AP* and the league coaches...Started all 14 games as a sophomore, led the con-

OWNERSHIP

FOOTBALL

ADMINISTRATION

RECORDS

HISTORY



## 22 MarkINGRAM RB (cont.)

ference and ranked fourth nationally with a school-record 1,658 yards and 17 touchdowns on 271 carries (6.1 avg.), also adding 32 receptions for 334 yards (10.4 avg.) and three TDs...Rushing total ranked sixth in Southeastern Conference history upon departure...1,992 all-purpose yards were ranked second in school history and eighth on the Southeastern Conference single-season list...Rushed for 246 yards vs. South Carolina, which ranked as the school's third-highest total...Earned the National Championship Offensive Most Valuable Player award vs. Texas after rushing for 116 yards and two scores...SEC Coaches Freshman All-Conference selection as he played in all 14 games as a reserve and gained 728 yards rushing with a team-high 12 touchdowns on 143 carries (5.1 avg.) and also added 54 yards receiving on seven catches...Majoried in telecommunications and film.

**PERSONAL** — Attended Grand Blanc (Flint, Mich.) HS from 2003-06, where he ran for 846 yards and 14 touchdowns on 121 carries (7.0 avg.) as a junior, adding 260 yards and two scores on 22 receptions (11.8 avg.), while posting 33 tackles with two interceptions as a CB...Attended Flint Southwestern Academy as a senior and earned All-State and *Detroit Free Press* Offensive Dream Team honors after rushing for 1,699 yards and 24 TDs, as he also registered 84 tackles with eight interceptions on defense...Father, Mark Ingram Sr., played WR for Michigan State before being drafted by the New York Giants 28th overall in 1987 and played 10 seasons with the Giants, Miami, Green Bay and Philadelphia, including a Super Bowl XXV victory...Founded the Mark Ingram Foundation, which provides support to the children of incarcerated parents, hosting annual Christmas shopping sprees for them...Born Dec. 21, 1989 in Hackensack, N.J.

### MARK INGRAM

Year	Team	RUSHING							RECEIVING				
		GP	GS	Att	Yds	Avg	Lg	TD	No	Yds	Avg	Lg	TD
2011	New Orleans	10	4	122	474	3.9	35t	5	11	46	4.2	9	0
2012	New Orleans	16	5	156	602	3.9	31	5	6	29	4.8	16	0
2013	New Orleans	11	3	78	386	4.9	34	1	7	68	9.7	23	0
2014	New Orleans	13	9	226	964	4.3	31	9	29	145	5.0	14	0
<b>NFL Totals</b>		<b>50</b>	<b>21</b>	<b>582</b>	<b>2,426</b>	<b>4.2</b>	<b>35t</b>	<b>20</b>	<b>53</b>	<b>288</b>	<b>5.4</b>	<b>23</b>	<b>0</b>

**CAREER HIGHS:** Rushes — 30, at Carolina (10/30/14); **Rushing Yards** — 172, vs. Green Bay (10/26/14); **Long Rush** — 35t, vs. N.Y. Giants (11/28/11); **Rushing TDs** — 2 (2x), last at Carolina (10/30/14); **Receptions** — 7, vs. Cincinnati (11/16/14); **Receiving Yards** — 39, at St. Louis (12/15/13); **Long Reception** — 23, at St. Louis (12/15/13); **Receiving TDs** — 0; **Total Yards From Scrimmage** — 175, vs. Green Bay (10/26/14).

#### POSTSEASON

Year	Team	RUSHING							RECEIVING				
		GP	GS	Att	Yds	Avg	Lg	TD	No	Yds	Avg	Lg	TD
2013	New Orleans	2	1	28	146	5.2	18	1	3	17	5.7	11	0
<b>NFL Totals</b>		<b>2</b>	<b>1</b>	<b>28</b>	<b>146</b>	<b>5.2</b>	<b>18</b>	<b>1</b>	<b>3</b>	<b>17</b>	<b>5.7</b>	<b>11</b>	<b>0</b>

**ADDITIONAL POSTSEASON STATISTICS:** Two-Point Conversions — (2013, 1) **Total: 1.**

**POSTSEASON CAREER HIGHS:** Rushes — 18, at Philadelphia (1/4/14); **Rushing Yards** — 97, at Philadelphia (1/4/14); **Long Rush** — 18, at Philadelphia (1/4/14); **Rushing TDs** — 1, at Philadelphia (1/4/14); **Receptions** — 3, at Philadelphia (1/4/14); **Receiving Yards** — 17, at Philadelphia (1/4/14); **Long Reception** — 11, at Philadelphia (1/4/14); **Receiving TDs** — 0; **Total Yards From Scrimmage** — 114, at Philadelphia (1/4/14).



## STANLEY JEAN-BAPTISTE

# 23

**CB****HEIGHT: 6-3    WEIGHT: 218****COLLEGE: NEBRASKA****JOINED SAINTS: D2-14****NFL EXPERIENCE: 2****BORN: 4/12/90**

**NFL CAREER** – A physical cornerback, who aggressively battles receivers and tight ends, excels in run support and possesses solid ball skills, Jean-Baptiste spent most of first season becoming integrated to the defensive system, seeing action in four contests and recording one special teams tackle. He is expected to make a strong push for playing time in 2015, particularly in multiple defensive back packages.

**CAREER TRANSACTIONS** – Signed to a four-year contract, 5/15/14; Selected by the Saints in the second round (58th overall) of the 2014 NFL Draft.

**2014** – Spent 12 games on the inactive list and played in four contests, recording one special teams tackle at Detroit, Oct. 19

**COLLEGE** – Emerged as one of the top cornerbacks in the country during his senior campaign at Nebraska...Played in 36 games and recorded 74 tackles (50 solo), one sack, seven interceptions, 22 passes defended and seven special teams stops...Opened career at wide receiver, where he notched a seven-yard reception in 2011, switching to cornerback before conference play opened...Started all 13 games as a senior and was second-team All-Big Ten as he posted 41 tackles (27 solo), one sack, four interceptions, one returned for a touchdown and 12 passes defended...In 2013, played in 14 games with five starts and made 24 tackles (18 solo), two interceptions, one returned for a touchdown, nine passes defended and four special teams stops...After switching to cornerback in 2011 recorded nine tackles (five solo), one pass defended and three special teams stops...Was enrolled at Nebraska in 2010 and did not see any action but was named to the Conference Commissioner's Fall Honor Roll...Redshirted at Fort Scott Community College as a freshman in 2009...Graduated with degree in sociology.

**PERSONAL** – Attended Miami (Fla.) Central HS for first three years and then joined football team at Westlake (Davie, Fla.) Prep as a senior where he played WR and S and had 21 catches for 569 yards and seven TDs through the first five games...Defensively, registered six interceptions and two TDs...Spent a post-graduate year at North Carolina Tech Preparatory Christian Academy where he totaled 36 receptions for 580 yards in 2008...Volunteered time with Husker Heroes and local hospital visits while an undergraduate at Nebraska...Born April. 12, 1990 in Miami, Fla.

**OWNERSHIP****FOOTBALL****ADMINISTRATION****RECORDS****HISTORY**

## STANLEY JEAN-BAPTISTE

Year	Team	GP	GS	Tot	TACKLES			Yds	INTERCEPTIONS					FUMBLES		
					Solo	Asst	Sk		No	Yds	Lg	TD	PD	FF	FR	Yds
2014	New Orleans	4	0	0	0	0	0.0	0.0	0	0	0	0	0	0	0	0
NFL totals		4	0	0	0	0	0.0	0.0	0	0	0	0	0	0	0	0

**ADDITIONAL STATISTICS:** Special Teams Tackles — (2014, 1) Total: 1.

**CAREER HIGHS:** Tackles — 0; Sacks — 0; Interceptions — 0; Int. Ret for TD — 0; Passes Defensed — 0; Forced Fumbles — 0; Fumble Recoveries — 0; Special Teams Tackles — 1, at Detroit (10/19/14).



**JOHN JENKINS**

92

NT

HEIGHT: 6-3    WEIGHT: 359  
COLLEGE: GEORGIA  
JOINED SAINTS: D3B-13  
NFL EXPERIENCE: 3  
BORN: 7/11/89

**NFL CAREER** – With imposing size, tremendous strength and the ability to take on multiple blockers, Jenkins helps man the center of the Saints defense at nose tackle as part of a rotation. A third round draft pick from the University of Georgia in 2013, Jenkins has appeared in 28 games with nine starts and has registered 70 stops (39 solo) and one sack. In 2014, he appeared in 12 games with four starts and tallied 41 tackles (24 solo) and a sack for a loss of six yards.

**CAREER TRANSACTIONS** – Placed on injured reserve, 12/27/14; Signed to a four-year contract, 5/10/13; Selected by the Saints in the third round (82nd overall) of the 2013 NFL Draft.

**2014** – Appeared in 12 games with four starts before being placed on injured reserve prior to season finale. Posted 41 tackles (24 solo) and a sack...Saw extensive action vs. Baltimore, Nov. 24, and registered five tackles (three solo)...Received first start of the season at Pittsburgh, Nov. 30, and totaled five stops (three solo)...Set a career-high with nine tackles (six solo) while recording first-career sack of Bears QB Jay Cutler at Chicago, Dec. 15...Led defensive line with seven tackles (five solo) vs. Atlanta, Dec. 21. **2013** – Appeared in all 16 regular season games with five starts and recorded 29 tackles, including 15 solo stops. Played in both postseason contests and finished with seven tackles (four solo) with one sack...Saw extensive action in his NFL debut vs. Atlanta, Sept. 8, when he made four tackles (one solo) as the Falcons were held to under 100 yards rushing in a 23-17 win...Started his first NFL game the following week in the 16-14 win at Tampa Bay, Sept. 15, when he posted four stops (three solo)...Started vs. Arizona, Sept. 22, and posted a career-high six tackles (three solo)...Started vs. Carolina, Dec. 8 and recorded four tackles (two solo) as the Panthers offense was

held to 239 total net yards...In his postseason debut, recorded four tackles (three solo) in the NFC Wild Card win at Philadelphia, 1/4/14, as the NFL's leading rusher in the regular season, LeSean McCoy, was held to 77 yards rushing and a 3.7 yards per carry average...In the NFC Divisional playoff game at Seattle, 1/11/14, posted three tackles (one solo) and his first career sack.

**COLLEGE** – Started 20-of-27 games at nose guard in two seasons for Georgia, totaling 78 tackles (36 solo), four sacks for a loss of 26 yards, eight stops for loss and 24 quarterback pressures. Also added one interception, one pass deflection, one forced fumble and two fumble recoveries....Started all 13 games he appeared in as a senior and finished with 50 tackles (22 solo), a sack for a loss of nine yards, two stops for -11 yards, a fumble recovery, a pass deflection and 14 quarterback pressures...Anchored the middle of a defense that yielded only 17 rushing touchdowns...Named the team's Defensive Co-MVP and to Phil Steele's All-Southeastern Conference second-team... Received the team's Newcomer of the Year Award after appearing in all 14 games in his first season at Georgia in 2011...Posted 28 stops (14 solo) that included three sacks for losses of 17 yards, six stops for loss, 10 quarterback pressures, an interception, one forced fumble and one fumble recovery...Played two seasons at Mississippi Gulf Coast Community College (2009-10)...Also saw some time on offense as a freshman, carrying six times for 41 yards and a touchdown...As a sophomore, was named a four-star player by multiple outlets and the sixth-best junior college player in the nation by Scout.com as he started all 10 games and recorded 41 tackles and two sacks...As a freshman registered three sacks...Majored in child and family development at Georgia.

**PERSONAL** – Attended Francis T. Maloney (Meriden, Conn.) HS...Played tackle, defensive end and fullback in short yardage situations...Named to the All-Central Connecticut South League squad as a senior...Also competed as a forward on the basketball team where, as a junior, he helped the Spartans capture the South League title after finishing with a 27-1 record, ranked third in the state's final poll... Participated in the Baskets of Hope program making deliveries to patients at Ochsner Medical Center in the Fall of 2013...Born July 11, 1989 in Meriden, Conn.

## JOHN JENKINS

Year	Team	GP	GS	Tot	TACKLES			Yds	INTERCEPTIONS					FUMBLES		
					Solo	Asst	Sk		No	Yds	Lg	TD	PD	FF	FR	Yds
2013	New Orleans	16	5	29	15	14	0.0	0.0	0	0	0	0	0	0	0	0
2014	New Orleans	12	4	41	24	17	1.0	6.0	0	0	0	0	0	0	0	0
<b>NFL totals</b>		<b>28</b>	<b>9</b>	<b>70</b>	<b>39</b>	<b>31</b>	<b>1.0</b>	<b>6.0</b>	<b>0</b>	<b>0</b>	<b>0</b>	<b>0</b>	<b>0</b>	<b>0</b>	<b>0</b>	<b>0</b>

**CAREER HIGHS:** Tackles — 9, at Chicago (12/15/14); Sacks — 1, at Chicago (12/15/14); Interceptions — 0; Int. Ret for TD — 0; Passes Defensed — 0; Forced Fumbles — 0; Fumble Recoveries — 0.

### POSTSEASON

Year	Team	GP	GS	Tot	TACKLES			Yds	INTERCEPTIONS					FUMBLES		
					Solo	Asst	Sk		No	Yds	Lg	TD	PD	FF	FR	Yds
2013	New Orleans	2	0	7	4	3	1.0	0.0	0	0	0	0	0	0	0	0
<b>NFL totals</b>		<b>2</b>	<b>0</b>	<b>7</b>	<b>4</b>	<b>3</b>	<b>1.0</b>	<b>0.0</b>	<b>0</b>	<b>0</b>	<b>0</b>	<b>0</b>	<b>0</b>	<b>0</b>	<b>0</b>	<b>0</b>

**POSTSEASON CAREER HIGHS:** Tackles — 4, at Philadelphia (1/4/14); Sacks — 1, at Seattle (1/11/14); Interceptions — 0; Int. Ret for TD — 0; Passes Defensed — 0; Forced Fumbles — 0; Fumble Recoveries — 0.





## AUSTIN JOHNSON

# 35

**FB**
**HEIGHT: 6-2    WEIGHT: 240**
**COLLEGE: TENNESSEE**
**JOINED SAINTS: FA-13**
**NFL EXPERIENCE: 2**
**BORN: 6/16/89**

**NFL CAREER** – Originally signed by New Orleans in 2013, after spending his first season on the club's practice squad, Johnson handled fullback duties as well as contributing on special teams for the first half of 2014. Carrying eight times for 22 yards and making two receptions for 15 yards and one touchdown, as well as posting four special teams tackles, Johnson will compete for a roster spot as he seeks to contribute both on offense and the team's coverage units.

**CAREER TRANSACTIONS** – Placed on injured reserve, 11/4/14; Signed to reserve/future contract, 1/14/14; Re-signed to practice squad, 10/2/13; Released from practice squad, 9/25/13; Re-signed to practice squad, 9/24/13; Released from practice squad, 9/18/13; Signed to practice squad, 9/1/13; Waived, 8/31/13; Signed by New Orleans to a reserve/future contract, 1/7/13.

**2014** – Played in seven games with one start, handling lead blocking duties and contributing on special teams before being placed on injured reserve at midseason. Carried eight times for 22 yards, caught two passes for 15 yards with one touchdown and posted four special teams tackles. In opener at Atlanta, Sept. 7, blocked for a rushing attack that accounted for 139 yards and two touchdowns on the ground... At Cleveland, Sept. 14, ran for two first downs in his first two career rushes while totaling 10 yards on two carries and blocked for a rushing attack that gained 174 yards on the ground... Rushed once for two yards and made two special teams stops, blocking for Khiry Robinson who gained 69 yards vs. Minnesota, Sept. 21... Earned his first career start vs. Tampa Bay, Oct. 5 and helped block for a rushing attack that gained 140 yards. Gained two yards on one carry and had a special teams stop... Rushed once for five yards and had his first career reception, a 13-yard touchdown grab, while adding one special teams stop, at Detroit, Oct. 19... Helped block for Mark Ingram's career-high 172 yard rushing effort, while rushing twice for one yard and making a two-yard grab vs. Green Bay, Oct. 26... Inactive at Carolina, Oct. 30 before being placed on injured reserve with a knee injury. **2013** – Spent the majority of the season on the practice squad.

**COLLEGE** – Four-year letterman at Tennessee, who appeared in 43 career games and posted 126 tackles (64 solo), one sack, 10 tackles for a loss, one forced fumble, one fumble recovery, five interceptions and one pass defended... Three-time Academic All-SEC selection... Started all 12 games at middle linebacker as a senior in 2011 and led the Volunteers with 81 tackles (41 solo) and four interceptions, tied for the NCAA lead by linebackers and ranked fourth overall in the conference... Posted 44 stops (22 solo), one forced fumble, one fumble recovery and

one interception as a junior...Converted to linebacker as a junior after spending his first two campaigns at fullback.

**PERSONAL** – Two-time all-state selection at Hickory (N.C.) HS, where he finished with 580 career tackles...Made several community appearances at schools and events in the 2015 offseason...Born June 16, 1989.

## AUSTIN JOHNSON

Year	Team	GP	GS	RUSHING					RECEIVING				
				Att	Yds	Avg	Lg	TD	No	Yds	Avg	Lg	TD
2014	New Orleans	7	1	8	22	2.8	8	0	2	15	7.5	13t	1
<b>NFL Totals</b>		<b>7</b>	<b>1</b>	<b>8</b>	<b>22</b>	<b>2.8</b>	<b>8</b>	<b>0</b>	<b>2</b>	<b>15</b>	<b>7.5</b>	<b>13t</b>	<b>1</b>

**ADDITIONAL STATISTICS: Special Teams Tackles** — (2014, 4) **Total: 4.**

**CAREER HIGHS:** **Rushes** — 2 (2x), last vs. Green Bay (10/26/14); **Rushing Yards** — 10, at Cleveland (9/14/14); **Long Rush** — 8, at Cleveland (9/14/14); **Rushing TDs** — 0; **Receptions** — 1 (2x), last vs. Green Bay (10/26/14); **Receiving Yards** — 13, at Detroit (10/19/14); **Long Reception** — 13, at Detroit (10/19/14); **Receiving TDs** — 1, at Detroit (10/19/14); **Total Yards From Scrimmage** — 18, at Detroit (10/19/14).



## CAMERON JORDAN

94

DE

**HEIGHT: 6-4** **WEIGHT: 287**  
**COLLEGE: CALIFORNIA**  
**JOINED SAINTS: D1A-11**  
**NFL EXPERIENCE: 5**  
**BORN: 7/10/89**

**NFL CAREER** – Cameron Jordan anchored the defensive line during his fourth season with the Saints recording 65 tackles (38 solo), 7.5 sacks, one interception, five passes defended and one fumble recovery. An explosive and physical defensive end, the former University of California standout possesses the combination of size, speed and strength to play defensive end in either a 3-4 or 4-3 alignment. Jordan has appeared in 64 games with 63 starts, posting career totals of 266 stops (149 solo), 29 quarterback takedowns, 18 passes defended, five forced fumbles and six fumble recoveries.

**CAREER TRANSACTIONS** – Re-signed by Saints to a five-year contract extension, 6/2/15; Signed by Saints, 8/2/11; Selected by New Orleans in the first round (24th overall) of the 2011 NFL Draft.

**HONORS** – **2013:** Pro Bowl.

**2014** – Started 16 games...Tallied 65 tackles (38 solo), 7.5 sacks for a loss of 49 yards, one interception, five passes defended and a fumble recovery...Made 50th



## 2014 GAME BY GAME

## DEFENSE

Date	Opp.	GP	ST	SOLO	AST	TOT	SACK/YDS	INT/YDS	PD	FF	FR
9/7	@ATL	X	X	1	0	1	0 0	0 0	1	0	0
9/14	@CLE	X	X	1	2	3	0 0	0 0	0	0	0
9/21	MIN	X	X	2	1	3	1 7	0 0	0	0	0
9/28	@DAL	X	X	1	2	3	0 0	0 0	0	0	0
10/5	TB	X	X	3	3	6	0 0	0 0	0	0	0
10/19	@DET	X	X	3	1	4	0 0	0 0	0	0	0
10/26	GB	X	X	3	1	4	2 15	0 0	0	0	0
10/30	@CAR	X	X	4	1	5	1 9	0 0	0	0	0
11/9	SF	X	X	3	2	5	1 9	0 0	0	0	1
11/16	CIN	X	X	3	1	4	0 0	0 0	0	0	0
11/24	BAL	X	X	4	1	5	0 0	0 0	0	0	0
11/30	@PIT	X	X	2	5	7	1 0	1 6	4	0	0
12/7	CAR	X	X	2	3	5	0 0	0 0	0	0	0
12/15	@CHI	X	X	1	1	2	0 0	0 0	0	0	0
12/21	ATL	X	X	1	1	2	0 0	0 0	0	0	0
12/28	@TB	X	X	4	2	6	1.5 9	0 0	0	0	0
2014 Season		16	16	38	27	65	7.5 49	1 6	5	0	1

career start and earned his first sack of season for a loss of seven yards in the fourth quarter while posting three tackles (two solo) vs. Minnesota, Sept. 21... Recorded four stops (three solo) and two sacks vs. Green Bay, Oct. 26... Totaled five tackles (four solo) and a sack for a loss of nine yards at Carolina, Oct. 30. Now he has six sacks against Carolina, more than against any other opponent... Led the defensive line with five stops (three solo), a fumble recovery and a sack of 49ers QB Colin Kaepernick for a loss of nine yards, his third consecutive game with at least one takedown, four total in the span, vs. San Francisco, Nov. 9... Led the defensive line with seven tackles (two solo) while contributing his first-career interception off a pass he tipped to himself and the team's only sack while adding a career-high four passes defended at Pittsburgh, Nov. 30. Posted first pick by a Saints DL since Will Smith at Dallas on Nov. 25, 2010... Started 60th career game and led the defensive line with five tackles (two solo) vs. Carolina, Dec. 7... Tallied six tackles (four solo) and 1.5 sacks for a season-ending total of 7.5 at Tampa Bay, Dec. 28. **2013** – Started all 16 regular season games and both postseason contests. In regular season, recorded 66 tackles (32 solo), a career-high 12.5 sacks for a loss of 101.5 yards, four passes defended, two forced fumbles and two fumble recoveries. Tallied three multi-sack games. Quarterback takedown total ranked fifth in NFL and defensive fumble recovery total tied for sixth. Selected to first career Pro Bowl. In two postseason contests, recorded 11 tackles (seven solo) and 2.5 sacks... Finished with six tackles (three solo) and one sack of that caused a fumble at Tampa Bay, Sept. 15... Recorded seven tackles (three solo) and two sacks vs. Arizona, Sept. 22... Posted at least one sack in his third consecutive contest vs. Miami, Sept. 30... Recorded four tackles and one fumble recovery at Chicago, Oct. 6... Notched a sack for the second consecutive contest, along with four stops (one solo), one forced fumble and one fumble recovery vs. Buffalo, Oct. 27... Sacked Kaepernick vs. San Francisco, Nov. 17... Had a season-high 2.5 sacks at Atlanta, Nov. 21... Recorded five tackles (three solo) and two sacks vs. Carolina, Dec. 8... Tied for team lead with six tackles (two solo) while adding one takedown of Newton to increase his career-high total to 12.5 at Carolina, Dec.

22...Recorded four tackles and a postseason career-high 1.5 sacks in NFC Wild Card Playoff at Philadelphia, 1/4/14...Sacked QB Russell Wilson as part of a seven tackle (four solo) day in the NFC Divisional Playoff at Seattle, 1/11/14.

**2012** – Started all 16 games and finished the season with 76 tackles (52 solo) to lead the defensive line in stops, a club-best eight sacks, three passes defended, three forced fumbles and two fumble recoveries. Also led team in forced fumbles and tied for the team lead in fumble recoveries, tied for the 15th-highest total in the NFL. Opened 15 contests at left end and started at tackle at Denver, Oct. 28...Notched five sacks in a four-game stretch between Oct. 7-Nov. 5, where the Saints posted a 3-1 mark...Posted a career-high 13 tackles (nine solo) in season opener vs. Washington, Sept. 9...Notched a sack of Newton, adding four tackles at Carolina, Sept. 16...Had a sack for a seven-yard loss vs. San Diego, Oct. 7...Stopped Freeman for a four-yard loss and also recorded his first-career forced fumble on a fourth-and-one play at the goal line to stop a potential score at Tampa Bay, Oct. 21...Recorded first multi-sack game of his career, tallying three take-downs of QB Michael Vick, six tackles and one forced fumble vs. Philadelphia, Nov. 5...Sacked QB Matt Ryan for a six-yard loss to go with seven tackles at Atlanta, Nov. 29...Sacked Freeman for a seven-yard loss, forcing the fumble and recovering it to directly lead to a New Orleans touchdown in a 41-0 shutout of Tampa Bay, Dec. 16. Also added four tackles (three solo). **2011** – Appeared in all 16 games with 15 starts as a rookie, 13 at left end and two at right end...Recorded 59 tackles (27 solo) with a sack, six passes defended and a fumble recovery...Appeared in both postseason contests, starting one and recorded nine tackles (eight solo) and one pass defense...Made his NFL debut in the league season opener at Green Bay, Sept. 8, starting at right end and finished with four tackles (three solo)...After opening the first two games at right end, moved to left end where he played for remainder of season, vs. Houston, Sept. 25, and posted five tackles (two solo)...Finished with eight tackles (two solo) at Tampa Bay, Oct. 16...Recorded five tackles and the first fumble recovery and pass defended of his career, vs. Indianapolis, Oct. 23. Picked up first quarter fumble by RB Delone Carter that was recovered at the New Orleans 48-yard line and eventually led to a Saints touchdown and 21-0 lead...Tied season-best and then-career-high with eight stops (one solo) at Atlanta, Nov. 13...Recorded first sack of his NFL career to go with three solo tackles in regular season finale vs. Carolina, 1/1/12...In a return to the Bay area where he played in college, started at left end and led the Saints with eight tackles (seven solo) and one pass defended in NFC Divisional Playoff at San Francisco, 1/14/12.

**COLLEGE** – Played both left and right end in a 3-4 alignment and appeared in 50 games with 33 starts...Finished college career with 175 tackles (88 solo), 16.5 sacks, 34 tackles for loss, four forced fumbles, four fumble recoveries, an interception and five pass deflections over four seasons in Berkeley...All-American second-team choice by the *NFL Draft Report* and an All-Pac-10 Conference first-team selection by league's coaches as a senior, where as the defensive team captain, he started all 12 games at left end in 3-4 and recorded 62 tackles (33 solo), 5.5 sacks, 12.5 stops behind the line of scrimmage, three forced fumbles, one recovered for a touchdown and four passes defended...Earned All-Pac-10 Confer-





## JORDAN SACK NOTES

Below is a breakdown of Jordan's 29 career quarterback takedowns.

## BY CONFERENCE AND DIVISION

	Sks	Yds/Lst		Sks	Yds/Lst
NFC	24	175.5	AFC	5	34
NFC South	14	107.5	AFC South	0	0
NFC West	4	25	AFC East	3	27
NFC North	3	22	AFC North	1	0
NFC East	3	21	AFC West	1	7

## BY TEAM

	Sks	Yds/Lst		Sks	Yds/Lst
Carolina	6	59	Minnesota	1	7
Tampa Bay	4.5	32	Miami	1	9
Atlanta	3.5	16.5	Pittsburgh	1	0
Philadelphia	3	21	New England	1	5
Green Bay	2	15	San Diego	1	7
Arizona	2	14	Buffalo	1	13
San Francisco	2	11			

## BY QUARTERBACK

	Sks	Yds/Lst		Sks	Yds/Lst
Cam Newton	6	59	Josh McCown	1.5	9
Matt Ryan	3.5	16.5	Ben Roethlisberger	1	0
Michael Vick	3	21	Thad Lewis	1	13
Josh Freeman	3	23	Ryan Tannehill	1	9
Aaron Rodgers	2	15	Tom Brady	1	5
Carson Palmer	2	14	Philip Rivers	1	7
Colin Kaepernick	2	11	Teddy Bridgewater	1	7

ence honorable mention and was recipient of team's Bob Tessier Award as the most improved defensive lineman as a junior when he served as starting right end and recorded 48 tackles (26 solo), ranking second on team with six sacks and 9.5 tackles for losses, also recovering one fumble and defending one pass...As a sophomore, started eight games and played in every contest at right end, posting 47 tackles (26 solo), four sacks, placing second among defenders with 11 stops behind the line of scrimmage...Posted one interception returned three yards, as he forced one fumble and recovered another...Played in all 13 games as a freshman and had 18 tackles (seven solo) with a sack and a fumble recovery returned 13 yards for a touchdown...Legal studies major.

**PERSONAL** – Father Steve, played college football at Brown, then for 13 seasons with the Minnesota Vikings, where he was a six-time Pro Bowl selection, recording career totals of 498 receptions for 6,307 yards and 28 touchdowns... Attended Chandler (Ariz.) HS...Earned All-State honors senior year after registering 85 tackles and 17.5 sacks...Named the Fiesta Region Defensive Player of the Year after breaking Chandler's career quarterback takedown record in only one season...Also was the state discus champion as a senior...Active in the club's United Way outreach programs...A regular visitor to the pediatric ward of

Ochsner Medical Center and to New Orleans area schools as part of the Rotolo's literacy and Chevron Energy Efficiency Programs and an annual participant in the players turkey giveaway...Participated in Rebuilding Together's "Kickoff to Rebuild" event prior to Super Bowl XLVII in Algiers, where he assisted in painting the front of rehabilitated houses and served as a celebrity judge for a bar-beque competition...In 2013, he and several teammates hosted a toy and bike giveaway with the club and the Marines...Spokesman for the Saints Kids Club... Born July 10, 1989.

## CAMERON JORDAN

Year	Team	GP	GS	Tot	TACKLES				INTERCEPTIONS					FUMBLES		
					Solo	Asst	Sk	Yds	No	Yds	Lg	TD	PD	FF	FR	Yds
2011	New Orleans	16	15	59	27	32	1.0	5.0	0	0	0	6	0	1	0	
2012	New Orleans	16	16	76	52	24	8.0	54.0	0	0	0	3	3	2	0	
2013	New Orleans	16	16	66	32	34	12.5	101.5	0	0	0	4	2	2	11	
2014	New Orleans	16	16	65	38	27	7.5	49.0	1	6	6	5	0	1	0	
<b>NFL Totals</b>		<b>64</b>	<b>63</b>	<b>266</b>	<b>149</b>	<b>117</b>	<b>29.0</b>	<b>209.5</b>	<b>1</b>	<b>6</b>	<b>6</b>	<b>0</b>	<b>18</b>	<b>5</b>	<b>6</b>	<b>11</b>

**CAREER HIGHS:** Tackles — 13, vs. Washington (9/9/12); Sacks — 3, vs. Philadelphia (11/5/12); Interceptions — 1, at Pittsburgh (11/30/14); Passes Defensed — 4, at Pittsburgh (11/30/14); Forced Fumbles — 1 (5x), last vs. Buffalo (10/27/13); Fumble Recoveries — 1 (6x), last vs. San Francisco (11/9/14).

### POSTSEASON

Year	Team	GP	GS	Tot	TACKLES				INTERCEPTIONS					FUMBLES		
					Solo	Asst	Sk	Yds	No	Yds	Lg	TD	PD	FF	FR	Yds
2011	New Orleans	2	1	9	8	1	0.0	0.0	0	0	0	1	0	0	0	
2013	New Orleans	2	2	11	7	4	2.5	15.0	0	0	0	0	0	0	0	
<b>NFL Totals</b>		<b>4</b>	<b>3</b>	<b>20</b>	<b>15</b>	<b>5</b>	<b>2.5</b>	<b>15.0</b>	<b>0</b>	<b>0</b>	<b>0</b>	<b>1</b>	<b>0</b>	<b>0</b>	<b>0</b>	

**POSTSEASON CAREER HIGHS:** Tackles — 8, at San Francisco (1/14/12); Sacks — 1.5, at Philadelphia (1/4/14); Interceptions — 0; Passes Defensed — 1, at San Francisco (1/14/12); Forced Fumbles — 0; Fumble Recoveries — 0.



## SENIOR KELEMETE

# 65

G

HEIGHT: 6-3 WEIGHT: 300  
COLLEGE: WASHINGTON  
JOINED SAINTS: FA-13  
NFL EXPERIENCE: 3  
BORN: 5/10/90

**NFL CAREER** — Originally a fifth round selection of the Arizona Cardinals (151st overall) in the 2012 NFL Draft, this two-time team captain for the University of Washington saw his most extensive action as a professional to date, appearing in 10 games in his first season on New Orleans' active roster. Possessing the versatility to play either guard or tackle, Kelemete will again compete for a roster spot throughout the offseason and preseason in 2015.

**CAREER TRANSACTIONS** — Signed by New Orleans to a reserve/future contract, 1/11/14; Re-signed to Saints practice squad, 9/26/13; Released from

## 65 SenioKELEMETE G (cont.)

Saints practice squad, 9/24/13; Signed by Saints to practice squad, 9/2/13; Waived by Arizona, 8/30/13; Signed by Arizona to a four-year contract, 5/15/12; Selected by Arizona Cardinals in the fifth round (151st overall) of the 2012 NFL Draft.


**2014** – Played in 10 games for New Orleans, predominantly seeing action on special teams. **2013** – Spent most of the regular season and the entire postseason on the Saints practice squad. **2012** – Played in finale for Arizona after being inactive in each of first 15 games...Made NFL debut at San Francisco, Dec. 30, playing at RG after Pat McQuistan suffered an ankle injury. Caught a deflected pass and gained 10 yards in second quarter.

**COLLEGE** – Two-time team captain and All-Pac-12 performer, started 41-of-46 games played for Huskies...Began career as a defensive tackle before switching over to the offensive line prior to his sophomore season...Finished career by starting 26 straight games at left tackle after starting 11-of-12 contests at guard as a sophomore...Credited with 258 knockdowns and 35 TDs resulting blocks...Served as a team captain for second straight year and earned second-team All-Pac 12 after starting all 13 games at left tackle as senior in 2011...Named John P. Angel Offensive Lineman of the Year...Recognized with Fred Jacoby Sportsmanship Award at the Alamo Bowl...Named a team captain after making the switch from guard to tackle prior to season and started all 13 games at left tackle as junior in 2010...One of two offensive linemen to start every game and only one to start every game at same position...Earned offensive weightlifting award...After switching from defensive line to guard during the spring, started 11-of-12 games played at right guard and earned honorable mention All-Pac-10 honors as a sophomore in 2009...John P. Angel Lineman of the Year...As a freshman in 2008, played in eight of the Huskies 12 games as a left defensive tackle, earning the starting nod in four...One of 12 true freshmen to play in 2008 and one of nine to start at least one game...General studies major.

**PERSONAL** – Name pronounced “SENN-ee-oh” “KEL-uh-MET-tay”...Attended Evergreen (Seattle, Wash.) HS, where he was named the Seamount League’s Lineman of the Year on both the offensive and defensive lines as a senior...Earned All-American honors from Super Prep and earned first-team All-State honors from the *Associated Press* and *Seattle Times*...As a junior, was named first-team All-League on both the offensive and defensive lines...Led team to state playoffs for first time since 2001 as a senior...Also lettered in wrestling and was a discus thrower for the Wolverines, winning the Seamount League discus title in 2007...Participated in the state wrestling tournament as a junior.

### SENIO KELEMETE

Games Played/Started: Arizona — (2012, 1/0) New Orleans — (2014, 10/0) NFL Totals: 11/0; Saints Totals: 10/0



## TIM LELITO

68

C/G

HEIGHT: 6-4    WEIGHT: 315  
COLLEGE: GRAND VALLEY STATE  
JOINED SAINTS: FA-13  
NFL EXPERIENCE: 3  
BORN: 7/21/89

**NFL CAREER** – Originally signed by New Orleans as a free agent following the 2013 NFL Draft out of Grand Valley State, this lineman proved the jump was not too big from Division II to the NFL as he earned a roster spot out of training camp and appeared in all 16 games with two starts at right guard. In 2014, he opened two contests at center. Possessing the versatility to play either guard or center, Lelito will continue to build strength and improve technique to challenge for more extensive playing time at the interior positions. In 2015, he will compete for the starting left guard slot.

**CAREER TRANSACTIONS** – Agreed to terms with Saints as an undrafted free agent, 4/28/13.

**2014** – Appeared in all 16 games for the second consecutive season with two starts at center. Opened first career contest at center in place of an injured Jonathan Goodwin, vs. Green Bay, Oct. 26 and blocked for an offense that recorded 193 rushing yards and 302 net yards passing (495 total net yards)...Four days later opened Thursday night contest at Carolina, Oct. 30, where Mark Ingram had his second consecutive game with 100 yards rushing. **2013** – Appeared in all 16 regular season games with two starts at right guard and saw action on special teams in both postseason contests...Received first career start at right guard in place of an injured Jahri Evans vs. Arizona, Sept. 22, blocking for an offense that gained 423 total net yards, including 104 on the ground...Saw action at right guard after Evans left with an injury vs. San Francisco, Nov. 17, as part of a fourth quarter come-from-behind 23-20 win over 49ers...Received second career start at Atlanta, Nov. 21, following participation in only one short practice that week in place of Evans for a unit that gained 103 yards on the ground and surrendered only one sack. Received a team game ball for his inspirational performance, five days after the death of his grandmother, Ardis Lelito, who with his grandfather adopted him at four years old and raised him and younger brother, Jeffrey.

**COLLEGE** – Started 45 consecutive games for Grand Valley State and was a two-time first-team All-Great Lakes Intercollegiate Athletic Conference selection...As a senior, helped the Lakers rank second in conference in total offense (474.4) and scoring offense (41.9) while he was named GLIAC Offensive Line-man of the Year...As a junior, part of an offensive line that led the GLIAC and ranked sixth nationally in fewest sacks allowed (10)...Graduated with a bachelor's degree in physical education.

OWNERSHIP

FOOTBALL

ADMINISTRATION

RECORDS

HISTORY




**PERSONAL** – Prepped at St. Clair (Mich.) HS, where he was *Detroit Free Press* All-State and *AP* All-State honorable mention as a junior and senior... Two-time Macomb Area Conference and All-Metro East selection... Earned four letters and all-state honors in track and field and one letter in basketball... Served as a coach in the Louisiana Legislature's 2015 "Truce for the Troops" charity flag football game, which raised over \$20,000 for the families of four national guardsmen who lost their lives in a March plane crash on the Florida Gulf Coast... Participated in a Saints/Progressive Waste Solutions Junior Training Camp at Airline Park Academy in the 2014 offseason and during the season visited with students at Morris Jeff Community School as part of the club's Rotolo's Literacy Program... In the 2015 offseason, discussed the importance of time management, leadership development and character building to students at Warren Easton High School in an event sponsored by the Saints and the Louisiana National Guard... Born Tim Scott Lelito on July 21, 1989 in Rochester, Mich.

## TIM LELITO

Games Played/Started: New Orleans — (2013, 16/2); (2014, 16/2) Totals: 32/4

### POSTSEASON

Games Played/Started: New Orleans — (2013, 2/0) Totals: 2/0



## KEENAN LEWIS

# 21

CB

HEIGHT: 6-1    WEIGHT: 208  
COLLEGE: OREGON STATE  
JOINED SAINTS: UFA-13 (PIT)  
NFL EXPERIENCE: 7  
BORN: 5/17/86

**NFL CAREER** – Signed by the Saints as an unrestricted free agent from the Pittsburgh Steelers at the start of 2013 free agency, the hometown return for this New Orleans native has proven successful. The only member of the Saints secondary to start every contest for the second consecutive season in 2014, Lewis posted 37 tackles (29 solo), two interceptions and 13 passes defended. Over the course of his six-year NFL career, Lewis has appeared in 77 games with 49 starts, registering 188 tackles (156 solo), seven interceptions, 56 passes defended and one forced fumble.

**CAREER TRANSACTIONS** – Signed by Saints to a five-year contract (UFA-PIT), 3/14/13; Re-signed by Pittsburgh to a one-year contract (RFA), 4/16/12; Received restricted free agent tender from Pittsburgh, 3/12/12; Placed by Pittsburgh on injured reserve (back), 12/29/09; Signed by Pittsburgh to a three-

year contract, 6/12/09; Selected by Pittsburgh Steelers in the third round (96th overall) of the 2009 NFL Draft.

**HONORS** – **2012:** *USA Today* All-Joe.

**2014** – Only member of the Saints secondary to start all 16 games for the second consecutive season...Recorded 37 tackles (29 solo), tied for team lead with two interceptions and added a club-best 13 passes defended...Had four solo tackles at Cleveland, Sept. 14, as the secondary surrendered only 202 net passing yards...Had one tackle, one interception and two passes defended at Detroit, Oct. 19...Despite not recording a pick, finished with possibly his most dominating contest of season at Carolina, Oct. 30, when he posted four tackles and three passes defended, as the Saints surrendered only 122 net yards passing...Had two tackles (one solo), a fourth quarter interception and one pass defended as New Orleans surrendered a season-low 97 net passing yards in season finale at Tampa Bay, Dec. 28. **2013** – Started all 16 regular season games and both postseason contests for the NFL's fourth-ranked defense in both opponent net yards and scoring and also second against the pass. In regular season finished with 40 tackles (33 solo), a career-high and team-leading four interception returns for 34 yards and nine passes defended. Pick total tied for eighth in the NFC and 11th in the NFL. In the postseason, made seven tackles (six solo) and two passes defended... In season opener vs. Atlanta, Sept. 8, produced three tackles (two solo)...Added three tackles (one solo) at Tampa Bay, Sept. 15 in an effort where Buccaneers managed only 113 net yards passing...Totaled two solo tackles, one pass defended and his first interception as a Saint returned for a career-long 20 yards vs. Arizona, Sept. 22...Produced three tackles (two solo) and a pass defended vs. Chicago, Oct. 6...Totaled a season-high six tackles, one interception and one pass defended at New England, Oct. 13...Produced three solo tackles and an interception vs. Buffalo, Oct. 27...Totaled four tackles (three solo) as the defense yielded 140 passing yards at N.Y. Jets, Nov. 3...Totaled one solo tackle as defense gave up a season-low 104 net passing yards vs. Dallas, Nov. 10...Produced one solo tackle and one pass defended as the defense held the 49ers to 115 net passing yards vs. San Francisco, Nov. 17...Totaled one solo tackle at Atlanta, Nov. 21...Posted two solo tackles at Seattle, Dec. 2...Posted three solo tackles and one pass defended as Panthers mustered only 160 net passing yards vs. Carolina, Dec. 8...Recorded one solo tackle and a season-high two passes defended at St. Louis, Dec. 15...Added two solo tackles as Panthers were held to 141 net passing yards and 13 completions at Carolina, Dec. 22...Totaled three tackles, one interception and one pass defended in regular season finale vs. Tampa Bay, Dec. 29...In his first NFL postseason career start in NFC Wild Card Playoff at Philadelphia, 1/4/14, totaled a postseason career-high six solo tackles and one pass defended...Recorded one assisted tackle and one pass defended in NFC Divisional Playoff at Seattle, 1/11/14. **2012** – Lewis started all 16 games at LCB for Steelers, who ranked first in NFL in opponent net yards per game and pass defense, and he led the league with 28 passes defended. Finished fourth on team with 78 tackles (63 solo) while also adding a forced fumble and two special teams stops...Part of a stellar defensive effort in 27-10 win vs. N.Y. Jets, Sept. 16, where Steelers surren-

OWNERSHIP

FOOTBALL

ADMINISTRATION

RECORDS

HISTORY



## 2014 GAME BY GAME

DEFENSE											
Date	Opp.	GP	ST	SOLO	AST	TOT	SACK/YDS	INT/YDS	PD	FF	FR
9/7	@ATL	X	X	5	0	5	0 0	0 0	1	0	0
9/14	@CLE	X	X	4	0	4	0 0	0 0	0	0	0
9/21	MIN	X	X	2	0	2	0 0	0 0	1	0	0
9/28	@DAL	X	X	0	1	1	0 0	0 0	1	0	0
10/5	TB	X	X	3	2	5	0 0	0 0	1	0	0
10/19	@DET	X	X	1	0	1	0 0	1 0	2	0	0
10/26	GB	X	X	3	0	3	0 0	0 0	0	0	0
10/30	@CAR	X	X	2	2	4	0 0	0 0	3	0	0
11/9	SF	X	X	0	0	0	0 0	0 0	2	0	0
11/16	CIN	X	X	1	0	1	0 0	0 0	0	0	0
11/24	BAL	X	X	2	0	2	0 0	0 0	0	0	0
11/30	@PIT	X	X	0	0	0	0 0	0 0	0	0	0
12/7	CAR	X	X	2	0	2	0 0	0 0	0	0	0
12/15	@CHI	X	X	2	1	3	0 0	0 0	1	0	0
12/21	ATL	X	X	1	2	3	0 0	0 0	0	0	0
12/28	@TB	X	X	1	1	2	0 0	1 2	1	0	0
2014 Season		16	16	29	8	37	0 0	2 2	13	0	0

dered only 219 total net yards, 129 through the air, as he added two solo tackles... Forced first career fumble when he tackled and stripped WR DeSean Jackson in 16-14 win vs. Philadelphia, Oct. 7, also contributing four stops (three solo) and one pass defended... Set a career-high with four passes defended at Tennessee, Oct. 11... As part of stellar defensive effort in a 24-17 win at Cincinnati, Oct. 21, when Steelers surrendered only 185 yards, including a season-low 105 through the air, Lewis finished with four solo tackles and two passes defended... Recorded two solo stops and three passes defended in standout defensive performance in 27-12 win vs. Washington, Oct. 28, when Steelers surrendered only 169 passing yards... Had two tackles (one solo) and three passes defended as part of a dominant defense that allowed only 114 yards through the air in 24-20 win at N.Y. Giants, Nov. 4... Tied for team lead with 10 tackles (8 solo), helping a defense that limited Ravens to 200 total net yards vs. Baltimore, Nov. 18... Registered 10 stops again and a pass defended, leading a secondary that limited the Browns to only 130 net passing yards at Cleveland, Nov. 25... Part of a secondary that held QB Joe Flacco to a passer rating of 61.9 and only 188 passing yards at Baltimore, Dec. 2... Led the Steelers with three passes defended and also recorded seven tackles at Dallas, Dec. 16... Recorded six tackles and two passes defended vs. Cincinnati, Dec. 23. **2011** – Played in all 16 games for first time, making first career start at Indianapolis, Sept. 25. Also saw action in the postseason contest. Finished with 31 tackles, an interception, five passes defended and four special teams stops... Starting at Indianapolis as a nickel corner, had five tackles as part of a defensive effort that held the Colts to 153 yards passing... Made eight tackles (five solo) vs. Houston, Oct. 2... Posted three tackles and a pass defended vs. Tennessee, Oct. 9... Recorded four tackles as part of a defense that held Jaguars to 109 passing yards vs. Jacksonville, Oct. 16... Registered three stops as part of a defensive effort that held the Patriots to 198 yards passing vs. New England, Oct. 30... Recorded first career interception, picking off QB Tyler Palko at the Pittsburgh 14-yard line with 28 seconds left to seal Monday night win at Kansas City,

Nov. 27...Registered a special teams tackle in NFC Wild Card Playoff at Denver, 1/8/12. **2010** – Saw action on special teams and at CB in nine regular season games. Finished with eight stops and a forced fumble on special teams. Saw action at CB and on special teams for all three postseason contests, recording one special teams stop...Had two special teams tackles at Miami, Oct. 24...Made one special teams tackle vs. Oakland, Nov. 21...Saw action in both the secondary and on special teams and posted two tackles and forced a fumble on coverage units at Buffalo, Nov. 28...Finished with the first two defensive tackles and his first career pass defense at Cleveland, 1/2/11, in addition to three special teams stops as part of a defense that forced three turnovers...Had one special teams tackle in AFC Divisional Playoff game vs. Baltimore, 1/15/11. **2009** – Played in four games on special teams and made one tackle...Made NFL debut vs. Tennessee, Sept. 10...Recorded one special teams tackle at Kansas City, Nov. 22...Placed on Injured Reserve list with a back injury, Dec. 29

**COLLEGE** – Played in 50 games with 48 starts at Oregon State and totaled 117 tackles (81 solo), one sack for a three-yard loss and five stops for losses of 20 yards...Forced one fumble and deflected 30 passes...Gained 72 yards on seven interceptions (10.3 avg.) including one touchdown...Was a four-time Academic All-Pac 10 honoree...As a senior in 2008, was an All-Pac-10 first-team choice as he started all 13 games at LCB, leading team with four interception returns for 29 yards, including a touchdown...Also recorded 35 tackles (27 solo) with a stop for a three-yard loss and deflected nine passes as part of a unit ranked second in Pac-10 in total defense (312.2 ypg) and third in pass defense (180.9 ypg)...As a junior in 2007, started 11 games at LCB and led team with three interception returns for 43 yards...Also added 15 tackles (12 solo) and deflected two passes...As sophomore in 2006, started 13 games at LCB and collected 22 tackles (17 solo) that included a sack for a three-yard loss and two stops for a loss...Finished second on team with eight passes defended...As a freshman in 2005, was All-American third-team selection by *College Football News*, taking over LCB with 11 starts and recorded 45 tackles (25 solo), two stops for a loss, a forced fumble, and a career-high and team-best 11 passes defended...Redshirted in 2004...Received a bachelor's degree in exercise and sport science.

**PERSONAL** – Attended O. Perry Walker (New Orleans) HS...Both a high school and Steelers teammate of Vikings WR Mike Wallace...Rated as one of the top 100 cornerback prospects in the country by Rivals.com...First-team All-Metro and All-League choice as a senior...Made 75 tackles with four sacks and seven interceptions and returned five punts for 180 yards and five kickoffs for 150 yards...Posted 71 tackles with two interceptions as a junior and recorded 54 tackles as a sophomore...Graduated with academic honors, attaining a 3.27 GPA...Kicked off his newly-created Keenan Lewis foundation in 2014 by hosting a free youth football camp and a school supplies giveaway that benefitted children of low-income families in the greater New Orleans area...Prior to Christmas, donated dinners to local Westbank families in need...In March, 2015, Lewis teamed up with Winn-Dixie to hold a field trip for local elementary students at the Louisiana, where he read the Dr. Seuss classic "Green Eggs and Ham" to them.

OWNERSHIP

FOOTBALL

ADMINISTRATION

RECORDS

HISTORY



## KEENAN LEWIS

Year	Team	GP	GS	Tot	TACKLES			Yds	INTERCEPTIONS					FUMBLES		
					Solo	Asst	Sk		No	Yds	Lg	TD	PD	FF	FR	Yds
2009	Pittsburgh	4	0	0	0	0	0.0	0.0	0	0	0	0	0	0	0	0
2010	Pittsburgh	9	0	2	2	0	0.0	0.0	0	0	0	0	1	0	0	0
2011	Pittsburgh	16	1	31	29	2	0.0	0.0	1	9	9	0	5	0	0	0
2012	Pittsburgh	16	16	78	63	15	0.0	0.0	0	0	0	0	28	1	0	0
2013	New Orleans	16	16	40	33	7	0.0	0.0	4	34	20	0	9	0	0	0
2014	New Orleans	16	16	37	29	8	0.0	0.0	2	2	2	0	13	0	0	0
<b>NFL totals</b>		<b>77</b>	<b>49</b>	<b>188</b>	<b>156</b>	<b>32</b>	<b>0.0</b>	<b>0.0</b>	<b>7</b>	<b>45</b>	<b>20</b>	<b>0</b>	<b>56</b>	<b>1</b>	<b>0</b>	<b>0</b>
<b>Saints totals</b>		<b>32</b>	<b>32</b>	<b>77</b>	<b>62</b>	<b>15</b>	<b>0.0</b>	<b>0.0</b>	<b>6</b>	<b>36</b>	<b>20</b>	<b>0</b>	<b>22</b>	<b>0</b>	<b>0</b>	<b>0</b>

**ADDITIONAL STATISTICS:** Special Teams Tackles — (2009, 1); (2010, 8); (2011, 4); (2012, 2) **Total: 15;** Special Teams Forced Fumbles — (2010, 1)

**CAREER HIGHS:** Tackles — 10 (2x), last at Cleveland (11/25/12); Solo Tackles — 9, vs. Cleveland (11/25/12); Interceptions — 1 (7x), last at Tampa Bay (12/28/14); Longest Interception — 20, vs. Arizona (9/22/13); Passes Defensed — 4, at Tennessee (10/11/12); Forced Fumbles — 1, vs. Philadelphia (10/7/12); Fumble Recoveries — 0; Special Teams Tackles — 3, at Cleveland (1/3/11); Special Teams Forced Fumbles — 1, at Buffalo (11/28/10); Special Teams Fumble Recoveries — 0.

### POSTSEASON

Year	Team	GP	GS	Tot	TACKLES			Yds	INTERCEPTIONS					FUMBLES		
					Solo	Asst	Sk		No	Yds	Lg	TD	PD	FF	FR	Yds
2010	Pittsburgh	3	0	0	0	0	0.0	0.0	0	0	0	0	0	0	0	0
2011	Pittsburgh	1	0	0	0	0	0.0	0.0	0	0	0	0	0	0	0	0
2013	New Orleans	2	2	7	6	1	0.0	0.0	0	0	0	0	2	0	0	0
<b>NFL totals</b>		<b>6</b>	<b>2</b>	<b>7</b>	<b>6</b>	<b>1</b>	<b>0.0</b>	<b>0.0</b>	<b>0</b>	<b>0</b>	<b>0</b>	<b>0</b>	<b>2</b>	<b>0</b>	<b>0</b>	<b>0</b>
<b>Saints totals</b>		<b>2</b>	<b>2</b>	<b>7</b>	<b>6</b>	<b>1</b>	<b>0.0</b>	<b>0.0</b>	<b>0</b>	<b>0</b>	<b>0</b>	<b>0</b>	<b>2</b>	<b>0</b>	<b>0</b>	<b>0</b>

**ADDITIONAL POSTSEASON STATISTICS:** Special Teams Tackles — (2010, 1); (2011, 1) **Total: 2.**

**POSTSEASON CAREER HIGHS:** Tackles — 6, at Philadelphia (1/4/14); Sacks — 0; Interceptions — 0; Int. Ret for TD — 0; Passes Defensed — 1 (2x), last at Seattle (1/11/14); Forced Fumbles — 0; Fumble Recoveries — 0; Special Teams Tackles — 1 (2x), last at Denver (1/8/12).



ERIK  
LORIG

41

FB

HEIGHT: 6-4 WEIGHT: 250  
COLLEGE: STANFORD  
JOINED SAINTS: UFA-14 (TB)  
NFL EXPERIENCE: 6  
BORN: 11/17/86

**NFL CAREER** – In his first season in New Orleans, Erik Lorig recovered from an ankle injury suffered in training camp to handle lead blocking duties for the final 10 games of the season with six starts. Acquired as an unrestricted free agent from Tampa Bay in the offseason, he carried three times for four yards in his first career action as a rusher and posted nine receptions for 24 yards with one touchdown. The 6-4, 250-pound bruiser has appeared in 66 career games with 31 starts and has posted 39 career receptions for 217 yards with one touchdown and has contributed 17 special teams tackles.

**CAREER TRANSACTIONS** – Agreed to terms with the New Orleans Saints on a four-year contract (UFA-TB), 3/18/14; Signed by Buccaneers to active roster, 9/27/10; Signed to Buccaneers practice squad, 9/18/10; Released by Tampa Bay, 9/14/10; Signed by Buccaneers to a four-year contract, 6/18/10; Selected by Tampa Bay Buccaneers in the seventh round (253rd overall) of the 2010 NFL Draft.

**2014** – After missing first six games with an ankle injury suffered in training camp, appeared in 10 games with six starts and carried three times for four yards and posted nine receptions for 24 yards with a touchdown. Served as a lead blocker in each of Pro Bowl RB Mark Ingram's four 100-yard performances...Caught a four-yard touchdown and helped block for a 122 yard rushing performance by Ingram at Pittsburgh, Nov. 30. **2013** – Appeared in 15 games with nine starts for the Tampa Bay Buccaneers and caught 11 passes for 47 yards...Inactive for Week one contest at New York Jets, Sept. 8...Hauled in a 20-yard reception vs. Arizona, Sept. 29...Caught three passes for 14 yards at Seattle, Nov. 3...Grabbed two balls for five yards at St. Louis, Dec. 22. **2012** – Played in all 16 games with seven starts for the Bucs, posting 12 receptions for 83 yards and a touchdown. Served as a lead blocker for RB Doug Martin, who rushed for 1,454 yards with 11 touchdowns, breaking the team's rookie rushing record, finishing third in NFL with 1,926 total yards from scrimmage and being selected to Pro Bowl...Hauled in a career-high four receptions, tied for first on the team, for 21 yards in opener vs. Carolina, Sept. 9...Recorded one catch for one yard and first-career touchdown in a win at Oakland, Nov. 4...Started and caught one pass for 12 yards in a win at Atlanta, Dec. 30. **2011** – Appeared in all 16 games with seven starts serving primarily as the lead blocker for the Tampa Bay Buccaneers. Finished with six receptions for 53 yards...Caught two passes for 12 yards at New Orleans, Nov. 6...Caught one pass for a career-long 22 yards at Jacksonville, Dec. 11. **2010** – Spent time on both the Tampa Bay Buccaneers practice squad and active roster after being selected in the seventh round...Changed positions from DE to FB/TE following the team's Week four bye, Oct. 3...Appeared in nine games with one start and caught one pass for 10 yards. A blocker in a productive rushing attack that helped fellow rookie running back LeGarrette Blount rush for 1,007 yards as Tampa Bay improved from 4-12 in 2009 to 10-6 in 2010...Made NFL debut at Cincinnati, Oct. 10...Started first career game at fullback vs. Carolina, Nov. 14...Hauled in first career reception for 10 yards at New Orleans, 1/2/11.

**COLLEGE** – Spent first two seasons at tight end for Stanford before switching to defensive end for his final three campaigns in 2007. Started 25-of-29 games at defensive end and saw action in 12 games at tight end...Two-time Pac-10 All-Academic...Team co-captain and named to the Ted Hendricks Award preseason watch list as a redshirt senior. Recorded 95 tackles, 16.5 tackles for a loss and 4.5 sacks in 2009...Started all 12 games at right defensive end as a redshirt junior, finishing with 39 tackles, six tackles for loss, three sacks, two pass breakups and a forced fumble while being named All-Pac-10 Honorable Mention...Appeared in all 12 games with eight starts as a redshirt sophomore in first year as a defensive player and tallied 37 tackles, 7.5 stops for a loss and two sacks...Saw action in all 12 contests primarily on special teams and as a backup tight end as a redshirt freshman in 2006 and caught three passes for 21 yards...Graduated with a degree in public policy.

OWNERSHIP

FOOTBALL

ADMINISTRATION

RECORDS

HISTORY




**PERSONAL** – Earned Cal-Hi Sports, *Parade*, PrepStar and SuperPrep All-America honors as a senior for Palos Verdes Peninsula (Rolling Hills, Calif.) HS. Two-time Cal-Hi Defensive Player of the Year...Played on the varsity for three seasons and totaled 350 tackles, 19 sacks, 42 tackles for loss, five interceptions and four defensive touchdowns while also playing tight end and totaling 950 receiving yards and 18 touchdowns...*AP* Scholar, California Scholarship Federation and Principal's Honor Roll member...Active in the community, visiting hospital patients, singing Christmas carols to retirement home residents, teaching students the importance of health and fitness and visiting Metropolitan Ministries to prepare food and spend time with kids in Tampa Bay...Hosted bowling event for foster children and accompanied the Boys and Girls Club of Orlando to a theme park in 2010...Inducted as a member of the Class of 2015 to the Southern California Jewish Sports Hall of Fame...Born Erik Lorig on November 17, 1986 in Rolling Hills, Calif.

## ERIK LORIG

Year	Team	GP	GS	Att	RUSHING				No	RECEIVING			
					Yds	Avg	Lg	TD		Yds	Avg	Lg	TD
2010	Tampa Bay	9	1	0	0	0.0	0	0	1	10	10.0	10	0
2011	Tampa Bay	16	7	0	0	0.0	0	0	6	53	8.8	22	0
2012	Tampa Bay	16	7	0	0	0.0	0	0	12	83	6.9	16	1
2013	Tampa Bay	15	9	0	0	0.0	0	0	11	47	4.3	20	0
2014	New Orleans	10	6	3	4	1.3	4	0	9	24	2.7	11	1
<b>NFL Totals</b>		<b>66</b>	<b>30</b>	<b>3</b>	<b>4</b>	<b>1.3</b>	<b>4</b>	<b>0</b>	<b>39</b>	<b>217</b>	<b>5.6</b>	<b>22</b>	<b>2</b>
<b>Saints Totals</b>		<b>10</b>	<b>6</b>	<b>3</b>	<b>4</b>	<b>1.3</b>	<b>4</b>	<b>0</b>	<b>9</b>	<b>24</b>	<b>2.7</b>	<b>11</b>	<b>1</b>

**ADDITIONAL STATISTICS:** Special Teams Tackles — (2010, 4); (2011, 6); (2012, 7) **Total: 17; Kickoff Returns** — (2013, 1 ret., 6 yds., 6 lg); **Total: 1 ret., 6 yds., 6 lg.**

**CAREER HIGHS:** Rushes — 2, vs. Green Bay (10/26/14); **Rushing Yards** — 3, vs. Green Bay (10/26/14); **Long Rush** — 4, vs. Green Bay (10/26/14); **Rushing TDs** — 0; **Receptions** — 4 (2x), last vs. Cincinnati (11/16/14); **Receiving Yards** — 22, at Jacksonville (12/11/11); **Long Reception** — 22, at Jacksonville (12/11/11); **Receiving TDs** — 1 (2x), last at Pittsburgh (11/30/14); **Special Teams Tackles** — 2 (4x), last at New York Giants (9/16/12).



LUKE  
**McCOWN**

7

QB

HEIGHT: 6-4    WEIGHT: 217  
COLLEGE: LOUISIANA TECH  
JOINED SAINTS: UFA-13 (ATL)  
NFL EXPERIENCE: 12  
BORN: 7/12/81

**NFL CAREER** – Entering his 12th NFL season, McCown has served as Drew Brees' backup and held for all extra point and field goal attempts for the past two seasons. Originally a fourth round selection (106th overall) in the 2004 NFL Draft by Cleveland, the former Louisiana Tech standout has played in 54 career games with nine starts with the Browns, the Tampa Bay Buccaneers, the Jacksonville

Jaguars, the Atlanta Falcons and the Saints. He has completed 184-of-317 passes for 2,035 yards with nine touchdowns and a 68.3 rating.

**CAREER TRANSACTIONS** – Re-signed to a one-year contract, 2/5/15; Agreed to terms on a one-year contract, 3/26/14; Agreed to terms with New Orleans on a one-year contract (UFA-ATL), 4/1/13; Signed by Atlanta to a one-year contract, 8/28/12; Released by New Orleans, 8/27/12; Signed a one-year contract with New Orleans, 6/7/12 (UFA-JAX); Re-signed by Jacksonville to a one-year contract, 2/28/11; Placed on injured reserve by Jacksonville, 9/21/10; Traded to Jacksonville by Tampa Bay in exchange for a conditional draft pick, 9/6/09; Re-signed by Tampa Bay, 2/9/09; Activated from Physically Unable to Perform list by Tampa Bay, 11/3/06; Placed on the Physically Unable to Perform list by Tampa Bay, 8/29/06; Acquired by Tampa Bay Buccaneers from Cleveland, 4/24/05; Signed to a five-year contract by Cleveland, 7/29/04; Selected in the fourth round (106th overall) of the 2004 NFL Draft by Cleveland Browns.

**2014** – Appeared in all 16 regular season games, serving as Brees' backup and holding for all PAT and field goal attempts... In the preseason, completed 26-of-43 passes (60.5%) for 240 yards with three touchdowns, one interception and a 89.3 passer rating. **2013** – Appeared in all 16 regular season games and both postseason contests, serving as Brees' backup and holding for all PAT and field goal attempts... Threw an incomplete pass on a fake punt at Carolina, Dec. 22... In the preseason, completed 32-of-49 passes (65.3%) for 378 yards with four touchdowns, one interception and a 107.4 passer rating. **2012** – Appeared in two games for Atlanta after joining the team at the conclusion of training camp, which he spent with New Orleans. Served as backup to Matt Ryan... Appeared in relief of Ryan at San Diego, Sept. 23, and vs. N.Y. Giants, Dec. 16. **2011** – Appeared in four games with two starts for Jaguars, completing 30-of-56 passes for 296 yards with four interceptions in addition to rushing seven times for 23 yards... Started opener and completed 17 passes on 24 attempts for 175 yards, also rushing five times for 10 yards vs. Tennessee, Sept. 11... Appeared in relief of Blaine Gabbert and completed seven-of-11 passes for 62 yards vs. Houston, Nov. 27. **2010** – Played in one contest, completing 11-of-19 passes for 120 yards in addition to four-yard rush at San Diego, Sept. 19, suffering season-ending knee injury at end of game. **2009** – Appeared in three games and completed one-of-three passes for two yards for Jacksonville. **2008** – Saw action in two contests for Buccaneers and attempted one pass. **2007** – Appeared in five games with three starts, completing 94-of-139 passes for 1,009 yards with five touchdowns and three interceptions for a 91.7 rating... Started and completed 29-of-37 passes for 313 yards with two touchdowns at New Orleans, Dec. 2... Threw for 266 yards, completing 25 passes on 38 attempts at Houston, Dec. 9... Despite not starting, completed 18-of-32 passes for 185 yards and a touchdown at San Francisco, Dec. 23... Started and completed 21-of-28 passes for 236 yards with two touchdowns vs. Carolina, Dec. 30. **2006** – Began season on Physically Unable to Perform list with a partially torn ACL suffered during offseason and did not see any action. **2005** – Inactive for first 10 weeks of season and dressed but did not play the remainder of the year. **2004** – Started four of the five games he appeared in for

OWNERSHIP

FOOTBALL

ADMINISTRATION

RECORDS

HISTORY



# 7 LukeMcCOWN QB (cont.)

the Browns, completing 48-of-98 passes for 608 yards with four touchdowns and seven interceptions...Completed 20-of-34 passes for 277 yards with two touchdowns and two interceptions vs. New England, Dec. 5...Completed 11-of-27 passes for 108 yards vs. San Diego, Dec. 19...At Miami, Dec. 26, completed nine-of-16 passes for 161 yards with a touchdown and two interceptions.

**COLLEGE** – Appeared in 44 games with 43 starts at Louisiana Tech...Set school career records for completions (1,088), attempts (1,827) and passing yards (12,994)...Threw 88 touchdowns, the eighth-most in Division I history at the time he departed...As a senior, completed 246-of-432 passes for 3,246 yards with 19 touchdowns...Completed 296-of-505 passes for 3,539 yards with 19 touchdowns as a junior...Threw for 3,655 yards with 29 touchdowns as a sophomore, completing 302-of-521 passes...As a freshman, completed 244-of-369 passes for 2,544 yards with 21 touchdowns.

**PERSONAL** – Attended Jacksonville (Texas) HS...Older brothers Randy and Josh both played quarterback. Randy was a starter for Texas A&M from 1997-99 and Josh played at SMU and Sam Houston State and was a third-round pick by Arizona in 2002, who has played for Arizona, Detroit, Oakland, Miami, Carolina, San Francisco, Chicago and Tampa Bay and signed with Cleveland in the 2015 off-season...McCown and his family have supported faith-based events and charitable endeavors of his teammates in New Orleans, as well as those supporting the needy.

## LUKE McCOWN

		PASSING												
Year	Team	GP	GS	Att	Cmp	Pct	Yds	Yds/Att	TD	Int	Lg	Sk	Lst	Rating
2004	Cleveland	5	4	98	48	49.0	608	6.2	4	7	58t	12	122	52.6
2005	Tampa Bay	0	0	0	0	0.0	0	0.0	0	0	-	0	0	-
2006	Tampa Bay	0	0	0	0	0.0	0	0.0	0	0	-	0	0	-
2007	Tampa Bay	5	3	139	94	67.6	1,009	7.3	5	3	60	15	104	91.7
2008	Tampa Bay	2	0	1	0	0.0	0	0.0	0	0	0	0	0	39.6
2009	Jacksonville	3	0	3	1	33.3	2	0.7	0	0	2	2	7	42.4
2010	Jacksonville	1	0	19	11	57.9	120	6.3	0	0	25	0	0	76.6
2011	Jacksonville	4	2	56	30	53.6	296	5.3	0	4	26	4	38	39.0
2012	Atlanta	2	0	0	0	0.0	0	0.0	0	0	-	0	0	-
2013	New Orleans	16	0	1	0	0.0	0	0.0	0	0	-	0	0	39.6
2014	New Orleans	16	0	0	0	0.0	0	0.0	0	0	-	0	0	-
NFL Totals		54	9	317	184	58.0	2,035	6.4	9	14	60	33	271	68.3
Saints Totals		32	0	1	0	0.0	0	0.0	0	0	-	0	0	39.6

		RUSHING					
Year	Team	Att	Yds	Avg	Lg	TD	
2004	Cleveland	6	25	4.2	11	0	
2005	Tampa Bay	0	0	-	-	0	
2006	Tampa Bay	0	0	-	-	0	
2007	Tampa Bay	12	117	9.8	31	0	
2008	Tampa Bay	3	15	5.0	12	0	
2009	Jacksonville	0	0	-	-	0	
2010	Jacksonville	1	4	4.0	4	0	
2011	Jacksonville	7	23	3.3	9	0	
2012	Atlanta	2	-3	-1.5	-1	0	
2013	New Orleans	3	-4	-1.3	-1	0	
2014	New Orleans	0	0	-	-	0	
<b>NFL Totals</b>		<b>34</b>	<b>177</b>	<b>5.2</b>	<b>31</b>	<b>0</b>	
<b>Saints Totals</b>		<b>3</b>	<b>-4</b>	<b>-1.3</b>	<b>-1</b>	<b>0</b>	

## LUKE McCOWN

**CAREER HIGHS:** Attempts — 38, at Houston (12/9/07); Completions — 29, at Houston (12/9/07); Completion Pct. — 100.0 (1 for 1), at Seattle (10/11/09); Passing Yards — 313, at New Orleans (12/2/07); Long Pass — 60, at New Orleans (12/2/07); Interceptions — 4, at N.Y. Jets (9/18/11); Passing TDs — 2 (3x), last vs. Carolina (12/30/07); Passer Rating — 108.7, at New Orleans (12/2/07); Rushes — 5 (2x), last vs. Tennessee (9/11/11); Rushing Yards — 47, vs. Carolina (12/30/07); Long Rush — 31, vs. Carolina (12/30/07); Rushing TDs — 0.

### POSTSEASON

Year	Team	GP	GS	Att	Cmp	PASSING		TD	Int	Lg	Sk	Lst	Rating
						Pct	Yds						
2013	New Orleans	2	0	0	0	0.0	0	0.0	0	0	-	0	0
NFL Totals		2	0	0	0	0.0	0	0.0	0	0	-	0	-



## MIKE McGLYNN

63

G

HEIGHT: 6-4 WEIGHT: 325  
COLLEGE: PITTSBURGH  
JOINED SAINTS: UFA-15 (KC)  
NFL EXPERIENCE: 8  
BORN: 3/8/85

**NFL CAREER** – Eighth-year guard enters his first season with New Orleans after spending time with the Chiefs (2014), Colts (2012-13), Bengals (2011) and Eagles (2008-10), having played in 71 regular season games (61 starts) and six postseason contests (five starts).

**CAREER TRANSACTIONS** – Signed with New Orleans to a one-year contract (UFA-KC), 5/20/15; Signed by the Kansas City Chiefs, 8/27/14; Released by Washington, 8/26/14; Signed by the Washington Redskins (UFA-IND), 3/28/14; Signed by the Indianapolis Colts (UFA-CIN), 3/19/12; Acquired off waivers by Cincinnati, 9/4/11; Waived by Philadelphia, 9/3/11; Placed on injured reserve by Philadelphia, 1/7/09; Signed by Philadelphia, 6/4/08; Selected in the fourth round (109th overall) of the 2008 NFL Draft by the Eagles.

**2014** – Played in 14 games and started 13 at left guard for Chiefs. Blocked for NFL's 10th-ranked offense in rushing yards per game (119.9). **2013** – Started 14 of the 15 games he appeared in for Colts, opening 11 at right guard and three at center. Also opened both postseason contests at right guard...Helped offense put together 448 net yards vs. Miami, Sept. 15 as he started at right guard...Contributed to a line that paved the way for a season-high 26 first downs and 437 net yards, including 157 rushing at Jacksonville, Sept. 29, starting at center...In AFC Wild Card Playoff vs. Kansas City, 1/4/14, blocked for a club postseason-record 536 net yards, as the Colts recorded the second-largest comeback in NFL postseason history in a 45-44 win. **2012** – Started all 16 games for first time in career and provided time for Andrew Luck to throw for the most passing yards (4,374)



by a rookie in NFL history...Vs. Jacksonville, Sept. 23, started at right guard and provided time for Luck to throw for 313 yards and two touchdowns...Started at right guard against Green Bay, Oct. 7, and assisted Colts in recording 464 net yards, the team's highest total since a 2010 contest against New England (467)...Made seventh start of season at right guard at Tennessee, Oct. 28 and blocked for a rushing attack that totaled a season-high 171 net yards in an overtime win...Started at right guard in the team's 23-20 victory over Miami, Nov. 4 and paved the way for the Colts to total a season-high 516 net yards and 419 net passing yards...Provided time for the Colts to total 459 net yards starting at right guard at Detroit, Dec. 2. Blocked for Luck to throw for 391 passing yards and four touchdowns in the win...Opened rushing lanes for running back Vick Ballard to log a season-high 105 rushing yards, starting at right guard at Houston, Dec. 16...Made a start at right guard and blocked for Andrew Luck to throw for 205 yards, setting a new NFL record for passing yards by a rookie in a season in the team's victory at Kansas City, Dec. 23...Assisted the Colts in generating 419 net yards while blocking for Ballard to register 91 rushing yards starting at right guard in the team's Wild Card Playoff loss at Baltimore, 1/6/13. **2011** – Played in seven games with four starts at right guard in his first season with the Bengals...Part of a line that opened rushing lanes for running back Cedric Benson to post his third consecutive 1,000-yard season (1,067)...Provided time for quarterback Andy Dalton to become one-of-five rookies in NFL history to throw for 3,000-plus passing yards in his first season...Part of a line that ranked tied for fourth in the league in sacks allowed (25.0)...Made first start with Bengals in a 23-20 win against Buffalo, Oct. 2 and blocked for Benson to accumulate 104 rushing yards...Made starts in the final three regular season games at St. Louis, Dec. 18, vs. Arizona, Dec. 24 and vs. Baltimore, 1/1/12... Provided time for Dalton to record two passing touchdowns in win over Cardinals...Started at right guard in Wild Card Playoff game at Houston, 1/7/12. **2010** – Played in 16 games (14 starts) with Eagles...Became starting center vs. Green Bay, Sept. 12 when Jamaal Jackson suffered a torn triceps...Helped Eagles to No. 2 NFL ranking in total offense, including fifth in rushing and ninth in passing...Part of an offensive unit that led the NFL in average yards per rush (5.4) and ranked third in scoring (27.4 points per game)...Provided time for quarterback Michael Vick to throw for 333 yards and four touchdowns at Washington, Nov. 15... Blocked for LeSean McCoy to rush for a season-high 149 yards at Dallas, Dec. 12 and Michael Vick to total 130 rushing yards and a touchdown the following week at N.Y. Giants, Dec. 9...Started in the Eagles Wild Card Playoff loss against Green Bay, 1/9/11. **2009** – Was inactive for the first 15 games of the season, did not play in the regular season finale and was inactive for the team's Wild Card Playoff game at Dallas, 1/9/10. **2008** – Saw action in three games during his rookie season... Was inactive for the first 12 games of the season and did not play in Week 14... Made his NFL debut in a 30-10 win against Cleveland, Dec. 15 and saw action at Washington, Dec. 21 and against Dallas, Dec. 28.

**COLLEGE** – Played in 47 games (43 starts) in four seasons (2004-07) at Pittsburgh after redshirting in 2003...Was a three-time All-Big East honoree, including first-team All-Conference and third-team All-American recognitions as a senior.

**PERSONAL** – Attended Austintown Fitch (Austintown, Ohio) HS...Played offense and defense and earned All-Conference honors in baseball.

## MIKE McGLYNN

**Games Played/Started:** Philadelphia — (2008, 3/0); (2010, 16/14); Cincinnati — (2011, 7/4); Indianapolis — (2012, 16/16); (2013, 15/14); Kansas City — (2014, 14/13) **Totals: 71/61.**

### POSTSEASON

**Games Played/Started:** Philadelphia — (2008, 1/0); (2010, 1/1); Cincinnati — (2011, 1/1); Indianapolis — (2013, 1/1); (2013, 2/2) **Totals: 6/5.**



## JOSEPH MORGAN

13

WR

HEIGHT: 6-1 WEIGHT: 184  
COLLEGE: WALSH  
JOINED SAINTS: FA-11  
NFL EXPERIENCE: 5  
BORN: 3/23/88

**NFL CAREER** – A free agent acquisition out of Walsh University in Canton, Ohio following the 2011 draft, Morgan showed his deep threat speed in five games with two starts in 2014, making four receptions for 92 yards (23.0 avg.), including a 62-yard catch and adding a 67-yard rush. In 19 career games with seven starts, Morgan's recorded 14 grabs for 471 yards (33.6 avg.) with three TDs.

**CAREER TRANSACTIONS** – Re-signed to a one-year contract, 4/3/15; Waived, 12/9/14; Re-signed to a one-year contract, 3/18/14; Placed on Injured Reserve, 8/27/13; Placed on injured reserve, 9/3/11; Signed as an undrafted free agent to a three-year contract, 7/27/11.

**2014** – Played in five games with two starts and finished with four receptions for 92 yards (23.0 avg.) and added a 67-yard rush...Vs. Baltimore, Nov. 24, had both a season-long 62-yard long reception and a 67-yard rush, the longest run by a Saint since 2004. **2013** – Suffered a torn ACL during training camp scrimmage and missed entire season. **2012** – Played in 14 games with five starts and registered 10 receptions for 379 yards (37.9 avg.) and three TDs...Caught an 80-yard TD pass, earning first career score and career-long reception, at Green Bay, Sept. 30...Recorded an acrobatic 48-yard TD at Tampa Bay, Oct. 21...Started and registered career-highs in receptions (two) and yards (106) at the New York Giants, Dec. 9...Hauled in two passes for 61 yards and a TD vs. Tampa Bay, Dec. 16. **2011** – Prior to suffering a season-ending knee injury, Morgan had opened eyes in preseason, recording two catches for 77 yards, including a 56-yard TD, returning six punts for 107 yards (17.8 avg.), including a 78-yard return for a TD, as well as a 26-yard kickoff return.

OWNERSHIP

FOOTBALL

ADMINISTRATION

RECORDS

HISTORY



# 13 JosephMORGAN WR (cont.)

**COLLEGE** – Played final two college seasons at Walsh University after spending his first two campaigns at Illinois and had 79 catches for 1,317 yards (16.7 avg.) with nine touchdowns...As a senior, had 41 receptions for 653 yards (15.9 avg.) with five touchdowns to lead team in all receiving categories...As a junior, had 38 catches for 664 yards with four TDs... Also competed in the long jump at Walsh...Caught four passes for 47 yards in two seasons at Illinois...Majored in liberal arts.


**PERSONAL** – Prepped at McKinley (Canton, Ohio) HS...Visited Gretna Middle School in 2012, as part of the NFL's PLAY 60 Super School contest, speaking to students about the importance of good health and leading them in fitness activities...The only player from Walsh to play in an NFL game...Joseph Christopher Morgan was born March 23, 1988 in Canton, Ohio.

## JOSEPH MORGAN

Year	Team	GP	GS	RECEIVING		Yds	Avg	Lg	TD
				No					
2011	New Orleans			INJURED RESERVE					
2012	New Orleans	14	5	10		379	37.9	80t	3
2013	New Orleans			INJURED RESERVE					
2014	New Orleans	5	2	4		92	23.0	62	0
<b>NFL Totals</b>		<b>19</b>	<b>7</b>	<b>14</b>		<b>471</b>	<b>33.6</b>	<b>80t</b>	<b>3</b>

**ADDITIONAL STATISTICS:** Rushing — 1 att., 1 yd., 1 long in 2012; 1 att., 67 yds., 67 long in 2014. **Total: 2 att., 68 yds., 34.0 avg., 67 long.**

**CAREER HIGHS:** Receptions — 2 (3x), last vs. Carolina (12/7/14); Receiving Yards — 106, at New York Giants (12/9/12); Long Reception — 80t, at Green Bay (9/30/12); Receiving TDs — 1 (3x), last vs. Tampa Bay (12/16/12).



## JOSH MORGAN

17

WR

HEIGHT: 6-0 WEIGHT: 219  
COLLEGE: VIRGINIA TECH  
JOINED SAINTS: UFA-15 (CHI)  
NFL EXPERIENCE: 8  
BORN: 6/20/85

**NFL CAREER** – Josh Morgan enters his first season as a Saint having appeared in 93 career games with 61 starts in seven seasons with San Francisco (2008-11), Washington (2012-13) and Chicago (2014). The Washington, D.C. native has amassed career totals of 209 receptions for 2,558 yards (12.2 avg.) and 12 receiving touchdowns as well as 13 rushes for 146 yards (10.4 avg.). Morgan has also returned 27 kicks for 625 yards (23.1 avg.) and eight punts for 59 yards (7.4 avg.).

**CAREER TRANSACTIONS** – Signed with the New Orleans Saints (UFA-CHI), 5/18/15; Signed with the Chicago Bears to a one-year contract (UFA-

WAS), 4/21/14; Signed with the Washington Redskins (UFA-SF), 3/13/12; Placed by San Francisco on injured reserve, 10/8/11; Signed by San Francisco to a four-year contract, 6/19/08; Selected in the sixth round (174th overall) of 2008 NFL Draft by the San Francisco 49ers.

**HONORS** – **2012:** Redskins Walter Payton Man of the Year.

**2014** – Started seven-of-14 games for Chicago, catching 10 passes for 70 yards (7.0 avg.) through the air and 30 yards on two carries (15.0 avg.) on the ground.

**2013** – Started seven-of-14 games for Washington, catching 20 passes for 214 yards (10.7 avg.) through the air, and 13 yards on two carries (6.5 avg.) on the ground. Added 12 kickoff returns for 239 yards (19.9 avg.) and a career-high eight punt returns for 59 yards (7.4 avg.) on special teams. **2012** – Played in 16 games with 15 starts in his only season in Washington, leading the Redskins with 48 catches on the season...Amassed 510 receiving yards (10.6 avg.) and had two receiving TDs and a fumble recovery for a TD...Played in the first postseason game of his career, netting one reception for 0 yards...Named the team's Walter Payton Man of the Year. **2011** – Started all five games he played in with the 49ers before being placed on Injured Reserve...Caught 15 passes for 220 yards and a TD.

**2010** – In 16 games (11 starts) with the 49ers, notched 44 receptions for a career-high 698 yards (15.9 ypc.) and two TDs...Added two rushes for 17 yards (8.5 ypr)...On special teams, returned two kicks for 19 yards (9.5 avg.). **2009** – Competed in 16 games with 15 starts in his second season with San Francisco...Recorded 527 receiving yards on career-high 52 receptions and tied his career high in TDs (three)...Caught a 61-yard reception from QB Shaun Hill in the first quarter vs. Atlanta, Oct. 11...Also established career-highs in rushes (five) and rushing yards (61). **2008** – Started one-of-12 contests in his inaugural NFL campaign...Tallied 20 receptions for 319 yards (16.0 avg) and three TDs...All three of his receiving TDs came from over 30 yards.

**COLLEGE** – Played in 51 games (24 starts) for the Hokies, notching 122 receptions for 1,817 yards and 16 TDs...Also added 26 kickoff returns for 450 yards and six carries for 20 yards...Finished career ranked second in school history with 122 receptions (WR Ernest Wilford - 126) and fourth with 1,817 receiving yards and 16 TDs...In 2007, played in 14 games (11 starts) and led the Hokies with a career-high 46 receptions for 552 yards and five TDs, while adding 16 kickoff returns for 276 yards...As a junior, played in 12 games (11 starts), registering 33 receptions for 448 yards and four TDs...In 2005, played in 13 games, recording 28 receptions for 471 yards and four TDs...As a freshman in 2004, played in 12 games, hauling in 15 receptions for 346 yards and three TDs.

**PERSONAL** – Attended Howard D. Woodson (Washington, D.C.) HS and earned All-DCIAA honors as a senior...Spent the 2003 fall semester at Fork Union Military Academy, catching 33 passes for 845 yards with eight touchdowns...Also excelled in basketball, earning Most Valuable Player in two tournaments...Dedicated a lot of his time as a youth to writing poems...Eventually wants to write books, including a book of poetry and his autobiography...Credits

OWNERSHIP

FOOTBALL

ADMINISTRATION

RECORDS

HISTORY



# 17 JoshMORGAN WR (cont.)

his godparents, Patrick Gaither, his AAU basketball coach, and Sonja Strickland-Gaither, as having the biggest influence on him growing up...Has a tattoo on bicep of a breast cancer ribbon with angels' wings and on the ribbon it has Sonja's name and the date of her diagnosis...Born Joshua Lewis Morgan in Washington, D.C. on June 20, 1985.

## JOSH MORGAN

Year	Team	RECEIVING							RUSHING				
		GP	GS	No	Yds	Avg	Lg	TD	Att	Yds	Avg	Lg	TD
2008	San Francisco	12	1	20	319	16.0	48t	3	0	0	0.0	0	0
2009	San Francisco	16	15	52	527	10.1	61	3	5	61	12.2	20	0
2010	San Francisco	16	11	44	698	15.9	65	2	2	17	8.5	13	0
2011	San Francisco	5	5	15	220	14.7	30t	1	0	0	0.0	0	0
2012	Washington	16	15	48	510	10.6	32	2	3	25	8.3	9	0
2013	Washington	14	7	20	214	10.7	21	0	2	13	6.5	9	0
2014	Chicago	14	7	10	70	7.0	13	1	2	30	15.0	21	0
<b>NFL Totals</b>		<b>93</b>	<b>61</b>	<b>209</b>	<b>2,558</b>	<b>12.2</b>	<b>65</b>	<b>12</b>	<b>14</b>	<b>146</b>	<b>10.4</b>	<b>21</b>	<b>0</b>

Year	Team	KICKOFF RETURNS				PUNT RETURNS			
		No	Yds	Avg	Lg	TD	No	FC	Yds
2008	San Francisco	0	0	0.0	0	0	0	0	0.0
2009	San Francisco	13	367	28.2	76	0	0	0	0.0
2010	San Francisco	2	19	9.5	13	0	0	0	0.0
2011	San Francisco	0	0	0.0	0	0	0	0	0.0
2012	Washington	0	0	0.0	0	0	0	0	0.0
2013	Washington	12	239	19.9	25	0	8	1	59
2014	Chicago	0	0	0.0	0	0	0	0	0.0
<b>NFL Totals</b>		<b>27</b>	<b>625</b>	<b>23.1</b>	<b>76</b>	<b>0</b>	<b>8</b>	<b>1</b>	<b>59</b>


**ADDITIONAL STATISTICS:** Passing — 0-for-1 for 0 yards and 1 INT with a 0.0 passing rating in 2012; .

**CAREER HIGHS:** **Receptions** — 7 (2x), last at San Diego (12/16/10); **Receiving Yards** — 106, at San Diego (12/16/10); **Long Reception** — 65, vs. St. Louis (11/14/10); **Receiving TDs** — 1 (12x), last at Atlanta (10/12/14); **Rushes** — 1 (14x), last at Minnesota (12/28/14); **Rushing Yards** — 21, vs. New Orleans (12/15/14); **Long Rush** — 21, vs. New Orleans (12/15/14); **Rushing TDs** — 0; **Kickoff Returns** — 4, at Philadelphia (12/20/09); **Kickoff Return Yards** — 122, at Philadelphia (12/20/09); **Long Kickoff Return** — 76, at Green Bay Bay (11/22/09); **Kickoff Returned for TD** — 0; **Punt Returns** — 4, at Dallas (10/13/13); **Punt Return Yards** — 36, at Denver (10/27/13); **Long Punt Return** — 34, at Denver (10/27/13); **Punt Returned for TD** — 0.

### POSTSEASON

Year	Team	RECEIVING							PUNT RETURNS				
		GP	GS	No	Yds	Avg	Lg	TD	No	FC	Yds	Avg	Lg
2012	Washington	1	1	1	0	0.0	0	0	0	0	0	0.0	0
<b>NFL Totals</b>		<b>1</b>	<b>1</b>	<b>1</b>	<b>0</b>	<b>0.0</b>	<b>0</b>	<b>0</b>	<b>0</b>	<b>0</b>	<b>0</b>	<b>0.0</b>	<b>0</b>

**POSTSEASON CAREER HIGHS:** **Receptions** — 1, vs. Seattle (1/6/13); **Receiving Yards** — 0, vs. Seattle (1/6/13); **Long Reception** — 0, vs. Seattle (1/6/13); **Receiving TDs** — 0; **Punt Returns** — 0; **Punt Return Yards** — 0; **Long Punt Return** — 0; **Rushing TDs** — 0.



# THOMAS MORSTEAD

6

P

HEIGHT: 6-4    WEIGHT: 235  
COLLEGE: SOUTHERN METHODIST  
JOINED SAINTS: 05-09  
NFL EXPERIENCE: 7  
BORN: 3/8/86

**NFL CAREER** – The club's fifth round draft choice in 2009 from Southern Methodist University, Morstead has been a weapon in the field position game with his strong leg, outstanding placement abilities and booming kickoffs. In six years, he has a gross average of 47.0 on 354 punts with a 41.0 net and 116 punts inside the 20-yard line, while also booming 242 kickoffs in the end zone for touchbacks. In 2014, Morstead finished first in the NFC and second in the NFL in net (42.9).

**CAREER TRANSACTIONS** – Agreed to terms on a six-year contract extension, 7/26/12; Signed to a four-year contract, 7/30/09; Selected in the fifth round (164th overall) of 2009 NFL Draft.

**HONORS** – **2014:** New Orleans Saints Man of the Year; **2012:** Pro Bowl; *Associated Press* second-team All-Pro; *Sports Illustrated* and NFL.com All-Pro; **2011:** *USA Today* All-Joe; **2009:** NFC Special Teams Player of the Week (Week 11); NFC Special Teams Player of the Week (Week 17).

**2014** – Saw action in all 16 games. Finished with 58 punts for 2,690 yards, a gross average of 46.4 yards per punt, and a net of 42.9 yards. Placed 19 punts inside the 20-yard line and sent 40 of his kickoffs into the end zone for touchbacks. Finished first in the NFC and second in the NFL in net punting average (42.9). Also recorded a special teams tackle. Averaged a season-high 50.5 yards on two punts, with both punts sailing into the end zone at Atlanta, Sept. 7...Recorded a gross 41.2 avg. on five punts and a net of 40.8 while landing two kicks inside the 20 at Cleveland, Sept. 14...Booted four punts for 168 yards at Detroit, Oct. 19...Sent all eight kickoffs into end zone for touchbacks vs. Green Bay, Oct. 26...Punted four times for 187 yards with gross and net averages of 46.8 yards at Carolina, Oct. 30...Punted six times for 299 yards for a 49.8 average and a 42.0 net while landing one kick inside the 20-yard line vs. San Francisco, Nov. 9...Landed two punts inside the 20-yard line and had a 54-yard punt vs. Cincinnati, Nov. 16...Recorded a gross 48.5 avg. on three punts at Pittsburgh, Nov. 30...Punted five times for 220 yards vs. Carolina, Dec. 7...Punted five times for 217 yards and added one special teams tackle at Chicago, Dec. 15...Punted four times for 200 yards, with a gross average of 49.5 yards per kick with a net average of 49.5, including a season-long 63-yard kick vs. Atlanta, Dec. 21...Recorded a season-high gross average of 52.0 in season finale at Tampa Bay, Dec. 28... Was selected as the Saints' nominee for the 2014 Walter Payton NFL Man of the Year Award. **2013** – Posted a gross punting average of 46.9, fifth in the NFC and eighth in the NFL and a net average of 42.3, second in the conference and fourth

OWNERSHIP

FOOTBALL

ADMINISTRATION

RECORDS

HISTORY



## PUNTING LEADER

Morstead's established himself as one of the most productive punters in NFL history through his first six seasons after being picked by the club in the fifth round of the 2009 NFL Draft. He's the team's all-time leader in both gross (47.0) and net average (41.0) and ranked third and first in NFL record books respectively. Morstead has the sixth, seventh and eighth all-time highest single-season net punting averages.

### NFL'S ALL-TIME CAREER GROSS PUNTING AVERAGE LEADERS (COMPILED BY NFL SINCE 1939)

Player	Avg.
1. Shane Lechler, 2000-14	47.5
2. Bryan Anger, 2012-14	46.98
3. Thomas Morstead, 2009-14	46.96

### NFL'S ALL-TIME CAREER NET PUNTING AVERAGE LEADERS (COMPILED BY NFL SINCE 1976)

Player	Avg.
1. Thomas Morstead, 2009-14	41.0
2. Matt Bosher, 2011-14	40.3
3. Bryan Anger, 2012-14	40.3

### HIGHEST SINGLE SEASON NET PUNTING AVERAGE, NFL HISTORY (COMPILED BY NFL SINCE 1976)

Player	Net Avg.
1. Johnny Hekker StL (2013)	44.2
2. Andy Lee, SF (2011)	43.99
3. Shane Lechler, Oak (2009)	43.85
4. Sam Koch, Bal (2014)	43.3
5. Andy Lee, SF (2012)	43.24
6. Thomas Morstead, NO (2012)	43.19
7. Thomas Morstead, NO (2011)	43.1
8. Thomas Morstead, NO (2014)	42.9

### HIGHEST GROSS PUNTING AVERAGE, SAINTS TEAM HISTORY

Player	Avg.
1. Thomas Morstead, 2009-14	47.0
2. Mark Royals, 1997-98	45.8
3. Mitch Berger, 2003-05	43.7

### HIGHEST NET PUNTING AVERAGE, SAINTS TEAM HISTORY

Player	Avg.
1. Thomas Morstead, 2009-14	41.0
2. Tommy Barnhardt, 1987-99	35.8
3. Brian Hansen, 1984-88	35.3

in the league. His 52 touchbacks on kickoffs tied for second in the NFC and fourth in the NFL. Also recorded a special teams tackle. In two postseason games, had a 37.1 gross average and a 32.3 net with one kickoff sailing into the end zone for a touchback...Averaged 49.3 yards on three punts, including two inside the 20 in season opener vs. Atlanta, Sept. 8. Also, all six of his kickoffs sailed in the end zone for touchbacks...Placed season-high four of his punts inside the 20 at Tampa Bay, Sept. 15...Recorded a 49.5 gross average and 45.8 net vs. Arizona, Sept.

22...Averaged 47.3 yards on three punts, including a net of 45.7 and one inside the 20 vs. Miami, Sept. 30. Also placed six of his seven kickoffs in the end zone, with five resulting touchbacks...Recorded touchbacks on all six of his kickoffs vs. Buffalo, Oct. 27...Had a gross average of 51.3 on three punts and a net of 43.7, including one inside the 20 vs. San Francisco, Nov. 17. Also recorded touchbacks on all five of his kickoffs...Averaged 49.5 yards on four punts, including a net of 42.0, in win at Atlanta, Nov. 21...Averaged 49.0 yards on six punts, including a net of 46.2 at Seattle, Dec. 2...Averaged 53.5 yards on two punts with a 50.0 net average at St. Louis, Dec. 15...Punted seven times for 340 yards (48.6 gross) with a 42.9 net average at Carolina, Dec. 22. **2012** – Posted a gross punting average of 50.1, which ranked first in the NFC and second in the NFL and a net punting average of 43.2, which ranked second in both conference and league. Both totals were franchise records and his net at the time was the fourth-highest single-season total in NFL record books. His 45 touchbacks on kickoffs were tied for third in NFC and sixth in NFL. Added two special teams tackles. Selected to Pro Bowl... In season opener vs. Washington, Sept. 9, averaged a 55.6 gross average on five punts, posting a season-high 48.8 net average, also sending four kickoffs for touchbacks...Recorded a season-high 55.8 gross average, including a career-long 70-yard punt vs. Kansas City, Sept. 23...Posted four punts for 205 yards (51.3 gross), including a 47.5 net and two punts downed inside the 20-yard line and four touchbacks on kickoffs at Tampa Bay, Oct. 21...Dropped season-high four punts inside the 20-yard line at Denver, Oct. 28 on eight punts for a total of 413 yards (51.6 gross)...Booted season-high six touchbacks on kickoffs vs. Atlanta, Nov. 11, also posting 50.0 gross and 48.2 net punting averages. **2011** – Appeared in all 16 games, finishing with 46 punts for 2,224 yards with a 48.3 gross average (43.1 net), with 13 punts inside the 20-yard line. Net average was then ranked third in NFL single-season record books (now fifth). Finished ranked second in the NFC and fourth in the NFL in gross average and second in both the conference and the league in net. Set an NFL record with 68 touchbacks on kickoffs. Appeared in both playoff games and punted five times for 227 yards (45.4 gross punting average, 43.6 net), dropping two inside the 20-yard line and a long of 60, while nine of his 13 kickoffs went for touchbacks...In NFL opener at Green Bay, Sept. 8, punted two times for 98 yards (49.0 gross)...Averaged 45.8 yards (46.6 net) on five punts totaling 229 yards vs. Chicago, Sept. 18...Punted three times for 148 yards (49.3 gross, 47.7 net) vs. Houston, Sept. 25...Totalled 220 yards on four punts (55.0 gross) at Tampa Bay, Oct. 16...Punted a season-high six times for 282 yards and placed three punts inside the 20-yard line at St. Louis, Oct. 30...Punted five times for 202 yards (40.4 gross), including a 64-yard punt, at Atlanta, Nov. 13...Punted four times for 179 yards and placed two punts inside the 20-yard line vs. Detroit, Dec. 4...Averaged 49.8 yards on five punts for a total of 249 yards at Tennessee, Dec. 11...Sent six-of-seven kickoffs into end zone for five touchbacks in NFC Wild Card game vs. Detroit, 1/7/12...Punted five times for 227 yards (45.4 avg.) with two punts inside the 20-yard line in NFC Divisional Pgame at San Francisco, 1/14/12. **2010** – Appeared in all 16 regular season games, finishing with 57 punts for 2,188 yards for a then-club-record 45.9 gross average (38.4 net), with 21 downed inside the 20-yard line. 10 of his kickoffs went for touchbacks. Added one special teams tackle. Ranked third in the NFC and sixth in the NFL in gross average and fifth in the conference in net...In NFC

OWNERSHIP

FOOTBALL

ADMINISTRATION

RECORDS

HISTORY



## 6 ThomasMORSTED P (cont.)

OWNERSHIP

FOOTBALL

ADMINISTRATION

RECORDS

HISTORY

Wild Card Playoff at Seattle, 1/8/11, punted four times for a 47.8 gross average (44.8 net) with a long of 55 yards...In NFL season opener vs. Minnesota, Sept. 9, punted five times for an average of 43.2 yards, with a long of 58, two downed inside the 20-yard line, also with a touchback on a kickoff...Averaged 46.7 yards on six punts, putting four inside the 20-yard line and reaching touchbacks on two of his kickoffs at San Francisco, Sept. 20...Averaged a 53.3 gross on three punts vs. Carolina, Oct. 3...Punted four times for 204 yards (51.0 gross), with a long of 56, pinning one at the Browns two-yard line vs. Cleveland, Oct. 24...Dropped three of his punts inside the 20-yard line vs. Pittsburgh, Oct. 31...Averaged 46.4 yards on five punts, landing three inside the 20-yard line, including a 63-yard punt to pin the Panthers inside their own ten-yard line at Carolina, Nov. 7...Hit a 64-yarder, punting twice for an average of 60.0 yards (53.5 net) on Thanksgiving Day at Dallas, Nov. 25, setting career-highs in both gross and net averages...Averaged 45.3 yards on seven punts with a 41.6 net and had two kickoffs go for touchbacks at Atlanta, Dec. 27. **2009** – Played in all 16 regular season games, finishing with a 43.6 gross average and 36.0 net on 58 punts, with 18 downed inside the 20-yard line. Also handled kickoff chores for 15 games and put 58 of 99 kicks into the end zone with 27 going for touchbacks, the fourth-highest NFL total. Named NFC Special Teams Player of the Week twice, the only Saints punter to receive the honor two times in a season and became only the second Saints rookie to earn conference weekly honors twice. In postseason, had a 47.5 gross average and an NFL-leading 44.8 net average on 13 punts, pinning opponents six times inside their 20. NFL-high six of 19 kickoffs were for touchbacks...Punted twice in NFL debut vs. Detroit, Sept. 13, averaging 48 yards per kick and put six of his eight kickoffs into the end zone, three for touchbacks...Averaged 52.0 gross and 50.3 net on three punts at Philadelphia, Sept. 20, including a 60-yarder, putting one inside the Eagles 20-yard line...Put two punts inside the 20 and knocked all five kickoffs into the end zone with four touchbacks vs. N.Y. Jets, Oct. 4...On four punts vs. N.Y. Giants, Oct. 18, averaged 45 yards and made first career tackle with a touchdown-saving stop on kickoff coverage...Punted three times vs. Carolina, Nov. 8, averaging 38.7 yards with his last punt downed at the Panthers two-yard line with defensive lineman Anthony Hargrove causing a fumble he recovered and returned for a touchdown on next play. Also had two touchbacks...Turned in an outstanding performance at Tampa Bay, Nov. 22, resulting in his first career NFC Special Teams Player of the Week honors, dropping two punts inside the five-yard line and averaging 48.8 gross and 46.0 net on four punts. Put six of his seven kickoffs into the end zone, with four going for touchbacks...Averaged 43.3 yards on three punts and also knocked all seven of his kickoffs into the end zone with four touchbacks vs. New England, Nov. 30...Averaged 50.3 yards on his four punts with a long of 57 vs. Dallas, Dec. 19...Became second Saints punter in club history to capture NFC Special Teams Player of the Week twice, the first to do so in the same season, when he punted nine times for 46.3 gross and 42.3 net averages as seven of his kicks landed inside the 20-yard line, four inside the 10, at Carolina, 1/3/10...Had postseason club-record 66-yard punt and put seven of eight kickoffs in end zone with three for touchbacks in NFC Divisional Playoff vs. Arizona...Punted seven times for 51.3 gross and 49.1 net averages, dropping four inside the 20 and putting three kickoffs in end zone for touchbacks in NFC Championship vs. Minnesota...In Super Bowl XLIV, punted twice for a 44-yard gross and net average with one

downed at the six-yard line and successfully executed an onside kick at the start of the second half that was recovered and led to a TD.

**COLLEGE** – Four-year letterman for the Mustangs, handling both punting and placekicking duties...Averaged 43.4 yards on 166 career punts, including 59 downed inside the 20...Finished ranked fifth in Mustangs history with 217 points—including school-record streak of 78-straight PATs...Earned honorable mention All-Conference USA honors as a senior after averaging 41.8 yards on 59 punts (2,465 yards) with 20 downed inside the 20-yard line...As a junior, earned All-Conference USA first-team, leading the conference and ranking eighth in the nation with a 44.6 yard gross average that ranked third all-time in school record books on 57 punts, including 21 inside the 20...All-Conference USA third-team choice, Academic All-C-USA pick and recipient of SMU's Special Teams Award as a sophomore in 2006...Redshirted as a freshman in 2005...Mechanical engineering major.

**PERSONAL** – Attended Pearland (Texas) HS, where he received second-team All-District honors and was named Brazoria County Special Teams Most Valuable Player as a senior, serving as both the kicker and punter...Also lettered in soccer and was a member of the National Honor Society, adding Academic All-State honors...In support of the St. Baldrick's Foundation fundraiser, Morstead had his hair, which had not been cut since 2011 training camp, shaved in 2013 to help raise \$130,000 for children's cancer research...Has participated in several Verizon fan engagement events...Visited John James Audubon Elementary School in Kenner in 2012 to lead a pep rally celebrating the school's first place win in the NFL's Fuel Up to Play 60 "Top That!" Rotolo's Pizza Recipe Contest...Has annually participated with his teammates in Thanksgiving turkey giveaways at the Dryades YMCA and in 2013 appeared at a team Christmas bike and toy giveaway with the Marines at the practice facility...In January, 2015, he teamed up with the Tipitina's Foundation to provide the James M. Singleton Charter School Marching Band with 24 new instruments...Focuses the majority of his efforts in the community on cancer-related and child-related initiatives through his foundation, "What You Give Will Grow" (Website, [www.wygw.com](http://www.wygw.com)) which he established in 2012.

## THOMAS MORSTEAD

Year	Team						Punting				Kickoffs							
		G	No	Yds	Avg	Ret	Yds	Net	TB	In 20	LG	Blk	KO	In	EZ	TB		
2009	New Orleans	16	58	2,528	43.6	25	358	36.0	4	18	60	0	101	59	27			
2010	New Orleans	16	57	2,618	45.9	26	310	38.4	6	21	64	0	49	26	10			
2011	New Orleans	16	46	2,224	48.3	19	118	43.1	4	13	64	1	104	92	68			
2012	New Orleans	16	74	3,707	50.1	31	391	43.2	6	20	70	0	88	72	45			
2013	New Orleans	16	61	2,859	46.9	24	180	42.3	5	25	61	0	87	73	52			
2014	New Orleans	16	58	2,690	46.4	24	99	42.9	5	19	63	0	81	73	40			
<b>NFL Totals</b>		<b>96</b>	<b>354</b>	<b>16,626</b>	<b>47.0</b>	<b>149</b>	<b>1,456</b>	<b>41.0</b>	<b>30</b>	<b>116</b>	<b>70</b>	<b>1</b>	<b>510</b>	<b>395</b>	<b>242</b>			

**ADDITIONAL STATISTICS: Special Teams Tackles** — (2009, 1); (2010, 1); (2012, 2); (2013, 1); (2014, 1) **Total: 6.**

**CAREER HIGHS:** **Punts** — 9, at Carolina (1/3/10); **Most Yards** — 417, at Carolina (1/3/10); **Gross Avg.** — 60.0, at Dallas (11/25/10); **Net Avg.** — 53.5, at Dallas (11/25/10); **Most Punts Inside the 20** — 7, at Carolina (1/3/10); **Long Punt** — 70, vs. Kansas City (9/23/12); **Kickoff Touchbacks** — 9, vs. Indianapolis (10/23/11); **Special Teams Tackles** — 2, at New York Giants (12/9/12).



## THOMAS MORSTED

### POSTSEASON

Year	Team	G	No	Yds	Avg	Ret	Punting				Kickoffs					
							Yds	Net	TB	In 20	LG	Blk	KO	In	EZ	TB
2009	New Orleans	3	13	618	47.5	4	15	44.8	1	6	66	0	19	13	6	
2010	New Orleans	1	4	191	47.8	1	12	44.8	0	0	55	0	5	0	0	
2011	New Orleans	2	5	227	45.4	3	29	39.6	0	2	60	0	13	11	9	
2013	New Orleans	2	7	260	37.1	2	34	32.3	0	3	55	0	8	6	1	
<b>NFL Totals</b>		<b>8</b>	<b>29</b>	<b>1,296</b>	<b>44.7</b>	<b>10</b>	<b>90</b>	<b>40.9</b>	<b>1</b>	<b>11</b>	<b>66</b>	<b>0</b>	<b>45</b>	<b>30</b>	<b>16</b>	

**POSTSEASON CAREER HIGHS:** **Punts** — 7, vs. Minnesota (1/24/10); **Most Yards** — 359, vs. Minnesota (1/24/10); **Gross Avg.** — 51.3, vs. Minnesota (1/24/10); **Net Avg.** — 49.1, vs. Minnesota (1/24/10); **Most Punts Inside the 20** — 4, vs. Minnesota (1/24/10); **Long Punt** — 66, vs. Arizona (1/16/10); **Kickoff Touchbacks** — 5, vs. Detroit (1/7/12); **Special Teams Tackles** — 0.



## KENNY PHILLIPS

30

S

HEIGHT: 6-2 WEIGHT: 217

COLLEGE: MIAMI (FLA.)

JOINED SAINTS: FA-15

NFL EXPERIENCE: 6

BORN: 11/24/86

**NFL CAREER** — A first round draft pick of the New York Giants in 2008 and a constant in their secondary for five seasons, Phillips will compete for a roster spot with New Orleans after being out of football for the past two seasons. In 56 career regular season games with 41 starts, Phillips has recorded 265 tackles (191 solo), 28 passes defended, eight interceptions, one forced fumble and three fumble recoveries.

**CAREER TRANSACTIONS** — Signed by New Orleans to a reserve/future contract, 12/31/14; Released by Philadelphia Eagles, 8/26/13; Signed by Philadelphia to a one-year contract (UFA-NYG), 3/14/13; Placed on Injured Reserve by New York Giants, 9/24/09; Signed to a five-year contract by Giants, 7/22/08; Selected by Giants in the first round (31st overall) of the 2008 NFL Draft.

**HONORS** — **2010:** Ed Block Courage Award (Giants recipient).

**2014** — Spent entire season out of football. **2013** — Went to training camp with the Eagles. **2012** — Played in seven games with six starts and finished with 23 tackles (21 solo) and three passes defended...Sidelined for nine games with a knee injury. **2011** — Started all 15 regular season games in which he played — 14 at SS and one at RCB (vs. Miami, Oct. 30, when the Giants opened in an unusual alignment)...Inactive vs. Dallas, Dec. 11 with a knee sprain...Finished ranked fifth on the team in tackles in the regular season with 72 (49 solo) and tied for second with

a career-high four interceptions. Also had a career-high 11 passes defended and one forced fumble. In the postseason, had 16 tackles (14 solo), three passes defended and one forced fumble...Contributed a season-high nine tackles (five solo) at Washington, Sept. 11, a total he matched with a season-best seven solo stops at Philadelphia, Sept. 25. Also intercepted one pass and forced a fumble...Had eight tackles (six solo) at New England, Nov. 6...Intercepted passes vs. Philadelphia, Nov. 20, vs. Washington, Dec. 18 and at the N.Y. Jets (Dec. 24, when he had a career-long 31-yard return)...Ended the regular season with eight tackles (five solo) in NFC East-clinching victory vs. Dallas, 1/1/12...Opened the postseason with two solo tackles in NFC Wild Card Game vs. Atlanta, 1/8/12...Had four tackles (three solo) and forced a Ryan Grant fumble that was returned 40 yards by Chase Blackburn and set up a touchdown in NFC Divisional Playoff Game at Green Bay, 1/15/12, and four solo stops in NFC Championship Game at San Francisco, 1/22/12...Had the career-postseason high six tackles (five solo) and two passes defended vs. the New England Patriots in Super Bowl XLVI, 2/5/12. **2010** – Returned after undergoing serious season-ending knee surgery in 2009 to play in a 16 games with 15 starts. Finished fourth on team with 88 tackles (66 solo), one interception, five passes defended and three fumble recoveries...Had four tackles and intercepted a Matt Moore pass in end zone in the season opener vs. Carolina, Sept. 12...Recorded season-highs of nine tackles vs. Tennessee, Sept. 26 and at Green Bay, Dec. 26...Did not start at Houston, Oct. 10...Recovered two fumbles vs. Philadelphia, Dec. 19 and one at Washington, 1/2/11. **2009** – Started the season's first two games at strong safety...Had 16 tackles (10 solo) and two interceptions...Opened the season with six tackles (four solo) vs. Washington, Sept. 13 and then tallied a team-high ten tackles (six solo) and two interceptions at Dallas, Sept. 20. Both picks set up New York touchdowns. Phillips intercepted Tony Romo in both the second and third quarters to become the first Giant with two picks in a game since Aaron Ross on Nov. 16, 2008 vs. Baltimore...In the week after that game, an exam and MRI revealed that Phillips had patella femoral arthritis in his left knee...He underwent surgery and was placed on injured reserve, Sept. 24. **2008** – As a rookie in 2008, played in all 16 regular season games with three starts and started NFC Divisional Playoff...Finished with 66 tackles (43 solo) one interception, seven passes defended and five special teams stops. In postseason, had three solo tackles on defense and two special teams stops...Contributed three solo tackles in his professional debut vs. Washington, Sept. 4...Recorded his first career interception when he picked off a Ben Roethlisberger pass late in the fourth quarter at Pittsburgh, Oct. 26...Made his first career start at safety at Philadelphia, Nov. 9 and finished second on the team with six tackles (five solo)...Started and had two solo tackle vs. Baltimore, Nov. 16...Posted eight tackles (seven solo) at Arizona Nov. 23, where he added three passes defended...Started vs. Philadelphia, Dec. 7 as defense opened game in a dime package and finished with eight tackles (four solo) and one pass defended.

**COLLEGE** – Phillips played in 34 games with 33 starts at Miami before entering the NFL Draft following his junior season. He registered 203 tackles (133 solos), 15 stops for losses of 31 yards, one fumble recovery and three forced fumbles. He had seven interceptions and 13 pass deflections...Intercepted three



# 30 KennyPHILLIPS s (cont.)

passes vs. Duke in 2006 to become the first Hurricane with three picks in a game since Bobby Harden (vs. Brigham Young) in 1988... Majored in sports administration, earning Academic All-Atlantic Coast Conference honors as a sophomore.

**PERSONAL** — Attended Carol City (Fla.) HS, where he was rated the best safety in the country, earning USA Today Defensive Player of the Year honors as a senior... Was a member of the Parade All-America, Prep Star Top 100 Dream Team and the USA Today All-USA High School Football team and was rated the nation's best safety prospect and 12th-best player regardless of position by Rivals.com... Intercepted 16 passes during his career and as a senior, he finished with 84 tackles, six interceptions, three fumble recoveries, four defensive touchdowns and three punt returns for touchdowns... As a junior, he delivered 54 tackles and seven interceptions, returning two of them for touchdowns, including a 100-yarder... In his sophomore season, he intercepted three passes and also competed in basketball and track... Born Nov. 24, 1986... Joined with fellow former Giant Terrell Thomas each year when he was with the club to identify and host a youth group for a night out during the holidays—providing gifts and a memorable experience for the group.

## KENNY PHILLIPS

Year	Team	GP	GS	Tot	TACKLES			Yds	INTERCEPTIONS					FUMBLES		
					Solo	Asst	Sk		No	Yds	Lg	TD	PD	FF	FR	Yds
2008	N.Y. Giants	16	3	66	43	23	0.0	0.0	1	0	0	0	7	0	0	0
2009	N.Y. Giants	2	2	16	10	6	0.0	0.0	2	22	22	0	2	0	0	0
2010	N.Y. Giants	16	15	88	68	20	0.0	0.0	1	0	0	0	5	0	3	25
2011	N.Y. Giants	15	15	72	49	23	0.0	0.0	4	50	31	0	11	1	0	0
2012	N.Y. Giants	7	6	23	21	2	0.0	0.0	0	0	0	0	3	0	0	0
2013	OUT OF FOOTBALL															
2014	OUT OF FOOTBALL															
NFL totals		56	41	265	191	74	0.0	0.0	8	72	31	0	28	1	3	25

**ADDITIONAL STATISTICS: Special Teams Tackles** — (2008, 5) **Total: 5.**

**CAREER HIGHS: Tackles** — 10, at Dallas (9/20/09); **Sacks** — 0; **Interceptions** — 2, at Dallas (9/20/09); **Long Interception Return** — 31, at New York Jets (12/24/11); **Int. Ret. for TD** — 0; **Passes Defensed** — 2 (7x), last vs. Philadelphia (12/30/12); **Forced Fumbles** — 1, at Philadelphia (9/25/11); **Fumble Recoveries** — 2, vs. Philadelphia (12/19/10); **Special Teams Tackles** — 2, vs. Seattle (10/5/08).

### POSTSEASON

		TACKLES							INTERCEPTIONS					FUMBLES		
Year	Team	GP	GS	Tot	Solo	Asst	Sk	Yds	No	Yds	Lg	TD	PD	FF	FR	Yds
2008	N.Y. Giants	1	0	3	3	0	0.0	0.0	0	0	0	0	0	0	0	0
2011	N.Y. Giants	4	4	16	14	2	0.0	0.0	0	0	0	0	3	1	0	0
NFL totals		5	4	19	17	2	0.0	0.0	0	0	0	0	3	1	0	0

**ADDITIONAL POSTSEASON STATISTICS: Special Teams Tackles** — (2008, 2) **Total: 2**

**POSTSEASON CAREER HIGHS: Tackles** — 6, vs. New England (2/5/12); **Sacks** — 0; **Interceptions** — 0; **Int. Ret. for TD** — 0; **Passes Defensed** — 2, vs. New England (2/5/12); **Forced Fumbles** — 1, at Green Bay (1/15/12); **Fumble Recoveries** — 0; **Special Teams Tackles** — 2, vs. Philadelphia (1/11/09).



## RONALD POWELL

# 56

**OLB****HEIGHT: 6-3    WEIGHT: 237****COLLEGE: FLORIDA****JOINED SAINTS: D5B-14****NFL EXPERIENCE: 2****BORN: 5/14/91**

**NFL CAREER** – A tall, lean, muscular athlete, Ronald Powell played in 14 games on special teams as a rookie and contributed with six tackles. A fifth round draft choice out of the University of Florida in 2014, Powell will continue to familiarize himself with the nuances of New Orleans’ 3-4 alignment and compete for playing time both on defense and special teams.

**CAREER TRANSACTIONS** – Signed to a four-year contract by the New Orleans Saints, 5/16/14; Selected by New Orleans in the fifth round (169th overall) of the 2014 NFL Draft.

**2014** – Played in 14 games as a rookie. Recorded six special teams tackles... Made his NFL debut in season opener at Atlanta, Sept. 7 and made one tackle... Posted season-high three stops vs. San Francisco, Nov. 9.

**COLLEGE** – Two-year starter at the University of Florida in 2011 and 2013. Played in 36 career games with 21 starts. Finished his career with 84 tackles (55 solo), 11 sacks, one forced fumble and two passes defended, leading Gators in quarterback takedowns in two of his final three campaigns... Played in 11 games with eight starts as a redshirt junior in 2013. Finished with 26 tackles (19 solo) and team-high four sacks... Had three tackles and a sack vs. the University of Miami (Fla.). Missed entire 2012 season with a knee injury... Started 12 games as a sophomore in 2011, missing the Auburn contest with a left knee sprain... Recorded career-high 32 tackles (20 solo), a team-high and career-best six sacks and one forced fumble... Collected season-high five solo tackles that included causing a fumble on a sack and adding another stop behind line of scrimmage vs. Florida State. Appeared in all 13 games with one start as freshman. Finished with 26 tackles (16 solo), a sack and two passes defended... In his first career college start, registered a career-high nine tackles (six solo) vs. Appalachian State... Sociology major.

**PERSONAL** – Attended Rancho Verde (Moreno Valley, Calif.) HS... Regarded as a five-star prospect by Rivals.com during senior season as the nation’s top weak-side defensive end... Also received a five-star grade and was ranked the best overall DE in prep ranks by Scout.com... As senior, totaled over 80 tackles and 13 sacks... Named a *USA Today*, *Parade* and EA Sports high school All-American... Selected to play in 2010 U.S. Army All-American Bowl and earned Most Valuable Player honors in addition to being a finalist for U.S. Army Player of the Year Award... Born Ronald Fredrick Powell on May 14, 1991.

**OWNERSHIP****FOOTBALL****ADMINISTRATION****RECORDS****HISTORY**

**RONALD POWELL**

Year	Team	GP	GS	Tot	TACKLES			Yds	INTERCEPTIONS					FUMBLES		
					Solo	Asst	Sk		No	Yds	Lg	TD	PD	FF	FR	Yds
2014	New Orleans	14	0	0	0	0	0.0	0.0	0	0	0	0	0	0	0	0
<b>NFL totals</b>		<b>14</b>	<b>0</b>	<b>0</b>	<b>0</b>	<b>0</b>	<b>0.0</b>	<b>0.0</b>	<b>0</b>	<b>0</b>	<b>0</b>	<b>0</b>	<b>0</b>	<b>0</b>	<b>0</b>	<b>0</b>

**ADDITIONAL STATISTICS:** Special Teams Tackles — (2014, 6) **Total: 6.**

**CAREER HIGHS:** Tackles — 0; Sacks — 0; Interceptions — 0; Passes Defensed — 0; Forced Fumbles — 0; Fumble Recoveries — 0; Special Teams Tackles — 3, vs. San Francisco (11/9/14).

**KHIRY ROBINSON****29****RB**

**HEIGHT: 6-0    WEIGHT: 220**  
**COLLEGE: WEST TEXAS A&M**  
**JOINED SAINTS: FA-13**  
**NFL EXPERIENCE: 3**  
**BORN: 12/28/89**

**NFL CAREER** – After making the club's opening day roster as an undrafted, undrafted free agent out of West Texas A&M in 2013 following a tryout at the club's rookie camp and an impressive preseason, Khiry Robinson has been a key element in the Saints ground game over the past two seasons. He's played in 20 career games with three starts and carried 130 times for 586 yards (4.5 avg.) with four touchdowns. Despite a forearm injury that sidelined him for six games in the middle of the season, Robinson played in 10 contests with three starts and finished second on the team with 362 yards rushing and three touchdowns in 2014.

**CAREER TRANSACTIONS** – Signed by Saints as an undrafted free agent, 5/13/13.

**2014** – Played in 10 games with three starts and finished second on the Saints in rushing, carrying 76 times for 362 yards (4.8 avg.) with three touchdowns and also adding eight receptions for 63 yards...In season opener at Atlanta, Sept. 7, carried six times for 28 yards (4.7 avg.) with one touchdown...Made his first career start vs. Minnesota, Sept. 21 and rushed 18 times for 69 yards, both career-highs...Robinson carried the ball eight times for 87 yards, including a career-long 62-yard run in the fourth quarter, at Dallas, Sept. 28. He also added two catches for 18 yards...Robinson capped off a 12-play, 80-yard drive in overtime vs. Tampa Bay, Oct. 5 with an 18-yard touchdown run to give New Orleans a 37-31 win. It was part of a day where he carried 21 times for a career-best 89 yards...Saw his most significant action since his injury in season finale at Tampa Bay, Dec. 28 and his one-yard TD put New Orleans on the scoreboard.

**2013** – Originally signed following after participating on a tryout basis at the club's post-draft rookie camp, played in 10 regular season games and had 54 carries for 224 yards (4.1 avg.) with one touchdown and two special teams tackles, following a preseason where he led the club in rushing and receiving and led the league in rushing and total yards from scrimmage (331) when he carried 49 times for 228 yards (4.7 avg.) and posted 11 receptions for 103 yards (9.4 avg.). Played in both postseason contests with one start as he split lead back duties with Mark Ingram, carrying 21 times for 102 yards with one touchdown and a 13-yard reception...After being inactive for the first two contests, made NFL debut vs. Arizona, Sept. 22, when he carried four times for 38 yards...Carried 12 times for 37 yards and added one special teams tackle vs. Miami, Sept. 30...Saw action on offense and rushed seven times for team-best 53 yards with first career touchdown on a one-yard rush at New England, Oct. 13...Also inactive for contests at N.Y. Jets, Nov. 3, vs. Dallas, Nov. 10, vs. San Francisco, Nov. 17 and at Seattle, Dec. 2...In regular season finale vs. Tampa Bay, Dec. 29, rushed 12 times for 50 yards, including a 25-yard run...Made his postseason debut in NFC Wild Card Playoff at Philadelphia, 1/4/14 and carried eight times for 45 yards, including rushing three times for 22 yards to kill the clock and move into the field goal range on the final game-winning drive...Received his first career NFL start in NFC Divisional Playoff at Seattle, 1/11/14, when he rushed 13 times for 57 yards with one touchdown, leading team in rushes, rushing yards and rushing TDs. Also had a 13-yard reception.

**COLLEGE** – In two seasons at West Texas A&M after transferring from Blinn (Texas) Junior College, rushed for 2,290 yards and 26 touchdowns and caught 60 passes for 612 yards (10.2 avg.) and six touchdowns...In 2012, named to the D2Football.com All-America team and was recognized as first-team All-Conference as he led the Buffaloes and Lone Star Conference with a school-record 1,621 yards on the ground with 15 touchdowns while also adding 38 receptions for 430 yards (11.3 avg.) and four touchdowns...In 2011, carried 103 times for 669 yards and 11 touchdowns while also catching 22 passes for 182 yards and two scores...Made 79 tackles as a safety at Blinn in 2010...As a freshman at Mesabi Range Community College in Virginia, Minn. in 2008, carried 160 times for 893 yards and 13 scores...Majored in sports & exercise science.

**PERSONAL** – Prepped at Belton (Texas) HS, earning All-District and All-Cen-Tex honors...Also lettered in track & field...Participated in a team Christmas bike and toy giveaway with the United States Marines at the practice facility in 2013...Born December 28, 1989.



## KHIRY ROBINSON

Year	Team	GP	GS	Att	RUSHING				No	RECEIVING			
					Yds	Avg	Lg	TD		Yds	Avg	Lg	TD
2013	New Orleans	10	0	54	224	4.1	25	1	0	0	0.0	0	0
2014	New Orleans	10	3	76	362	4.8	62	3	8	63	7.9	12	0
<b>NFL Totals</b>		<b>20</b>	<b>3</b>	<b>130</b>	<b>586</b>	<b>4.5</b>	<b>62</b>	<b>4</b>	<b>8</b>	<b>63</b>	<b>7.9</b>	<b>12</b>	<b>0</b>

**ADDITIONAL STATISTICS:** Special Teams Tackles — (2013, 2) **Total: 2;** Kickoff Returns — (2014, 1 ret., 28 yds., 28.0 avg., 28 long) **Total: 1 ret., 28 yds., 28.0 avg., 28 long.**

**CAREER HIGHS:** Rushes — 21, vs. Tampa Bay (10/5/14); **Rushing Yards** — 89, vs. Tampa Bay (10/5/14); **Long Rush** — 62, at Dallas (9/28/14); **Rushing TDs** — 1 (3x), last at Tampa Bay (12/28/14); **Receptions** — 2 (2x), last at Chicago (12/15/14); **Receiving Yards** — 18, at Dallas (9/28/14); **Long Reception** — 12, at Dallas (9/28/14); **Receiving TDs** — 0; **Special Teams Tackles** — 1 (2x), last at St. Louis (12/15/13).

### POSTSEASON

Year	Team	GP	GS	Att	RUSHING				No	RECEIVING			
					Yds	Avg	Lg	TD		Yds	Avg	Lg	TD
2013	New Orleans	2	1	21	102	4.9	17	1	1	13	13.0	13	0
<b>NFL Totals</b>		<b>2</b>	<b>1</b>	<b>21</b>	<b>102</b>	<b>4.9</b>	<b>17</b>	<b>1</b>	<b>1</b>	<b>13</b>	<b>13.0</b>	<b>13</b>	<b>0</b>

**POSTSEASON CAREER HIGHS:** Rushes — 13, at Seattle (1/11/14); **Rushing Yards** — 57, at Seattle (1/11/14); **Long Rush** — 17, at Seattle (1/11/14); **Rushing TDs** — 1, at Seattle (1/11/14); **Receptions** — 1, at Seattle (1/11/14); **Receiving Yards** — 13, at Seattle (1/11/14); **Long Reception** — 13, at Seattle (1/11/14); **Receiving TDs** — 0; **Total Yards From Scrimmage** — 70, at Seattle (1/11/14).



## JAMARCA SANFORD

33

S

HEIGHT: 5-10 WEIGHT: 200  
COLLEGE: MISSISSIPPI  
JOINED SAINTS: FA-14  
NFL EXPERIENCE: 7  
BORN: 8/27/85

**NFL CAREER** — In 2014, Jamarca Sanford began a new chapter with his third team after signing with the Saints to supplement the secondary and contribute on special teams. Playing in six games with two starts for New Orleans, Sanford posted 15 stops in the two contests he opened. Sanford has appeared in 79 career games with 46 starts and has posted career totals of 313 tackles (222 solo), a sack, two interceptions, 15 passes defended, eight forced fumbles, six fumble recoveries, 48 special teams stops and one coverage forced fumble. In addition to his veteran leadership presence, Sanford can served as a coach on the field having been played both safety positions and been a special teams standout since entering the NFL as a seventh round draft pick of the Minnesota Vikings in 2009.

**CAREER TRANSACTIONS** — Re-signed to a one-year contract, 3/6/15; Signed by Saints, 11/12/14; Waived by Redskins, 10/26/14; Signed by Washington Redskins, 9/29/14; Waived by Minnesota, 9/8/14; Placed on Injured Reserve

by Minnesota, 8/30/14; Re-signed by Minnesota to a two-year contract, 3/14/13; Signed by Minnesota to a four-year contract, 6/22/09; Selected in the seventh-round (231st overall) by the Minnesota Vikings in the 2009 NFL Draft.

**2014** – Appeared in three games for Washington and posted two special teams tackles before signing with the Saints at midseason and playing in six contests with two starts, where he posted 15 tackles (nine solo) and two special teams stops...Inactive vs. Atlanta, Dec. 21 with a hamstring injury...Made his debut as a Saint vs. Cincinnati, Nov. 16 and played primarily on special teams...Played on both defense and special teams vs. Baltimore, Nov. 24 and notched his first coverage tackle as a Saint...Started at Chicago, Dec. 15 and posted five tackles (two solo) and one special teams stop...Started and made 10 stops (seven solo) at Tampa Bay, Dec. 28. **2013** – In 13 games for Minnesota, all started, posted 79 tackles (59 solo), two passes defended, two forced fumbles, a fumble recovery and three special teams stops...Inactive for consecutive games at Dallas, Nov. 3 and vs. Washington, Nov. 7, (groin)...Left game vs. Cleveland, Sept. 22 with injury and inactive following week vs. Pittsburgh, Sept. 29, at Wembley for International Series game...Notched nine tackles in the opener at Detroit, Sept. 8...Had season-best 12 tackles at N.Y. Giants, Oct. 21 on Monday Night Football and had 10 tackles the week before vs. Carolina, Oct. 13...Left game vs. Green Bay, Oct. 27, (groin). **2012** – Appeared in all 16 regular season games and started final 13 regular season contests and Wild Card Playoff game at Green Bay, 1/5/13...Playoff start was first of his career...Made 80 tackles (54 solo), five passes defended, four forced fumbles, two fumble recoveries and six special teams stops and one coverage forced fumble...Notched season-best 12 tackles vs. Tampa Bay, Oct. 25...Made seven stops (six solo) and two special teams tackles in playoff contest. **2011** – Stepped into full-time starting role for first time in his career, opening all 15 games he played and ranked third on team and led Vikings secondary with 118 tackles, also leading team with two interceptions and posted longest interception return of the season with a 52-yarder vs. Arizona, Oct. 9 in the first win of the season...Notched career-best 16 tackles vs. New Orleans, Dec. 18 and had double-digit tackles in three games...Also added eight passes defended, a forced fumble, two fumble recoveries and seven special teams stops. **2010** – Started final two games at FS and played in 12 games overall, making 16 tackles, a sack, a fumble recovery and nine special teams stops...Notched lone sack of season on Michael Vick at Philadelphia, Dec. 28...Productive in his two starts, notching five tackles per game, adding a sack and a fumble recovery. **2009** – Started first career game vs. Cincinnati, Dec. 13, appearing in 14 games overall and posted 15 tackles (12 solo), one forced fumble and 19 special teams stops to rank third on the team...Posted season-best five tackles on defense at Arizona, Dec. 6...Had season-high three special teams tackles vs. Baltimore (10/18) and vs. Cincinnati (12/13)...In postseason had a special teams stop.

**COLLEGE** – Started all 44 games he played at Mississippi, where he served as a team captain as senior...Was the SEC's active tackles leader during his career...Named Southeastern Conference Defensive Player of the Week for his performance against Florida with a career-high 11 solo tackles as a senior while

OWNERSHIP

FOOTBALL

ADMINISTRATION

RECORDS

HISTORY



# 33 JamarcaSANFORD s (cont.)

handing the eventual national champions their only loss. Recognized after 2008 spring practice at Mississippi with the Chucky Mullins Courage award and won the #38 patch to recognize the late Rebels player during the season...Started ten games as a junior at SS...Started all 11 games as a sophomore in 2006, opening seven contests at SS and four at LB...Redshirted in 2004...Earned a bachelor's degree in criminal justice.

**PERSONAL** – Led South Panola (Batesville, Miss.) HS to a 15-0 mark and the Class 5A state title as a senior...Helped team reach #9 in *USA Today* national rankings...Most Valuable Player of the state title game...Team was 14-1 and state runner-up as a junior...All-State OLB as a senior...Helped the Vikings kick off the 2010 Vikings Children's Fund Summer Lunch Program at Ames Elementary School in St. Paul...Took part in the Vikings Planet purple tree planting in 2009... Comes from a football family, cousin Peria Jerry was a fellow 2009 NFL Draft pick who played for the Atlanta Falcons from 2009-13 and is also related to Dwayne Rudd, a first round draft pick by the Vikings in 1997, who enjoyed a seven-year career with Minnesota (1997-2000), Cleveland (2001-02) and Tampa Bay (2003).

## JAMARCA SANFORD

Year	Team	GP	GS	Tot	TACKLES			Yds	INTERCEPTIONS					FUMBLES		
					Solo	Asst	Sk		No	Yds	Lg	TD	PD	FF	FR	Yds
2009	Minnesota	14	1	15	12	3	0.0	0.0	0	0	0	0	0	1	0	0
2010	Minnesota	12	2	16	11	5	1.0	1.0	0	0	0	0	0	0	1	0
2011	Minnesota	15	15	118	77	41	0.0	0.0	2	69	52	0	8	1	2	3
2012	Minnesota	16	13	80	54	26	0.0	0.0	0	0	0	0	5	4	2	0
2013	Minnesota	13	13	79	59	20	0.0	0.0	0	0	0	0	2	2	1	0
2014	Washington	3	0	0	0	0	0.0	0.0	0	0	0	0	0	0	0	0
2014	New Orleans	6	2	15	9	6	0.0	0.0	0	0	0	0	0	0	0	0
<b>NFL totals</b>		<b>79</b>	<b>46</b>	<b>313</b>	<b>222</b>	<b>101</b>	<b>1.0</b>	<b>1.0</b>	<b>2</b>	<b>69</b>	<b>52</b>	<b>0</b>	<b>15</b>	<b>8</b>	<b>6</b>	<b>3</b>
<b>Saints totals</b>		<b>6</b>	<b>2</b>	<b>15</b>	<b>9</b>	<b>6</b>	<b>0.0</b>	<b>0.0</b>	<b>0</b>	<b>0</b>	<b>0</b>	<b>0</b>	<b>0</b>	<b>0</b>	<b>0</b>	<b>0</b>

**ADDITIONAL STATISTICS:** Special Teams Tackles — (2009, 19); (2010, 9); (2011, 7); (2012, 6); (2013, 3); (2014, 4) **Total: 48**; Special Teams Forced Fumbles — (2012, 1) **Total: 1**.

**CAREER HIGHS:** Tackles — 16, vs. New Orleans (12/18/11); Sacks — 1, at Philadelphia (12/28/10); Interceptions — 2, vs. Arizona (10/9/11); Long Interception Return — 52, vs. Arizona (10/9/11); Int. Ret. for TD — 0; Passes Defensed — 3, vs. Arizona (10/9/11); Forced Fumbles — 1 (8x), last at Baltimore (1/8/13); Fumble Recoveries — 1 (6x), last at Cincinnati (12/22/13); Special Teams Tackles — 3 (2x), last vs. Cincinnati (12/13/09).

### POSTSEASON

Year	Team	GP	GS	Tot	TACKLES			Yds	INTERCEPTIONS					FUMBLES		
					Solo	Asst	Sk		No	Yds	Lg	TD	PD	FF	FR	Yds
2009	Minnesota	2	0	0	0	0	0.0	0.0	0	0	0	0	0	0	0	0
2012	Minnesota	1	1	7	6	1	0.0	0.0	0	0	0	0	0	0	0	0
<b>NFL totals</b>		<b>3</b>	<b>1</b>	<b>9</b>	<b>6</b>	<b>3</b>	<b>0.0</b>	<b>0.0</b>	<b>0</b>	<b>0</b>	<b>0</b>	<b>0</b>	<b>0</b>	<b>0</b>	<b>0</b>	<b>0</b>

**ADDITIONAL POSTSEASON STATISTICS:** Special Teams Tackles — (2009, 1); (2012, 2) **Total: 3**

**POSTSEASON CAREER HIGHS:** Tackles — 7, at Green Bay (1/5/13); Sacks — 0; Interceptions — 0; Int. Ret for TD — 0; Passes Defensed — 0; Forced Fumbles — 0; Fumble Recoveries — 0; Special Teams Tackles — 2, at Green Bay (1/5/13).



# JALEN SAUNDERS

# 11

# WR

HEIGHT: 5-9    WEIGHT: 165

COLLEGE: OKLAHOMA

JOINED SAINTS: FA-14

NFL EXPERIENCE: 2

BORN: 9/30/92

**NFL CAREER** – Originally a fourth-round selection by the New York Jets in the 2014 NFL Draft, Saunders was signed by New Orleans in Week 12 off the Seattle Seahawks practice squad to add depth in both the return game and the passing game. The California native spent two seasons with the Sooners and two at Fresno State, finishing his college career with 203 receptions for 3,085 yards (15.2 avg.) and 26 touchdowns. As a Saint, Saunders caught one pass for seven yards, returned nine punts for 99 yards, and brought back three kickoffs for 139 yards, including a 99-yard runback on his first career return, adding a spark to the club's return game.

**CAREER TRANSACTIONS** – Signed by Saints from Seahawks practice squad, 11/19/14; Signed to Seattle Seahawks practice squad, 11/4/14; Released from Cardinals practice squad, 10/25/14; Signed to Arizona Cardinals practice squad, 10/1/14; Waived by Jets, 9/29/14; Signed by Jets to a four-year contract, 5/16/14; Selected in fourth-round (104th overall) by the New York Jets in the 2014 NFL Draft.

**2014** – Appeared in three games for Jets and returned five punts for 26 yards (4.3 avg.) and spent time on the Arizona Cardinals and Seattle Seahawks practice squads before joining the Saints in Week 12. Caught one pass for seven yards and brought back 15 punts for 125 yards and three kickoffs for 139 yards...Played on special teams in first game as a Saint and returned one punt for seven yards vs. Baltimore, Nov. 24...Returned three punts for 68 yards, including a 32-yard return, a season-long for the player and the team vs. Carolina, Dec. 7...Made first career reception for a gain of seven yards vs. Atlanta, Dec. 21, while bringing back first career kickoff return 99 yards to open the game, tied for the fourth-longest in Saints history. Finished with two kickoff returns for 120 yards. Became first player to go 99+ yards on first career kickoff return since Tamarick Vanover of Kansas City who had a 99-yard runback for a touchdown against Seattle on Sept. 3, 1995.

**COLLEGE** – Originally enrolled at Fresno State, playing his first two collegiate seasons with the Bulldogs before transferring to Oklahoma in his junior year...Started 30-of-48 career games, finishing with 203 receptions for 3,085 yards (15.2 average) and 26 touchdowns...Posted a reception of at least 76 yards in each of his four years...As a senior, named third-team All-American at punt returner by Athlon Sports...Selected All-Big 12 first-team at punt returner/kick returner by ESPN.com and Phil Steele...Chosen as All-Big 12 second-team wide

OWNERSHIP

FOOTBALL

ADMINISTRATION

RECORDS

HISTORY



# 11 JalenSAUNDERS WR (cont.)

receiver by both conference coaches and Phil Steele...Started all 13 games finishing the season with 61 receptions for 729 yards (12.0 average) and eight touchdowns, while adding 308 yards and two touchdowns on 20 punt returns (15.4 average)...Caught two touchdown passes, finishing with five receptions for 75 yards in the Sugar Bowl vs. Alabama (1/2/14)...Played in nine games with eight starts in his first year with the Sooners in 2012...posted 62 receptions for 829 yards and three touchdowns, finished seventh in the Big 12 for receiving yards per game and third on team in receptions and receiving yards despite sitting out the first four games due to transferring...As a sophomore at Fresno State in 2011, first-team All-WAC selection and was selected to Phil Steele's All-WAC first-team...Added to the watch list for the Biletnikoff Award on Oct. 11 and registered the ninth 1,000 yards receiving season in school history (1,065) on 50 receptions, recording the second-highest yards per catch average in the nation (21.4)...Led the WAC with 12 touchdown catches, which tied for the third-most in program history and had a touchdown catch in the final seven games of the season.

**PERSONAL** – Recorded 46 receptions for 871 yards (18.9 avg.) and 11 touchdowns in 10 games as a senior at Pleasant Grove (Elk Grove, Calif.) HS... Also rushed for 410 yards and averaged eight yards per carry and scored six touchdowns to total 1,281 yards from scrimmage...Finished with nearly 2,000 all-purpose yards and 22 total touchdowns...Was a first-team selection to *Sacramento Bee* All-Metro team and named All-Purpose Player of the Year in the Delta River League.

## JALEN SAUNDERS

		RECEIVING							RUSHING				
Year	Team	GP	GS	No	Yds	Avg	Lg	TD	Att	Yds	Avg	Lg	TD
2014	N.Y. Jets	3	0	0	0	0.0	0	0			0.0	0	0
2014	New Orleans	6	0	1	7	7.0	7	0	0	0	0.0	0	0
NFL Totals		9	0	1	7	7.0	7	0	0	0	0.0	0	0
Saints Totals		6	0	1	7	7.0	7	0	0	0	0.0	0	0

Year	Team	KICKOFF RETURNS					PUNT RETURNS					
		No	Yds	Avg	Lg	TD	No	FC	Yds	Avg	Lg	TD
2014	N.Y. Jets	0	0	0.0	0	0	6	5	26	4.3	12	0
2014	New Orleans	3	139	46.3	99	0	9	5	99	11.0	32	0
<b>NFL Totals</b>		<b>3</b>	<b>139</b>	<b>46.3</b>	<b>99</b>	<b>0</b>	<b>15</b>	<b>10</b>	<b>125</b>	<b>8.3</b>	<b>32</b>	<b>0</b>
<b>Saints Totals</b>		<b>3</b>	<b>139</b>	<b>46.3</b>	<b>99</b>	<b>0</b>	<b>9</b>	<b>5</b>	<b>99</b>	<b>11.0</b>	<b>32</b>	<b>0</b>

**CAREER HIGHS:** **Receptions** — 1, vs. Atlanta (12/21/14); **Receiving Yards** — 7, vs. Atlanta (12/21/14); **Long Reception** — 7, vs. Atlanta (12/21/14); **Receiving TDs** — 0; **Rushes** — 0; **Rushing Yards** — 0; **Long Rush** — 0; **Rushing TDs** — 0; **Kickoff Returns** — 2, vs. Atlanta (12/21/14); **Kickoff Return Yards** — 120, vs. Atlanta (12/21/14); **Long Kickoff Return** — 99, vs. Atlanta (12/21/14); **Kickoff Returned for TD** — 0; **Punt Returns** — 3 (2x), last at Chicago (12/15/14); **Punt Return Yards** — 68, vs. Carolina (12/7/14); **Long Punt Return** — 32, vs. Carolina (12/7/14); **Punt Returned for TD** — 0.



## ANTHONY SPENCER

99

LB

HEIGHT: 6-3    WEIGHT: 265  
COLLEGE: PURDUE  
JOINED SAINTS: UFA-15 (DAL)  
NFL EXPERIENCE: 9  
BORN: 1/23/84

**NFL CAREER** – After missing the majority of the 2013 season with a knee injury, Anthony Spencer returned in 2014 to contribute to the Dallas Cowboys pass rush, recovering a fumble for a touchdown in the regular season finale and making a sack and forced fumble in the following week's playoff contest. Now further distanced from being sidelined in 2013, Spencer is ready to contribute to the New Orleans defense in 2015. In eight seasons in Dallas, who originally picked him with the 26th selection in the 2007 NFL Draft out of Purdue, he played in 104 games with 67 starts and posted 497 tackles (317 solo), 33 sacks, 17 passes defensed, 12 forced fumbles and six fumble recoveries.

**CAREER TRANSACTIONS** – Signed a one-year contract with New Orleans (UFA-DAL), 4/10/15; Signed a one-year contract with Dallas, 4/26/14; Placed on Reserve/Injured by Dallas with a knee injury, 9/25/13; Signed franchise tender with Dallas, 3/12/13; Designated franchise player by Dallas, 3/4/13; Signed franchise tender with Dallas, 4/23/12; Designated franchise player by Dallas, 3/5/12; Signed a five-year contract with Dallas, 7/26/07; Drafted in the first round (26th overall) of the 2007 NFL Draft by Dallas Cowboys.

**HONORS** – **2012:** Pro Bowl; **2009:** NFC Defensive Player of the Week (Week 17).

**2014** – After being inactive for first three games still recovering from a knee injury suffered in 2013, made a successful comeback, appearing in the final 13 contests and recording 25 tackles (16 solo), 0.5 sack, one pass defensed, one forced fumble and one fumble recovery. In two postseason contests, made two tackles, one sack and one forced fumble...Made 2014 season debut vs. New Orleans, Sept. 28, and had three tackles and a pressure...Posted three stops and three pressures at Seattle, Oct. 12...Had a half sack, one pressure and two tackles vs. Arizona, Nov. 2...Posted a season-high four stops and three pressures at Jacksonville, Nov. 9...Forced a fumble and had one hurry at Chicago, Dec. 4...Tallied two tackles, a pass breakup and recovered a fumble and returned it five yards for his first career touchdown in regular season finale at Washington, Dec. 28...Led the team with six pressures, had one tackle and forced a fumble on a sack in NFC Wild Card Playoff vs. Detroit, 1/4/15. **2013** – Missed all of training camp and the preseason with a knee injury. Returned in Week 2, but was inactive (knee) for the Week 3 contest. Placed on Reserve/Injured (knee) on Sept. 25 after undergoing surgery...Returned in a reserve role at Kansas City, Sept. 15, after missing opener (knee) and notched two tackles and two pressures. **2012** –

OWNERSHIP

FOOTBALL

ADMINISTRATION

RECORDS

HISTORY



Started all 14 games he played, missing two (shoulder), and led team with a career-high 106 tackles, while establishing a career-best with 11.0 sacks en route to first career Pro Bowl as injury replacement...Finished second on team in opener at the N.Y. Giants, Sept. 5, with nine tackles...Had two quarterback takedowns at Seattle, Sept. 16, while adding 10 tackles, and one pass defended...Finished third on squad while tying a career-high with 10 tackles in win over Buccaneers, Sept. 23...After missing next two games (shoulder) returned at Carolina, Oct. 21, to tune of nine tackles and one sack...Had six stops against N.Y. Giants, Oct. 28...Posted five tackles at Atlanta, Nov. 4...Finished with four tackles and split a sack, forcing a fumble on the takedown that was recovered by Jason Hatcher in the end zone for a touchdown at Philadelphia, Nov. 11...Notched six tackles, a sack, a pass defended, one forced fumble and a fumble recovery against Cleveland, Nov. 18...Led team with 10 tackles – his third double-digit stop game – and a pair of sacks on Thanksgiving vs. Washington, Nov. 22...Second on squad with eight tackles to go with one pass defended vs. Philadelphia, Dec. 2...Had a team and career-high 11 tackles and two sacks in win at Cincinnati, Dec. 9...In overtime win vs. Pittsburgh, Dec. 16, had four tackles and 1.5 sacks – his fourth multi-sack game of season and the eighth of career. It also gave him 10.0 sacks on year, improving his season-best...Finished overtime loss vs. New Orleans, Dec. 23, with six stops and one pass defended...Closed out season at Washington, Dec. 30, with eight stops and one sack. **2011** – Finished fourth on the team with 74 tackles, second with six sacks and first with four forced fumbles, starting 15 of the 16 games he played...Had three tackles, a forced fumble and a sack in the season opener at the N.Y. Jets, Sept. 11...In the overtime win at San Francisco, Sept. 18, notched five tackles and a sack...Finished the home-opening win over Washington, Sept. 26, with four tackles and a sack/forced fumble on the Redskins' final attempt to win the game. The fumble was recovered by LB Sean Lee to seal the victory. The takedown gave him four straight games with a sack – the longest streak of his career...Added five tackles and two passes defended vs. Detroit, Oct. 2...Made a season-high seven tackles and a pass defended at New England, Oct. 16...Had five tackles and a sack while blocking his first career field goal against Seattle, Nov. 6...Notched four tackles in overtime win at Washington, Nov. 20...Tied for the team lead with a season-best eight tackles with a sack and a pass defended in the Thanksgiving Day win over Miami, Nov. 24...Had five tackles and a sack in the overtime loss at Arizona, Dec. 4...Tied for second on the team with five tackles and forced a first quarter fumble that was recovered by Bradie James, leading to Dallas' first touchdown in the win at Tampa Bay, Dec. 17...Tied for the team lead vs. Philadelphia, Dec. 24, with six tackles. **2010** – Started all 16 games for the second time in career and finished with 105 tackles (fourth on the team), 5.0 sacks (second), two passes defended, two forced fumbles and two fumble recoveries...Recorded three tackles at Washington, Sept. 12, as the defense held the Redskins offense without a touchdown for third consecutive game...Tied for third on team with seven tackles and recorded first sack of season vs. Chicago, Sept. 19, while helping hold the Bears offense to one-of-11 on third down (9.1%) – the lowest since the defense held the N.Y. Giants to one-of-11 (10/16/05-OT)...Recorded six tackles and a forced fumble that was recovered by CB Terence Newman leading to a field goal at Houston, Sept. 26...Had nine tackles against the

N.Y. Giants, Oct. 25...Notched six tackles and one sack against Jacksonville, Oct. 31...Posted a season-high 10 tackles, ranked third on the team, at Green Bay, Nov. 7...Added eight tackles and recovered one fumble at the N.Y. Giants, Nov. 14...Recorded eight tackles against Detroit, Nov. 21...Tied for the team lead with eight tackles and added one pass defended at Arizona, Dec. 25, as the Dallas defense held the Cardinals to just two-of-11 (18.2%) on third downs...Finished with seven tackles, one forced fumble and two sacks to tie a career-high at Philadelphia, 1/2/11. **2009** – Started all 16 games for the first time in his career and had then career-highs in tackles (98 – third on the team) and sacks (6.0 – third on the team)...In the season-opening win at Tampa Bay, Sept. 13, had five tackles...Notched four tackles and a pass defended in the AT&T Stadium opener against the N.Y. Giants, Sept. 20...Had four tackles and a pass defended against Carolina, Sept. 28 – Dallas' first win at AT&T Stadium...Tied for third on the team with eight tackles against Atlanta, Oct. 25...Tallied a career-best 10 tackles at Green Bay, Nov. 15...Added nine tackles, two passes defended and the first interception of his career to help preserve the win against Washington, Nov. 22...Tied for second on the team with 10 tackles while leading defense with two sacks, his first takedowns of season – in Thanksgiving Day win over Oakland, Nov. 26...Had a forced fumble and six tackles at N.Y. Giants, Dec. 6...Had eight tackles against San Diego, Dec. 13...Tacked on seven tackles, 1.5 sacks, a pass defended and a fumble recovery at previously undefeated New Orleans, Dec. 19...Had five tackles and half a sack as Dallas clinched a playoff berth in the shutout win at Washington, Dec. 27...Had five tackles, two sacks, and a forced fumble in the season finale against Philadelphia, 1/3/10, as the Cowboys posted back-to-back shutouts for the first time in franchise history and claimed their 17th NFC East Division crown...In the Wild Card Playoff Game against Philadelphia, 1/9/10, had three tackles, one sack and one pass defended as he made his first career postseason start and Dallas claimed its first playoff win since 1996...Had a postseason career-high 14 tackles with a sack, two tackles for a loss and a pressure in the Divisional Playoff loss at Minnesota, 1/17/10. **2008** – Played in 12 games to tally 59 tackles, 1.5 sacks, a pass defended, a fumble recovery and seven special teams stops...Made season debut vs. Philadelphia, Sept. 15, to tune of two tackles...Had first career kickoff return for 18 yards against Washington, Sept. 28, after recovering a pop-up kick while also contributing two special teams tackles...Recorded two tackles and a fumble recovery against Cincinnati, Oct. 5...At Arizona, Oct. 12, posted three tackles before suffering a hamstring injury...Returned to action at the N.Y. Giants, Nov. 2, after missing the previous two games (hamstring) and notched eight tackles...Registered three tackles and one sack against San Francisco, Nov. 23...Finished with eight tackles and a half sack against the N.Y. Giants, Dec. 14...Posted a season-best nine tackles against Baltimore, Dec. 14...Tied a season-high with nine stops at Philadelphia, Dec. 28. **2007** – Started the first six games of the season to become the fourth Dallas rookie linebacker to start a season-opener (Lee Roy Jordan-1963, Robert Jones-1992, DeMarcus Ware-2005) and played in all 16 games at linebacker. Tallied 27 tackles, 3.0 sacks (tied for fourth on the team), three stops for loss and 11 special teams tackles...Made his NFL debut as the starter at outside linebacker in place of Greg Ellis against the N.Y. Giants, Sept. 9, and added four tackles...Recorded the first sack of his ca-

OWNERSHIP

FOOTBALL

ADMINISTRATION

RECORDS

HISTORY



reer, along with two tackles and one special teams stop, at Chicago, Sept. 23... Posted eight tackles at Buffalo, Oct. 8... Had his second sack of the year along with one tackle, one pass defended and two special teams stops at the N.Y. Giants, Nov. 11... Against Philadelphia, Dec. 16, recorded two tackles, a sack, one forced fumble and two special teams tackles... In his postseason debut against the N.Y. Giants, 1/13/08, posted one tackle and a stop on special teams.

**COLLEGE** – Started 36-of-47 games at Purdue, recording 155 tackles (106 solo), two fumble recoveries, 13 passes defended and one blocked kick. Ranked fifth in school history with 21.0 sacks and seventh with 44 tackles for a loss. His 11 career forced fumbles were ranked second in school history... Earned first-team All-American honors from *The NFL Draft Report*, second-team honors from Rivals.com and the Walter Camp Foundation, third-team honors from the *AP* and honorable mention from *Pro Football Weekly*... Finalist for Ted Hendricks Award, given to the top defensive end in nation, and a quarterfinalist for the Lott Trophy, given to the defensive impact player of the year... Defensive co-captain as senior at strong-side defensive end, ranking second on team with a career-high 93 tackles (69 solo) and leading the team with 10.5 sacks – seventh in school history. Also added 26.5 tackles for a loss, ranked first in the Big Ten, second in the nation, second in school history and fifth in Big Ten history. Also had five quarterback pressures, a blocked kick, six passes defended, five forced fumbles and a fumble recovery... Started all 11 games at strong-side defensive end as junior and posted 23 tackles (16 solo), three sacks, 7.5 tackles for a loss, three forced fumbles, a fumble recovery and a pass defended... As a sophomore, named to Hendricks Award watch list and went on to earn All-Big Ten Conference honorable mention from league coaches and media. Started every game and tied for conference lead with three forced fumbles along with 33 tackles (18 solo), 7.5 sacks, 9.5 tackles for a loss and six passes defended... Appeared in 10 games as a reserve, but played mostly on special teams as redshirt freshman and finished with six tackles... Majored in African-American studies and minored in law society.

**PERSONAL** – Was a three-year starter at nose guard and fullback at Bishop Luers (Fort Wayne, Ind.) HS... Two-time All-State and three-time All-Area and All-Conference selection... Named the Indianapolis Star's Defensive Lineman of the Year as senior, when his team won the Class 2A State Championship... Posted 65 tackles, 24 tackles for a loss, 7.0 sacks, seven fumble recoveries and one interception... As a fullback, rushed for more than 600 yards and 13 touchdowns, averaging 9.1 yards per carry... Closed out career as school's record holder with 73 tackles for a loss and 27.0 sacks... Also lettered twice in basketball... Was active in supporting the Cowboys' community affairs department in several initiatives during his career in Dallas.

## ANTHONY SPENCER

Year	Team	GP	GS	Tot	TACKLES			Yds	INTERCEPTIONS					FUMBLES		
					Solo	Asst	Sk		No	Yds	Lg	TD	PD	FF	FR	Yds
2007	Dallas	16	6	28	14	14	3.0	24.0	0	0	0	0	0	1	0	0
2008	Dallas	12	0	59	24	35	1.5	11.0	0	0	0	0	1	0	1	0
2009	Dallas	16	16	98	64	34	6.0	59.0	1	-3	-3	0	7	2	2	0
2010	Dallas	16	16	105	62	43	5.0	34.0	0	0	0	0	2	2	1	0
2011	Dallas	16	15	74	57	17	6.0	22.0	0	0	0	0	2	4	0	0
2012	Dallas	14	14	106	78	28	11.0	82.0	0	0	0	0	4	2	1	0
2013	Dallas	1	0	2	2	0	0.0	0.0	0	0	0	0	0	0	0	0
2014	Dallas	13	0	25	16	9	0.5	2.0	0	0	0	0	1	1	1	5
NFL Totals		104	67	497	317	180	33.0	234.0	1	-3	-3	0	17	12	6	5

**ADDITIONAL STATISTICS:** Special Teams Tackles — (2007, 11); (2008, 7); **Total: 18**; Kickoff Returns — (2008, 1 for 18 yds.); **Total: 1 for 18 yds.**

**CAREER HIGHS:** Tackles — 11, at Cincinnati (12/9/12); Sacks — 2 (5x), last vs. Washington (11/22/12); Interceptions — 1, vs. Washington (11/22/09); Int. Ret for TD — 0; Passes Defensed — 2 (2x), last vs. Washington (11/22/09); Forced Fumbles — 1 (12x), last at Chicago (12/4/14); Fumble Recoveries — 1 (6x), last at Washington (12/28/14).

### POSTSEASON

Year	Team	GP	GS	Tot	TACKLES			Yds	INTERCEPTIONS					FUMBLES		
					Solo	Asst	Sk		No	Yds	Lg	TD	PD	FF	FR	Yds
2007	Dallas	1	0	1	1	0	0.0	0.0	0	0	0	0	0	0	0	0
2009	Dallas	2	2	17	11	6	2.0	12.0	0	0	0	0	1	0	0	0
2014	Dallas	2	0	2	0	2	1.0	9.0	0	0	0	0	0	1	0	0
NFL Totals		5	2	20	12	8	3.0	21.0	0	0	0	0	1	1	0	0

**POSTSEASON CAREER HIGHS:** Tackles — 14, at Minnesota (1/7/10); Sacks — 1 (3x), last vs. Detroit (1/4/15); Interceptions — 0; Int. Ret for TD — 0; Passes Defensed — 1, vs. Philadelphia (1/9/10); Forced Fumbles — 1, vs. Detroit (1/4/15); Fumble Recoveries — 0.



## C.J. SPILLER

28

RB

HEIGHT: 5-11 WEIGHT: 200  
COLLEGE: CLEMSON  
JOINED SAINTS: UFA-15 (BUF)  
NFL EXPERIENCE: 6  
BORN: 8/5/87

**NFL CAREER** — C.J. Spiller comes to the Saints entering his sixth season in the NFL. Since first coming into the league in 2010 as a first round draft pick of the Buffalo Bills (ninth overall), Spiller has been one of the NFL's most explosive players. In five seasons in Buffalo, he played in 70 games with 36 starts and carried 668 times for 3,321 yards (5.0 avg.) with 12 touchdowns, recorded 158 receptions for 1,195 yards with six touchdowns, brought back 25 punts for 302 yards (12.1 avg.) and returned 60 kickoffs for 1,463 yards (24.4 avg.) with two touchdowns.

**CAREER TRANSACTIONS** — Agreed to terms with New Orleans on a four-year contract (UFA-BUF), 3/13/15; Activated by Buffalo from Injured Re-

serve/Designated to Return, 12/15/14; Placed by Buffalo on Injured Reserve/Designated to Return (collarbone), 10/21/14; Signed by Buffalo to a five-year contract, 8/6/10; Selected by Buffalo Bills in the first round (ninth overall) of the 2010 NFL Draft.

**HONORS** – **2012:** Pro Bowl; FedEx Ground Player of the Week (Week One).

**2011:** FedEx Ground Player of the Week (Week 16). **2010:** AFC Special Teams Player of the Week (Week Three).

**2014** – Started five-of-nine games he participated in for Buffalo and rushed for 300 yards on 78 carries, while catching 19 passes for 125 yards and a touchdown. Also brought back 10 kickoffs for 306 yards (30.6 avg.) with one touchdown... In season opener at Chicago, Sept. 7, started and tallied 53 rushing yards on 15 carries and 11 yards on three receptions, including a seven-yard touchdown grab... Returned a career-long 102 yard kickoff return for a touchdown vs. Miami, Sept. 14. Also carried the ball 12 times for 69 yards (5.8 avg.) and caught a nine-yard pass... Tallied 25 rushing yards and caught three passes for 37 yards vs. San Diego, Sept. 21... Carried 15 times for 60 yards and caught three passes for 24 yards at Houston, Sept. 28... Started and broke off a season-best 53-yard run in second quarter vs. Minnesota, Oct. 19 to help set up a field goal before suffering a collarbone injury that forced him to be placed on Injured Reserve/Designated to Return before returning to action for final two contests of season. **2013** – Played in 15 games for Buffalo, starting 10. Carried 202 times for 933 yards (4.6 avg.) with two touchdowns and made 33 receptions for 185 yards. Tallied more than 100 yards rushing four times... Gained 103 yards on 16 attempts (6.4 avg.) and 14 yards on three receptions vs. Carolina, Sept. 15... Played in 50th career game and made his 25th career start vs. Baltimore, Sept. 29 and tallied 77 yards on 23 carries... Carried eight times for 66 yards, including a 54-yard touchdown scamper at Cleveland, Oct. 3... Carried 10 times for 55 yards, including a 19-yard run and added 2 receptions for 11 yards vs. Cincinnati, Oct. 13... Inactive due to injury at New Orleans, Oct. 27... Returned to action and tallied a season-high 116 yards rushing on 12 carries and added two receptions for 39 yards vs. Kansas City, Nov. 3... Tallied 149 yards on the day vs. Atlanta, Dec. 1 – the second most in his career. 77-yard run in the first quarter marked a career long carry and later scored on a 36 yard dash in the fourth quarter... Racked up 67 yards on 13 carries at Jacksonville, Dec. 15... Started and gained 77 yards on 20 carries and added 26 yards on three receptions vs. Miami, Dec. 22... Carried 19 times, rushing for 105 yards-marking the 10th time in his career having crossed the century mark at New England, Dec. 29. Also added five receptions for 28 yards. **2012** – Selected to the Pro Bowl after finishing the year with 1,244 yards on 207 carries (6.0 avg.) and six touchdowns and also tallied 459 yards on 43 catches and two touchdowns... In season opener at N.Y. Jets, Sept. 9, tallied a career-high 169 yards rushing on 14 carries (12.1 avg.), including a second quarter 56-yard touchdown run. Also notched two receptions for 25 yards... Vs. Kansas City, Sept. 16, tallied 123 yards on 15 carries (8.2 avg.), as well as three catches for 47 yards with back-to-back 100-yard games for the first time in his career... Tallied 16 yards rushing on four carries and 42 yards with one touchdown on two catches before leaving the game

with an injury in the first quarter at Cleveland, Sept. 23. Scored on a 32-yard reception, extending his TD streak to six games, the longest by a Bill since running back Thurman Thomas' six-game streak in 1990 (games 10-15)...Finished with 33 yards on eight carries and two catches for five yards vs. New England, Sept. 30...Recorded a game-high 88 yards on 12 carries (7.3 avg.) with one touchdown and also notched 22 yards on four receptions at Arizona, Oct. 14...Tallied 70 yards on 12 carries (5.8 avg.) and 32 yards on six receptions vs. Tennessee, Oct. 21...Tallied six carries for 39 yards (6.5 avg.) and five receptions for 63 yards (12.6 avg.) at Houston, Nov. 4...Had nine carries for 70 yards (7.8 avg.) and four catches for 61 yards (15.3 avg.) at New England, Nov. 11...Tallied game-high 91 rushing yards on 22 carries (4.1 avg.) and also had three catches for 39 yards (13.0 avg.) vs. Miami, Nov. 15...Had game-high 107 yards on 14 carries (7.6 avg.) at Indianapolis, Nov. 25...Finished with 77 yards on 14 carries, including a 44-yard touchdown scamper and added one seven-yard catch vs. Jacksonville, Dec. 2...Tallied 37 yards on seven carries (5.3 avg.) and a 15-yard catch vs. St. Louis, Dec. 9...Tallied 103 yards on 17 carries (6.1 avg.) as he reached 1,000 yards for the first time vs. Seattle, Dec. 16...Gained 138 yards on 22 carries (6.3 avg.), including a 62-yard run, and 35 yards on four receptions at Miami, Dec. 23...Tallied 59 yards on 24 carries and 72 yards on two receptions vs. N.Y. Jets, Dec. 30. **2011** – Played in all 16 games in his second season with 11 starts. Carried 107 times for 561 yards (5.2 avg.) with four touchdowns, caught 39 passes for 269 yards with two touchdowns, brought back 13 punts for 127 yards (9.8 avg.) and returned six kickoffs for 143 yards. Took over starting RB duties in Week 13 and totaled 563 scrimmage yards for weeks 13-17, fifth-most in the AFC. Ranked fifth in the AFC in yards per carry...Scored the first rushing touchdown of his career on a nine-yard scamper at Kansas City, Sept. 11...Gained 63 rushing yards and added a 26-yard scamper in the fourth quarter to help set up a TD, giving Bills a 31-28 lead vs. Oakland, Sept. 18...Notched two carries for 13 yards and two catches for three yards vs. Philadelphia, Oct. 9...Started split out as a WR and recorded five catches for 39 yards and two punt returns for 11 yards at N.Y. Giants, Oct. 16...Tallied two catches for nine yards and had three punt returns for 22 yards, including a long of 13 yards vs. Washington, Oct. 30...Had one carry for a yard, also returned two kickoffs for 61 yards with a long of 35 yards at Dallas, Nov. 13...Had three carries for two yards, two catches for 18 yards, returned four punts for 60 yards, including a career-long 45-yard runback and had three kickoff returns for 66 yards at Miami, Nov. 20...Made his first career-road start at RB and tallied a team-high 55 yards on 19 carries, also had three catches for 15 yards and one punt return for nine yards at N.Y. Jets, Nov. 27...Led team with 83 yards on 14 carries, including a 35-yard TD run and also tallied three catches for 19 yards for 102 scrimmage yards vs. Tennessee, Dec. 4...Had 91 rushing yards on 12 carries (7.6 avg.), a game-high and career-high nine receptions for 76 yards, including two touchdowns on a 24-yard run and a three-yard catch to total 167 scrimmage yards vs. Miami, Dec. 18...Tallied 111 yards on 16 carries (6.9 avg.), including a 38-yard run and a touchdown in his first career 100-yard game vs. Denver, Dec. 24...Had 60 yards on 13 carries and 40 receiving yards on four catches with a touchdown at New England, 1/1/12. **2010** – Played in 14 games with one start as a rookie for Buffalo and finished with 74 carries for

OWNERSHIP

FOOTBALL

ADMINISTRATION

RECORDS

HISTORY



283 yards (3.8 avg.), caught 24 passes for 157 yards with one touchdown, returned 12 punts for 175 yards (14.6 avg.) and brought back 44 kickoffs for 1,014 yards with one touchdown...Vs. Green Bay, Sept. 19, returned six kickoffs for 174 yards and caught four passes for 23 yards...Scored his first two career touchdowns at New England, Sept. 26—a five-yard reception and a 95-yard kickoff return. Also added four rushes for 29 yards...Returned seven kickoffs for 146 yards, posted five carries for 31 yards and a three-yard grab vs. Jacksonville, Oct. 10...Produced 33 rushing yards on seven carries, adding 75 kickoff return yards on three attempts, at Baltimore, Oct. 24...Posted 14 rushing yards and returned three punts for 44 yards before leaving the game with a hamstring injury and did not return vs. Detroit, Nov. 14...Posted a 41-yard reception, finishing with two catches for 54 yards and 30 rushing yards on six carries vs. New England, Dec. 26...Returned four kickoffs for 81 yards, two punts for 41 yards and carried the ball three times for five yards at N.Y. Jets, 1/2/12.

**COLLEGE** – Led ACC in all-purpose yards with 7,588 in his career, finishing second in NCAA Division I history. First player in conference history with at least 1,000 yards rushing (1,212) and 500 receiving (503) in same season (2009). Tied an all-time NCAA record with eight kickoff return touchdowns. Joins former Saints running back Reggie Bush as the only college football players in history with 3,000 yards rushing (3,547), 1,500 yards on kickoff return yards (2,052), 1,000 in receiving yards (1,420) and 500 in punt return yards (569). Set 31 Clemson records, including all-purpose running, returns for touchdowns and many others. Sixth player in ACC history with 3,000 rushing yards and 1,000 receiving yards in a career. Had 21 touchdowns of 50 yards or more. Had a career-best time of 6.58 in the 60 and 10.22 in the 100 meters...As a senior in 2009, was the College Football Performance Awards Kickoff Returner Trophy recipient, the first award at the position in college football history...Unanimous All-American selection, becoming first player in Clemson history to receive that honor...Finalist for the Doak Walker Award, given to the nation's top running back...First-team All-ACC choice and named ACC Player of the Year, becoming the first Tiger since 1987...Finished sixth in the 2009 Heisman Trophy voting...Returned four kickoffs and a punt for touchdowns, ranking second in the ACC and 14th in the country with an average of 32.83 yards on 23 kickoff returns for 755 yards...Led the team with a career-best 1,212 rushing yards and 12 touchdowns on 216 carries...Finished third on the team with 36 catches for 503 yards and four touchdowns...Received a bachelor's degree in sociology.

**PERSONAL** – Totaled 5,511 career rushing yards on 541 carries in his prep career at Union County (Lake Butler, Fla.) HS...Scored 39 career total touchdowns...A three-time all-state selection...Was tabbed as both a first-team All-USA *Today* and *Parade* All-American selection...EA Sports second-team All-American...Played in the U.S. Army All-American game and was also selected to play in the California-Florida High School All-Star game...As a senior, carried the ball 176 times for 1,840 yards along with 30 touchdowns, added 15 catches for 249 yards...One of the top track athletes in Florida and the state champion in the 100m (10.42) and 200m.

## C.J. SPILLER

Year	Team	GP	GS	Att	RUSHING				Lg	TD	RECEIVING				
					Yds	Avg					No	Yds	Avg	Lg	TD
2010	Buffalo	14	1	74	283	3.8			20	0	24	157	6.5	41	1
2011	Buffalo	16	11	107	561	5.2			38	4	39	269	6.9	19	2
2012	Buffalo	16	9	207	1,244	6.0			53	6	43	459	10.7	66t	2
2013	Buffalo	15	10	202	933	4.6			77	2	33	185	5.6	27	0
2014	Buffalo	9	5	78	300	3.8			47	0	19	125	8.1	25	1
<b>NFL Totals</b>		<b>70</b>	<b>36</b>	<b>668</b>	<b>3,321</b>	<b>5.0</b>			<b>77</b>	<b>12</b>	<b>158</b>	<b>1,195</b>	<b>7.6</b>	<b>66t</b>	<b>6</b>

KICKOFF RETURNS						
Year	Team	No	Yds	Avg	Lg	TD
2010	Buffalo	44	1,014	23.0	95t	1
2011	Buffalo	6	143	23.8	35	0
2012	Buffalo	0	0	0.0	0	0
2013	Buffalo	0	0	0.0	0	0
2014	Buffalo	10	306	30.6	102t	1
<b>NFL Totals</b>		<b>60</b>	<b>1,463</b>	<b>24.4</b>	<b>102t</b>	<b>2</b>

**ADDITIONAL STATISTICS:** Punt Returns — (2010, 12 ret. for 175 yds., 14.6 avg., 34 LG); (2011, 13 ret. for 127 yds., 9.8 avg., 45 LG) **Total: 25 ret. for 302 yds., 12.1 avg., 45 LG.**

**CAREER HIGHS:** Rushes — 24 (2x), last vs. New York Jets (12/30/12); **Rushing Yards** — 169, at New York Jets (9/9/12); **Long Rush** — 77, vs. Atlanta (12/1/13); **Rushing TDs** — 2, vs. Kansas City (9/16/12); **Receptions** — 9, vs. Miami (12/18/11); **Receiving Yards** — 76, vs. Miami (12/18/11); **Long Reception** — 66t, vs. New York Jets (12/30/12); **Receiving TDs** — 1 (6x), last at Chicago (9/7/14); **Kickoff Returns** — 7, vs. Jacksonville (10/10/10); **Kickoff Return Yards** — 189, at New England (9/26/10); **Long Kickoff Return** — 102t, vs. Miami (9/14/14); **Kickoff Returned for TD** — 1 (2x), last vs. Miami (9/14/14).



## ZACH STRIEF

64

T

HEIGHT: 6-7 WEIGHT: 320  
COLLEGE: NORTHWESTERN  
JOINED SAINTS: 07A-06  
NFL EXPERIENCE: 10  
BORN: 9/22/83

**NFL CAREER** — This former seventh-round draft pick's successfully held down right tackle since 2011, also serving as an offensive team captain for the past three campaigns. In 2014, the former Northwestern standout blocked for an offense ranked first in the NFL in net yards per game (411.4), opening all 16 contests for the first time. After serving as a capable reserve at both tackle positions, as a blocking tight end and on special teams for his first five seasons, Strief's been able to use his tremendous size and strength to his advantage as the starter on right side since 2011. He's played in 125 career games with 61 starts. Strief is also one of the Saints' most community-minded players, involving himself in numerous charitable and educational programs and events.

**CAREER TRANSACTIONS** — Agreed to terms on a five-year contract,



3/17/14; Agreed to terms on a three-year contract, 8/2/11; Re-signed to a one-year contract (RFA), 4/12/10; Re-signed to a one-year contract (RFA), 4/13/09; Signed to a three-year contract, 7/20/06; Selected in the seventh round (210th overall) of the 2006 NFL Draft.

**HONORS** – **2013:** ESPN.com All-Pro (John Clayton). **2011:** Madden Most Valuable Protectors of the Year (Offensive Line Award); Madden Most Valuable Protectors Award (Week 9, Offensive Line). **2009:** Madden Most Valuable Protectors of the Year (Offensive Line Award).

**2014** – One of six season-long team captains. Started all 16 games at right tackle, the first time in his career he opened every contest. Blocked for the NFL's top ranked offense in net yards per game (411.4). **2013** – One of six season-long team captains. Started all 15 games he appeared in at right tackle, missing contest at New England, Oct. 13, due to an ankle injury. Also opened both postseason contests. Blocked for an offense that ranked fourth in the NFL in net yards per game (399.4)...Helped the offense put together 465 net yards vs. Miami, Sept. 30...Contributed to an offensive line that paved the way for an NFL-record 40 first downs and team-best 625 net yards and helped Mark Ingram rush for a career-high 145 yards...In NFC Wild Card Playoff at Philadelphia, 1/4/14, blocked for a rushing offense that gained 185 yards, including 97 yards by Ingram.

**2012** – One of six season-long team captains. Started all 12 games he appeared in at right tackle and missed three contests (Weeks 10-12) with a groin injury and Week 15 with an ankle injury. Part of an offensive front that gave up only 26 sacks, tied for the third fewest in the league. Blocked for an offense that finished second in the NFL in net yards per game (410.9) and third in scoring (28.8 ppg.)...Helped the offense put together 474 total net yards at Green Bay, Sept. 30...Part of a unit that helped Drew Brees set the NFL record for consecutive games with a touchdown pass (48) vs. San Diego, Oct. 7...Contributed to an offense that gained 458 total net yards without allowing a sack for the first time in 2012 at Tampa Bay, Oct. 21...Helped the rushing attack gain 140 yards vs. Philadelphia, Nov. 5, while yielding just one sack on the evening. Part of a line that allowed Brees to complete 74.1% of his passes (20-27) while keeping his jersey clean...Contributed to offensive line that paved the way for season-high 562 net yards at Dallas, Dec. 23. **2011** – Started all 11 regular season games and both postseason contests he played in at right tackle. Inactive for five games (Weeks 4-8) due to knee injury. Part of a line that relinquished only 24 sacks, tied for second fewest in the NFL, giving up only five in the last eight games. Blocked for an offense that set an NFL single-season record with 7,474 yards, winning the 2011 Madden Protectors Award for the second time in three years...Started the opener at Green Bay, Sept. 8, helping the offense gain 477 total net yards...Suffered knee injury vs. Houston, Sept. 25, which sidelined him for the next five games...Upon his return vs. Tampa Bay, Nov. 6, Strief and the offensive line were awarded the Madden Most Valuable Protectors Award for Week 9. They surrendered zero sacks and helped the offense rush for 195 yards...Part of an effort that allowed no sacks for the second consecutive week in an overtime win at Atlanta, Nov. 13...Helped pave the way for 205 yards rushing and 577 net yards of total offense, while not giving up a sack vs. N.Y. Giants, Nov. 28...Contributed to an offense that put to-

gether 573 total net yards at Minnesota, Dec. 18, while holding the ball for a season-best 38:49 and keeping Brees' jersey clean...Part of an effort vs. Atlanta, Dec. 26, where the line blocked for Brees as he set what was then the NFL's single-season passing yardage record when he threw for 307 yards and four touchdowns...Vs. Carolina, 1/1/12, contributed to offense gaining 617 total net yards, while not surrendering a takedown...Following week in NFC Wild Card Playoff vs. Detroit, helped the offense set an NFL postseason record with 626 total net yards, making the Saints only team in NFL history to have two 600-yard performances in same season (regular season and postseason). **2010** – Played in 14 games, starting two as a blocking tight end. Inactive for first two contests (knee)...Also appeared in NFC Wild Card Playoff at Seattle on special teams and as a blocking tight end. **2009** – Played in all 16 games for the third straight season, primarily on special teams and as an extra blocking tight end and opened two contests at left tackle...Saw extended playing time at left tackle at Buffalo, Sept. 27, after Jermon Bushrod left with an ankle injury and also played on special teams...Started at left tackle vs. N.Y. Jets, Oct. 4, and helped block for team's 153 rushing yards and zero sacks allowed in 24-10 win...Started at left tackle and played on the line in a rotation, helping to lead team to a 38-7 win with zero sacks allowed and 183 yards rushing at Tampa Bay, Nov. 23...Played on special teams in first half and took over at right tackle in second half at Carolina, 1/3/10...Played on special teams and as blocking tight end in all three postseason wins. **2008** – Played in all 16 games and received the starting nod at left tackle at Chicago, Dec. 11 in place of an injured Jammal Brown...Also saw extended time at left tackle in contests at Denver, Sept. 21, vs. Atlanta, Dec. 7 and at Detroit, Dec. 21...Played right tackle in second half after Jon Stinchcomb left with back spasms vs. Minnesota, Oct. 6...Appeared on special teams in every contest, and also served as an extra tight end in short yardage situations. **2007** – Played in all 16 games, primarily on special teams, starting at left tackle at Houston, Nov. 18, in place of an injured Brown...Also saw extended time at left tackle vs. St. Louis, Nov. 11, when Brown departed in first quarter...Periodically played as a tight end in jumbo offensive packages. **2006** – Played in nine games, making his first career start at left tackle at Tampa Bay, Nov. 5. Didn't allow a sack and was praised by the coaching staff following the contest for a solid performance after seamlessly stepping into the lineup for Brown...Inactive for seven games...Appeared in both postseason games on special teams.

**COLLEGE** – Anchored Northwestern's offensive line his final three seasons, starting 40 games at right tackle...Recognized as a first-team All-American by the Football Writers Association of America and was consensus second-team All-Big Ten as a senior...A key performer on a record-setting offense that averaged more than 500 net yards per game and ranked fourth nationally...Second-team All-Big Ten in 2004...Became a full-time starter as a sophomore in 2003...Majored in communication studies and minored in business institutions.

**PERSONAL** – Attended Milford (Ohio) HS, where he allowed zero sacks as a senior and only one as a junior...Also lettered in basketball and track at Milford...Full name: Zachary David Strief...Born Sept. 22, 1983 in Cincinnati, Ohio.



## ZACH STRIEF

**Games Played/Started:** New Orleans — (2006, 9/1); (2007, 16/1); (2008, 16/1); (2009, 16/2); (2010, 14/2); (2011, 11/11); (2012, 12/12); (2013, 15/15); (2014, 16, 16) **Totals: 125/61**

**POSTSEASON**

**Games Played/Started:** New Orleans — (2006, 2/0); (2009, 3/0); (2010, 1/0); (2011, 2/2); (2013, 2/2) **Totals: 10/4**

VINNIE  
SUNSERI

43

S

**HEIGHT: 6-0    WEIGHT: 210****COLLEGE: ALABAMA****JOINED SAINTS: D5A-14****NFL EXPERIENCE: 2****BORN: 9/27/93**

**NFL CAREER** – Vinnie Sunseri brought speed, athleticism and youth to the club's special teams units and also saw action in the secondary before suffering a midseason season-ending arm injury that forced him to be placed on Injured Reserve. The first of the club's two fifth-round picks in 2014, he made six stops in kick coverage and added one more as a reserve defensive back, playing in nine games on the year.

**CAREER TRANSACTIONS** – Placed on Injured Reserve, 11/12/14; Signed to a four-year contract, 5/16/14; Selected in the fifth round (167th overall) in the 2014 NFL Draft.

**2014** – Played in nine games, contributing primarily on special teams...Finished with six special teams tackles and added one solo stop on defense...Made his NFL debut on special teams at Atlanta, Sept. 7...Had two special teams stops at Cleveland, Sept. 14 and vs. San Francisco, Nov. 9...Recorded first career defensive tackle at Carolina, Oct. 30.

**COLLEGE** – Opened 14 of 34 games at the University of Alabama, posting 105 tackles, 1.5 sacks, four interceptions, two brought back for touchdowns, 12 passes defended, one forced fumble and three fumble recoveries...Posted 20 tackles, two interceptions returned for touchdowns and six passes defended, starting the first seven games as a senior before suffering a torn ACL...Graduated with a bachelor's degree in business management in 2015.

**PERSONAL** – Recorded 144 stops for Northridge (Tuscaloosa, Ala.) HS as a senior, adding three interceptions, four fumble recoveries and two TDs as he was a first-team ASWA All-State selection and an ASWA Super 12 selection...Made 107 tackles as a junior at Marvin Ridge (Waxhaw, N.C.) HS, with two sacks and five interceptions, while also rushing for 305 yards and three TDs...Father Sal is


defensive line coach with the Oakland Raiders and has previously coached at Florida State, Alabama, the Carolina Panthers, Michigan State, LSU, Alabama A&M, Louisville, Illinois State, Iowa Wesleyan and Pittsburgh...Born Vinnie Salvatore Sunseri on Sept. 27, 1993 in Pittsburgh, Pa.

## VINNIE SUNSERI

Year	Team	GP	GS	Tot	TACKLES			Yds	INTERCEPTIONS					FUMBLES		
					Solo	Asst	Sk		No	Yds	Lg	TD	PD	FF	FR	Yds
2014	New Orleans	9	0	1	1	0	0.0	0.0	0	0	0	0	0	0	0	0
<b>NFL totals</b>		<b>9</b>	<b>0</b>	<b>1</b>	<b>1</b>	<b>0</b>	<b>0.0</b>	<b>0.0</b>	<b>0</b>	<b>0</b>	<b>0</b>	<b>0</b>	<b>0</b>	<b>0</b>	<b>0</b>	<b>0</b>

**ADDITIONAL STATISTICS:** Special Teams Tackles — (2014, 6) **Total: 6.**

**CAREER HIGHS:** Tackles — 1, at Carolina (10/30/14); Sacks — 0; Interceptions — 0; Passes Defensed — 0; Forced Fumbles — 0; Fumble Recoveries — 0; Special Teams Tackles — 2 (2x), last vs. San Francisco (11/9/14).



## ANDY TANNER

14

WR

HEIGHT: 6-0 WEIGHT: 183  
COLLEGE: MIDWESTERN STATE  
JOINED SAINTS: FA-10  
NFL EXPERIENCE: 2  
BORN: 5/16/88

**NFL CAREER** – Originally signed as an undrafted free agent out of Midwestern State after competing in a rookie camp on a tryout basis in 2010, Tanner has spent parts of four seasons on the club's practice squad.

**CAREER TRANSACTIONS** – Placed on injured reserve, 5/21/15; Waived/injured, 5/20/15; Placed on injured reserve, 8/25/14; Signed to reserve/future contract, 1/11/14; Signed to practice squad, 9/18/13; Waived, 9/12/13; Signed to practice squad, 9/2/12; Waived, 8/31/12; Signed to reserve/future contract, 1/18/12; Released from practice squad, 1/14/12; Re-signed to practice squad, 1/9/12; Released from practice squad, 1/6/12; Re-signed to practice squad, 1/2/12; Released from practice squad, 12/31/11; Re-signed to practice squad, 12/27/11; Released from practice squad, 12/26/11; Re-signed to practice squad, 12/19/11; Released from practice squad, 12/17/11; Re-signed to practice squad, 12/12/11; Released from practice squad, 12/10/11; Re-signed to practice squad, 12/5/11; Released from practice squad, 12/3/11; Re-signed to practice squad, 11/30/11; Released from practice squad, 11/29/11; Re-signed to practice squad, 11/9/11; Released from practice squad, 11/5/11; Re-signed to practice squad, 11/2/11; Released from practice squad, 10/29/11; Re-signed to practice squad, 10/18/11; Released from practice squad, 10/15/11; Re-signed to practice squad, 10/12/11; Released from practice squad, 10/8/11; Signed to practice squad, 9/4/11; Waived, 9/3/11; Signed to reserve/future contract, 1/13/11; Released from practice squad, 1/7/11; Signed to practice squad,



# 14 AndyTANNER WR (cont.)

12/29/10; Waived, 8/31/10; Signed by Saints as a rookie free agent, 5/13/10, after participating in the rookie minicamp as a tryout player.

**2014** – Spent season on Injured Reserve. **2013** – Inactive for season opener vs. Atlanta, Sept. 8 and spent remainder of season on practice squad. In the preseason, posted six receptions for 92 yards (15.3 avg.) and two TDs. **2012** – Spent most of season on practice squad. In the preseason, posted eight receptions for 120 yards (15.0 avg.). **2011** – Spent most of season on practice squad. In the preseason, made four receptions for 53 yards (13.3 avg.). **2010** – Spent the post-season on the practice squad.

**COLLEGE** – Played in 38 games at Division II Midwestern State, catching 120 passes for 1,716 yards and 20 touchdowns...Honorable mention All-America and first-team All-Lone Star Conference, as senior, totaling 75 receptions for 1,186 yards and 12 TDs...Graduated with a bachelor's degree in accounting in 2014.

**PERSONAL** – Two-time all-district selection at Rockwall (Texas) HS...Born May 16, 1988.



**NICK  
TOON**

**88**

**WR**

HEIGHT: 6-4    WEIGHT: 218  
COLLEGE: WISCONSIN  
JOINED SAINTS: 04-12  
NFL EXPERIENCE: 4  
BORN: 11/4/88

**NFL CAREER** – Nick Toon returns to the Saints for his fourth season in 2015 after being selected in the fourth round (122nd overall) of the 2012 NFL Draft. The former University of Wisconsin standout played in eight games with two starts for the Black and Gold in 2014, posting career-highs with 17 receptions for 215 yards and a touchdown. The tall, sure-handed target will continue to compete for more extensive playing time in the New Orleans receiver rotation after marked improvement as a professional each season after a standout college career where he followed in his father's, Al, footsteps, who left as the school's leading receiver in 1985 and became a three-time Pro Bowl wideout for the New York Jets.

**CAREER TRANSACTIONS** – Placed on injured reserve, 8/31/12; Signed to a four-year contract, 7/16/12; Selected in the fourth round (122nd overall) of 2012 NFL Draft.

**2014** – Played in eight games with two starts and recorded career-highs with 17 receptions for 215 yards and one touchdown...Posted three receptions for 42 yards vs. Baltimore, Nov. 24...Made first start of the season at Pittsburgh, Nov. 30, and caught two passes for 17 yards and first-career touchdown on an 11-yard catch and run...Set career-highs vs. Carolina, Dec. 7, with four receptions for 45

yards...Tied career-high in grabs with four receptions for 43 yards at Chicago, Dec. 15...Hauled in three passes for 44 yards and rushed once for four yards vs. Atlanta, Dec. 21...Caught a 24-yard pass at Tampa Bay, Dec. 28, while receiving the start. **2013** – Appeared in eight contests with three starts and posted four receptions for 68 yards...Received first start vs. Miami, Sept. 30, and made first career reception for 18 yards...Started and caught a career-long 35-yard pass at Chicago, Oct. 6...Inactive for eight regular season games and both postseason contests. **2012** – Appeared in two preseason contests, recording two receptions for six yards, before suffering a season-ending foot injury.

**COLLEGE** – Appeared in 47 games with 31 starts, recording 171 catches for 2,447 yards and 18 touchdowns, finishing career ranked in top five in Badgers history in all three categories...Earned second-team All-Big Ten accolades from league coaches and honorable mention from media as he started all 13 games, recording a team-high 64 receptions for 926 yards (14.5 avg.) with 10 TDs as redshirt senior...Catch total tied for third on the school season-record list, yardage ranked fifth and receiving touchdown total ranked second...Played in nine games as a redshirt junior, starting seven contests at split end, as he finished second on the team in receiving with 36 catches for 459 yards (12.8 avg.) and three TDs. Added 10 yards on two carries...Received All-Big Ten honorable mention honors as he played in 13 games with 11 starts as a redshirt sophomore while leading team with 54 receptions for 805 yards and four TDs...Appeared in 12 games and recorded 17 receptions for 257 yards with a TD as a redshirt freshman in 2008 after sitting out 2007...Graduated with a bachelor's degree in community leadership & non-profit management.


**PERSONAL** – Prepped at Middleton (Wisc.) HS...As a senior, was a first-team All-State choice and finished with 51 receptions for 799 yards, 17 kickoff returns for 430 yards, 13 touchdowns and two interceptions...Father, Al, was inducted into Wisconsin's Athletic Hall of Fame in 1995, where he starred as a wideout and also with the track team from 1982-85, leaving as the school's then record-holder with 131 receptions for 2,103 yards and 19 touchdowns...After graduating, Al was selected 10th overall in the 1985 NFL Draft by the New York Jets and went on to become a three-time Pro Bowl receiver who played his entire career with the Jets from 1985-92...In July 2014, joined Robert Meachem and Joseph Morgan at the Le Sanctuary Book Club fundraiser for college scholarships for deserving students...Born November 4, 1988.

## NICK TOON

Year	Team	GP	GS	RECEIVING	Yds	Avg	Lg	TD
				No				
2012	New Orleans			Injured Reserve				
2013	New Orleans	8	3	4	68	17.0	35	0
2014	New Orleans	8	2	17	215	12.6	24	1
<b>NFL Totals</b>		<b>16</b>	<b>5</b>	<b>21</b>	<b>283</b>	<b>13.5</b>	<b>35</b>	<b>1</b>

**CAREER HIGHS:** Receptions — 4 (2x), last at Chicago (12/15/14); Receiving Yards — 45, vs. Carolina (12/7/14); Long Reception — 35, at Chicago (10/6/13); Receiving TDs — 1, at Pittsburgh (12/15/14).





# MAX UNGER

# 60

# C

HEIGHT: 6-5    WEIGHT: 305

COLLEGE: OREGON

JOINED SAINTS: TR-15 (SEA)

NFL EXPERIENCE: 7

BORN: 4/14/86

**NFL CAREER** – After being acquired by the Saints via trade in the offseason, Max Unger will anchor the middle of the New Orleans offensive line. Unger, a versatile lineman with NFL experience at both guard and center, helped Seattle rank in the top five in rushing in each of the past three seasons. After being selected by Seattle in the second round of the 2009 NFL Draft, Unger has been named a first-team All-Pro by the *Associated Press* in 2012 and a Pro Bowl selection in 2012 and 2013, helping the Seahawks to two Super Bowl appearances and a victory in Super Bowl XLVIII. Unger started six games for Seattle in 2014, missing 10 contests due to injuries before returning for the team's three postseason contests.

**CAREER TRANSACTIONS** – Acquired by the New Orleans Saints from Seattle, 3/10/15; Re-Signed by Seattle to a multi-year extension, 7/25/12; Placed on injured reserve by Seattle, 9/14/10; Signed by Seattle to a four-year contract, 7/29/09; Selected in the second round (49th overall) of the 2009 NFL Draft by Seattle.

**HONORS** – **2013:** Pro Bowl; **2012:** Pro Bowl (starter); *Associated Press* first-team All-Pro; CBSSports.com second-team All-Pro.

**2014** – Started six regular season games at C for the NFL's top-ranked rushing offense and missed 10 contests with leg and foot injuries. Blocked for Marshawn Lynch who rushed for 1,000 yards for the fourth-consecutive season and 13 rushing touchdowns. Returned for the postseason and played in all three playoff contests, helping the team average 152 rushing yards per game. **2013** – Started 13 games at C and was selected to the Pro Bowl in helping Lynch to a third-consecutive 1,000 yard season and 12 rushing touchdowns. Started all three playoff games including a win in Super Bowl XLVIII. **2012** – Started all 16 regular season games as well as both postseason contests at C, helping to lead Lynch to his second consecutive 1,000-yard season on the ground. Seattle's ground game ranked third in the league with 2,579 yard. Named *AP* first-team All-Pro and voted starting center for the NFC in the Pro Bowl. **2011** – Started 15 games, missing contest at Cleveland, Oct. 23, and helped pave the way for Lynch to become Seattle's first 1,000-yard rusher since 2005. **2010** – Started opener vs. San Francisco, Sept. 12, at RG before suffering a season-ending toe injury and was placed on Injured Reserve, Sept. 14. **2009** – Became first Seahawks rookie lineman to start all 16 games since Ray Roberts in 1992. Opened first 13 games at RG before transitioning to C for the final three contests.

**COLLEGE** – Started 51 consecutive games at Oregon and earned all-conference honors in every season, including being named first-team All-Pac-10 twice...Also named to several All-American teams...Earned those accolades at two positions: LT in 2005 and 2006 and C in 2007 and 2008...As senior, started all 13 games, including 11 at C...The Ducks led the Pac-10 and finished second in nation with an average of 280.08 yards per game on the ground...They also led the league in scoring (41.92 ppg., seventh in the country) and total offense (484.85 ypg.).

**PERSONAL** – Attended Hawaii Preparatory (Honaunau, Hawaii) Academy, playing for coach Tom Goodspeed...Ranked among nation's top 50 guards by Rivals.com as a senior...Didn't begin playing organized football until ninth grade, but in only his second season, was a member of the *Honolulu Star-Bulletin's* 2002 second-team All-State squad...Playing on both sides of the ball during his last two years, he received first-team All-Big Island interscholastic Federation honors both times...Born Maxwell McCandless Unger on April 14, 1986 in Kailua-Kona, Hawaii.



## MAX UNGER

**Games Played/Started: Seattle** — (2009, 16/16); (2010, 1/1); (2011, 15/15); (2012, 16/16); (2013, 13/13); (2014, 6/6) **Totals: 67/67.**

### POSTSEASON

**Games Played/Started: Seattle** — (2012, 2/2); (2013, 3/3); (2014, 3/3) **Totals: 8/8.**



## KENNY VACCARO

# 32

S

**HEIGHT: 6-0    WEIGHT: 214**  
**COLLEGE: TEXAS**  
**JOINED SAINTS: D1-13**  
**NFL EXPERIENCE: 3**  
**BORN: 2/15/91**

**NFL CAREER** – The first round pick of the Saints in 2013 (15th overall), the versatile, hard-hitting safety has appeared in 29 games with 28 starts over two seasons with New Orleans, notching 206 career tackles, two sacks, three interceptions, 10 passes defended, one forced fumble and five special teams stops.

**CAREER TRANSACTIONS** – Placed on injured reserve, 12/25/13; Signed to a four-year contract, 5/9/13; Selected by the Saints in the first round (15th overall) of the 2013 NFL Draft.

**HONORS** – **2013:** PFWA All-Rookie.

**2014** – Played in 15 games with 14 starts and ranked second on team with 113



## 2014 GAME BY GAME

DEFENSE										
Date	Opp.	GP	ST	SOLO	AST	TOT	SACK/YDS	INT/YDS	PD	FF
9/7	@ATL	X	X	6	2	8	0 0	0 0	0	0
9/14	@CLE	X	X	7	4	11	0 0	0 0	0	0
9/21	MIN	X	X	2	3	5	0 0	0 0	1	0
9/28	@DAL	X	X	5	1	6	1 7	0 0	0	0
10/5	TB	X	X	7	3	10	0 0	0 0	1	0
10/19	@DET	X	X	2	8	10	0 0	1 45	1	0
10/26	GB	X	X	8	8	16	0 0	0 0	0	0
10/30	@CAR	X	X	2	3	5	0 0	0 0	0	0
11/9	SF	X	X	2	5	7	0 0	0 0	0	0
11/16	CIN	X	X	3	1	4	0 0	0 0	0	0
11/24	BAL	X	X	5	3	8	0 0	0 0	0	0
11/30	@PIT	X	X	4	2	6	0 0	1 0	1	0
12/7	CAR	X	X	4	4	8	0 0	0 0	1	0
12/15	@CHI	X		4	1	5	0 0	0 0	0	0
12/21	ATL	X	X	2	2	4	0 0	0 0	0	0
12/28	@TB						Inactive (quad)			
2014 Season		15	14	63	50	113	1 7	2 45	5	0

tackles, one sack, two interceptions, five passes defended and two special teams stops...Inactive for season finale (quad) at Tampa Bay, Dec. 28...In 2014 season debut at Atlanta, Sept. 7, registered eight tackles (six solo)...Recorded a team-high 11 tackles (seven solo) at Cleveland, Sept. 14...Made five tackles (two solo) and one pass defended vs. Minnesota, Sept. 21...Recorded six tackles (five solo) and one sack at Dallas, Sept. 28...Notched 10 tackles (seven solo) and one pass defended vs. Tampa Bay, Oct. 5...Registered 10 tackles (two solo), a 45-yard interception return and one pass defended at Detroit, Oct. 19...Posted a career-high and team-best 16 tackles (eight solo) vs. Green Bay, Oct. 26...Made five tackles (two solo) at Carolina, Oct. 30...Collected seven tackles (two solo) vs. San Francisco, Nov. 9...Posted four tackles (three solo) vs. Cincinnati, Nov. 16...Recorded eight tackles (five solo) vs. Baltimore, Nov. 24...Made six tackles (four solo), one interception of Steelers QB Ben Roethlisberger and one pass defended at Pittsburgh, Nov. 30...Posted eight tackles (four solo) vs. Carolina, Dec. 7...Notched five tackles (four solo) and two special teams stops at Chicago, Dec. 15. **2013** – Started all 14 games he appeared in, finishing with 93 tackles (60 solo), a sack, an interception, six passes defended, a forced fumble and three special teams stops. Missed the week 11 contest vs. San Francisco after sustaining a concussion the prior week. Suffered a season-ending ankle injury in week 16 that placed him on Injured Reserve and required surgery...Started and appeared in first professional game at nickel cornerback and posted seven tackles (five solo) and a pass defended that led to a game-clinching interception by safety Roman Harper in opener vs. Atlanta, Sept. 8...Started at safety and recorded six stops (five solo) and an interception returned for 29 yards while also contributing a special teams tackle vs. Arizona, Sept. 22...Totaled six solo tackles, one pass defense and first-career sack for a loss of eight yards at Chicago, Oct. 6...Earned a career-high 10 stops (five solo) while adding a pass defense at Atlanta, Nov. 21...Started at safety and racked up seven tackles (five solo) and one forced fumble while also posting a special teams stop at Seattle, Dec. 2...Tallied three tackles (two solo) before leaving game in first half with season-ending ankle injury at Carolina, Dec. 22...Placed on Injured Reserve, Dec. 25.

**COLLEGE** – Appeared in 51 games with 32 starts for Longhorns... Totaled 264 tackles (162 solo), two sacks, 16 tackles for a loss, five interceptions for 19 yards in returns, 21 passes defended, four forced fumbles, a fumble recovery, two blocked punts and 14 special teams tackles (10 solo)... Earned first-team All-American honors as a senior and All-Big 12 first-team recognition from league coaches in his final two years... Played four different positions including both safety spots... Started all 13 games at free safety as a senior and totaled a team-leading and career-high 107 tackles (60 solo), including four stops for a loss, two interceptions for 19 yards in returns, five passes defended, two forced fumbles and one fumble recovery... As a junior, started all 13 contests at strong safety and totaled 82 tackles (47 solo), two sacks for minus 16 yards, eight stops for a loss, eight passes defended and two interceptions... Helped Longhorns lead conference and rank sixth in nation in rushing defense (92.2 ypg.) and 11th in total defense (306.1 ypg.)... Appeared in all 12 games on defense and special teams as a sophomore and finished fifth on the team with 56 tackles (42 solo), also adding four stops for minus 22 yards, eight passes defended, one interception and a forced fumble, also contributing five tackles (four solo) and a blocked punt on special teams... Helped the Longhorns rank sixth in the nation in total defense (300.2 ypg.) and pass defense (161.6 ypg.)... Appeared in all 13 games on defense and special teams as a freshman and recorded 19 tackles (13 solo), one forced fumble, nine special teams stops and one blocked punt... Physical culture and sports major.

**PERSONAL** – Attended Brownwood (Texas) HS before transferring to Early HS for his senior campaign... Played six different positions in high school while totaling 235 tackles and five interceptions in three years, also seeing action on offense at WR and RB... Earned both All-State and All-District first-team honors at DB... Also played basketball for three years... Uncle, A.J. Johnson, played for the Washington Redskins (1989-94), helping them to a victory in Super Bowl XXVI before spending one season with San Diego (1995)... Brother Kevin, is a senior safety at Texas... Active with local charities that support children... Born Feb. 15, 1991 in Brownwood, Texas.

## KENNY VACCARO

Year	Team	GP	GS	Tot	TACKLES			Yds	INTERCEPTIONS					FUMBLES		
					Solo	Asst	Sk		No	Yds	Lg	TD	PD	FF	FR	Yds
2013	New Orleans	14	14	93	60	33	1.0	8.0	1	29	29	0	6	1	0	0
2014	New Orleans	15	14	113	63	50	1.0	7.0	2	45	45	0	5	0	0	0
<b>NFL totals</b>		<b>29</b>	<b>28</b>	<b>206</b>	<b>123</b>	<b>83</b>	<b>2.0</b>	<b>15.0</b>	<b>3</b>	<b>74</b>	<b>45</b>	<b>0</b>	<b>11</b>	<b>1</b>	<b>0</b>	<b>0</b>

**ADDITIONAL STATISTICS:** Special Teams Tackles — (2013, 3); (2014, 2) **Total: 5.**

**CAREER HIGHS:** Tackles — 16, vs. Green Bay (10/26/14); Sacks — 1 (2x), last at Dallas (9/28/14); Interceptions — 1 (3x), last at Pittsburgh (11/30/14); Passes Defended — 1 (11x), last vs. Carolina (12/7/14); Forced Fumbles — 1, at Seattle (12/2/13); Fumble Recoveries — 0; Special Teams Tackles — 2, at Chicago (12/15/14).

### POSTSEASON

Year	Team	GP	GS	Tot	TACKLES			Yds	INTERCEPTIONS					FUMBLES		
					Solo	Asst	Sk		No	Yds	Lg	TD	PD	FF	FR	Yds
2013	New Orleans							Injured Reserve								
<b>NFL Totals</b>		<b>0</b>	<b>0</b>	<b>0</b>	<b>0</b>	<b>0</b>	<b>0.0</b>	<b>0.0</b>	<b>0</b>	<b>0</b>	<b>0</b>	<b>0</b>	<b>0</b>	<b>0</b>	<b>0</b>	<b>0</b>



## PIERRE WARREN

# 42

# S

HEIGHT: 6-2    WEIGHT: 200  
COLLEGE: JACKSONVILLE STATE  
JOINED SAINTS: FA-14  
NFL EXPERIENCE: 2  
BORN: 8/16/92

**NFL CAREER** – Shortly after midseason in 2014, Pierre Warren was signed by New Orleans to their active roster and was immediately inserted into the starting lineup. Having initially joined the Saints as an undrafted free agent that spring out of Jacksonville State, Warren immediately made an impact in his first start, forcing and recovering a fumble. Overall, he started all six games he played in and posted 35 tackles (24 solo), picked off two passes, made four passes defended and had the forced fumble and recovery, tying for the team lead with three takeaways.

**CAREER TRANSACTIONS** – Signed to the New Orleans active roster from the Vikings practice squad, 11/18/14; Signed to Minnesota Vikings practice squad, 10/7/14; Released from New Orleans practice squad, 9/18/14; Signed to New Orleans practice squad, 9/1/14; Waived by New Orleans, 8/30/14; Agreed to terms with the New Orleans Saints as an undrafted free agent, 5/12/14.

**2014** – After being signed from the Minnesota practice squad, started the final six games of the season and recorded 35 tackles (24 solo), two interceptions, four passes defended, one forced fumble and one fumble recovery... Tied for team lead with three takeaways... In NFL debut on Monday Night Football vs. Baltimore, Nov. 24, recorded six tackles (four solo) and stopped a Baltimore touchdown with a forced fumble and recovery near the end zone... Posted six stops (three solo) and one pass defended at Pittsburgh, Nov. 30... Made eight tackles (six solo) and one pass defended vs. Carolina, Dec. 7... Made three tackles (two solo) and recorded two interceptions and two passes defended, the first two-pick performance by a Saint since 2012 at Chicago, Dec. 15... Had a career-high 10 tackles (seven solo) at Tampa Bay, Dec. 28.

**COLLEGE** – Two-year starter for Jacksonville State and posted 166 tackles, one sack, eight interceptions, two returned for touchdowns, 29 passes defended, one forced fumble and five fumble recoveries... As a junior in 2012, started all 11 games recording 76 tackles (51 solo), one tackle for loss, 17 passes defended, five interceptions, one returned for a touchdown, a forced fumble and two fumble recoveries... As a sophomore in 2011, played in 11 games recording 51 tackles (34 solo), three stops for losses, four passes defended and a fumble recovery returned for a TD... Majored in liberal studies.

**PERSONAL** – Prepped at Marbury (Deatsville, Ala.) HS where he was a two-time All-Metro selection and an All-County selection as senior and also lettered in basketball... Pierre Carmelle Warren was born August 16, 1992 in Montgomery, Ala.

## PIERRE WARREN

Year	Team	GP	GS	Tot	TACKLES			Yds	INTERCEPTIONS					FUMBLES		
					Solo	Asst	Sk		No	Yds	Lg	TD	PD	FF	FR	Yds
2014	New Orleans	6	6	35	24	11	0.0	0.0	2	53	32	0	4	1	1	0
NFL totals		6	6	35	24	11	0.0	0.0	2	53	32	0	4	1	1	0

**CAREER HIGHS:** Tackles — 10, at Tampa Bay (12/28/14); Sacks — 0; Interceptions — 2, at Chicago (12/15/14); Passes Defended — 2, at Chicago (12/15/14); Forced Fumbles — 1, vs. Baltimore (11/24/14); Fumble Recoveries — 1, vs. Baltimore (11/24/14); Special Teams Tackles — 0.



## BENJAMIN WATSON

# 82

## TE

HEIGHT: 6-3 WEIGHT: 255  
COLLEGE: GEORGIA  
JOINED SAINTS: UFA-13 (CLE)  
NFL EXPERIENCE: 12  
BORN: 12/18/80

**NFL CAREER** – A combination of athleticism, strength and speed, Watson has given the New Orleans Saints offense a boost with his sure hands and rugged body. Watson, originally a first round draft pick of the New England Patriots in 2004, came to New Orleans after spending three seasons with the Cleveland Browns and posted 20 receptions for 136 yards and two touchdowns in 16 games with eight starts in 2014. With career totals in 147 games with 103 starts of 360 receptions for 4,138 yards (11.8 avg.) with 32 touchdowns, Watson's ability to get open as well as his outstanding leadership abilities and reputation as one of the club's hardest workers make him a solid fit for the Saints both on and off the field.

**CAREER TRANSACTIONS** – Signed by Saints to a three-year contract (UFA-CLE), 3/18/13; Placed on injured reserve by the Cleveland Browns, 12/16/11; Signed by Cleveland to a three-year contract (UFA-NE), 3/12/10; Placed on Injured Reserve by the New England Patriots, 9/29/04; Signed by New England to a six-year contract, 8/16/04; Selected by New England in the first round (32nd overall) of the 2004 NFL Draft.

**2014** – Played in all 16 contests with eight starts and caught 20 passes for 136 yards and two touchdowns...Hauled in five passes for 43 yards, setting season-highs in both categories vs. Tampa Bay, Oct. 5...Caught a season-long 15-yard touchdown grab at Pittsburgh, Nov. 30...Posted a touchdown in second consecutive game with a seven-yard grab vs. Carolina, Dec. 7. **2013** – Played in 15 games with seven starts in first season in New Orleans...Hauled in 19 passes for 226 yards and two touchdowns. Started both postseason contests and had a 27-yard grab in NFC Divisional Playoff game at Philadelphia, 1/4/14. Inactive vs. San Francisco, Nov. 17 (concussion)...Brought in a four-yard touchdown vs.

OWNERSHIP

FOOTBALL

ADMINISTRATION

RECORDS

HISTORY



## 82 Benjamin WATSON TE (cont.)

Miami, Sept. 30...Finished with three receptions for 61 yards against team that originally drafted him at New England, Oct. 13. **2012** – Played in all 16 games with 14 starts...Hauled in 49 passes for 501 yards and three touchdowns. Reception total fourth on team, while he was ranked third in receiving touchdowns and receiving yardage. Reception total tied for second-highest of career, while yardage total ranked third...In Browns' first win of season vs. Cincinnati, Oct. 14, gave team lead for good with a fourth quarter touchdown reception...Recorded four receptions for 47 yards and tied career-high with two touchdowns at Dallas, Nov. 18...Registered six receptions for season-high 80 yards at Oakland, Dec. 2...Led the Browns in receiving in season finale at Pittsburgh, Dec. 30, with seven receptions for 64 yards. **2011** – Played in 13 games with 11 starts...Caught 37 passes for 410 yards and two touchdowns, finishing third on team in receptions and receiving yards...Had three catches for 45 yards vs. Cincinnati, Sept. 11, including a 34-yard touchdown...Hauled in season-high six receptions for 48 yards vs. Tennessee, Oct. 2, and scored on a fourth quarter 10-yard pass from Colt McCoy on fourth-and-nine...Appeared in 100th career regular season contest at Pittsburgh, Dec. 8, and caught two passes for 11 yards before leaving in the second quarter with a season-ending concussion. **2010** – Started career-high 16 games and led the team in all three receiving categories with 68 receptions for 763 yards (11.2 avg.) and three touchdowns...Reception total 10th in AFC overall, first among conference tight ends, fifth among NFL tight ends and the sixth-highest single-season figure by a Browns tight end...Yardage figure second among league tight ends, was trailed only Antonio Gates (782)...Also was fifth-most among all NFL tight ends and was the eighth-most ever by a Browns tight end...Became first Browns tight end to lead the Browns in receiving yards since Ozzie Newsome (711) in 1985...One of only three tight ends (Zach Miller, Vernon Davis) to lead their club in both receptions and receiving yards in 2010. Had five or more catches in a game eight times...Hauled in a career-long 44-yard reception from Seneca Wallace against Kansas City, Sept. 19...Recorded touchdowns from Wallace (at Baltimore, Sept. 26), McCoy (at Pittsburgh, Oct. 17) and Jake Delhomme (at Miami, Dec. 5). Against the Dolphins, set career-high with 10 receptions for 100 yards. **2009** – Appeared in all 16 regular season games with seven starts in his final campaign in New England. Ranked fifth on team with 29 receptions for 404 yards and five touchdowns...Recorded season-high six receptions for 77 yards, while matching a career-high with two touchdowns against Buffalo, Sept. 14. **2008** – Played in 14 games with nine starts...Finished fifth on team with 22 receptions for 209 yards and five touchdowns...Tallied season-highs with eight receptions for 88 yards and a touchdown against N.Y. Jets, Nov. 13...Registered his second touchdown reception of season with a two-yard scoring strike from Matt Cassel in the Patriots' comeback victory at Seattle, Dec. 7. **2007** – Saw action in 12 regular season games with eight starts...Caught 36 passes for 289 yards (10.8 avg.), with a career-high six touchdowns...Set career-highs in receiving yardage (107) and receiving touchdowns (2) vs. Cleveland, Oct. 7...Member of the special teams unit that blocked for Ellis Hobbs' NFL record-setting 108-yard kickoff return for a touchdown at N.Y. Jets, Sept. 9...Recorded a touchdown reception in each of his first three games...Hauled in sixth touchdown catch of season on a three-yard score at Buffalo, Nov. 18...Had two scores in

AFC Divisional Game vs. Jacksonville, 1/12/08. **2006** – Started all 13 games he appeared in...Finished second on team with 49 receptions for 643 receiving yards with three touchdowns...Led team with 95 receiving yards on seven receptions with a touchdown at Minnesota, Oct. 30...Led the team with five receptions and 74 yards, including a touchdown, at Green Bay, Nov. 19...Tied for the team lead with six receptions for a team-high 87 yards and one touchdown against Chicago, Nov. 26...Led team with five receptions for 48 yards in AFC Championship at Indianapolis, 1/21/07. **2005** – Played in 15 games with nine starts...Led all New England tight ends with 29 receptions for 441 yards and four touchdowns...Snared his first career touchdown, on a 33-yard pass from Tom Brady against Atlanta, Oct. 9...Led the team with 66 receiving yards on four receptions against New Orleans, Nov. 20...Led the team with five receptions and 91 receiving yards, including a 63-yard touchdown in the Wild Card Playoff game against Jacksonville, 1/7/06, marking the longest touchdown reception in Patriots playoff history...In a losing effort in the Divisional Playoff game at Denver, 1/14/06, he made a spectacular effort play, when he ran down Broncos CB Champ Bailey on a 100-yard interception return at the Patriots one-yard line, preventing him from scoring a TD. **2004** – Started only game in which he played...Made NFL debut against Indianapolis, Sept. 9, and recorded two receptions for 16 yards...Placed on injured reserve with a knee injury, Sept. 29.

**COLLEGE** – Registered 73 receptions for 945 receiving yards (12.9 avg.) and seven touchdowns during collegiate career...Began career at Duke University (1999), catching eight passes for 93 yards and a touchdown...As a three-year letterman at Georgia (2001-03), recorded 65 receptions for 852 yards (13.6 avg.) and six touchdowns...Served as offensive team captain as a senior...A preseason All-America and All-Southeastern Conference selection as a senior...Posted 23 receptions for 324 yards and two touchdowns as a senior...Started 13 games as a junior, registering 31 catches for 341 yards and three touchdowns...Graduated with a bachelor's degree in finance from the Terry School of Business at UGA.

**PERSONAL** – Born Benjamin Seth Watson in Norfolk, Va...Attended Northwestern (Rock Hill, S.C.) HS...Recorded 31 receptions for 515 yards and five touchdowns as a senior and led team to state championship as junior...Traveled to Israel with New England Patriots Chairman & CEO Robert Kraft and a group from the greater Boston area in 2008...In 2007, traveled with a small group of NFL players on a USO tour visiting United States military bases in Iraq and Afghanistan...Traveled to China as Patriots ambassador...Lists photography as a hobby...Member of both the National Honor Society and the Fellowship of Christian Athletes in high school...Created the One More Foundation which is dedicated to spreading the love and hope of Jesus Christ to one more soul...Annually the Watson family and his foundation have hosted the "The Big BENefit" which provided gift cards to 25 families selected by the New Orleans Family Justice Center for a shopping spree...2012 Athletes in Action Call to Courage Award recipient...Finalist for the 2013 Byron "Whizzer" White Award and the 2014 Bart Starr Award...Was a guest speaker at the Pentagon in 2015 for National Prayer Week...Named one of CNN's "Extraordinary People of 2014".



## BENJAMIN WATSON

Year	Team	GP	GS	RECEIVING				
				No	Yds	Avg	Lg	TD
2004	New England	1	1	2	16	8.0	14	0
2005	New England	15	9	29	441	15.2	35	4
2006	New England	13	13	49	643	13.1	40	3
2007	New England	12	8	36	389	10.8	35	6
2008	New England	14	9	22	209	9.5	29	2
2009	New England	16	7	29	404	13.9	36	5
2010	Cleveland	16	16	68	763	11.2	44	3
2011	Cleveland	13	11	37	410	11.1	34t	2
2012	Cleveland	16	14	49	501	10.2	27	3
2013	New Orleans	15	7	19	226	11.9	32	2
2014	New Orleans	16	8	20	136	6.8	15	2
<b>NFL Totals</b>		<b>147</b>	<b>103</b>	<b>360</b>	<b>4,138</b>	<b>11.8</b>	<b>44</b>	<b>32</b>
<b>Saints Totals</b>		<b>31</b>	<b>15</b>	<b>39</b>	<b>362</b>	<b>9.3</b>	<b>32</b>	<b>4</b>

**ADDITIONAL STATISTICS:** Rushing — (2007, 1 att., 11 yards); (2010, 1 att., -1 yard) **Total: 2 att., 10 yards;**  
**Special Teams Tackles** — (2014, 1).

**CAREER HIGHS:** Receptions — 10, at Miami (12/5/10); **Receiving Yards** — 107, vs. Cleveland (10/7/07);  
**Long Reception** — 44, vs. Kansas City (9/19/10); **Receiving TDs** — 2 (3x), last at Dallas (11/18/12).

## POSTSEASON

Year	Team	GP	GS	RECEIVING				
				No	Yds	Avg	Lg	TD
2005	New England	2	2	5	91	18.2	63t	1
2006	New England	3	2	5	81	8.1	19	0
2007	New England	3	3	3	20	6.7	9t	2
2009	New England	1	0	1	3	3.0	3	0
2013	New Orleans	2	2	2	27	13.5	27	0
<b>NFL Totals</b>		<b>11</b>	<b>9</b>	<b>21</b>	<b>222</b>	<b>10.6</b>	<b>63t</b>	<b>3</b>
<b>Saints Totals</b>		<b>2</b>	<b>2</b>	<b>2</b>	<b>27</b>	<b>13.5</b>	<b>27</b>	<b>0</b>

**POSTSEASON CAREER HIGHS:** Receptions — 5 (2x), last at Indianapolis (1/21/07); **Receiving Yards** — 91, vs. Jacksonville (1/7/06); **Long Reception** — 63t, vs. Jacksonville (1/7/06); **Receiving TDs** — 2, vs. Jacksonville (1/12/08).



## KEVIN WILLIAMS

58

DT

HEIGHT: 6-5    WEIGHT: 311  
 COLLEGE: OKLAHOMA STATE  
 JOINED SAINTS: UFA-15 (SEA)  
 NFL EXPERIENCE: 13  
 BORN: 8/16/80

**NFL CAREER** – Veteran defensive tackle enters his first season with the Saints after signing with the team this offseason. The ninth overall pick in the 2003 NFL Draft by the Minnesota Vikings, Williams spent his first 11 seasons with them and then joined the Seattle Seahawks in 2014, for who he provided value in their defensive line rotation and strong veteran leadership in the drive to Super Bowl XLIX. Williams has been named to the Pro Bowl six times and is a five-time AP

first-team All-Pro selection. His career totals include 187 games played with 179 starts, 495 tackles (353 solo), 63 sacks, eight forced fumbles, 13 fumble recoveries, five interceptions and 68 passes defended. His postseason totals include all nine games started, 24 tackles (17 solo) and one fumble recovery.

**CAREER TRANSACTIONS** – Signed by New Orleans to one-year contract as an unrestricted free agent from Seattle, 6/12/15; Signed by Seattle to one-year contract as an unrestricted free agent from Minnesota, 6/16/14; Signed by Minnesota to seven-year contract extension, 12/23/06; Signed by Minnesota to five-year contract, 7/25/03; Chosen by Minnesota in first round (ninth overall) of 2003 NFL Draft.

**HONORS** – **2010:** Pro Bowl; 2000s All-Decade Team (Pro Football Hall of Fame Selection Committee); 50 Greatest Vikings Team; **2009:** Defensive Team Captain; Pro Bowl (Starter); First-team All-Pro (*Associated Press*, *The Sporting News*, *Pro Football Weekly/PFWA*); **2008:** Defensive team captain; Pro Bowl (Starter); First-team All-Pro (*Associated Press*, *Pro Football Weekly/PFWA*); Vikings Defensive MVP (Teammates); **2007:** Pro Bowl; First-team All-Pro (*Associated Press*, *The Sporting News*, *Pro Football Weekly/PFWA*); **2006:** Pro Bowl (Starter); First-team All-Pro (*Associated Press*, *The Sporting News*, *Pro Football Weekly/PFWA*); **2004:** Pro Bowl; *Associated Press* first-team All-Pro; NFC Defensive Player of the Week (Week 12); **2003:** *Pro Football Weekly/PFWA* All-Rookie; NFC Defensive Rookie of the Month (December).

**2014** – Played in all 16 games with eight starts, including last seven contests... Had 29 tackles (17 solo), three sacks and two passes defended...Started all three postseason contests and recorded eight tackles (six solo)...Recorded a solo tackle and a pass defended in opener vs. Green Bay, Sept. 4, where he received start when team opened up in the nickel formation...Registered team's only sack with two solo stops vs. Denver, Sept. 21...Started first of final seven in place of Brandon Mebane at NT and posted one solo stop vs. Kansas City, Nov. 16...Had four tackles (three solo), including a sack vs. San Francisco, Dec. 14...Recorded two tackles, including a sack at Kansas City, Nov. 16. **2013** – Started all 15 games played in his final season in Minnesota, recording 29 tackles (17 solo), 3.5 sacks and one interception. **2012** – In 2012, started all 16 games and the Wild Card playoff at Green Bay. Had a pair of sacks on the season to go along with 30 tackles (19 solo), seven passes defended and two fumble recoveries...Notched season-best six tackles at Indianapolis, Sept. 16...Blocked a PAT at Seattle, Nov. 4 and blocked a FG at Chicago, Nov. 25...Moved into tie for fifth in Vikings team history with three career blocked FGs. **2011** – Started all 14 games played in 2011, recording 38 tackles (25 solo), two passes defended and one forced fumble. His 5.0 sacks on the season all came in the final seven games of the year. Helped DE Jared Allen break Vikings single-season sack record with 22.0 and nearly match the NFL record, breaking Chris Doleman's team record of 21.0 set in 1989. Key part of Vikings posting 50.0 sacks as a team to tie for the NFL lead with Philadelphia. **2010** – Started all 16 games in 2010, fifth-straight season doing so. Matched a career-best with 9.0 tackles for a loss. Recorded 39 tackles (27 solo), 1.0 sacks, 10 passes defended and one forced fumble on the season and was se-

OWNERSHIP

FOOTBALL

ADMINISTRATION

RECORDS

HISTORY



lected to the Pro Bowl...Posted season-best 7 tackles and sacked Dolphins QB Chad Henne vs. Miami, Sept. 19...Matched career-high with 3.0 tackles for loss vs. NY Giants, Dec. 13. Key element of the NFL's #8-ranked total defense.

**2009** – Served as a defensive team captain and earned consensus first-team All-Pro honors and was named an NFC starter in the Pro Bowl for the fifth time and fourth straight appearance after tying for NFL lead among defensive tackles with six sacks. Played and started every game for the fourth consecutive season. In addition to the six takedowns, recorded 30 tackles (22 solo), seven passes defended, one forced fumble and one fumble recovery. Helped the Vikings defense rank sixth in the NFL in total defense for the second straight year, the first time since the 1993-94 campaigns with back-to-back top-10 finishes. Keyed a Vikings rushing defense that ranked second in the NFL after ranking first for the three previ-



## WORTH NOTING

Williams has been among the NFL's most productive interior defenders since entering the league in 2003. In 12 NFL seasons, he has posted career totals in 187 games with 179 starts of 495 tackles (353 solo), 63 sacks, 68 passes defended, eight forced fumbles, 13 fumble recoveries and five interceptions, two brought back for touchdowns.

Williams has been selected to the Pro Bowl six times, is a five-time Associated Press first-team All Pro and was chosen to the 2000s All-Decade team which was chosen by members of the Pro Football Hall of Fame Selection Committee.

ous seasons...Tied his career-high with three passes defended at Green Bay, Nov. 1...Played in his 100th career regular season game vs. Baltimore, Oct. 18 celebrating game with a pair of sacks against Ravens QB Joe Flacco...Notched four tackles in playoff action, making two stops in the NFC Championship Game at New Orleans, 1/24/10. **2008** – Earned consensus first-team All-Pro honors, voted by teammates as club defensive MVP and named NFC starter in Pro Bowl in 2008 after recording 62 tackles (46 solo), 8.5 sacks, one forced fumble and five passes defended. Took over as defensive captain after E.J. Henderson's season-ending injury. Tied for NFL lead among all DTs with 8.5 sacks. Key component of Vikings run defense that led the NFL in rushing defense for the third straight season, the first time since the 1970 AFL-NFL merger a team ranked first in 3 straight years. Helped Vikings rank sixth in the NFL in total defense, the highest ranking since the 1994 season...Set career-high and tied the 2nd-best single-game sack total in a game with 4.0 vs. Detroit, Oct. 12...Blocked FG attempt at New Orleans, Oct. 6 that Antoine Winfield returned 59 yards for a TD on Monday Night Football, the 1st returned FG for a TD in Vikings history...Blocked FG in season opener at Green Bay, Sept. 8 and forced a fumble on Packers QB Aaron Rodgers while sacking him, which Rodgers recovered and attempted to throw from the end zone, resulting in an intentional grounding penalty and safety. **2007** – Returned to third Pro Bowl and selected a consensus first-team All-Pro. Posted 38 tackles (30 solo), three sacks, a career-high two interceptions, returning one 54 yards for a touchdown vs. Atlanta and the other 18 yards for a touchdown at San Francisco, one forced fumble and one fumble recovery. **2006** – Earned consensus first-

team All-Pro honors and selected as a Pro Bowl starter for second time each in his career. Recorded 36 tackles (28 solo), five sacks, six passes defended and three fumble recoveries. **2005** – Ranked second on team in 2005 with 4.0 sacks despite missing two games. Posted 42 tackles (31 solo) and seven passes defended.

**2004** – In his second season, enjoyed best statistical year of his career. Recorded career-highs in tackles with 70 (53 solo) and sacks (11.5), while also posting an interception, eight passes defended, two forced fumbles and three fumble recoveries. Selected by *AP* as first team All-Pro and voted a starter for the Pro Bowl. Led all defensive tackles in sacks and Vikings for second straight season.

**2003** – Led team in sacks as a rookie (10.5). Consensus All-Rookie team honoree. Posted 52 tackles (37 solo), an interception, four passes defended, one forced fumble and a fumble recovery. Set Vikings rookie record with three sacks in season finale at Arizona, Dec. 28.

**COLLEGE** – A mainstay on the Cowboys’ defensive front, starting 42 career games and was an All-Big 12 1st-team pick by the league’s coaches and the *AP* as senior, when he earned Big 12 Player of the Week honors for performance vs. Nebraska...Started 10 of 11 games as a junior with nine starts at DT and one at DE...Named third-team Freshman-All American selection by *The Sporting News* in 1999...All-Big 12 third-team selection by the league’s coaches and started all 11 games as a redshirt freshman...Redshirted as a true freshman in 1998...Graduated with a bachelor’s degree general studies.

**PERSONAL** – Played TE and DL at Fordyce (Ark.) HS...Was also an All-State selection in basketball... Was very active in the Twin Cities community through the Vikings/United Way Hometown Huddle ARC-Hennepin County Clothing Drive, supported the Minnesota National Guard and the Vikings and Friends Holiday Party for the Salvation Army...Shares the same hometown as legendary football coach Paul “Bear” Bryant...Enjoys the outdoors and is an avid fisherman.

## KEVIN WILLIAMS

Year	Team	GP	GS	Tot	TACKLES			Yds	INTERCEPTIONS					FUMBLES		
					Solo	Asst	Sk		No	Yds	Lg	TD	PD	FF	FR	Yds
2003	Minnesota	16	6	52	37	15	10.5	70.5	1	3	3	0	4	1	1	0
2004	Minnesota	16	16	70	53	17	11.5	60.5	1	7	7	0	8	2	3	77
2005	Minnesota	14	14	42	31	11	4.0	27.5	0	0	0	0	7	0	1	6
2006	Minnesota	16	16	36	28	8	5.0	22.0	0	0	0	0	6	0	3	0
2007	Minnesota	16	16	38	30	8	3.0	23.0	2	72	54t	2	6	1	1	15
2008	Minnesota	16	16	62	47	15	8.5	59.5	0	0	0	0	5	1	0	0
2009	Minnesota	16	16	30	22	8	6.0	32.0	0	0	0	0	7	1	1	0
2010	Minnesota	16	16	39	27	12	1.0	8.0	0	0	0	0	10	1	0	0
2011	Minnesota	14	14	38	25	13	5.0	34.0	0	0	0	0	2	1	0	0
2012	Minnesota	16	16	30	19	11	2.0	20.0	0	0	0	0	7	0	2	0
2013	Minnesota	15	15	29	17	12	3.5	27.5	1	0	0	0	4	0	1	0
2014	Seattle	16	8	29	17	12	3.0	12.0	0	0	0	0	2	0	0	0
<b>NFL Totals</b>		<b>187</b>	<b>179</b>	<b>495</b>	<b>353</b>	<b>142</b>	<b>63.0</b>	<b>401.5</b>	<b>5</b>	<b>82</b>	<b>54</b>	<b>2</b>	<b>68</b>	<b>8</b>	<b>13</b>	<b>98</b>

**ADDITIONAL STATISTICS:** Blocked FGs — (2008, 2); (2012, 1); **Total: 3**; Blocked PATs — (2012, 1); **Total: 1**.

**CAREER HIGHS:** Tackles — 9, vs. Oakland (11/20/11); Sacks — 4, vs. Detroit (10/12/08); Interceptions — 1 (5x), vs. at Chicago (9/15/13); Int. Ret for TD — 1 (2x), last at San Francisco (12/9/07); Passes Defended — 3, at Detroit (12/19/04); Forced Fumbles — 1 (8x), last at Atlanta (11/27/11); Fumble Recoveries — 1 (13x), last vs. Pittsburgh (9/29/13).



## KEVIN WILLIAMS

## POSTSEASON

Year	Team	GP	GS	Tot	TACKLES			Yds	INTERCEPTIONS					FUMBLES		
					Solo	Asst	Sk		No	Yds	Lg	TD	PD	FF	FR	Yds
2004	Minnesota	2	2	7	5	2	0.0	0.0	0	0	0	0	0	0	0	0
2008	Minnesota	1	1	3	2	1	0.0	0.0	0	0	0	0	0	0	0	0
2009	Minnesota	2	2	4	4	0	0.0	0.0	0	0	0	0	1	0	1	0
2012	Minnesota	1	1	2	0	2	0.0	0.0	0	0	0	0	0	0	0	0
2014	Seattle	3	3	8	6	2	0.0	0.0	0	0	0	0	0	0	0	0
NFL Totals		9	9	24	17	7	0.0	0.0	0	0	0	0	1	0	1	0

**POSTSEASON CAREER HIGHS:** Tackles — 4 (3x), last vs. Green Bay (1/18/15); Sacks — 0; Interceptions — 0; Int. Ret for TD — 0; Passes Defensed — 1, at New Orleans (1/24/10); Forced Fumbles — 0; Fumble Recoveries — 1, vs. Dallas (1/17/10).

KYLE  
WILSON

24

CB

HEIGHT: 5-10 WEIGHT: 190  
COLLEGE: BOISE STATE  
JOINED SAINTS: UFA-15 (NYJ)  
NFL EXPERIENCE: 6  
BORN: 9/8/87

**NFL CAREER** – The Saints added a proven defender to their secondary in April when they landed former New York Jets cornerback Kyle Wilson. New York's first round draft pick (29th overall) in 2010, Wilson played in 80 games and started 28 for the Jets and racked up 157 tackles, one sack, three interceptions, 19 passes defensed, one forced fumble and 15 special teams stops. In 2014, he appeared in all 16 games and posted 26 tackles, one sack, one pass defensed and six special teams stops.

**CAREER TRANSACTIONS** – Signed by Saints to a one-year contract (UFA-NYJ), 4/1/15; Signed by Jets to a five-year contract, 7/31/10; Selected by New York Jets in the first round (29th overall) of 2010 NFL Draft.

**2014** – Played in all 16 games for the Jets and recorded 26 tackles, one sack, one pass defensed and six special teams stops...Set season-highs in both defensive tackles (four) and special teams stops (three) at New England, Oct. 16.

**2013** – Played in all 16 games, including one start, as primary slot cornerback. Made 24 tackles, two passes defensed and three special teams stops...Posted season-high five solo tackles vs. New Orleans, Nov. 3. **2012** – Became the full-time starter at cornerback following a season-ending knee injury to CB Darrelle Revis, opening 15 games of 16 played. Tallied a career-high 46 tackles to go along with an interception, four passes defensed, a forced fumble and one special teams stop. Helped the Jets pass defense finish second in the NFL with 189.8 opposing net passing yards per game...Vs. Indianapolis, Oct. 14, forced first fumble of career

when he knocked the ball out of WR Reggie Wayne's hands...Tied a career-high when he tallied seven tackles vs. San Francisco, Sept. 30...Registered a career-high seven tackles starting in place of Revis at Pittsburgh, Sept. 16...Made his third career interception when he lunged out in front of WR David Nelson to pick off a QB Ryan Fitzpatrick pass in the second quarter vs. Buffalo, Sept. 9...Posted three solo tackles and two special teams stops vs. Kansas City, Sept. 23. **2011** – Posted 42 tackles, a career-high seven passes defended, the first two interceptions of his career and two special teams stops...Registered the second interception of his career when he caught a deflected QB Rex Grossman pass with 0:28 remaining at Washington, Dec. 4...Recorded the first interception of his career when he stepped in front of a Philip Rivers pass in the fourth quarter. The pick set up a 30-yard field goal to give the Jets a 27-21 lead with 1:40 remaining. **2010** – Played in all 16 regular season contests, logging six starts and finishing with 19 tackles, five passes defended and three special teams stops. Appeared in all three postseason games, making his playoff debut in the Wild Card game at Indianapolis, 1/8/11...Started his first-career NFL game vs. Baltimore, Sept. 14, and registered three solo tackles and two passes defended, the first coming when he deflected a pass intended for Anquan Boldin in the end zone.

**COLLEGE** – Played in 50 career games at Boise State from 2006-09, with starts in the last 45 at cornerback...Recorded 11 interceptions, two for touchdowns (one was a 71-yard interception return), 27 passes defended, 160 tackles (126 solo), two sacks, two forced fumbles, a fumble recovery and a blocked kick...45 consecutive starts was the longest streak among active Boise State players...Returned 63 punts for 793 yards (12.6 avg.) and three TDs...63 punt returns rank as third-most in school history...His average of 12.59 yards per return rank as fourth-highest career mark in school history...As a senior in 2009, earned second-team All-American (*The NFL Draft Report*, *Associated Press* and Walter Camp Football Foundation), when he recorded 43 tackles (31 solo), one sack and three interceptions, two for touchdowns...Returned 24 punts for 250 yards for an average of 10.42...League coaches first-team All-WAC choice...Added Academic All-WAC accolades...Named to the preseason watch lists for the Chuck Bednarik Award (top defensive player), Bronko Nagurski Award (top defensive player), and Jim Thorpe Award (top defensive back)... Majored in communications.

**PERSONAL** – Helped lead Piscataway (N.J.) HS to three-straight state championships, undefeated seasons in 2002 and 2004, and a 33-3 overall record... Named Most Valuable Player of New Jersey state championship game as a junior and senior...High school teammate of former Saints DB Malcom Jenkins.

OWNERSHIP

FOOTBALL

ADMINISTRATION

RECORDS

HISTORY



## KYLE WILSON

Year	Team	GP	GS	Tot	TACKLES			Yds	INTERCEPTIONS					FUMBLES		
					Solo	Asst	Sk		No	Yds	Lg	TD	PD	FF	FR	Yds
2010	N.Y. Jets	16	6	19	16	3	0.0	0.0	0	0	0	0	5	0	0	0
2011	N.Y. Jets	16	5	42	36	6	0.0	0.0	2	13	10	0	7	0	0	0
2012	N.Y. Jets	16	15	46	37	9	0.0	0.0	1	5	5	0	4	1	0	0
2013	N.Y. Jets	16	1	24	21	3	0.0	0.0	0	0	0	0	2	0	0	0
2014	N.Y. Jets	16	0	26	24	2	1.0	5.0	0	0	0	0	1	0	0	0
NFL totals		80	27	157	134	23	1.0	5.0	3	18	10	2	19	1	0	0

**ADDITIONAL STATISTICS:** Special Teams Tackles — (2010, 3); (2011, 2); (2012, 1); (2013, 3); (2014, 6) **Total: 15; Punt Returns** — (2010, 15 ret., 111 yds., 7.4 avg., 18 LG); (2012, 4 ret., 30 yds., 7.5 avg., 19 LG); (2013, 4 ret., 13 yds., 3.3 avg., 6 LG) **Total: 23 ret., 154 yds., 6.7 avg., 19 LG; Kickoff Returns** — (2010, 2 ret., 22 yds., 11.0 avg., 15 LG); (2011, 1 ret., 17 yds., 17.0 avg., 17 LG); (2012, 1 ret., 9 yds., 9.0 avg., 9 LG) **Total: 4 ret., 48 yds., 12.0 avg., 17 LG.**


**CAREER HIGHS:** Tackles — 7 (3x), last vs. San Francisco (9/30/12); Sacks — 1, vs. Buffalo (10/26/14); Interceptions — 1, vs. Buffalo (9/9/12); Long Interception Return — 10, vs. San Diego (10/23/11); Passes Defensed — 2 (3x), last at St. Louis (11/18/12); Forced Fumbles — 1, vs. Indianapolis (10/14/12); Fumble Recoveries — 0.

### POSTSEASON

Year	Team	GP	GS	Tot	TACKLES			Yds	INTERCEPTIONS					FUMBLES		
					Solo	Asst	Sk		No	Yds	Lg	TD	PD	FF	FR	Yds
2010	N.Y. Jets	3	0	0	0	0	0.0	0.0	0	0	0	0	0	0	0	0
NFL Totals		3	0	0	0	0	0.0	0.0	0	0	0	0	0	0	0	0



# SAINTS 2015 DRAFT CHOICES



ANDRUS  
PEAT

75

T

HEIGHT: 6-7  
WEIGHT: 316  
COLLEGE: STANFORD  
DRAFTED: 1ST ROUND (13TH OVERALL)  
BORN: 11/4/93

**COLLEGE CAREER** – Considered one of the elite offensive line prospects in the 2015 NFL Draft, Peat started 27 games over the last two seasons at left tackle for the Cardinal. As a junior in 2014, he opened all 13 games and captured first-team All-American honors in anchoring one of the top offensive lines in the nation. The first offensive lineman drafted in the first round by New Orleans since tackle Jammal Brown in 2005, who was also the 13th overall selection, Peat is one of only six collegiate offensive tackles selected in the Saints by the first round, joining Brown, Kyle Turley (1998), William Roaf (1993), Jim Dom-browski (1986) and Stan Brock (1980).

**CAREER TRANSACTIONS** – Agreed to terms on a four-year contract, 5/21/15; Selected by the Saints in the first round (13th overall) of the 2015 NFL Draft.

**2014** – Started all 13 games at LT for the Cardinal, anchoring the left side of an offensive line ranked 18th nationally in fewest tackles for loss allowed (4.62 game) and 42nd in fewest sacks allowed (1.77/game), finishing 8-5...Blocked for a rushing offense that averaged 158.8 yards per game on the ground...Named a first-team All-American by ESPN.com, *The Sporting News* and SI.com, second-team All-American by the *Associated Press*, Walter Camp and CBS Sports, an All-Pac-12 first-team selection and an Outland Trophy semifinalist...Was one of two Morris Trophy winners, given annually to the most outstanding offensive and defensive linemen in the Pac-12 Conference. **2013** – Started all 14 games at LT...An anchor on the left side of one of the nation's top offensive lines, as the Cardinal ranked 22nd in the nation in rushing (207.4 yards/game), 11th in fewest sacks allowed (1.14/game) and fewest tackles for loss allowed (4.14/game)...An SI.com All-American honorable mention selection and *Athlon Sports* All-Pac-12 first-team selection. **2012** – Played in all 13 games for Stanford and rotated throughout season at LT.

OWNERSHIP

FOOTBALL

ADMINISTRATION

RECORDS

HISTORY




## 75 AndrusPEAT T (cont.)

**PERSONAL** – Psychology major...Prepped at Corona del Sol (Tempe, Ariz.) HS, where he was a *USA Today*, *Parade*, SuperPrep and PrepStar All-American... Named the nation's top recruit by *The Sporting News*...Selected to play in the Under Armour All-American and U.S. Army All-American all-star games...Also lettered in basketball and led school to Division 1 state championship as a senior...Father Todd, played six seasons in the NFL for the St. Louis/Phoenix Cardinals (1987-89) and Los Angeles Raiders (1990, 1992-1993)...Brother, Todd, played football at Nebraska...Born Andrus Jamerson Peat on Nov. 4, 1993 in Mesa, Ariz.

### ANDRUS PEAT

Games Played/Started: Stanford — (2012, 13/0); (2013, 14/14); (2014, 13/13) Totals: 40/27



### STEPHONE ANTHONY

50

LB

HEIGHT: 6-3

WEIGHT: 245

COLLEGE: CLEMSON

DRAFTED: 1ST ROUND (31ST OVERALL)

BORN: 7/28/92

**COLLEGE CAREER** – An athletic, rugged, power linebacker with size to fill holes and speed to chase ball-carriers, Anthony was one of the nation's most productive defenders over the past two seasons, recording 221 tackles, 6.5 sacks, two interceptions, two forced fumbles and one fumble recovery. In 52 career games at Clemson, Anthony started 35 contests and recorded 330 tackles (210 solo), 9.5 sacks, three interceptions, 13 passes defended, five forced fumbles and one fumble recovery. He was an All-ACC first-team pick as a senior, leading his team with 90 tackles (61 solo), 2.5 sacks, one interception, four passes defended and two forced fumbles.

**CAREER TRANSACTIONS** – Signed to a four-year contract, 5/12/15; Selected by the Saints in the first round (31st overall) of the 2015 NFL Draft.

**2014** – Team co-captain was one of 15 semifinalists for the Butkus Award and a consensus first-team All-ACC selection...Had team-high 90 tackles, 10.5 tackles for loss, 2.5 sacks, one interception, four passes defended and two forced fumbles in 13 games with 12 starts...Had five tackles and 1.5 stops for loss at Georgia, Aug. 30...Had five tackles and two stops for loss against South Carolina State, Sept. 6 and was named team defensive player-of-the-game...Had team-high eight tackles, two stops for loss, one sack, and two passes defended at No. 1 Florida State, Sept. 20, earning Bednarik Award Player-of-the-Week and

team co-defensive player-of-the-game honors...Had a game-high 10 tackles and 1.5 stops for loss against North Carolina, Sept. 27...Had seven tackles, 0.5 sacks, two passes defended and one forced fumble against North Carolina State, Oct. 4...Had team-high 10 tackles at Boston College, Oct. 18 and was named team co-defensive player-of-the-game...Had six tackles, one sack, an interception and one forced fumble against Syracuse, Oct. 25, earning ACC Co-Linebacker-of-the-Week and team Defensive Player-of-the-Game honors...Had a team-high tying nine tackles at Wake Forest, Nov. 6...Team-high tying 10 tackles and a stop for loss vs. Georgia State, Nov. 22...Had seven tackles at Georgia Tech, Nov. 15...Had three tackles against South Carolina, Nov. 29 and was named team co-defensive-player-of-the-Game...Had three tackles and one stop for loss against Oklahoma in the Russell Athletic Bowl, Dec. 29. **2013** – Second-team All-ACC by Phil Steele and third-team selection by both media and coaches as he had a team-high 131 tackles, 13.5 stops for loss, four sacks, one interception, five passes defended and one fumble recovery, starting all 13 games...Had seven double-digit tackle totals...Had 13 tackles against Georgia, Aug. 31 and was named co-defensive-player-of-the-game...Finished with career-high 16 stops, two for a loss, at North Carolina State, Sept. 19...Had six tackles and a sack against Florida State, Oct. 19...Had 12 tackles, one stop for a loss and two passes defended at South Carolina, Nov. 9...Had game-high 11 tackles, an interception on Ohio State's last drive that sealed the win and a pass defended against the Buckeyes in the Orange Bowl, 1/3/14, earning co-defensive-player-of-the-game honors. **2012** – CollegeFootballNews.com honorable mention sophomore All-American posting 77 tackles, 4.5 stops for loss, one sack, one interception, three passes defended and one forced fumble over 13 games with seven starts...Started each of the first six games of the season...Posted four double-digit tackle totals...Had a team-tying-high seven tackles vs. Auburn at the Georgia Dome, Sept. 1 as he was named defensive player-of-the-game...Had 11 tackles at Florida State, Sept. 22. **2011** – Had 32 tackles, six stops for loss, two sacks, one pass defended and a team-high two forced fumbles over 13 games (three starts)...Had five tackles and two stops for loss at Virginia Tech, Oct. 1...Recorded three tackles, a team-high two stops for loss, one sack and one forced fumble against Hokies in ACC Championship game, Dec. 3...Had four tackles against West Virginia in the Orange Bowl, 1/4/12.

**PERSONAL** – Graduated Dec. 18, 2014 with a degree in sociology...*Parade* and *USA Today* first-team All-American at Anson (N.C.) HS...No. 1 outside linebacker in the nation by ESPN and 247Sports.com...No. 32 player in the nation by ESPN...No. 40 player and No. 4 linebacker in the nation by SuperPrep...North Carolina Gatorade Player-of-the-Year as a senior and *Associated Press* First-Team All-State selection as a junior and senior...Had 123 tackles, 16 stops for loss, four sacks and two interceptions as a senior and 302 yards on 50 carries and 498 yards on 14 kickoff returns...Catcher on the baseball team and power forward on the basketball team...Cousin of Clemson offensive guard Tyrone Crowder...Born July 28, 1992.

OWNERSHIP

FOOTBALL

ADMINISTRATION

RECORDS

HISTORY



## STEPHONE ANTHONY

Year	Team	GP	GS	Tot	TACKLES			Yds	INTERCEPTIONS					FUMBLES		
					Solo	Asst	Sk		No	Yds	Lg	TD	PD	FF	FR	Yds
2011	Clemson	13	3	32	25	7	2.0	19.0	0	0	0	0	1	2	0	0
2012	Clemson	13	7	77	49	28	1.0	1.0	1	0	0	0	3	1	0	0
2013	Clemson	13	13	131	75	56	4.0	30.0	1	0	0	0	5	0	1	0
2014	Clemson	13	12	90	61	29	2.5	27.0	1	8	8	0	4	2	0	0
Career totals		52	35	330	210	120	9.5	77.0	3	8	8	0	13	5	1	0

**CAREER HIGHS:** Tackles — 16, last at N.C. State (9/19/13); Sacks — 2, vs. Boston College (10/12/13); Interceptions — 1 (3x), last vs. Syracuse (10/25/14); Interception Return Yards — 8, vs. Syracuse (10/25/14); Long Interception — 8, vs. Syracuse (10/25/14); Passes Defensed — 2 (3x), vs. N.C. State (10/4/14); Forced Fumbles — 1 (5x), vs. Syracuse (10/25/14); Fumble Recoveries — 1, vs. S.C. State (9/7/13).



HAU'OLI  
KIKAHA

45

LB

HEIGHT: 6-3  
WEIGHT: 246  
COLLEGE: WASHINGTON  
DRAFTED: 2ND ROUND (44TH OVERALL)  
BORN: 7/24/92

**COLLEGE CAREER** – The nation's leader with 19 sacks in 2014 and the Huskies' all-time leader with 36 career takedowns, Hau'oli Kikaha was just the fifth unanimous All-American in Washington history and a finalist for five post-season awards. He played in 44 games at UW and in addition to his sack total added 206 tackles (140 solo), 51.5 tackles for loss, six passes defensed, seven forced fumbles and one fumble recovery.

**CAREER TRANSACTIONS** – Agreed to terms on a four-year contract, 5/11/15; Selected by the Saints in the second round (44th overall) of the 2015 NFL Draft.

**2014** – Finalist for five national postseason awards...Just fifth unanimous All-America in Washington history...Started all 14 games he played in and posted 72 tackles, led nation with a school-record 19 sacks and added 25 tackles for loss, first in school history, two passes defensed, three forced fumbles and a fumble recovery...Streak of 14 consecutive games with at least one takedown broken at Arizona and had a sack in 13 of 14 games...For Hawaii game, had five tackles, including a sack...Six tackles, including one sack, in win over Eastern Washington...Led UW with six tackles in win over Illinois, when he also notched 3.5 stops for loss, three sacks and a fumble recovery...Two tackles for loss, one of them a sack, vs. Georgia State...Served as a game captain vs. Stanford, when he finished with six tackles, one sack and one forced fumble...Enjoyed another outstanding game at Cal, where he had nine tackles, 4.5 tackles for loss, three sacks and one forced fumble...Had a game-high 10 total tackles, including 2.5 quarter-

back takedowns, at Oregon...Broke UW career sacks record and tied single-season record with two more vs. Arizona State, when he served as a game captain... Finished ASU game with six total tackles, including four for a loss and the two sacks...Broke school season sacks record with one at Colorado. Had six stops, including two for a loss and the sack, in win over Buffaloes...Left UCLA contest early in first quarter with an injury, but not before recording a sack for the 14th straight game...Notched nine-yard sack on first play of the Oregon State game, breaking UW single-season TFLs record...Finished with three tackles vs. Beavers...Recorded four tackles, including half a sack, in Apple Cup rivalry win at Washington State...Five tackles, a sack and a forced fumble in the Cactus Bowl vs. Oklahoma State...Finished the season as the nation's sacks leader and ranked second in tackles for loss. **2013** – Earned first-team Academic All-Pac-12 and second-team All-Pac-12 honors...Finished with 13 sacks, tied for the second-most in school history, just 1.5 sacks shy of the Husky record...Started every game... Two tackles, including half of a tackle for loss, in the win over Boise State ... against Illinois, made five tackles, including half of a TFL...Three sacks and a forced fumble in the win over Idaho State...Posted six tackles, including half a sack, at Stanford...Seven tackles, including 1.5 for loss and half a sack, at Arizona State...Six tackles, including two sacks, in win over Cal...Made eight tackles (seven solo) and also had a sack and a forced fumble at UCLA...Three tackles, including a sack, in win at Oregon State...Had a huge game in Apple Cup against Washington State, finishing with career-high 11 tackles, including two sacks (for 20 yards) and 2.5 tackles for loss...Earned defensive MVP honors in the Fight Hunger Bowl vs. BYU, tallying three sacks, a forced fumble and nine total tackles. **2012** – Suffered a knee injury early in fall camp and missed entire season. **2011** – Started first four games at one DE spot, but suffered season-ending knee injury early vs. California...Made seven tackles, including 2.5 tackles for loss and a sack, in opener vs. EWU...Also had seven tackles, including 0.5 for loss, at Nebraska. **2010** – Played in all 13 games as true freshman, starting final seven games at one DE spot...Recorded 49 tackles, including eight for loss...In Holiday Bowl win over Nebraska, had four tackles, including three for loss and a sack...Notched eight tackles, including one for loss and one forced fumble, vs. Cornhuskers in regular season meeting...Five tackles, including two for a loss and 1.5 sacks, in win over Oregon State...Five tackles, one for a loss, vs. UCLA... Four tackles, including half a sack, at Washington State...Won the team's Travis Spring Most Outstanding Freshman Award at the postseason team banquet.

**PERSONAL** – Legally changed his last name prior to the start of the 2013 season, taking the last name Kikaha from his mother's side of his family...Previously went by the last name of Jamora...Named state Defensive Player of the Year by the *Honolulu Star-Bulletin* at Kahuku (Hau'ula, Hawaii) HS...Earned state's Co-Defensive Player of the Year from the *Honolulu Advertiser*...Led Kahuku to a 12-1 record and a spot in state championship game...Won Oahu Interscholastic League's Red Division title as well as the overall OIA championship...Also played TE...Played in the Hawai'i/Polynesia-Mainland Bowl following senior season...As a junior, helped Red Raiders to a 10-2 record and another berth in the state title game...Also participated in judo and wrestling...Was a league champion in judo...Born July 24, 1992.

OWNERSHIP

FOOTBALL

ADMINISTRATION

RECORDS

HISTORY



## HAU'OLI KIKAHA

Year	Team	GP	GS	Tot	TACKLES			Yds	INTERCEPTIONS					FUMBLES		
					Solo	Asst	Sk		No	Yds	Lg	TD	PD	FF	FR	Yds
2010	Washington	13	7	49	33	16	3.0	27.0	0	0	0	0	1	1	0	0
2011	Washington	4	4	15	8	7	1.0	5.0	0	0	0	0	0	0	0	0
2012	Washington															
2013	Washington	13	13	70	46	24	13.0	82.0	0	0	0	0	3	3	0	0
2014	Washington	14	14	72	53	19	19.0	130.0	0	0	0	0	2	3	1	0
Career totals		44	38	206	140	66	36.0	244.0	0	0	0	0	6	7	1	0

**CAREER HIGHS:** **Tackles** — 11, vs. Washington State (11/29/13); **Sacks** — 3 (4x), last at California (10/11/14); **Passes Defensed** — 1 (6x), last vs. Arizona State (10/25/14); **Forced Fumbles** — 1 (7x), last vs. Oklahoma State (1/2/15); **Fumble Recoveries** — 1, vs. Illinois (9/13/14).



## GARRETT GRAYSON

18

QB

HEIGHT: 6-2  
WEIGHT: 220  
COLLEGE: COLORADO STATE  
DRAFTED: 3RD ROUND (75TH OVERALL)  
BORN: 5/29/91

**COLLEGE CAREER** — The 2014 Mountain West Conference Offensive player of the Year comes to New Orleans following a standout senior campaign where he completed 270-of-420 passes for 4,006 yards and 32 touchdowns. Grayson established or tied 16 school records over his career, including passing yards (9,190), completions (688) and touchdowns (64). Overall in four seasons in Fort Collins, he played in 37 games with 35 starts and completed 688-of-1,113 passes (61.8%) for 9,190 yards with 64 touchdowns.

**CAREER TRANSACTIONS** — Agreed to terms on a four-year contract, 5/11/15; Selected by Saints in the third round (75th overall) of the 2015 NFL Draft.

**2014** — Started all 13 games and completed 270-of-420 passes (64.3%) for 4,006 yards with 32 touchdowns, leading the Mountain West Conference in both passing yards and TDs...Named Mountain West Conference Offensive Player of the Year and also garnered first-team All-Mountain West...TD pass total was tied for eighth in NCAA FBS and his passer efficiency rating of 166.2 was ranked fifth in NCAA FBS and first among Mountain West Conference quarterbacks... Threw for more than 300 yards in a school-record 11 games...Passed for 434 yards at Boise State, Sept. 6 and 425 yards against UC Davis, Sept. 13, making his 859 passing yards, the most-ever by a Colorado State passer in consecutive games...Last-minute touchdown pass on fourth-and-11 against Boston College, Sept. 27, helping CSU win its third straight against a team from one of the Power 5 conferences...78% completion percentage on 290 yards passing and a TD

helped lead Rams to a win at San Jose State, Nov. 1... Threw for four more touchdowns against Hawaii, Nov. 8. **2013** – Started 14 games... Completed 297-of-478 passes (62.1%) for 3,696 yards with 23 touchdowns and 11 interceptions, with his completion total ranked 14th all-time in NCAA FBS record books at the time and is still first on Colorado State's single-season list... Vs. Boise State, Nov. 2, threw for 397 yards... In the Rams' win over Washington State in the Gildan New Mexico Bowl, Dec. 21, threw for 369 yards and two touchdown passes. **2012** – Played in only six games with five starts as a sophomore due to a broken collarbone... Completed 78-of-138 passes for 946 yards with seven touchdowns... Played in his first Rocky Mountain Showdown vs. Colorado, Sept. 1 and threw for 173 yards and two TDs in a turnover-free performance... At San Jose State, Sept. 15, completed 24 passes for 297 yards and two TDs and rushed for another score. **2011** – Saw limited action in four games as a freshman with three starts and completed 43-of-77 passes for 542 yards with two touchdowns and six interceptions and carried 47 times for 193 yards with one touchdown.

**PERSONAL** – Majored in communication studies... Appeared three times as both the first-team QB in conference and the first-team QB in his region, at Heritage (Vancouver, Wash.) HS... Broke most of Washington's Class 4A state passing records, and had nation's highest completion percentage as a senior (73.2%)... Topped 10,000 yards in total offense during prep career... Garnered consecutive Greater St. Helens League Most Valuable Player honors in 2008 and 2009... Three-year starter and letterwinner, also played FS, CB and WR, and served two seasons as a team captain... Guided the Timberwolves to three consecutive Class 4A playoff berths and a Greater St. Helens League championship in 2008... Conference Player of the Year in 2009, completed 73.2 percent of his passes (238-for-325), for 2,720 yards, with 18 touchdown passes and only five interceptions... Also as a senior, averaged 8.2 yards on 117 carries (958 yards), with nine TDs... Uncle, Danny Grayson, was an All-American linebacker at Washington State, selected in seventh round of 1990 NFL Draft by the Pittsburgh Steelers... Garrett Bradley Grayson was born May 29, 1991 in Vancouver, Wash.


## GARRETT GRAYSON

Year	Team	GP	GS	Att	PASSING					Lg	TD	Int	Att	RUSHING				Lg	TD
					Cmp	Pct	Yds							Yds	Avg.				
2011	Colorado State	4	3	77	43	55.8	542	66t	2	6	47	193	4.1	20	1				
2012	Colorado State	6	5	138	78	56.5	946	69	7	3	39	17	0.4	16	1				
2013	Colorado State	14	14	478	297	62.1	3,696	63	23	11	63	119	1.7	22	2				
2014	Colorado State	13	13	420	270	64.3	4,006	76	32	7	76	-46	-0.8	0	0				
<b>Career Totals</b>		<b>37</b>	<b>35</b>	<b>1,113</b>	<b>688</b>	<b>61.8</b>	<b>9,190</b>	<b>76</b>	<b>27</b>	<b>76</b>	<b>212</b>	<b>283</b>	<b>1.3</b>	<b>22</b>	<b>4</b>				

**Career record as starter:** 19-16 (.543); 0-3 (.000) in 2011, 1-4 (.250) in 2012, 8-6 (.571) in 2013, 10-3 (.769) in 2014.

**CAREER HIGHS:** Attempts — 58, at Boise State (9/6/14); Completions — 36, vs. Boise State (11/2/13); Completion Pct. — 85.7, vs. Wyoming (10/25/14); Passing Yards — 433, at Boise State (9/6/14); Long Pass — 76, at Air Force (11/28/14); Passing TDs — 5, vs. Wyoming (10/25/14).





# P.J. WILLIAMS

# 36

**CB**
**HEIGHT: 6-0**
**WEIGHT: 196**
**COLLEGE: FLORIDA STATE**
**DRAFTED: 3RD ROUND (78TH OVERALL)**
**BORN: 6/1/93**

**COLLEGE CAREER** – An experienced starter from Florida State University who developed into one of the nation's top cover corners as a junior in 2014, Williams finished his collegiate career with 123 tackles (82 solo), four interceptions and 18 passes defended.

**CAREER TRANSACTIONS** – Signed to a four-year contract, 5/12/15; Selected by the Saints in the third round (78th overall) of the 2015 NFL Draft.

**2014** – Semifinalist for Thorpe Award, *USA Today* All-America second-team selection and a first-team All-ACC selection...Started all 13 games he played in... Finished with 74 tackles (52 solo), one sack, 6.5 tackles for loss, one interception, 10 passes defended, one forced fumble and one fumble recovery...Had game-high and career-high 14 tackles, including a half-tackle for loss, against Oregon in the Rose Bowl...Performance came after he posted career-highs with nine tackles and two tackles for loss against Georgia Tech in ACC Championship Game...Forced and recovered a fumble in fourth quarter of the opener vs. Oklahoma State.

**2013** – Starting CB blossomed into one of ACC's best defensive backs in his second season, earning All-ACC honorable mention honors from conference media and coaches...Captured Defensive MVP honors in BCS National Championship Game vs. Auburn after making seven tackles, including a half-tackle for loss and interception on consecutive plays at the start of the fourth quarter when the Seminoles trailed 21-13. Pick of Auburn QB Nick Marshall provided a spark and led to an FSU TD...Recorded 35 tackles (21 solo), 1.5 tackles for loss, three interceptions and seven passes defended in 13 games with 11 starts...Recorded his first career interception and added four tackles at Boston College...Posted three tackles at Clemson...Made two tackles, intercepted a pass and broke up another against Miami...Had two tackles, one tackle for loss and a pass defended against Idaho...Key member of nation's No. 1-ranked pass defense (156.6 ypg) and third-ranked total defense (281.4 ypg)...FSU also led the nation in interceptions (26) and scoring defense (12.1 ppg). **2012** – Freshman defensive back played in 14 games for FSU...Posted 14 tackles and one pass defended...Vs. Boston College, had four solo tackles, one for loss...Also a key contributor on kickoff and punt return coverage teams.


**PERSONAL** – Played S and WR for Vanguard (Ocala, Fla.) HS and was named school's first-ever Under Armour All-American...Recorded 52 tackles as a senior and earned *AP* Class 6A All-State first-team honors as a defensive utility player...Played in Under Armour All-America game...Named *Ocala Star-Banner*

first-team All-County, to the Super 75 by the *Florida Times-Union* and was ranked No. 52 on the *Orlando Sentinel's* 2012 Florida Top 100...Has been clocked with sub 4.4 time in 40-yard dash...Earned All-County honors as a junior after logging 83 tackles and an interception as the Knights' starting safety... posted a county-best 33.8-yards-per-return average on kickoffs, including a school-record four touchdowns as a sophomore.

## P.J. WILLIAMS

Year	Team	GP	GS	Tot	TACKLES			Yds	INTERCEPTIONS					FUMBLES		
					Solo	Asst	Sk		No	Yds	Lg	TD	PD	FF	FR	Yds
2012	Florida State	14	0	14	9	5	0.0	0.0	0	0	0	0	1	0	0	0
2013	Florida State	13	11	35	21	14	0.0	0.0	3	24	20	1	7	0	0	0
2014	Florida State	13	13	74	52	22	1.0	9.0	1	14	14	0	10	1	1	0
<b>Career totals</b>		<b>40</b>	<b>24</b>	<b>123</b>	<b>82</b>	<b>41</b>	<b>1.0</b>	<b>9.0</b>	<b>4</b>	<b>38</b>	<b>20</b>	<b>1</b>	<b>18</b>	<b>1</b>	<b>1</b>	<b>0</b>

**CAREER HIGHS:** Tackles — 14, vs. Oregon (1/1/15); Sacks — 1, vs. Virginia (11/8/14); Interceptions — 1 (4x), last vs. Wake Forest (10/4/14); Interception Return Yards — 20, at Boston College (9/28/13); Passes Defensed — 2 (2x), last vs. Clemson (9/20/14).



## DAVIS TULL

55

LB

HEIGHT: 6-3  
WEIGHT: 240  
COLLEGE: CHATTANOOGA  
DRAFTED: 5TH ROUND (148TH OVERALL)  
BORN: 11/12/91

**COLLEGE CAREER** — This three-time Southern Conference Defensive Player of the Year comes to New Orleans and will compete for a roster spot by competing on defense and special teams. Tull joins the Saints after a star-studded senior campaign at Chattanooga, where he was selected as a first-team *Associated Press* All-American for the second consecutive year after posting 58 tackles and 10.5 sacks. In four seasons, he started all 48 games he played in and posted career totals of 196 tackles (133 solo), 37 sacks, one pass defensed, 10 forced fumbles and four fumble recoveries.

**CAREER TRANSACTIONS** — Signed to a four-year contract, 5/11/15; Selected by the Saints in the fifth round (148th overall) of the 2015 NFL Draft.

**2014** — An *Associated Press* FCS first-team All-American...Named the Southern Conference Defensive Player of the Year for the third consecutive season... Played in all 14 games on the defensive line and posted 58 tackles, 18 stops for loss, a conference-best 10.5 sacks, two forced fumbles and one fumble recovery.

**2013** — Repeated as Southern Conference Defensive Player of the Year and was a first-team *Associated Press* FCS All-American selection...Played in 12 games



# 55 DavisTULL LB (cont.)

on the defensive line and posted 52 tackles (37 solo), nine sacks, 15 tackles for loss, four forced fumbles, one fumble recovery and one pass defended...Had career-highs in sacks (3.5) and forced fumbles (2) in a monster performance vs. Furman, Oct. 12. **2012** – Southern Conference Defensive Player of the Year played in 11 games on the defensive line and finished with 56 tackles, 12.5 sacks, which ranked first in the conference and second in the nation, 19 stops for loss and three forced fumbles...Posted a career-high 12 tackles and three sacks vs. Georgia Southern, Oct. 27. **2011** – Named to the Southern Conference All-Freshman team as he started all 11 games on the defensive line and posted 30 tackles, including eight for a loss, five sacks, one forced fumble and two fumble recoveries

**PERSONAL** – Graduated with a bachelor's degree in health & human performance, finishing with a 3.54 grade point average...Was a three-year letter winner at Bearden (Knoxville, Tenn.) HS...All-Region as a junior in 2008...Preseason all-star as a senior before breaking his femur in the second game, which caused him to miss the remainder of the season...Due to the injury, Tull did not have a Division 1 football scholarship offer and instead walked on at Chattanooga...Honored by the Tennessee Sports Hall of Fame with its Perseverance Award for overcoming adversity...Member of his high school's Honor Society...Charles Davis Tull was born Nov. 12, 1991.

## DAVIS TULL

Year	Team	GP	GS	Tot	TACKLES			Yds	INTERCEPTIONS					FUMBLES		
					Solo	Asst	Sk		No	Yds	Lg	TD	PD	FF	FR	Yds
2011	Chattanooga	11	11	30	18	12	5.0	30.0	0	0	0	0	0	1	2	12
2012	Chattanooga	11	11	56	41	15	12.5	86.0	0	0	0	0	0	3	0	0
2013	Chattanooga	12	12	52	37	15	9.0	46.0	0	0	0	0	1	4	1	0
2014	Chattanooga	14	14	58	37	21	10.5	65.0	0	0	0	0	0	2	1	0
<b>Career totals</b>		<b>48</b>	<b>48</b>	<b>196</b>	<b>133</b>	<b>63</b>	<b>37.0</b>	<b>227.0</b>	<b>0</b>	<b>0</b>	<b>0</b>	<b>0</b>	<b>1</b>	<b>10</b>	<b>4</b>	<b>12</b>

**CAREER HIGHS:** Tackles — 12, vs. Georgia Southern (10/27/12); Sacks — 3.5, vs. Furman (10/12/13); Passes Defensed — 1, vs. UT Martin (8/29/13); Forced Fumbles — 2, vs. Furman (10/12/13); Fumble Recoveries — 1 (4x), last at Western Carolina (11/1/14).



## TYLER DAVISON

# 95

## DL

HEIGHT: 6-2

WEIGHT: 309

COLLEGE: FRESNO STATE

DRAFTED: 5TH ROUND (154TH OVERALL)

BORN: 9/23/92

**COLLEGE CAREER** – Tyler Davison played in 53 games along the defensive line at Fresno State, producing 161 tackles, 28.5 tackles for loss and 14.5 sacks during his collegiate career. A two-time first-team All-Mountain West selec-

tion, Davison racked up a career-high 61 tackles, 13 tackles for loss, 8.5 sacks, two forced fumbles and one fumble recovery as a senior in 2014.

**CAREER TRANSACTIONS** – Signed to a four-year contract, 5/11/15; Selected by the Saints in the fifth round (154th overall) of the 2015 NFL Draft.

**2014** – Named first-team All-Mountain West...Racked up single-season career-highs in tackles (61), tackles for loss (13.0), sacks (8.5) and forced fumbles (two)...His 61 tackles were the third-most by a defensive lineman in the Mountain West, doing so out of the nose guard position...In MWC games (eight contests), tied for first among all defensive linemen with 5.9 tackles per game...Tied for fourth in the conference in sacks and seventh in tackles for loss...Set single-game career-highs in tackles (14 at UNLV) and sacks (three vs. Hawaii)...14 stops were the most by a Bulldog defensive lineman this century and the most tackles by any MWC defensive lineman in 2014, and three sacks were the most in a single-game by a Bulldog since Oct. 16, 2010...Recorded a tackle for loss in 10 of 14 games. **2013** – Second-team All-Mountain West selection...Started all 13 games for the Bulldogs at nose guard for the second consecutive season...Registered 41 tackles on the season and recorded a season-best six stops in the Mountain West Championship game versus Utah...Had 7.5 tackles for a loss, two sacks and two passes defended...Blocked one PAT, which came in Nov. 2 win over Nevada...Posted five tackles, one sack and one pass defended versus Boise State...Had season-best two tackles for loss against Nevada. **2012** – First-team All-Mountain West selection...Started all 13 games for the Bulldogs at nose guard...43 tackles were the most among Bulldog defensive linemen and added seven tackles for loss and three sacks...Three fumble recoveries tied for second-most in Mountain West and he recovered a fumble for a TD in win at Nevada, Nov. 10...Had seven quarterback hurries, a forced fumble, a pass defended and blocked a PAT against San Diego State, which Fresno State was able to return for a two-point conversion...Had eight tackles, including 1.5 stops for loss for second-straight game against New Mexico, Oct. 27...Posted seven tackles (five solo) in win over San Diego State, Sept. 29. **2011** – Academic All-WAC...Played in all 13 games...Finished with 16 stops, the most by a front four non-starter...Best game of season at Hawaii when he recorded three stops, including first sack in three-point win...Posted three tackles in two other games - at New Mexico State and vs. No. 5 Boise State...Had a tackle in seven of last eight games. **2010** – Redshirted.

**PERSONAL** – Majored in criminology-law enforcement...Played at Desert Mountain (Scottsdale, Ariz.) HS...Team captain...Named first-team All-Region as both an offensive and defensive lineman...Senior year recorded 10 sacks and three forced fumbles...As a junior was an All-City offensive tackle...In high school career he posted 109 tackles and 13 sacks...As a junior wrestler went 15-4 and won two tournaments competing in heavyweight division and was Arizona state champion as a senior...Hobbies include football, working out, fishing and spending time with friends and family...Born Sept. 23, 1992 in Phoenix, Ariz.

OWNERSHIP

FOOTBALL

ADMINISTRATION

RECORDS

HISTORY



## TYLER DAVISON

Year	Team	GP	GS	Tot	TACKLES			Yds	INTERCEPTIONS					FUMBLES		
					Solo	Asst	Sk		No	Yds	Lg	TD	PD	FF	FR	Yds
2010	Fresno State							REDSHIRT								
2011	Fresno State	13	0	16	7	9	1.0	9.0	0	0	0	0	0	0	0	0
2012	Fresno State	13	13	43	28	15	3.0	14.0	0	0	0	0	1	1	3	9
2013	Fresno State	13	13	41	26	15	2.0	9.0	0	0	0	0	2	0	0	0
2014	Fresno State	14	14	61	35	26	8.5	54.0	0	0	0	0	0	2	1	0
<b>Career totals</b>		<b>53</b>	<b>40</b>	<b>161</b>	<b>96</b>	<b>65</b>	<b>14.5</b>	<b>86.0</b>	<b>0</b>	<b>0</b>	<b>0</b>	<b>0</b>	<b>3</b>	<b>3</b>	<b>4</b>	<b>9</b>

**ADDITIONAL STATISTICS:** Blocked Kicks — (2012, 1); (2013, 1) **Total: 2.**

**CAREER HIGHS:** Tackles — 14, at UNLV (10/10/14); Sacks — 3, vs. Hawaii (11/29/14); Passes Defensed — 1 (3x), last vs. Boise State (9/20/13); Forced Fumbles — 1 (3x), last vs. Hawaii (11/29/14); Fumble Recoveries — 1 (4x), last at Nevada (11/22/14); Blocked Kicks — 1 (2x), last vs. Nevada (11/2/13).



## DAMIAN SWANN

38

CB

HEIGHT: 6-0

WEIGHT: 189

COLLEGE: GEORGIA

DRAFTED: 5TH ROUND (167TH OVERALL)

BORN: 12/4/92

**COLLEGE CAREER** – This four-year letterman at the University of Georgia appeared in 50 career games with 40 starts for the Bulldogs. For his career, he recorded 180 tackles (115 solo), 21 passes defensed, eight interceptions, 10 tackles for a loss, four sacks, six forced fumbles and three fumble recoveries. The Atlanta native will compete for a spot on defense and special teams as a rookie in New Orleans after capturing *Associated Press* second-team All-SEC honors as a senior in 2014, when he made 65 stops, four interceptions, two sacks, four forced fumbles and one fumble recovery brought back for a touchdown.

**CAREER TRANSACTIONS** – Signed to a four-year contract, 5/11/15; Selected by the Saints in the fifth round (167th overall) of the 2015 NFL Draft.

**2014** – *Associated Press* and Phil Steele second-team All-SEC selection...One of team's permanent defensive captains and UGA Coaches' Leadership Award winner...Started all 12 games he played in and finished with 65 tackles (35 solo), four interceptions, tied for most on the team, a team-best four forced fumbles, which led the SEC and one fumble recovery that was brought back 99 yards for a touchdown...Recorded 10 tackles, a forced fumble, and returned a fumble 99 yards for a TD vs. No. 16 Georgia Tech...Named SEC Defensive Player of the Week and CFPA National DB of the Week for his performance against Arkansas in which he set a career-high with 11 tackles and recorded one sack, one interception, and forced a career-best two fumbles...Made eight tackles vs. Tennessee

and also recorded a sack and two tackles for a loss...Posted eight tackles at No. 24 South Carolina, and also recorded an interception. **2013** – Started all 13 games he played in and tallied 57 tackles (43 solo) and eight passes defended... Had eight tackles vs. No. 7 Auburn...Made five solo stops vs. Florida...Led the team with 10 tackles vs. Vanderbilt...Tallied four tackles vs. No. 6 South Carolina. **2012** – Started all 14 games and led the Bulldogs with four interceptions, also adding 53 tackles (34 solo), 3.5 tackles for a loss, two sacks, two forced fumbles, two fumble recoveries and five passes defended...Recipient of team's Most Improved Player award...Had career-high two interceptions (tying school bowl record) to go with six tackles vs. No. 16 Nebraska in Capital One Bowl... Recorded seven stops vs. No. 2 Alabama in the SEC Championship game... Made three tackles, including a sack, in addition to recovering two fumbles vs. Mississippi and was named the CFPA Honorable Mention Defensive Back of the Week...Had a sack and an interception vs. No. 3 Florida...Recorded seven tackles and forced a fumble at Kentucky...Had six stops and an interception vs. Tennessee...Had four tackles vs. Florida Atlantic...Had eight tackles and a 30-yard punt return vs. Buffalo. **2011** – Played in 11 games with a start and recorded five tackles (three solo)...Had three tackles, including one for a loss, vs. New Mexico State.

**PERSONAL** – Majored in housing...Played at Grady (Atlanta, Ga.) HS, where he started all four years on defense, offense and special teams and was a U.S. Army All-American selection and a member of the Georgia Sports Writers Association Class AAA All-State Defensive Team...As a junior recorded 800 receiving yards with 11 touchdowns, 30 tackles and four interceptions with one defensive touchdown...Born Dec. 4, 1992.

## DAMIAN SWANN

Year	Team	GP	GS	Tot	TACKLES				Yds	INTERCEPTIONS					FUMBLES		
					Solo	Asst	Sk			No	Yds	Lg	TD	PD	FF	FR	Yds
2011	Georgia	11	1	5	3	2	0.0	0.0	0	0	0	0	0	0	0	0	0
2012	Georgia	14	14	53	34	19	2.0	12.0	4	61	27	0	5	2	2	2	49
2013	Georgia	13	13	57	43	14	0.0	0.0	0	0	0	0	8	0	0	0	0
2014	Georgia	12	12	65	35	30	2.0	17.0	4	18	18	0	8	4	1	99	
<b>Career totals</b>		<b>50</b>	<b>40</b>	<b>180</b>	<b>115</b>	<b>65</b>	<b>4.0</b>	<b>29.0</b>	<b>8</b>	<b>79</b>	<b>27</b>	<b>0</b>	<b>21</b>	<b>6</b>	<b>3</b>	<b>148</b>	

**ADDITIONAL STATISTICS: Punt Returns** — (2012, 5 ret., 37 yards, 30 long); (2013, 9 ret., 28 yards, 12 long); **Total: 14 ret., 65 yards, 30 long.**

**CAREER HIGHS: Tackles** — 11, at Arkansas (11/1/14); **Sacks** — 1 (4x), last at Arkansas (11/1/14); **Interceptions** — 2, vs. Nebraska (1/1/13); **Interception Return Yards** — 46, vs. Nebraska (1/1/13); **Long Interception** — 27, vs. Nebraska (1/1/13); **Passes Defensed** — 4, vs. Louisville (12/30/14); **Forced Fumbles** — 2, at Arkansas (11/1/14); **Fumble Recoveries** — 1 (3x), last vs. Georgia Tech (11/29/14).

OWNERSHIP

FOOTBALL

ADMINISTRATION

RECORDS

HISTORY



# MARCUS MURPHY

# 48

**RB/RS**
**HEIGHT: 5-9**
**WEIGHT: 195**
**COLLEGE: MISSOURI**
**DRAFTED: 7TH ROUND (230TH OVERALL)**
**BORN: 10/3/91**

**COLLEGE CAREER** – This four-year letterman at the University of Missouri appeared in 52 career games for the Tigers. For his career, the all-purpose threat carried 337 times for 1,957 yards (5.8 avg.) with 16 touchdowns, caught 50 passes for 318 yards with two touchdowns, brought back 75 punts for 801 yards (10.7 avg.) with four touchdowns and returned 87 kickoffs for 2,036 yards with three scores. The DeSoto, Texas native will compete for a spot on both offense and special teams as a rookie in New Orleans after an electrifying senior campaign in 2014 when he was named the Southeastern Conference Special Teams Player of the Year for racking up 1,921 all-purpose yards.

**CAREER TRANSACTIONS** – Signed to a four-year contract, 5/11/15; Selected by the Saints in the seventh round (230th overall) of the 2015 NFL Draft.

**2014** – SEC Special Teams Player of the Year as voted by the conference's coaches and was first-team All-SEC as an all-purpose player and kick returner... Finalist for the Paul Hornung Award, which honors the nation's most versatile player... Led the SEC with his 1,921 all-purpose yards and was the only player in FBS to score via kick return, punt return, rushing and receiving... Finished the season with 924 rushing yards, 212 receiving yards, 281 punt return yards and 504 kickoff return yards... Finished the year with eight total TDs... Finished college career with career-high 157 rushing yards in the Buffalo Wild Wings Citrus Bowl, the first 100-yards rushing outing of career in final game, helping the Tigers to a 33-17 win over Minnesota... Carried 11 times for 62 yards and the game-winning touchdown vs. Arkansas, Nov. 28... Had 19 attempts for 86 yards and tied a career-high with two TDs at Tennessee, Nov. 22... Set career-highs in attempts (20), and receptions (5), rushing for 88 yards at Texas A&M, Nov. 15... Had 52 rushing yards on 13 carries and 108 all-purpose yards vs. Kentucky, Nov. 1... Posted 93 rushing yards on 16 attempts vs. Vanderbilt, Oct. 25, also with 18 punt return yards to move into first all-time at Mizzou in combined return yardage... Highlight reel game at Florida, Oct. 18, becoming the first player in Mizzou history to rush, return a kickoff (96) and return a punt (82) for a touchdown in a single-game, totaling a career-best 224 all-purpose yards, earning SEC Special Teams Player of the Week for his efforts... Finished with 98 rushing yards in the 21-20 win at No. 13 South Carolina as part of a 188-yard all-purpose game (98 rush, 46 PR, 32 KR, 12 rec.)... Returned a kickoff 100 yards for a touchdown vs. South Dakota State. **2013** – Led team with 1,425 all-purpose yards and tallied 10 total touchdowns, including nine rushing and one receiving... Part of Mizzou's three-headed rushing attack that, with his 601 rushing yards, to-

taled 2,305 on the season...Had what was then a career day catching ball vs. Auburn, Dec. 7, as he finished with 40 receiving yards, a long of 24-yards and one TD...Tallied ninth rushing touchdown of the season on a two-yard run vs. Texas A&M, Nov. 30...Had 16 rushing attempts for 67 yards, along with his eighth rushing TD, in the 24-10 win at No. 24 Mississippi, Nov. 23...Scored two rushing TDs vs. South Carolina, Oct. 26...Broke off one of the best runs of his career with a swerving 36-yard TD at No. 7 Georgia, Oct. 12, totaling five carries for 57 yards. **2012** – Returned with style after missing all of 2011 with a shoulder injury, as he was named a second-team All-American and a first-team All-SEC performer thanks to an electrifying season as a returner...Ranked second in conference and 10th in the NCAA with his punt return average of 13.9 yards, and he also ranked fifth in the conference (42nd nationally) with his 24.1 kickoff return average...Took an MU-record four kicks back for scores in all, including a school-record three punt return TDs and one kickoff return TD (a 98-yarder which came against eventual BCS National Champion Alabama)...Made a huge impact in the opener vs. Southeastern Louisiana, becoming the first Tiger ever with two punt return touchdowns in the same game. His first score came with under five minutes left in the third quarter, spinning off a few defenders and sprinting 70 yards for a touchdown. In the fourth quarter, he bested that with a 72-yard touchdown. Finished the game with 180 yards on five punt returns, breaking the previous school record of 156, held by NFL Hall of Famer Roger Wehrli (Oct. 21, 1967). Named SEC Special Teams Player of the Week...Recorded his third punt return for a TD on the year against Central Florida, taking one 66 yards to the house to give the Tigers a 14-10 lead midway through the third quarter. Was named SEC Special Teams Player of the Week for the second time on the year...Returned a kickoff for a touchdown against Alabama, getting the Tigers back into the game. The return was his first kickoff return for a TD in his career and it was a 98-yarder to go along with his three punt-return TDs so far this season...Averaged a team-best 5.4 yards per carry on eight rushing attempts, gaining 43 yards with a touchdown in the Tigers' 33-10 homecoming win over Kentucky. **2011** – Missed the season due to a shoulder injury sustained in July individual workouts. **2010** – Made nice contributions as true freshman, as MU's kickoff returner, making 24 returns for 475 yards (19.8 avg.). Also carried 22 times for 181 yards and two TDs overall...Gained 74 yards on three carries at Texas Tech, including a 69-yard score on the third play of the game to give the Tigers a quick 7-0 lead.

**PERSONAL** – Majored in parks, recreation & tourism...Prepped at DeSoto (Texas) HS, where he was Ranked by Rivals.com as the nation's No. 13 all-purpose back, and as the No. 55 overall prospect at any position to come out of the state of Texas...Ran for 1,410 yards and 19 touchdowns as a senior, while catching 35 passes out of the backfield for 653 yards and eight more touchdowns...Accounted for 23 total touchdowns as a junior in 2008, as he ran for 1,274 yards and 17 scores, while adding 41 catches for 524 yards and six touchdowns...Lists hobbies as working out, listening to music and playing sports.

OWNERSHIP

FOOTBALL

ADMINISTRATION

RECORDS

HISTORY



## MARCUS MURPHY

Year	Team	GP	GS	Att	RUSHING				No	RECEIVING			
					Yds	Avg	Lg	TD		Yds	Avg	Lg	TD
2010	Missouri	12	0	22	181	8.2	69t	2	2	5	2.5	5	0
2011	Missouri												
2012	Missouri	12	0	46	251	5.5	25	1	9	22	2.4	9	0
2013	Missouri	14	0	92	601	6.5	42	9	11	79	7.2	24	1
2014	Missouri	14	11	177	924	5.2	69	4	28	212	7.6	26	1
<b>Career Totals</b>		<b>52</b>	<b>11</b>	<b>337</b>	<b>1,957</b>	<b>5.8</b>	<b>69t</b>	<b>16</b>	<b>50</b>	<b>318</b>	<b>6.4</b>	<b>26</b>	<b>2</b>

Year	Team	No	Yds	Avg	Lg	TD	PUNT RETURNS				No	Yds	Avg	Lg	TD
							Yds	Avg	Lg	TD					
2010	Missouri	0	0	0.0	0	0					24	475	19.8	39	0
2011	Missouri														
2012	Missouri	27	374	13.9	72t	3					19	458	24.1	98t	1
2013	Missouri	21	146	7.0	38	0					27	599	22.2	42	0
2014	Missouri	27	281	10.4	82t	1					17	504	29.6	100t	2
<b>Career Totals</b>		<b>75</b>	<b>801</b>	<b>10.7</b>	<b>82t</b>	<b>4</b>					<b>87</b>	<b>2,036</b>	<b>23.4</b>	<b>100t</b>	<b>3</b>

**CAREER HIGHS:** Rushes — 20, at Texas A&M (11/15/14); **Rushing Yards** — 157, vs. Minnesota (1/1/15); **Long Rush** — 69 (2x), last vs. Minnesota (1/1/15); **Rushing TDs** — 2 (2x), last at Tennessee (11/22/14); **Receptions** — 5, at Texas A&M (11/15/14); **Receiving Yards** — 41, at Toledo (9/6/14); **Long Reception** — 26, at Toledo (9/6/14); **Receiving TDs** — 1 (2x), last at Toledo (9/6/14); **Punt Returns** — 5 (3x), last vs. Murray St. (8/31/13); **Punt Return Yards** — 180, vs. Southeastern Louisiana (9/2/12); **Long Punt Return** — 82t, at Florida (10/18/14); **Punt Returned for TD** — 2, vs. Southeastern Louisiana (9/2/12); **Kickoff Returns** — 6, vs. Texas A&M (11/24/12); **Kickoff Return Yards** — 129, vs. South Dakota St. (8/30/14); **Long Kickoff Return** — 100t, vs. South Dakota St. (8/30/14); **Kickoff Returned for TD** — 1 (3x), last at Florida (10/18/14).

## FREEAGENT/UNDRAFTED



**27 Edwin Baker RB**  
**Michigan State (5-8, 210)**  
**NFL Experience: 1**

Signed by Saints to reserve/future contract, 12/29/14...Re-signed to practice squad, 11/19/14...Waived, 11/18/14...Signed to active roster from practice squad, 10/25/14...Signed by Saints to practice squad, 9/16/14...Waived by Cleveland Browns, 8/25/14...Signed by Browns to active

roster from Houston practice squad, 12/10/13...Signed by Houston Texans to practice squad, 11/20/13...Released from Denver Broncos practice squad, 11/19/13...Signed by Denver to practice squad, 9/1/13...Waived by San Diego Chargers, 8/25/13...Signed by Chargers from practice squad to active roster, 12/19/12...Signed by Chargers to practice squad, 9/1/12...Waived by Chargers, 8/31/12...Signed by Chargers to a four-year contract, 5/11/12...Selected by Chargers in the seventh round (250th overall) of the 2012 NFL Draft...Has played in six career games with two starts, carrying 44 times for 173 yards with two TDs and posting eight receptions for 57 yards...Played in three games for New Orleans in 2014 and carried once for two yards at Carolina, Oct. 30...Appeared in three games with two starts for Cleveland in 2013 and rushed 43 times for 171

yards with two TDs and posted eight receptions for 57 yards...Also spent first 11 weeks of the 2013 season on Broncos' practice squad and three on Texans practice roster...After spending the first 15 weeks of rookie season on the practice squad, inactive for the final two games of the 2012 season for San Diego, when he was on the club's 53-man roster...Entered NFL following junior season at Michigan State, where he became the sixth sophomore in school history to rush for 1,000 yards, while playing with current Redskins QB Kirk Cousins...Three-year letter-winner finished his Spartan career with 2,293 rushing yards and 19 TDs on 462 carries (5.0 avg.; 65.5 ypg.), playing in 35 games, including 21 starts. Had six career 100-yard rushing games...Attended Oak Park (Mich.) HS.



**90 Tavaris Barnes DL**  
**Clemson (6-3, 275)**  
**NFL Experience: R**

Agreed to terms with New Orleans as an undrafted free agent on a three-year contract, 5/4/15...Had 64 tackles, 9.5 tackles for loss, five sacks, 14 quarterback pressures, two passes defended, one forced fumble and two fumble recoveries, including one for a touchdown in 47 games with four

starts in his career at Clemson...Invited to NFLPA Collegiate Bowl following a senior campaign where he played in all 13 games with three starts and posted 19 tackles, five tackles for loss, three sacks, one pass defended, one forced fumble and one fumble recovery...Parks, recreation & tourism management major...A *Florida Times-Union* Super 24 member as a senior at First Coast (Jacksonville, Fla.) HS, when he recorded 80 tackles and nine sacks...Born Nov. 2, 1991.




**40 Delvin Breaux CB**  
**(6-1, 195)**  
**NFL Experience: 1**

Signed by Saints to a three-year contract, 1/27/15... Played two seasons from 2013-14 for the Canadian Football League's Hamilton Tiger-Cats...In two seasons, recorded 62 tackles, one sack, one interception returned for a touchdown, 10 passes defended, three forced fumbles

and a fumble recovery...In 2014, posted 33 stops, his first career pick, brought back for a touchdown, five passes defended and three forced fumbles, as he was named a CFL All-Star...In 2014 Grey Cup, recorded another pick...Played for Louisiana Bayou Vipers in Gridiron Developmental Football League in 2012 and played for Arena Football League's New Orleans VooDoo in 2013 before signing with the Tiger-Cats...Attended McDonogh 35 (New Orleans) HS, where he played football prior to suffering a neck injury in 2006...Initially signed on to play college football at LSU in 2007 before the injury...Born Oct. 25, 1989.





**16 Brandon Coleman WR**  
**Rutgers (6-6, 225)**  
**NFL Experience: 1**

Signed to New Orleans active roster from the practice squad, 12/26/14... Re-signed to New Orleans practice squad, 9/24/14... Released from New Orleans practice squad, 9/16/14... Signed by New Orleans to the practice squad, 9/1/14... Waived by New Orleans, 8/30/14... Agreed to terms with the New Orleans Saints on a three-year contract as an undrafted free agent, 5/12/14... In the 2014 preseason, made five receptions for 50 yards... Played 39 career games for Rutgers recording 94 receptions for 1,808 yards (19.2 avg.)... Matched the Scarlet Knights school record for receiving touchdowns by catching 20 in his career... As a redshirt junior in 2013, recorded 34 receptions for 538 yards (15.8 avg.) with four touchdowns and 12 grabs for 20 or more yards while being named to the American Athletic Conference All-Academic Team... As a sophomore in 2012, recorded 43 receptions for 718 yards (16.7 avg.) and 10 touchdowns tying the school season record for touchdown receptions on his way to being selected All-Big East second-team... Graduated in May, 2015 with a bachelor's degree in labor and employment relations... Prepped at Bishop McNamara (Forestville, Md.) HS, recording 41 receptions for 838 yards and 10 touchdowns as a three-year starter... Also a member of basketball team... Owned a 3.3 grade point average... Born June 22, 1992 in Washington, D.C.



**52 Henry Coley LB**  
**Virginia (6-1, 239)**  
**NFL Experience: R**

Signed by Saints, 5/18/15... Played in 37 games with 32 starts from 2011-14 at the University of Virginia and posted career totals of 222 tackles (110 solo), 10 sacks, three forced fumbles and seven passes defended... As a senior in 2014 started 11 of the 12 games he played in for the Cavaliers and posted 76 stops (42 solo), eight sacks to rank fifth in the ACC, two forced fumbles and six passes defended, capturing All-ACC Coaches second-team honors... Started all 12 games as a junior and led UVa with 91 tackles, one sack and one forced fumble... Earned his bachelor's degree in African American studies and also completed work towards a master's degree in higher educational administration... Prepped at Bayside (Virginia Beach, Va.) HS, where he was a Class AAA first-team All-State selection as a senior, when he registered 97 tackles and three sacks... Born April 29, 1992.



**71 Kaleb Eulls DL**  
**Mississippi State (6-4 285)**  
**NFL Experience: R**

Agreed to terms with Saints as an undrafted free agent on a three-year contract, 5/4/15...Started all 52 games over a four-year career at Mississippi State, recording 118 tackles (34 solo), 8.5 tackles for loss, four sacks, one pass defended and one fumble recovery...Started all 12 games he played

in as a senior and recorded 34 tackles (10 solo), three tackles for loss and three sacks and was selected to the Senior Bowl...Named SEC Defensive Lineman of the Week following a win at Kentucky, Oct. 25, when he totaled two sacks and five tackles...Started all 13 games as a junior and tallied 26 tackles (nine solo) and 1.5 tackles for a loss...Collected season-high five stops against LSU, Oct. 5...Posted 28 tackles (seven solo), one tackle for a loss, a fumble recovery and a pass defended as a sophomore...Was an SEC All-Freshman selection in 2011 when he made 30 stops and one sack, starting all 14 contests...Earned a bachelor's degree in interdisciplinary studies...Named the 4A Defensive Player of the Year by the Mississippi Association of Coaches at Yazoo County (Yazoo City, Miss.) HS when he finished with 82 tackles, 16 tackles for loss and seven sacks...Received national praise for disarming a gunman on a school bus full of elementary and high school students when he was an 18-year old...Last name is pronounced YULES...Born June 28, 1991.



**66 Mike Golic, Jr. G**  
**Notre Dame (6-4, 300)**  
**NFL Experience: 1**

Re-signed by Saints, 4/16/15...Waived by Saints, 6/3/14...Signed by Saints to a two-year contract, 5/13/14...Waived by Pittsburgh Steelers, 8/31/13...Signed by the Steelers as an undrafted free agent, 4/27/13...Played in 40 career games with 17 starts for the Irish...As a senior, started all

13 games at guard as part of a line that paved the way for the Irish to average over 200 yards per game both rushing and receiving...As a junior, played in 12 games and started four...Prepped at Northwest Catholic (West Hartford, Conn.) HS...Chosen to play in U.S. Army All-American Bowl following senior year...Selected as All-State both junior and senior seasons...Earned bachelor's degree in film, television and theatre...Father Mike Golic, Sr. was an eight-year NFL veteran; who also played at Notre Dame...Uncle, Bob, was a defensive tackle who played 14 seasons in the NFL and made three Pro Bowl appearances...Younger brother, Jake, was a tight end at Notre Dame...Michael L. Golic, Jr. was born September 28, 1989 in Voorhees, N.J.

# FREEAGENT/UNDRAFTED




**19 R.J. Harris WR**  
**New Hampshire (6-0, 194)**  
**NFL Experience: R**

Agreed to terms with the Saints as an undrafted free agent on a three-year contract, 5/4/15...Became the UNH and CAA conference all-time leader in receptions and ranks second on both lists in receiving yardage with 310 career catches for 4,328 yards...36 touchdown grabs rank second in program history and fourth in the CAA...Caught a school single-season record 100 catches as a senior and matched the school best with 1,551 yards, adding 15 touchdowns...Grabbed 181 receptions for 2,618 yards and 48 touchdowns at Arundel (Md.) HS...Also a member of basketball team...Born June 3, 1992 in Wurzberg, Germany.



**61 Sean Hickey T**  
**Syracuse (6-6, 306)**  
**NFL Experience: R**

Agreed to terms with the Saints as an undrafted free agent on a three-year contract, 5/4/15...In his final three years at Syracuse started all 38 games at tackle...As a redshirt senior in 2014, started all 12 games at left tackle and was an third-team All-ACC (Coaches and Phil Steele) selection...As a junior in 2013 started all 13 games at left tackle and was All-ACC honorable mention selection...A three-time conference All-Academic selection...Majoried in supply chain management...Prepped at Franklin Regional (Murrysville, Pa.) HS, where as a senior captain, tallied 20 tackles and one sack for WPIAL champions...Born Sept. 29, 1991 in Murrysville, Pa.



**2 Zach Hocker K**  
**Arkansas (6-0, 191)**  
**NFL Experience: 1**

Signed by the New Orleans Saints, 5/18/15...Waived by Miami, 5/5/15...Signed by the Miami Dolphins to a reserve/future contract, 1/7/15...Waived by Washington, 8/30/14...Signed by Washington to a four-year contract, 5/16/14...Selected by the Washington Redskins in the seventh round (228th overall) of the 2014 NFL Draft...Appeared in 50 career games at Arkansas from 2010-13, exiting with school records for points and points by a kicker (354), FG percentage (77.2 percent), PATs made (171), PAT attempts (173) and field goals (61)...Named AP second-team All-SEC in 2013 after scoring 67 points (28-of-28 on PATs, 13-of-15 on FGs)...Three of his field goals ranked among the 15 longest in school history, including a 54-yarder...In 2012, was 32-of-32 on PATs and made 11-of-18 field goal attempts, in addition to kicking off 58

times for an average of 64.7 yards and 39 touchbacks... In 2011, broke Arkansas single-season record for points by a kicker (118), making 21-of-27 FG attempts and 55-of-57 PATs...Appeared in all 13 games in 2010 and named to the SEC All-Freshman Team after scoring 104 points (56-56 on PATs and 16-19 on FGs)...Majored in business...Attended Russellville (Ark.) H.S., where he earned All-State honors in 2009 and was named the Defensive Player of the Year by the Arkansas Democrat-Gazette...As senior in 2009, helped Russellville to an 8-3-1 record and converted a school-record 15 field goals...Recorded touchbacks on 58-of-61 kick-offs, and averaged 45 yards per punt...Born Aug. 23, 1991.



**69 Antonio Johnson OL**  
**North Texas (6-6, 307)**  
**NFL Experience: R**

Signed by New Orleans Saints, 5/18/15...Four-year starter on offensive line for North Texas, opening 44 of the 45 contests he appeared in...In 2014, opened the first 10 games at LT for the Mean Green...In 2013, he started 11 games, blocking for an offense that produced a school-record 5,336 yards...In 2012, opened all 12 games as part of an offensive line that surrendered an NCAA FBS-low six sacks...In 2011, played in 12 games and started 11 for an offensive line that paved the way for the school's all-time leading rusher, current Dallas Cowboys running back Lance Dunbar...Redshirted in 2010...Attended Diboll (Texas) HS, where as a senior, he blocked for a running game that totaled 2,270 yards and 26 touchdowns, which included a 1,200-yard rusher and recorded 20 tackles (16 solo) on defense...Lettered in both football and basketball his senior year...Born June 22, 1992 in Lufkin, Texas.



**15 Seantavious Jones WR**  
**Valdosta State (6-3, 200)**  
**NFL Experience: 1**

Signed to the Saints active roster from the practice squad, 12/11/14...Signed to the New Orleans practice squad, 9/1/14...Released by the Saints, 8/30/14...Agreed to terms with the New Orleans Saints as an undrafted free agent, 5/12/14...Inactive for final three games of 2014 season after spending first 13 contests on club's practice squad...In the 2014 preseason, made three receptions for 17 yards with one touchdown...Played in 45 career games with Valdosta State recording 149 receptions for 2,374 yards and 33 touchdowns...Named All-Gulf South Conference first-team selection in 2013 and 2012...As a senior in 2013, recorded 55 receptions for 777 yards (14.1 avg.) and 13 touchdowns...As a junior, recorded 51 receptions for 922 yards (18.1 avg.) and 13 touchdowns...Majored in criminal justice...Prepped at Tucker (Ga.) HS...Born Seantavious Lee Jones on August 9, 1992 in Springfield, Ill.





**Malcome Kennedy WR**  
**Texas A&M (6-0, 205)**  
**NFL Experience: R**

Placed on Reserve/Injured, 5/19/15... Waived/Injured, 5/18/15... Agreed to terms with the Saints on a three-year contract as an undrafted free agent, 5/4/15... In four seasons with the Aggies, recorded 150 receptions for 1,694 yards with 15 touchdowns... Caught 53 passes for 611 yards (11.5 avg.) with six touchdowns in 2014... As a junior in 2013, ranked second on receiving on the team with 60 catches for 658 yards with seven touchdowns, scoring three TDs on six catches vs. No. 1 Alabama, Sept. 14... Majored in recreation, parks and tourism science... As a senior at Cayuga (Texas) HS, was an honorable-mention all-state selection and district offensive MVP, leading the Wildcats to the Class 1A state championship after rushing for 2,356 yards and 24 touchdowns, passing for 1,516 yards and 22 scores and picking off six passes on defense... Born April 3, 1992.



**62 Cyril Lemon G**  
**North Texas (6-3, 315)**  
**NFL Experience: R**

Agreed to terms with the Saints as an undrafted free agent on a three-year contract, 5/4/15... Just the fifth player in school history to earn all-conference honors four straight seasons... Made 49 consecutive starts in his four-year career, was named to the Outland and Lombardi Watch list in 2014, and was a two-time first-team All-Conference-USA selection... Prepped at Marble Falls (Texas) HS, where he was a three-year starter and in his senior season blocked for an offense that average 27 points a game, earning District 25-4A first-team honors... Born Jan. 8, 1993.



**84 Lance Lewis WR**  
**East Carolina (6-2, 207)**  
**NFL Experience: 1**

Signed with the New Orleans Saints, 5/19/15... Waived by the 49ers, 4/30/15; Signed by the 49ers to a reserve/future contract, 12/30/14... Signed by the 49ers to the practice squad, 8/31/14... Waived by the 49ers, 8/30/14... Signed by the San Francisco 49ers to a two-year contract, 8/9/14... Waived by the Cowboys, 5/12/14... Signed by the Cowboys to a reserve/future contract, 12/30/13... Signed to the Dallas Cowboys practice squad, 12/20/13... Waived by the Redskins, 12/18/13... Signed to the active roster from the practice squad by the Redskins, 11/21/13... Signed by the Redskins to the practice squad, 9/1/13... Waived by the Redskins, 8/31/13... Signed by the Redskins, 5/14/13...

Waived by the Redskins, 8/27/12...Signed by the Washington Redskins as an undrafted free agent, 5/3/12...Spent 2014 season on 49ers practice squad after making three grabs for 61 yards (20.3 avg.) in preseason...Played in three games for Washington in 2013 and recorded no statistics...Spent first half of season on Redskins practice squad and Week 17 on Dallas practice roster...Communications major...Played 22 games at East Carolina...Turned in two of school's top 10 single-season catch totals...Stood third in career receptions (149) and fifth in reception yards (1,716)...Established new program standard with 22 touchdown catches, topping a mark that was set in 1997...Tallied six career multiple-touchdown reception contests, four double-digit catch games and seven triple-digit reception yardage outings...At East Mississippi Junior College, earned 2009 National JCAA All-Region 23 and Mississippi Association of Community and Junior Colleges (MACJC) All-North State first-team honors after leading the 11-1 Lions with 52 receptions for 897 yards...Averaged 17.3 yards per catch and ranked second nationally with 16 touchdown receptions...Registered five games with 100 or more yards receiving...Posted a career-high nine receptions for 138 yards and four touchdowns to help lead the Lions to the school's first-ever MACJC state football championship with a memorable 75-71 triumph over Mississippi Gulf Coast in the title game...Also ran back two punts for 54 yards during the year...Led Concord (N.C.) HS to state championships in football and basketball during his senior seasons...Born Nov. 1, 1988.

OWNERSHIP

FOOTBALL

ADMINISTRATION

RECORDS

HISTORY



**74 Ashaad Mabry DL**  
**Texas-San Antonio (6-3, 315)**  
**NFL Experience: R**

Agreed to terms with Saints as an undrafted free agent on three-year contract, 5/4/15...Started 28 of 46 games he played in over a four-year career at Texas-San Antonio, recording 134 tackles, 12 tackles for loss, 2.5 sacks, one pass defensed and one fumble recovery...Started all 12 games he played in as a senior and recorded 49 tackles (18 solo), six tackles for loss and one sack and was an honorable mention All-Conference USA selection...Started 10 of 12 games he played in as a junior and tallied 41 tackles (12 solo), 0.5 sack and 2.5 tackles for a loss...Posted 24 tackles (four solo), 0.5 tackle for a loss and a blocked kick as a sophomore...Majored in multidisciplinary studies...A second-team All-Area pick by the *San Antonio Express-News* at MacArthur (San Antonio, Texas), following a season that saw him help lead squad to a 12-2 record and spot in the Class 5A Division II State Quarterfinals...Finished the campaign with 75 tackles and three sacks...Born Nov. 4, 1992.



**44 Toben Oporum FB**  
**Kansas (6-1, 250)**  
**NFL Experience: 1**

Signed by New Orleans Saints to a reserve/future contract, 12/29/14...Signed by Saints to practice squad, 12/11/14...Released by Houston from practice squad, 10/7/14...Signed by Houston to practice squad, 9/1/14...Waived by Houston, 8/30/14...Signed by Houston Texans to the active roster from the Chiefs practice squad, 12/24/13...Re-signed by Chiefs to the practice squad, 12/3/13...Released by Chiefs from practice squad, 11/20/13...Re-signed by Chiefs to the practice squad, 9/21/13...Released by Chiefs from practice squad, 9/18/13...Signed by the Chiefs to the practice squad, 9/1/13...Released by the Chiefs, 8/31/13...Signed by the Kansas City Chiefs, 5/17/13...Inactive for one contest for Texans at Tennessee, 12/29/13...Earned 2012 Academic All Big-12 second-team honors...Named All-Big 12 honorable mention by conference coaches in 2011...Team captain in 2011 and 2012...Started at OLB in 11-of-12 games as senior and registered 43 tackles, 1.5 sacks, six tackles for loss, two forced fumbles, two fumble recoveries and three passes defended...Started all 12 games in 2011 as Buck linebacker and recorded 45 tackles, a team-best 10.5 tackles for loss and four sacks...Switched from RB to LB/DE in 2010 and finished with 21 tackles, three tackles for loss and one sack...Became first freshman in 2009 to lead Kansas in rushing since 2002 and carried 133 times for 554 yards and nine touchdowns...Majoried in business...A three-year starter at RB and LB at Plano East (Texas) HS...Two-time All-District first-team selection who was also team MVP and captain.



**49 Markus Pierce-Brewster LB**  
**West Texas A&M (6-3, 243)**  
**NFL Experience: R**

Agreed to terms with Saints as an undrafted free agent on a three-year contract, 5/4/15...In one season at West Texas A&M finished fourth on the team with 58 tackles (19 solo), nine tackles for loss, three sacks, one forced fumbles, one fumble recovery and one blocked kick as he earned first-team All-Lone Star Conference honors...Played at Syracuse in 2012 and in 13 games, recorded 35 tackles, 8.5 tackles for loss, one sack and one fumble recovery...At 2011 at City College of San Francisco, registered 62 tackles, including 18.5 tackles for loss and eight sacks as he was named the 2011 California Community College Football Coaches Association Defensive Player of the Year and a CCCFCA All-American...Prepped at Sweetwater (National City, Calif.) HS...Played defensive line, tight end, wide receiver and kick returner...Was a sprinter on the track team for four years, including one conference championship team...Brother, Ernest, played football at Kansas State and played for the Arena Football League's Utah Blaze from 2011-12...Born Sept. 5, 1991.



**86 Kyle Prater WR**  
**Northwestern (6-5, 231)**  
**NFL Experience: R**

Agreed to terms with the Saints, 5/18/15...Started his college career at the University of Southern California and then played at Northwestern from 2012-14...Recorded career totals of 71 receptions for 654 yards with two touchdowns...As a redshirt senior in 2014, started all 11 games

which he played and led the Wildcats in receiving with 51 receptions for 535 yards with two touchdowns...Majored in communication studies...As a senior at Proviso West (Maywood, Ill.) HS, named *USA Today* All-USA first-team, *Parade* All-American, EA Sports All-American, first-team, *SuperPrep* All-American, Prep Star All-American, Max Preps All-American first-team, *The Sporting News* Top 100, *SuperPrep* Elite 50, Prep Star Dream Team, *SuperPrep* All-Midwest Offensive MVP, *Chicago Tribune* first-team All-State and *Chicago Sun Times* first-team All-Area...Recorded 64 receptions for 1,151 yards (18.0 avg.) with 13 touchdowns as a senior in 2009...Born June 21, 1992.



**78 Bobby Richardson DL**  
**Indiana (6-3, 286)**  
**NFL Experience: R**

Agreed to terms with Saints as an undrafted free agent on a three-year contract, 5/4/15...An honorable mention All-Big Ten (coaches and media) selection as a senior, appearing in 45 games during his career with 27 starts and recording 129 tackles (68 solo), 11 sacks, 22 tackles for

loss, three blocked kicks, two forced fumbles, one fumble recovery and one pass defended...Played in all 12 games with 11 starts as a senior and recorded 35 tackles (24 solo), 9.5 tackles for loss, 5.5 sacks, two blocked kicks and one pass defended, posting a career-high three quarterback takedowns vs. Indiana State...Started 10 of 12 games he played in as a junior and tallied 39 tackles (20 solo), 3.5 tackles for a loss and three passes defended...Posted 28 tackles (14 solo), five tackles for a loss, 2.5 sacks and a forced fumble as a sophomore...As a freshman, made 27 stops (10 solo), three sacks, four tackles for loss, one forced fumble, one fumble recovery and one pass defended...Majored in African American and African Diaspora studies...A second-team All-Conference pick at Plant (Tampa Fla.) HS, following a season that saw him help lead squad to the state finals and finish 12-3, posting 76 tackles, 26 tackles for loss, four sacks and two fumble recoveries...Born Nov. 20, 1992.



**83 Willie Snead WR**  
**Ball State (5-11, 195)**  
**NFL Experience: 1**

Signed by the New Orleans Saints to reserve/future contract, 12/29/14...Signed by Saints to practice squad, 12/11/14...Released from Carolina Panthers practice squad, 11/6/14... Signed to Panthers practice squad, 9/23/14...Waived by Cleveland Browns, 8/30/14...Signed by Browns as undrafted free agent, 5/12/14...Ranked second in Ball State annals for receptions (223) and receiving yardage (2,991)...Left school ranked first in school history with 13 career 100-yard receiving games...One of only two players in the program's history to have two 1,000-yard receiving seasons...Started 13 games as junior and totaled 106 receptions for 1,516 yards and 15 TDs, all single-season school records...Receiving yardage and catch totals on season ranked third in nation, while his 116.6 receiving yards per game ranked fourth...Named to the All-MAC first-team...Appeared in 13 games with 12 starts as sophomore...Finished with 1,148 receiving yards and nine TDs on 89 catches...Tied for first in nation with 58 plays of 10 yards or more...Started four of his 11 games played as a freshman...Caught 28 passes for 327 yards and two TDs...Attended Muskegon Heights (Mich.) HS, where he also played basketball...A four-year letterman for Willie Snead III, his father and head coach...Received All-State accolades as junior and senior...Contributed to four district championships, three regional titles and one Michigan state championship...Named Michigan Player of the Year as senior, after totaling 2,500 passing yards, 10 passing TDs, 1,320 rushing yards and 13 rushing TDs...Finished his career with 4,000 passing yards and 40 TD passes, supplemented by 2,500 rushing yards and 29 rushing TDs...Given name is Willie Lee Snead IV...Born in Winter Park, Fla...Lists Belle Glade, Fla. as hometown...Nickname growing up was "Willie Beaman" because he played quarterback from start of football career through high school...Father, Willie Snead III, played football at the University of Florida, was drafted by New York Jets in 1989 and also played for Houston Oilers...Worked as counselor at Manning Passing Academy in 2013.



**80 Jack Tabb TE**  
**North Carolina (6-3, 250)**  
**NFL Experience: R**

Agreed to terms with Saints on a three-year contract as an undrafted free agent, 5/4/15...Posted career totals at the University of North Carolina from 2011-14 of 47 receptions for 534 yards and five touchdown grabs...Started all 13 games as a senior in 2014, when he caught 26 passes for 257 yards and three scores...As a junior in 2013, caught seven balls for 119 yards with one touchdown...As a sophomore in 2012, made 12 receptions for 144 yards with one touchdown...Finished with two grabs for 14 yards as a freshman...Ma-

jored in communication studies...Prepped at Red Bank Catholic (New Jersey) HS, where he caught 21 receptions for 458 yards and five touchdowns as a senior and was ranked the No. 11 tight end in the country by ESPN...Born July 29, 1992 in Japan and has lived in Tennessee, Hawaii, Korea and Indiana.



**96 Lawrence Virgil NT**  
**Valdosta State (6-5, 290)**  
**NFL Experience: 1**

Signed to active roster from practice squad by the New Orleans Saints, 11/27/14...Signed to New Orleans practice squad, 9/1/14...Waived by New Orleans, 8/30/14...Agreed to terms with New Orleans as an undrafted free agent, 5/12/14...Posted three tackles in 2014 finale at Tampa Bay,

Dec. 28...Three-year starter for Valdosta State, recording 126 tackles, 28.5 tackles for a loss, 14.5 sacks and eight forced fumbles in 44 games...As senior, recorded 48 tackles, 8.5 stops for a loss, 4.5 sacks and three forced fumbles...As junior, earned honorable mention All-America, first-team All-Super Region 2, and second-team All-Gulf South Conference playing in and starting 14 games recording 52 tackles (24 solo), 12 for losses, six sacks, two forced fumbles, two fumble recoveries and one pass defended...Prepped at Brooks County (Quitman, Ga.) HS... Born Jan. 20, 1991.

OWNERSHIP

FOOTBALL

ADMINISTRATION

RECORDS

HISTORY



# 2015 ALPHABETICAL ROSTER

NO.	NAME	POS.	HT.	WT.	BORN	EXP.	COLLEGE	H.S. HOMETOWN
50	ANTHONY, Stephone	LB	6-3	245	7/28/92	R	Clemson	Anson, N.C.
72	ARMSTEAD, Terron	T	6-5	304	7/23/91	3	Arkansas-Pine Bluff	Cahokia, Ill.
27	BAKER, Edwin	RB	5-8	210	6/1/91	1	Michigan State	Oak Park, Mich.
90	BARNES, Tavaris	DL	6-3	275	11/2/91	R	Clemson	Jacksonville, Fla.
67	BECTION, Nick	T	6-6	323	2/11/90	3	Virginia Tech	Wilmington, N.C.
40	BREAUX, Delvin	CB	6-1	196	10/25/89	1	None	New Orleans, La.
9	BREES, Drew	QB	6-0	209	1/15/79	15	Purdue	Austin, Texas
70	BREWSTER, Mike	C	6-4	305	7/27/89	3	Ohio State	Orlando, Fla.
39	BROWNER, Brandon	CB	6-4	221	8/2/84	6	Oregon State	Sylmar, Calif.
77	BUNKLEY, Brodrick	NT	6-2	306	11/23/83	10	Florida State	Tampa, Fla.
25	BUSH, Rafael	S	5-11	205	5/12/87	5	South Carolina State	Williston, S.C.
31	BYRD, Jairus	S	5-10	203	10/7/86	7	Oregon	Clayton, Mo.
81	CHARLES, Orson	TE	6-3	254	1/27/91	3	Georgia	Tampa, Fla.
16	COLEMAN, Brandon	WR	6-6	225	6/22/92	1	Rutgers	Forestville, Md.
52	COLEY, Henry	LB	6-1	239	4/29/92	R	Virginia	Virginia Beach, Va.
12	COLSTON, Marques	WR	6-4	225	6/5/83	10	Hofstra	Harrisburg, Pa.
10	COOKS, Brandin	WR	5-10	189	9/25/93	2	Oregon State	Stockton, Calif.
95	DAVISON, Tyeler	DL	6-2	309	9/23/92	R	Fresno State	Scottsdale, Ariz.
20	DIXON, Brian	CB	6-0	195	4/26/90	2	NW Missouri State	Coconut Creek, Fla.
47	DRESCHER, Justin	LS	6-1	235	1/1/88	6	Colorado	Southlake, Texas
91	EDEBALLI, Kasim	OLB	6-2	253	8/17/89	2	Boston College	Meriden, N.H.
59	ELLERBE, Dannell	ILB	6-1	245	11/29/85	7	Georgia	Rockingham, N.C.
71	EULLS, Kaleb	DL	6-4	285	6/28/91	R	Mississippi State	Yazoo City, Miss.
73	EVANS, Jahri	G	6-4	318	8/22/83	10	Bloomsburg	Philadelphia, Pa.
97	FOSTER, Glenn	DE	6-4	285	5/31/90	3	Illinois	Chicago, Ill.
54	FRANKLIN, Jerry	LB	6-1	245	1/10/88	2	Arkansas	Marion, Ark.
37	FREDERICK, Terrence	CB	5-10	187	2/10/90	2	Texas A&M	Katy, Texas
93	GALETTE, Junior	OLB	6-2	258	3/27/88	6	Stillman	Montvale, N.J.
66	GOLIC Jr., Mike	G	6-4	300	9/28/89	1	Notre Dame	West Hartford, Conn.
18	GRAYSON, Garrett	QB	6-2	220	5/29/91	R	Colorado State	Vancouver, Wash.
4	GRIFFIN, Ryan	QB	6-5	210	11/17/89	2	Tulane	Westlake Village, Calif.
98	HARALSON, Parys	OLB	6-0	255	1/24/84	10	Tennessee	Madison, Miss.
79	HARRIS, Bryce	T	6-6	300	1/16/89	4	Fresno State	Tulare, Calif.
19	HARRIS, R.J.	WR	6-0	194	6/3/92	R	New Hampshire	Ordenton, Md.
57	HAWTHORNE, David	ILB	6-0	246	5/14/85	8	Texas Christian	Corsicana, Texas
61	HICKEY, Sean	T	6-6	306	9/29/91	R	Syracuse	Murrysville, Pa.
76	HICKS, Akiem	DE	6-5	324	11/16/89	4	Regina	Fair Oaks, Calif.
34	HIGHTOWER, Tim	RB	6-0	220	5/23/86	5	Richmond	Alexandria, Va.
89	HILL, Josh	TE	6-5	250	5/21/90	3	Idaho State	Blackfoot, Idaho
2	HOCKER, Zach	K	6-0	191	8/23/91	1	Arkansas	Russellville, Ark.
5	HOPKINS, Dustin	K	6-2	193	10/1/90	2	Florida State	Houston, Texas
53	HUMBER, Ramon	ILB	5-11	232	8/10/87	7	North Dakota State	Brooklyn Park, Minn.
22	INGRAM, Mark	RB	5-9	215	12/21/89	5	Alabama	Flint, Mich.
23	JEAN-BAPTISTE, Stanley	CB	6-3	218	4/12/90	2	Nebraska	Davie, Fla.
92	JENKINS, John	NT	6-3	359	7/11/89	3	Georgia	Meriden, Conn.
69	JOHNSON, Antonio	OL	6-6	307	6/22/92	R	North Texas	Diboll, Texas
35	JOHNSON, Austin	FB	6-2	240	6/16/89	2	Tennessee	Hickory, N.C.
15	JONES, Seantavius	WR	6-3	200	8/9/92	1	Valdosta State	Tucker, Ga.
94	JORDAN, Cameron	DE	6-4	287	7/10/89	5	California	Chandler, Ariz.
65	KELEMETE, Senio	G	6-3	300	5/10/90	3	Washington	Seattle, Wash.
45	KIKAHA, Hau'oli	LB	6-3	246	7/24/92	R	Washington	Hau'ula, Hawaii
68	LELITO, Tim	C/G	6-4	315	7/21/89	3	Grand Valley State	St. Clair, Mich.

# 2015 ALPHABETICAL ROSTER

NO.	NAME	POS.	HT.	WT.	BORN	EXP.	COLLEGE	H.S. HOMETOWN
62	LEMON, Cyril	G	6-3	315	1/8/93	R	North Texas	Marble Falls, Texas
21	LEWIS, Keenan	CB	6-1	208	5/17/86	7	Oregon State	New Orleans, La.
84	LEWIS, Lance	WR	6-2	207	11/1/88	1	East Carolina	Concord, N.C.
41	LORIG, Erik	FB	6-4	250	11/17/86	6	Stanford	Rolling Hills, Calif.
74	MABRY, Ashaad	DL	6-3	315	11/4/92	R	Texas-San Antonio	San Antonio, Texas
7	McCOWN, Luke	QB	6-4	217	7/12/81	12	Louisiana Tech	Jacksonville, Texas
63	McGLYNN, Mike	G	6-4	325	3/8/85	8	Pittsburgh	Austintown, Ohio
13	MORGAN, Joseph	WR	6-1	184	3/23/88	5	Walsh	Canton, Ohio
17	MORGAN, Josh	WR	6-0	219	6/20/85	8	Virginia Tech	Washington, D.C.
6	MORSTEAD, Thomas	P	6-4	235	3/8/86	7	Southern Methodist	Pearland, Texas
48	MURPHY, Marcus	RB/RS	5-9	195	10/3/91	R	Missouri	DeSoto, Texas
44	OPURUM, Toben	FB	6-1	250	11/18/90	1	Kansas	Plano, Texas
75	PEAT, Andrus	T	6-7	316	11/4/93	R	Stanford	Tempe, Ariz.
30	PHILLIPS, Kenny	S	6-2	217	11/24/86	6	Miami (Fla.)	Miami, Fla.
49	PIERCE-BREWSTER, Markus	LB	6-3	243	9/5/91	R	West Texas A&M	National City, Calif.
56	POWELL, Ronald	OLB	6-3	237	5/14/91	2	Florida	Moreno Valley, Calif.
86	PRATER, Kyle	WR	6-5	231	6/21/92	R	Northwestern	Maywood, Ill.
78	RICHARDSON, Bobby	DL	6-3	286	11/20/92	R	Indiana	Tampa, Fla.
29	ROBINSON, Khiry	RB	6-0	220	12/28/89	3	West Texas A&M	Midland, Texas
33	SANFORD, Jamarca	S	5-10	200	8/27/85	7	Mississippi	Batesville, Miss.
11	SAUNDERS, Jalen	WR	5-9	165	9/30/92	2	Oklahoma	Elk Grove, Calif.
83	SNEAD, Willie	WR	5-11	195	10/17/92	1	Ball State	Muskegon Heights, Mich.
99	SPENCER, Anthony	LB	6-3	265	1/23/84	9	Purdue	Fort Wayne, Ind.
28	SPILLER, C.J.	RB	5-11	200	8/5/87	6	Clemson	Lake Butler, Fla.
64	STRIEF, Zach	T	6-7	320	9/22/83	10	Northwestern	Milford, Ohio
43	SUNSERI, Vinnie	S	6-0	210	9/27/93	2	Alabama	Tuscaloosa, Ala.
38	SWANN, Damian	CB	6-0	189	12/4/92	R	Georgia	Atlanta, Ga.
80	TABB, Jack	TE	6-3	250	7/29/92	R	North Carolina	Red Bank, N.J.
88	TOON, Nick	WR	6-4	218	11/4/88	4	Wisconsin	Middleton, Wisc.
55	TULL, Davis	LB	6-3	240	11/12/91	R	Chattanooga	Knoxville, Tenn.
60	UNGER, Max	C	6-5	305	4/14/86	7	Oregon	Kamuela, Hawaii
32	VACCARO, Kenny	S	6-0	214	2/15/91	3	Texas	Early, Texas
96	VIRGIL, Lawrence	NT	6-5	290	1/20/91	1	Valdosta State	Quitman, Ga.
42	WARREN, Pierre	S	6-2	200	8/16/92	2	Jacksonville State	Deatsville, Ala.
82	WATSON, Benjamin	TE	6-3	255	12/18/80	12	Georgia	Rock Hill, S.C.
58	WILLIAMS, Kevin	DT	6-5	311	8/16/80	13	Oklahoma State	Fordyce, Ark.
36	WILLIAMS, P.J.	CB	6-0	196	6/1/93	R	Florida State	Ocala, Fla.
24	WILSON, Kyle	CB	5-10	190	9/8/87	6	Boise State	Piscataway, N.J.

## RESERVE/INJURED:

	KENNEDY, Malcome	WR	6-0	205	4/3/92	R	Texas A&M	Cayuga, Texas
14	TANNER, Andy	WR	6-0	183	5/16/88	2	Midwestern State	Rockwall, Texas

**HEAD COACH:** SEAN PAYTON. **Assistants:** Joe Vitt (Assistant Head Coach/Linebackers), Dennis Allen (Senior Defensive Assistant), Pete Carmichael (Offensive Coordinator), Rob Ryan (Defensive Coordinator), Greg McMahon (Special Teams Coordinator), Charles Byrd (Assistant Strength and Conditioning), Dan Dalrymple (Head Strength and Conditioning), Kyle DeVan (Offensive Assistant), Bret Ingalls (Offensive Line), Bill Johnson (Defensive Line), Stan Kwan (Assistant Special Teams), Greg Lewis (Offensive Assistant), Wesley McGriff (Secondary), Jason Mitchell (Director of Coaching Administration), John Morton (Wide Receivers), Mike Neu (Quarterbacks), Brendan Nugent (Coaching Assistant), Dan Roushar (Tight Ends), Joel Thomas (Running Backs), Marcus Ungaro (Defensive Assistant), Rob Wenning (Assistant Strength and Conditioning), James Willis (Defensive Assistant/Linebackers), Brian Young (Outside Linebackers).



# 2015 NUMERICAL ROSTER

NO.	NAME	POS.	HT.	WT.	AGE	EXP.	COLLEGE	HOW ACQUIRED
2	Zach HOCKER	K	6-0	191	23	1	Arkansas	FA-15
4	Ryan GRIFFIN	QB	6-5	210	25	2	Tulane	FA-13
5	Dustin HOPKINS	K	6-2	193	24	2	Florida State	FA-14
6	Thomas MORSTEAD	P	6-4	235	29	7	Southern Methodist	D5-09
7	Luke McCOWN	QB	6-4	217	33	12	Louisiana Tech	UFA-13 (Atl)
9	Drew BREES	QB	6-0	209	36	15	Purdue	UFA-06 (SD)
10	Brandin COOKS	WR	5-10	189	21	2	Oregon State	D1-14
11	Jalen SAUNDERS	WR	5-9	165	22	2	Oklahoma	FA-14
12	Marques COLSTON	WR	6-4	225	32	10	Hofstra	D7b-06
13	Joseph MORGAN	WR	6-1	184	27	5	Walsh	FA-11
15	Seantavius JONES	WR	6-3	200	22	1	Valdosta State	FA-14
16	Brandon COLEMAN	WR	6-6	225	23	1	Rutgers	FA-14
17	Josh MORGAN	WR	6-0	219	30	8	Virginia Tech	FA-15
18	Garrett GRAYSON	QB	6-2	220	24	R	Colorado State	D3a-15
19	R.J. HARRIS	WR	6-0	194	22	R	New Hampshire	FA-15
20	Brian DIXON	CB	6-0	195	25	2	Northwest Missouri State	FA-14
21	Keenan LEWIS	CB	6-1	208	29	7	Oregon State	UFA-13 (Pit)
22	Mark INGRAM	RB	5-9	215	25	5	Alabama	D1b-11
23	Stanley JEAN-BAPTISTE	CB	6-3	218	25	2	Nebraska	D2-14
24	Kyle WILSON	CB	5-10	190	27	6	Boise State	UFA-15 (NYJ)
25	Rafael BUSH	S	5-11	205	28	5	South Carolina State	WAI-12 (Den)
27	Edwin BAKER	RB	5-8	210	24	1	Michigan State	FA-14
28	C.J. SPILLER	RB	5-11	200	27	6	Clemson	UFA-15 (Buf)
29	Khiry ROBINSON	RB	6-0	220	25	3	West Texas A&M	FA-13
30	Kenny PHILLIPS	S	6-2	217	28	6	Miami (Fla.)	FA-15
31	Jairus BYRD	S	5-10	203	28	7	Oregon	UFA-13 (Buf)
32	Kenny VACCARO	S	6-0	214	24	3	Texas	D1-13
33	Jamarca SANFORD	S	5-10	200	29	7	Mississippi	FA-14
34	Tim HIGHTOWER	RB	6-0	220	28	5	Richmond	FA-15
35	Austin JOHNSON	FB	6-2	240	26	2	Tennessee	FA-12
36	P.J. WILLIAMS	CB	6-0	196	22	R	Florida State	D3b-15
37	Terrence FREDERICK	CB	5-10	187	25	2	Texas A&M	FA-13
38	Damian SWANN	CB	6-0	189	22	R	Georgia	D5c-15
39	Brandon BROWNER	CB	6-4	221	30	6	Oregon State	UFA-15 (NE)
40	Delvin BREAU	CB	6-1	196	25	1	None	FA-15
41	Erik LORIG	FB	6-4	250	28	6	Stanford	UFA-14 (TB)
42	Pierre WARREN	S	6-2	200	22	2	Jacksonville State	FA-14
43	Vinnie SUNSERI	S	6-0	210	23	2	Alabama	D5a-14
44	Toben OPURUM	FB	6-1	250	24	1	Kansas	FA-14
45	Hau'oli KIKAHA	LB	6-3	246	22	R	Washington	D2-15
47	Justin DRESCHER	LS	6-1	235	27	7	Colorado	FA-10
48	Marcus MURPHY	RB/RS	5-9	195	23	R	Missouri	D7-15
49	Marcus PIERCE-BREWSTER	LB	6-3	243	23	R	West Texas A&M	FA-15
50	Stephone ANTHONY	LB	6-3	245	22	R	Clemson	D1b-15
52	Henry COLEY	LB	6-1	239	23	R	Virginia	FA-15
53	Ramon HUMBER	ILB	5-11	232	27	7	North Dakota State	FA-10
54	Jerry FRANKLIN	LB	6-1	245	27	3	Arkansas	FA-14
55	Davis TULL	LB	6-3	240	23	R	Chattanooga	D5a-15
56	Ronald POWELL	OLB	6-3	237	24	2	Florida	D5b-14
57	David HAWTHORNE	ILB	6-0	246	30	8	Texas Christian	UFA-12 (Sea)
58	Kevin WILLIAMS	DT	6-5	311	34	13	Oklahoma State	UFA-15 (Sea)
59	Dannell ELLERBE	ILB	6-1	245	29	7	Georgia	TR-15 (Mia)

# 2015 NUMERICAL ROSTER

NO.	NAME	POS.	HT.	WT.	AGE	EXP.	COLLEGE	HOW ACQUIRED
60	Max UNGER	C	6-5	305	29	7	Oregon	TR-15 (Sea)
61	Sean HICKEY	T	6-6	306	23	R	Syracuse	FA-15
62	Cyril LEMON	G	6-3	315	22	R	North Texas	FA-15
63	Mike McGLYNN	G	6-4	325	30	8	Pittsburgh	FA-15
64	Zach STRIEF	T	6-7	320	31	10	Northwestern	D7a-06
65	Senio KELEMETE	G	6-3	300	25	3	Washington	FA-13
66	Mike GOLIC Jr.	G	6-4	300	25	1	Notre Dame	FA-15
67	Nick BECTON	T	6-6	323	25	3	Virginia Tech	FA-14
68	Tim LELITO	C/G	6-4	315	25	3	Grand Valley State	FA-13
69	Antonio JOHNSON	OL	6-6	307	23	R	North Texas	FA-15
70	Mike BREWSTER	C	6-4	305	25	3	Ohio State	FA-14
71	Kaleb EULLS	DL	6-4	285	23	R	Mississippi State	FA-15
72	Terron ARMSTEAD	T	6-5	304	23	3	Arkansas-Pine Bluff	D3a-13
73	Jahri EVANS	G	6-4	318	31	10	Bloomsburg	D4-06
74	Ashaad MABRY	DL	6-3	315	22	R	Texas-San Antonio	FA-15
75	Andrus PEAT	T	6-7	316	21	R	Stanford	D1a-15
76	Akiem HICKS	DE	6-5	324	25	4	Regina	D3-12
77	Brodrick BUNKLEY	NT	6-2	306	31	10	Florida State	UFA-12 (Den)
78	Bobby RICHARDSON	DL	6-3	286	22	R	Indiana	FA-15
79	Bryce HARRIS	T	6-6	300	26	4	Fresno State	FA-12
80	Jack TABB	TE	6-3	250	22	R	North Carolina	FA-15
81	Orson CHARLES	TE	6-3	254	24	3	Georgia	FA-14
82	Benjamin WATSON	TE	6-3	255	34	12	Georgia	UFA-13 (Cle)
83	Willie SNEAD	WR	5-11	195	22	1	Ball State	FA-14
84	Lance LEWIS	WR	6-2	207	26	1	East Carolina	FA-15
86	Kyle PRATER	WR	6-5	231	23	R	Northwestern	FA-15
88	Nick TOON	WR	6-4	218	26	4	Wisconsin	D4-12
89	Josh HILL	TE	6-5	250	25	3	Idaho State	FA-13
90	Tavaris BARNES	DL	6-3	275	23	R	Clemson	FA-15
91	Kasim EDEBALI	OLB	6-2	253	25	2	Boston College	FA-14
92	John JENKINS	NT	6-3	359	25	3	Georgia	D3b-13
93	Junior GALETTE	OLB	6-2	258	27	6	Stillman	FA-10
94	Cameron JORDAN	DE	6-4	287	25	5	California	D1a-11
95	Tyler DAVISON	DL	6-2	309	22	R	Fresno State	D5b-15
96	Lawrence VIRGIL	NT	6-5	290	24	1	Valdosta State	FA-14
97	Glenn FOSTER	DE	6-4	285	25	3	Illinois	FA-13
98	Parys HARALSON	OLB	6-0	255	31	10	Tennessee	TR-13 (SF)
99	Anthony SPENCER	LB	6-3	265	31	9	Purdue	UFA-15 (Dal)

## RESERVE/INJURED

14	Andy TANNER	WR	6-0	183	27	2	Midwestern State	FA-10
	Malcome KENNEDY	WR	6-0	205	23	R	Texas A&M	FA-15

**HEAD COACH:** SEAN PAYTON. **Assistants:** Joe Vitt (Assistant Head Coach/Linebackers), Dennis Allen (Senior Defensive Assistant), Pete Carmichael (Offensive Coordinator), Rob Ryan (Defensive Coordinator), Greg McMahon (Special Teams Coordinator), Charles Byrd (Assistant Strength and Conditioning), Dan Dalrymple (Head Strength and Conditioning), Kyle DeVan (Offensive Assistant), Bret Ingalls (Offensive Line), Bill Johnson (Defensive Line), Stan Kwan (Assistant Special Teams), Greg Lewis (Offensive Assistant), Wesley McGriff (Secondary), Jason Mitchell (Director of Coaching Administration), John Morton (Wide Receivers), Mike Neu (Quarterbacks), Brendan Nugent (Coaching Assistant), Dan Roushar (Tight Ends), Joel Thomas (Running Backs), Marcus Ungaro (Defensive Assistant), Rob Wenning (Assistant Strength and Conditioning), James Willis (Defensive Assistant/Linebackers), Brian Young (Outside Linebackers).



# HOW THE SAINTS WERE BUILT

## 2006 (4)

### DRAFT

- G **Jahri Evans** (4)
- T **Zach Strief** (7a)
- WR **Marques Colston** (7b)

### FREE AGENTS

- QB **Drew Brees** (UFA-SD)

## 2009 (1)

### DRAFT

- P **Thomas Morstead** (5)

## 2010 (3)

### FREE AGENTS

- LS **Justin Drescher** (FA)
- OLB **Junior Galette** (FA)
- ILB **Ramon Humber** (FA)

## 2011 (3)

### DRAFT

- DE **Cameron Jordan** (1a)
- RB **Mark Ingram** (1b)

### FREE AGENTS

- WR **Joseph Morgan** (FA)

## 2012 (6)

### DRAFT

- DE **Akiem Hicks** (3)
- WR **Nick Toon** (4)

### FREE AGENTS

- NT **Brodrick Bunkley** (UFA-Den.)
- T **Bryce Harris** (FA)
- ILB **David Hawthorne** (UFA-Sea.)

### WAIVERS

- S **Rafael Bush** (Den.)

## 2013 (15)

### DRAFT

- S **Kenny Vaccaro** (1)
- T **Terron Armstead** (3a)
- NT **John Jenkins** (3b)

### FREE AGENTS

- DE **Glenn Foster** (FA)
- CB **Terrence Frederick** (FA)
- QB **Ryan Griffin** (FA)
- TE **Josh Hill** (FA)
- FB **Austin Johnson** (FA)
- G **Senio Kelemete** (FA)
- C/G **Tim Lelito** (FA)
- CB **Keenan Lewis** (UFA-Pit.)
- QB **Luke McCown** (UFA-Atl.)
- RB **Khiry Robinson** (FA)
- TE **Benjamin Watson** (UFA-Cle.)

### TRADE

- OLB **Parys Haralson** (SF)

## 2014 (22)

### DRAFT

- WR **Brandin Cooks** (1)
- CB **Stanley Jean-Baptiste** (2)
- S **Vinnie Sunseri** (5a)
- OLB **Ronald Powell** (5b)

### FREE AGENTS

- RB **Edwin Baker** (FA)
- T **Nick Becton** (FA)
- C **Mike Brewster** (FA)
- S **Jairus Byrd** (UFA-Buf.)
- TE **Orson Charles** (FA)
- WR **Brandon Coleman** (FA)
- CB **Brian Dixon** (FA)
- OLB **Kasim Edeball** (FA)
- LB **Jerry Franklin** (FA)
- K **Dustin Hopkins** (FA)
- WR **Seantavius Jones** (FA)
- FB **Erik Lorig** (UFA-TB)
- FB **Toben Oporum** (FA)
- S **Jamarca Sanford** (FA)
- WR **Jalen Saunders** (FA)
- WR **Willie Snead** (FA)
- NT **Lawrence Virgil** (FA)
- S **Pierre Warren** (FA)

## 2015 (36)

### DRAFT

- T **Andrus Peat** (1a)
- LB **Stephone Anthony** (1b)
- LB **Hau'oli Kikaha** (2)
- QB **Garrett Grayson** (3a)
- CB **P.J. Williams** (3b)
- LB **Davis Tull** (5a)
- DL **Tyler Davison** (5b)
- CB **Damian Swann** (5c)
- RB/RS **Marcus Murphy** (7)

### FREE AGENTS

- DL **Tavaris Barnes** (FA)
- CB **Delvin Breaux** (FA)
- CB **Brandon Browner** (UFA-NE)
- LB **Henry Coley** (FA)
- DL **Kaleb Eulls** (FA)
- G **Mike Golic Jr.** (FA)
- WR **R.J. Harris** (FA)
- T **Sean Hickey** (FA)
- RB **Tim Hightower** (FA)
- K **Zach Hocker** (FA)
- OL **Antonio Johnson** (FA)
- OL **Cyril Lemon** (FA)
- WR **Lance Lewis** (FA)
- DL **Ashaad Mabry** (FA)
- G **Mike McGlynn** (UFA-KC)
- WR **Josh Morgan** (UFA-Chi.)
- S **Kenny Phillips** (FA)
- LB **Markus Pierce-Brewster** (FA)
- WR **Kyle Prater** (FA)
- DL **Bobby Richardson** (FA)
- LB **Anthony Spencer** (UFA-Dal.)
- RB **C.J. Spiller** (UFA-Buf.)
- TE **Jack Tabb** (FA)
- DT **Kevin Williams** (UFA-Sea.)
- CB **Kyle Wilson** (UFA-NYJ)

### TRADE

- ILB **Dannell Ellerbe** (Mia.)
- C **Max Unger** (Sea.)



REVIEW



# 2014 NFL SEASON IN REVIEW

## 2014 NFL Standings

### National Football Conference

NFC East						
	W	L	T	PCT.	PTS.	PA
Dallas	12	4	0	.750	467	352
Philadelphia	10	6	0	.625	474	400
New York Giants	6	10	0	.375	380	400
Washington	4	12	0	.250	301	438

NFC North						
	W	L	T	PCT.	PTS.	PA
Green Bay	12	4	0	.750	486	348
Detroit	11	5	0	.688	321	282
Minnesota	7	9	0	.438	325	343
Chicago	5	11	0	.313	319	442

NFC South						
	W	L	T	PCT.	PTS.	PA
Carolina	7	8	1	.469	339	374
<b>New Orleans</b>	<b>7</b>	<b>9</b>	<b>0</b>	<b>.438</b>	<b>401</b>	<b>424</b>
Atlanta	6	10	0	.375	381	417
Tampa Bay	2	14	0	.125	277	410

NFC West						
	W	L	T	PCT.	PTS.	PA
Seattle	12	4	0	.750	394	254
Arizona	11	5	0	.688	310	299
San Francisco	8	8	0	.500	306	340
St. Louis	6	10	0	.375	324	354

### American Football Conference

AFC East						
	W	L	T	PCT.	PTS.	PA
New England	12	4	0	.750	468	313
Buffalo	9	7	0	.563	343	289
Miami	8	8	0	.500	388	373
New York Jets	4	12	0	.250	283	401

AFC North						
	W	L	T	PCT.	PTS.	PA
Pittsburgh	11	5	0	.688	436	368
Cincinnati	10	5	1	.656	365	344
Baltimore	10	6	0	.625	409	302
Cleveland	7	9	0	.438	299	337

AFC South						
	W	L	T	PCT.	PTS.	PA
Indianapolis	11	5	0	.688	458	369
Houston	9	7	0	.563	372	307
Jacksonville	3	13	0	.188	249	412
Tennessee	2	14	0	.125	254	438

AFC West						
	W	L	T	PCT.	PTS.	PA
Denver	12	4	0	.750	482	354
Kansas City	9	7	0	.563	353	281
San Diego	9	7	0	.563	348	348
Oakland	3	13	0	.188	253	452

## 2014 NFL Postseason Results



### NFC WILD CARD PLAYOFF GAMES

Carolina Panthers 27, Arizona Cardinals 16  
Dallas Cowboys 24, Detroit Lions 20

### AFC WILD CARD PLAYOFF GAMES

Baltimore Ravens 30, Pittsburgh Steelers 17  
Indianapolis Colts 26, Cincinnati Bengals 10



### NFC DIVISIONAL PLAYOFF GAMES

Seattle Seahawks 31, Carolina Panthers 17  
Green Bay Packers 26, Dallas Cowboys 21

### AFC DIVISIONAL PLAYOFF GAMES

New England Patriots 35, Baltimore Ravens 31  
Indianapolis Colts 24, Denver Broncos 13



### NFC CHAMPIONSHIP GAME

Seattle Seahawks 28, Green Bay Packers 22



### AFC CHAMPIONSHIP GAME

New England Patriots 45, Indianapolis Colts 7



### SUPER BOWL XLIX

New England Patriots 28, Seattle Seahawks 24

# REGULAR SEASON FINAL STATISTICS

## 2014

### RECORD: 7-9

### FINISH: 2nd-NFC SOUTH

Date	W/L	Score	Opponent	Attendance	SCORING	TD	Ru	Pa	Rt	PAT	FG	S	TP	INTERCEPTIONS	NO.	YDS	AVG	LONG	TD			
9/7	L	34-37	OT at Atlanta	70,706	S.Graham	0	0	0	0	46/47	19/22	0	103	Warren	2	53	26.5	32	0			
9/14	L	24-26	at Cleveland	67,407	J.Graham	10	0	10	0	0/0	0/0	0	60	Vaccaro	2	45	22.5	45	0			
9/21	W	20-9	Minnesota	73,005	Ingram	9	0	0	0	0/0	0/0	0	54	Lewis	2	2	1.0	2	0			
9/28	L	17-38	at Dallas	91,176	Colston	5	0	5	0	0/0	0/0	0	30	Robinson	2	2	1.0	2	0			
10/5	W	37-31	Tampa Bay	73,004	Hill	5	0	5	0	0/0	0/0	0	30	White	2	2	1.0	2	0			
10/19	L	23-24	at Detroit	63,271	Cooks	4	1	3	0	0/0	0/0	0	24	Hawthorne	1	10	10.0	10	0			
10/26	W	44-23	Green Bay	73,146	K Robinson 3	3	0	0	0	0/0	0/0	0	18	Jordan	1	6	6.0	6	0			
10/30	W	28-10	at Carolina	73,663	Stills	3	0	3	0	0/0	0/0	0	18	Team	12	120	10.0	45	0			
11/9	L	24-27	San Francisco	73,129	Thomas 3	2	1	0	0	0/0	0/0	0	18	Opponents	17	240	14.1	62t	3			
11/16	L	10-27	Cincinnati	73,073	Watson	2	0	2	0	0/0	0/0	0	12									
11/24	L	27-34	Baltimore	73,373	Lorig	1	0	1	0	0/0	0/0	0	6	PUNTING	No.	Yds	Avg	Net	TB	In	Lg	B
11/30	W	35-32	at Pittsburgh	61,916	Brees	1	1	0	0	0/0	0/0	0	6	T.Morstead	58	2690	46.4	42.9	5	19	63	0
12/7	L	10-41	Carolina	73,006	Cadet	1	0	1	0	0/0	0/0	0	6	Team	58	2690	46.4	42.9	5	19	63	0
12/15	W	31-15	at Chicago	60,996	Toon	1	0	1	0	0/0	0/0	0	6	Opponents	63	2783	44.2	41.4	2	33	73	0
12/21	L	14-30	Atlanta	73,164	Johnson	1	0	1	0	0/0	0/0	0	6									
12/28	W	23-20	at Tampa Bay	59,952	Galette	0	0	0	0	0/0	0/0	2	4	PUNT RET.	Ret	FC	Yds	Avg	Long	TD		

TEAM STATISTICS	N.O.	OPP
Total First Downs	395	345
Rushing	101	111
Passing	258	205
Penalty	36	29
3rd Down Made/Att	98/203	99/215
3rd Down Pct.	48.3%	46.0%
4th Down Made/Att	8/15	4/8
4th Down Pct.	53.3%	50.0%
POSSESSION AVG.	30:03	29:57
TOTAL NET YARDS	6582	6144
Avg. Per Game	411.4	384.0
Total Plays	1095	1022
Avg. Per Play	6.0	6.0
NET YARDS RUSHING	1818	2125
Avg. Per Game	113.6	132.8
Total Rushes	406	442
NET YARDS PASSING	4764	4019
Avg. Per Game	297.8	251.2
Sacked/Yards Lost	30/188	34/188
Gross Yards	4952	4207
Attempts/Completions	659/456	546/341
Completion Pct.	69.2%	62.5%
Had Intercepted	17	12
PUNTS/AVERAGE	58/46.4	63/44.2
NET PUNTING AVG.	42.9	41.4
PENALTIES/YARDS	80/670	105/889
FUMBLES/BALL LOST	22/13	15/5
TOUCHDOWNS	49	47
Rushing	16	17
Passing	33	26
Returns	0	4

SCORE BY PERIODS	Q1	Q2	Q3	Q4	OT	PTS
Team	55	116	76	148	6	401
Opponents	81	115	104	118	6	424

2-PT. Conversions: Team 0/1, Opponents: 2/4
SACKS: Galette 10.0, Jordan 7.5, Hawthorne 3.0, Haralson 3.0, Walker 2.5, Hicks 2.0.
FUM/LOST: Brees 3, J. Graham 2, Cadet 2, K. Robinson 2, Toon 1, Lorig 1, Ingram 1, Colston 1 Total: 13

RUSHING	No.	Yds	Avg	LG	TD
Ingram	226	964	4.3	31	9
K. Robinson	76	362	4.8	62	3
Thomas	45	222	4.9	27t	2
Cooks	7	73	10.4	28	1
Brees	27	68	2.5	13	1
Morgan	1	67	67.0	67	0
Cadet	10	32	3.2	8	0
Johnson	8	22	2.8	8	0
Lorig	3	4	1.3	4	0
Toon	1	4	4.0	4	0
Baker	1	2	2.0	2	0
Stills	1	-2	-2.0	-2	0
Team	406	1818	4.5	67	16
Opponents	442	2125	4.8	69t	17

Receiving	No.	Yds	Avg	Long	TD
J. Graham	85	889	10.5	29	10
Stills	63	931	14.8	69t	3
Colston	59	902	15.3	57	5
Cooks	53	550	10.4	50t	3
Thomas	45	378	8.4	39	1
Cadet	38	296	7.8	31	1
Ingram	29	145	5.0	14	0
Watson	20	136	6.8	15t	2
Toon	17	215	12.6	24	1
Hill	14	176	12.6	37	5
Lorig	9	27	3.0	14	1
K. Robinson	8	63	7.9	17	0
Meachem	7	114	16.3	25	0
Morgan	4	92	23.0	62	0
Johnson	2	15	7.5	13t	1
Leonard	1	15	15.0	15	0
Saunders	1	7	7.0	7	0
Brees	1	1	1.0	1	0
Team	456	4952	10.9	69t	33
Opponents	341	4207	12.3	73t	26

PUNT RET.	Ret	FC	Yds	Avg	Long	TD
Cooks	10	15	35	3.5	15	0
Saunders	9	5	99	11.0	32	0
Byrd	0	5	0	0	0	0
Cadet	0	1	0	0	0	0
Team	19	26	134	7.1	32	0
Opponents	24	13	99	4.1	14	0

KICKOFF RET.	No.	Yds	Avg	Long	TD
Cadet	15	364	24.3	34	0
Saunders	3	139	46.3	99	0
K. Robinson	1	28	28.0	28	0
Cooks	1	12	12.0	12	0
Leito	1	0	0.0	0	0
Team	21	543	25.9	99	0
Opponents	39	1029	26.4	43	0

FIELD GOALS	1-19	20-29	30-39	40-49	50+
S. Graham	0/0	6/6	9/9	3/5	1/2
Team	0/0	6/6	9/9	3/5	1/2
Opponents	0/0	6/6	10/10	9/9	6/7

2014 NFC SOUTH STANDINGS				
Saints Finish: 2nd Place				
Carolina	7	8	1	.469
New Orleans	7	9	0	.438
Atlanta	6	10	0	.375
Tampa Bay	2	14	0	.125

PASSING	Att	Cmp	Yds	Cmp%	Yds/Att	TD	TD%	Int	Int%	Long	Sack/Lost	Rating
D. Brees	659	456	4952	69.2%	7.5	33	5.0%	17	2.6%	69t	29/186	97.0
T. Morstead	0	0	0	0.0%	0.0%	0	0.0%	0	0.0%	0	1/2	0.0
Team	659	456	4952	69.2%	7.5	33	5.0%	17	2.6%	69t	30/188	97.0
Opponents	546	341	4207	62.5%	7.7	26	4.8%	12	2.2%	73t	34/188	93.0

OWNERSHIP

FOOTBALL

ADMINISTRATION

RECORDS

HISTORY

# 2014 DEFENSIVE STATISTICS

OWNERSHIP

FOOTBALL

ADMINISTRATION

RECORDS

HISTORY

Name	Regular Defensive Plays										Special Teams					MISC			
	TKL	AST	TOT	SACK / YDS	INT	PD	FF	FR			TKL	AST	FF	FR	BL	TKL	AST	FF	FR
LOFTON, CURTIS	125	60	185	0	0	0	8	1	1		0	0	0	0	0	0	0	0	0
VACCARO, KENNY	63	50	113	1	7	2	5	0	0		2	0	0	0	0	0	0	0	0
HAWTHORNE, DAVID	65	47	112	3	18	1	6	0	0		1	0	0	0	0	0	0	0	0
BUSH, RAFAEL	45	28	73	0	0	0	3	0	0		1	0	0	0	0	0	0	0	0
JORDAN, CAMERON	38	27	65	7.5	49	1	5	0	1		0	0	0	0	0	0	0	0	0
GALETTE, JUNIOR	44	14	58	10	55	0	1	3	0		0	0	0	0	0	0	0	0	0
HICKS, AKIEM	36	22	58	2	16	0	2	0	0		0	0	0	0	0	0	0	0	0
WHITE, COREY	46	8	54	1	6	2	9	1	1		1	0	0	0	0	0	0	0	0
HUMBER, RAMON	42	9	51	1	7	0	1	0	0		13	0	0	0	0	0	0	0	0
HARALSON, PARYS	23	27	50	3	7	0	0	0	1		0	0	0	0	0	0	0	0	0
JENKINS, JOHN	24	17	41	1	6	0	0	0	0		0	0	0	0	0	0	0	0	0
ROBINSON, PATRICK	31	9	40	0	0	2	12	0	0		4	0	0	0	0	0	0	0	0
LEWIS, KEENAN	29	8	37	0	0	2	13	0	0		0	0	0	0	0	0	0	0	0
WARREN, PIERRE	24	11	35	0	0	2	4	1	1		0	0	0	0	0	0	0	0	0
BYRD, JAIIRUS	21	8	29	0	0	0	2	1	0		0	0	0	0	0	0	0	0	0
BUNKLEY, BRODRICK	13	10	23	0	0	0	0	0	0		0	0	0	0	0	0	0	0	0
WALKER, TYRUNN	14	7	21	2.5	8	0	0	1	0		0	0	0	0	0	0	0	0	0
EDEBALI, KASIM	11	7	18	2	9	0	0	1	0		11	1	0	0	0	0	0	0	0
FREDERICK, TERRENCE	14	3	17	0	0	0	0	0	0		0	0	0	0	0	0	0	0	0
DEADERICK, BRANDON	9	7	16	0	0	0	0	0	0		0	0	0	0	0	0	0	0	0
SANFORD, JAMARCA	9	6	15	0	0	0	0	0	0		2	0	0	0	0	0	0	0	0
BALL, MARCUS	6	6	12	0	0	0	0	0	0		9	0	0	0	0	0	0	0	0
DIXON, BRIAN	8	0	8	0	0	0	1	1	0		11	1	0	0	0	0	0	0	0
VIRGIL, LAWRENCE	3	0	3	0	0	0	0	0	0		0	0	0	0	0	0	0	0	0
SUNSERI, VINNIE	1	0	1	0	0	0	0	0	0		6	0	0	0	0	0	0	0	0
KNOX, KYLE	1	0	1	0	0	0	0	0	0		3	1	0	0	0	0	0	0	0
FOSTER, GLENN	1	0	1	0	0	0	0	0	0		0	0	0	0	0	0	0	0	0
HILL, JOSH	0	0	0	0	0	0	0	0	0		13	2	0	0	0	1	0	0	0
POWELL, RONALD	0	0	0	0	0	0	0	0	0		5	1	0	0	0	0	0	0	0
JOHNSON, AUSTIN	0	0	0	0	0	0	0	0	0		3	1	0	0	0	0	0	0	0
DAVIS, TODD	0	0	0	0	0	0	0	0	0		3	0	0	0	0	0	0	0	0
FOKOU, MOISE	0	0	0	0	0	0	0	0	0		2	1	0	0	0	0	0	0	0
WATSON, BENJAMIN	0	0	0	0	0	0	0	0	0		1	0	0	0	0	1	0	0	0
JEAN-BAPTISTE, STANLEY	0	0	0	0	0	0	0	0	0		1	0	0	0	0	0	0	0	0
DRESCHER, JUSTIN	0	0	0	0	0	0	0	0	0		1	0	0	0	0	0	0	0	0
MORSTEAD, THOMAS	0	0	0	0	0	0	0	0	0		1	0	0	0	0	0	0	0	0
MEACHEM, ROBERT	0	0	0	0	0	0	0	0	0		0	0	0	0	0	3	0	0	0
TOON, NICK	0	0	0	0	0	0	0	0	0		0	0	0	0	0	3	0	0	0
CADET, TRAVARIS	0	0	0	0	0	0	0	0	0		0	0	0	0	0	2	0	0	0
COOKS, BRANDIN	0	0	0	0	0	0	0	0	0		0	0	0	0	0	2	0	0	0
COLSTON, MARQUES	0	0	0	0	0	0	0	0	0		0	0	0	0	0	2	0	0	0
GRAHAM, JIMMY	0	0	0	0	0	0	0	0	0		0	0	0	0	0	1	0	1	0
INGRAM, MARK	0	0	0	0	0	0	0	0	0		0	0	0	0	0	1	0	0	0
LELITO, TIM	0	0	0	0	0	0	0	0	0		0	0	0	0	0	1	0	0	0
HARRIS, BRYCE	0	0	0	0	0	0	0	0	0		0	0	0	0	0	1	0	0	0
LORIG, ERIK	0	0	0	0	0	0	0	0	0		0	0	0	0	0	1	0	0	0
MORGAN, JOSEPH	0	0	0	0	0	0	0	0	0		0	0	0	0	0	1	0	0	0
THOMAS, PIERRE	0	0	0	0	0	0	0	0	0		0	0	0	0	0	1	0	0	0
STILLS, KENNY	0	0	0	0	0	0	0	0	0		0	0	0	0	0	1	0	0	0
EVANS, JAHRI	0	0	0	0	0	0	0	0	0		0	0	0	0	0	0	0	0	1
STRIEF, ZACH	0	0	0	0	0	0	0	0	0		0	0	0	0	0	0	0	0	1
BREES, DREW	0	0	0	0	0	0	0	0	0		0	0	0	0	0	0	0	0	4
TOTALS	746	391	1137	34	188	12	72	10	5		94	8	0	0	0	22	0	1	6

Defense: **TKL**: tackle, **AST**: assist, **TOT**: total, **INT**: interception, **PD**: pass defense, **FF**: forced fumble, **FR**: fumble recovery. **Special Teams**: **BL**: kicks blocked.

## Pro Bowl

QB **Drew Brees**, G **Jahri Evans**, TE **Jimmy Graham** and RB **Mark Ingram**

## NFC Player of the Month Awards

### NFC SPECIAL TEAMS PLAYER OF THE MONTH

**OCTOBER: K Shayne Graham**

Graham converted all nine field goal attempts and nine PATs during the first three games of the month. He had three field goals in all three games played and is the only kicker who made at least three field goals in all of his team's October games. Overall in three games, Graham led the NFC with 36 points and tied for the conference lead with nine field goals.

## NFC Player of the Week Awards

### NFC DEFENSIVE PLAYER OF THE WEEK

**WEEK 9: OLB Junior Galette**

New Orleans Saints 28, Carolina Panthers 10 @ Bank of America Stadium, Oct. 30, 2014  
Galette had five tackles (four solo) and two sacks of Panthers QB Cam Newton, including one that caused him to fumble.

### NFC OFFENSIVE PLAYER OF THE WEEK

**WEEK 13: QB Drew Brees**

New Orleans Saints 35, Pittsburgh Steelers 32 @ Heinz Field, Nov. 30, 2014  
Brees completed 19-of-27 passes for 257 yards with five touchdown passes and a 140.0 passer rating. It was his ninth career five touchdown game, tied for first in NFL record books.

## NFL Weekly Awards

### FEDEX GROUND PLAYER OF THE WEEK

**WEEK 8: RB Mark Ingram**

New Orleans Saints 44, Green Bay Packers 17 @ Mercedes-Benz Superdome, Oct. 26, 2014  
Ingram carried 24 times for 172 yards with one touchdown, setting career-highs in rushes and rushing yardage, the seventh-highest rushing yardage total in franchise history.

## Team Awards

### ED BLOCK COURAGE AWARD

**CB Patrick Robinson**

In a vote by his teammates, Robinson was honored as the 2014 recipient of the Ed Block Courage Award, which is presented to a player from all 32 NFL teams who best exemplifies the principles of sportsmanship and courage. The award is presented to players who conduct themselves as role models in the community and serve as an inspiration to their teammates.

### 2014 NEW ORLEANS SAINTS MAN OF THE YEAR

**P Thomas Morstead**

2014 team award winner and league nominee for Walter Payton NFL Man of the Year for dedication to community and charitable endeavors and excellent play on the field.

### 2014 JIM FINKS GOOD GUY AWARD

**T Zach Strief**

In a vote by New Orleans media, Strief was honored for his consistent cooperation with the local media.





# 2014GAMEBYGAMESAINTS

Game	1st Downs				Offense		Net Rushing		Net Passing				Fumb.		Pen.		Punts		Returns				TDS		PAT		FG		2P		TOP							
	Pts	T	R	Pa	Pe	AT	Yds	Avg.	Att	Yds	Avg.	A	C	Yds	TD	Int	Sk	Yds	#	Lst	#	Yds	#	Yds	Avg.	P	Yds	MO	Yds	Int		Yds	Ru	Pa	Ret	M/A	M/A	
@ATL	34	30	9	17	4	70	472	6.7	28	139	5.0	42	29	333	1	1	0	0	1	1	3	27	2	101	50.5	0	0	1	34	0	0	3	1	0	4/4	2/2	0/0	30:25
@CLE	24	26	10	16	0	69	397	5.8	27	174	6.4	40	27	223	2	1	2	14	1	1	5	39	5	206	41.2	1	-2	3	63	0	0	1	2	0	3/3	1/1	0/0	31:50
MIN	20	27	8	17	2	68	396	5.8	32	108	3.4	35	27	288	2	0	1	5	1	0	4	30	4	187	46.8	1	-3	0	0	0	0	1	2	0	2/3	0/0	0/0	33:33
@DAL	17	20	4	14	2	59	438	7.4	13	104	8.0	44	32	334	2	1	2	6	2	2	3	20	2	83	41.5	2	15	0	0	0	0	0	2	0	2/2	1/2	0/0	25:15
TB	37	34	12	17	5	86	511	5.9	29	140	4.8	57	35	371	2	3	0	0	0	0	6	50	2	97	48.5	1	0	4	88	1	0	2	2	0	2/2	3/3	0/1	38:32
@DET	23	25	5	15	5	67	408	6.1	21	73	3.5	45	28	335	2	1	1	7	1	1	12	134	4	168	42.0	1	15	0	0	2	45	0	2	0	2/2	3/3	0/0	27:42
GB	44	28	11	15	2	65	495	7.6	31	193	6.2	32	27	302	3	0	2	9	1	1	4	35	0	0	0	0	0	0	0	2	10	2	3	0	5/5	3/3	0/0	31:39
@CAR	28	27	7	17	3	75	375	5.0	37	105	2.8	34	24	270	1	1	4	27	3	1	4	36	4	187	46.8	2	2	0	0	1	2	3	1	0	4/4	0/0	0/0	35:18
SF	24	23	7	15	1	80	423	5.3	31	136	4.4	47	28	287	3	2	2	5	2	1	6	43	6	299	42.0	1	4	4	96	0	0	0	3	0	3/3	1/1	0/0	36:00
CIN	10	24	3	18	3	67	330	4.9	26	75	2.9	41	33	255	1	0	0	0	2	1	5	34	3	132	44.0	1	4	0	0	0	0	1	0	1/1	1/1	0/0	30:46	
BAL	27	26	3	20	3	70	525	7.5	21	126	6.0	45	35	399	3	1	4	21	1	0	5	50	3	146	48.7	1	7	1	20	0	0	0	3	0	3/3	2/2	0/0	29:45
@PIT	35	20	5	13	2	54	393	7.3	26	143	5.5	27	19	250	5	0	1	7	0	0	11	77	6	291	48.5	0	0	3	75	2	6	0	5	0	5/5	0/0	0/0	26:01
CAR	10	18	7	11	0	68	310	4.6	17	92	5.4	49	29	218	1	1	2	17	1	1	4	30	5	220	44.0	3	68	1	28	0	0	0	1	0	1/1	1/2	0/0	24:00
@CHI	31	25	3	19	3	64	443	6.9	26	83	3.2	36	29	360	3	0	2	15	2	1	3	25	5	217	43.4	3	21	0	0	3	55	1	3	0	4/4	1/2	0/0	33:31
ATL	14	22	2	20	0	70	328	4.7	18	57	3.2	47	30	271	1	2	5	42	3	2	3	25	4	200	50.0	1	0	3	120	0	0	1	1	0	2/2	0/0	0/0	27:51
@TB	23	20	5	14	1	63	338	5.4	23	70	3.0	38	24	268	1	3	2	13	1	0	2	15	3	156	52.0	1	3	1	19	1	2	2	1	0	3/3	0/0	0/0	27:13
Totals	401	395	101	258	36	1095	6582	6.0	406	1818	4.5	659	456	4764	33	17	30	188	22	13	80	670	58	2,690	46.4	19	134	21	543	12	120	16	33	0	46/47	19/22	0/1	30:03

# 2014GAMEBYGAMEOPPONENTS

Game	1st Downs					Offense			Net Rushing			Net Passing					Fumb.		Pen.		Punts			Returns					TDS			PAT		FG		2P		TOP
	Pts	T	R	Pa	Pe	AT	Yards	Avg.	Att	Yards	Avg.	A	C	Yds	TD	Int	Sk	Yds	#	Lst	#	Yds	#	Yds	Avg.	P	Yds	KO	Yds	Int	Yds	Ru	Pa	Ret	M/A	M/A		
@ATL	37	28	6	21	1	69	568	8.2	25	123	4.9	43	31	44.5	3	0	1	3	1	1	10	96	3	157	52.3	1	1	1	21	1	0	1	3	0	4/4	3/3	0.0	31:18
@CLE	26	23	7	14	2	72	324	4.5	30	122	4.1	41	24	20.2	1	0	1	2	0	0	4	30	5	208	41.6	1	2	2	37	1	62	1	1	1	2/2	2/2	0.1	28:10
MIN	9	13	3	8	2	54	247	4.6	22	59	2.7	30	17	18.8	0	0	2	15	0	0	5	44	4	181	45.3	4	11	4	120	0	0	0	0	0	0.0	3/3	0.0	26:27
@DAL	38	24	10	14	0	65	445	6.8	35	190	5.4	29	22	25.5	3	0	1	7	2	0	6	50	4	166	41.5	0	0	1	30	1	1	2	3	0	5/5	1/1	0.0	34:45
TB	31	20	4	13	3	54	314	5.8	21	66	3.1	32	19	24.8	2	1	1	1	2	0	15	113	4	162	40.5	1	11	3	75	3	33	1	2	1	4/4	1/1	0.0	27:04
@DET	24	21	4	13	4	67	344	5.1	24	59	2.5	40	27	28.5	2	2	3	14	0	0	9	71	5	213	42.6	0	0	2	47	1	23	1	2	0	3/3	1/1	0.0	32:18
GB	23	23	5	16	2	63	491	7.8	19	89	4.7	40	29	40.2	1	2	4	24	1	1	8	84	0	0	0	0	0	0	0	0	0	1	1	0	2/2	3/3	0.0	28:21
@CAR	10	15	7	6	2	54	231	4.2	22	109	4.7	28	10	12.2	0	1	4	29	1	1	6	67	6	253	42.2	0	0	4	89	1	24	1	0	0	1/1	1/1	0.0	24:42
SF	27	21	10	10	1	68	330	4.9	32	144	4.5	32	14	18.6	1	0	4	24	1	1	2	15	7	313	44.7	4	7	4	101	2	51	2	1	0	3/3	2/2	0.0	33:46
CIN	27	22	7	13	2	59	405	6.9	36	186	5.2	22	16	21.9	3	0	1	1	2	0	4	33	2	88	44.0	1	9	2	74	0	0	0	3	0	3/3	2/2	0.0	29:14
BAL	34	23	12	9	2	57	449	7.9	32	215	6.7	24	18	23.4	1	0	1	9	1	1	6	42	2	126	63.0	2	0	2	52	1	44	2	1	1	4/4	2/2	0.0	30:15
@PIT	32	36	6	25	5	82	538	6.6	23	103	4.5	58	32	43.5	2	2	1	0	0	0	5	28	2	75	37.5	2	15	3	87	0	0	1	2	0	1/1	3/4	2.2	33:59
CAR	41	24	11	11	2	73	497	6.8	40	271	6.8	33	21	22.6	3	0	0	0	2	0	6	55	4	158	39.5	2	7	0	0	1	0	2	3	0	5/5	2/2	0.0	36:00
@CHI	15	16	8	8	0	58	278	4.8	20	125	6.3	31	17	15.3	2	3	7	41	1	0	9	74	6	299	49.8	1	0	6	162	0	0	0	2	0	1/1	0/0	1/1	26:29
ATL	30	18	3	15	0	62	403	6.5	22	81	3.7	40	30	32.2	1	0	0	0	1	0	6	64	5	221	44.2	2	2	2	49	2	5	1	1	1	3/3	3/3	0.0	32:09
@TB	20	18	8	9	1	65	280	4.3	39	183	4.7	23	14	9.7	1	1	3	18	0	0	4	23	4	163	40.8	3	34	3	85	3	-3	1	1	0	2/2	2/2	0.0	32:47
Totals	424	345	111	205	29	1022	6,144	6.0	442	2,125	4.8	546	341	4,019	26	12	34	188	15	5	105	889	63	2,783	44.2	24	99	39	1,029	17	240	17	26	4	43/43	31/32	3/4	29:57



# 2014 PARTICIPATION REPORT

OWNERSHIP

FOOTBALL

ADMINISTRATION

RECORDS

HISTORY

Name	9/7	9/14	9/21	9/28	10/5	10/19	10/26	10/30	11/9	11/16	11/24	11/30	12/7	12/15	12/21	12/28	GP-GS-DNP-IA
ARMSTEAD, Terron	@ATL	@CLE	MIN	@DAL	TB	@DET	GB	@CAR	SF	CIN	BAL	@PIT	CAR	@CHI	ATL	@TB	
BAKER, Edwin	ST	ST	PS	PS	PS	PS	PL	PL	PL	IA	PS	PS	PS	PS	PS	PS	3-0-0-1
BALL, Marcus	IA	IA	IA	IA	PL	ST	ST	PL	PL	PL	PL	PL	PL	PL	PL	PL	12-2-0-4
BECTON, Nick									IA	IA	IA	IA	IA	IA	DNP	DNP	0-0-2-6
BREES, Drew	ST	ST	ST	ST	ST	ST	ST	ST	ST	ST	ST	ST	ST	ST	ST	ST	16-16-0-0
BREWSTER, Mike																PS	0-0-0-0
BUNKLEY, Brodrick	ST	ST	ST	ST	ST	ST	ST	ST	ST	ST	ST	IR	IR	IR	IR	IR	11-11-0-0
BUSH, Rafael	PL	PL	PL	ST	ST	ST	ST	ST	ST	ST	IR	IR	IR	IR	IR	IR	10-7-0-0
BYRD, Jairus	ST	ST	ST	ST	IA	IR	IR	IR	IR	IR	IR	IR	IR	IR	IR	IR	4-4-0-1
CADET, Travaris	ST	PL	PL	PL	PL	PL	PL	PL	PL	PL	PL	PL	PL	PL	IA	PL	15-1-0-1
CHARLES, Orson				PS	PS	PS	PS	PS	PS	PS	PS	PS	PS	PS	PS	PS	0-0-0-0
COLEMAN, Brandon	PS	PS	PS	PS	PS	PS	PS	PS	PS	PS	PS	PS	PS	PS	PS	IA	0-0-0-1
COLSTON, Marques	ST	ST	ST	ST	PL	ST	ST	ST	ST	ST	ST	ST	ST	ST	PL	PL	16-13-0-0
COOKS, Brandin	PL	ST	ST	ST	ST	ST	PL	ST	PL	PL	IR	IR	IR	IR	IR	IR	10-6-0-0
DAVIS, A.J.	IR	IR	IR	IR	IR	IR	IR	IR	IR	IR	IR	IR	IR	IR	IR	IR	0-0-0-0
DAVIS, Todd			PS	PS	PS	PL	PS	PL	PL								3-0-0-0
DEADERICK, Brandon	PL	PL	PL	PL	IA	IA	PL	PL	PL	PL	IA	PL	ST	PL	PL	ST	13-2-0-3
DIXON, Brian	PL	PL	PL	PL	PL	PL	PL	PL	PL	PL	PL	PL	PL	PL	PL	PL	16-0-0-0
DRESCHER, Justin	PL	PL	PL	PL	PL	PL	PL	PL	PL	PL	PL	PL	PL	PL	PL	PL	16-0-0-0
EDEBALL, Kasim	PL	PL	PL	PL	PL	PL	PL	PL	PL	PL	PL	PL	PL	PL	PL	PL	16-0-0-0
EVANS, Jahri	ST	ST	ST	ST	ST	ST	ST	ST	ST	ST	ST	ST	ST	ST	ST	ST	16-16-0-0
FOKOU, Moise											PL	PL	IA	IA	IA	IA	2-0-0-4
FORTT, Khairi	IR	IR	IR	IR	IR												0-0-0-0
FOSTER, Glenn	PL	IA	PL	PL	PL	PL	IR	IR	IR	IR	IR	IR	IR	IR	IR	IR	5-0-0-1
FRANKLIN, Jerry											PS	PS	PS	PS	PS	IA	0-0-0-1
FREDERICK, Terrence	PS	PS	PS	PS	PS	PS	PS	PS	PS	PS	IA	IA	IA	ST	ST	ST	3-3-0-3
GALETTE, Junior	ST	ST	ST	ST	ST	ST	ST	ST	ST	ST	ST	ST	ST	PL	PL	PL	16-13-0-0
GOODWIN, Jonathan	ST	ST	ST	ST	ST	ST	IA	IA	ST	ST	ST	ST	ST	ST	ST	ST	14-14-0-2
GRAHAM, Jimmy	ST	ST	PL	ST	ST	PL	ST	ST	ST	ST	ST	ST	ST	PL	ST	ST	16-13-0-0
GRAHAM, Shayne	PL	PL	PL	PL	PL	PL	PL	PL	PL	PL	PL	PL	PL	PL	PL	PL	16-0-0-0
GRIFFIN, Ryan	PS	PS	PS	PS	PS	PS	PS	PS	PS	PS	PS	PS	PS	PS	PS	DNP	0-0-1-0
GRUBBS, Ben	ST	ST	ST	ST	ST	ST	ST	ST	ST	ST	ST	ST	ST	ST	ST	ST	16-16-0-0
HARALSON, Parys	PL	ST	ST	PL	ST	PL	PL	ST	ST	ST	ST	ST	ST	ST	ST	ST	16-12-0-0
HARRIS, Bryce	PL	PL	PL	PL	PL	PL	PL	PL	PL	PL	PL	PL	PL	PL	ST	ST	16-2-0-0
HAWTHORNE, David	ST	ST	IA	IA	ST	ST	ST	IA	IA	ST	ST	ST	ST	ST	ST	ST	12-12-0-4
HICKS, Akiem	ST	ST	ST	ST	ST	ST	ST	ST	ST	ST	ST	ST	PL	ST	ST	IR	15-14-0-0
HILL, Josh	PL	PL	PL	PL	PL	ST	PL	PL	PL	PL	PL	PL	ST	PL	ST	PL	16-3-0-0
HOPKINS, Dustin															PS	PS	0-0-0-0
HUMBER, Ramon	PL	PL	ST	ST	PL	IA	PL	ST	ST	PL	PL	PL	PL	ST	PL	ST	15-6-0-1
INGRAM, Mark	PL	PL	IA	IA	IA	PL	ST	ST	ST	ST	ST	PL	ST	ST	ST	ST	13-9-0-3
JACOBS, Nic	PS	PS	PS														0-0-0-0
JEAN-BAPTISTE, Stanley	IA	IA	IA	PL	PL	PL	IA	IA	IA	PL	IA	IA	IA	IA	IA	IA	4-0-0-11
JENKINS, John	IA	PL	IA	IA	PL	PL	PL	PL	PL	PL	PL	ST	ST	ST	ST	IR	12-4-0-3
JOHNSON, Austin	PL	PL	PL	PL	ST	PL	PL	IA	IR	IR	IR	IR	IR	IR	IR	IR	7-1-0-1
JONES, Seantavius	PS	PS	PS	PS	PS	PS	PS	PS	PS	PS	PS	PS	PS	IA	IA	IA	0-0-0-3
JORDAN, Cameron	ST	ST	ST	ST	ST	ST	ST	ST	ST	ST	ST	ST	ST	ST	ST	ST	16-16-0-0
KELEMETE, Senio	IA	IA	DNP	PL	PL	PL	PL	PL	PL	IA	DNP	PL	IA	PL	PL	PL	10-0-2-4
KNOX, Kyle	PL	PL	PL	PL	PL	IA	IA	PL	PL	PL	IA	IA	PL	PL	PL	PL	12-0-0-4
LELITO, Tim	PL	PL	PL	PL	PL	PL	ST	ST	PL	PL	PL	PL	PL	PL	PL	PL	16-2-0-0

# 2014 PARTICIPATION REPORT

Name	9/7	9/14	9/21	9/28	10/5	10/19	10/26	10/30	11/9	11/16	11/24	11/30	12/7	12/15	12/21	12/28	GP-GS-DNP-IA
LEONARD, Brian	@ATL	@CLE	MIN	@DAL	TB	@DET	GB	@CAR	SF	CIN	BAL	@PIT	CAR	@CHI	ATL	@TB	1-0-0-0
LEWIS, Keenan	ST	ST	ST	ST	ST	ST	ST	ST	ST	ST	ST	ST	ST	ST	ST	ST	16-16-0-0
LOFTON, Curtis	ST	ST	ST	ST	ST	ST	ST	ST	ST	ST	ST	ST	ST	ST	ST	ST	16-16-0-0
LORIG, Erik	IA	IA	IA	IA	IA	IA	ST	ST	PL	ST	PL	PL	PL	ST	ST	ST	10-6-0-6
LOVE, DeMarcus							PS	PS	PS	PS	PS	PS	PS	PS			0-0-0-0
McCLAIN, Antoine	PS	PS	PS														0-0-0-0
McCOWN, Luke	PL	PL	PL	PL	PL	PL	PL	PL	PL	PL	PL	PL	PL	PL	PL	PL	16-0-0-0
MEACHEM, Robert	PL	PL	PL	PL	ST	ST	PL	PL	IA	IA	IA	IA	IA	PL	PL	PL	11-2-0-5
MILLER, Andrew															PS	PS	0-0-0-0
MORGAN, Joseph	ST	IA	DNP	IA	IA	IA	IA	SUSP	SUSP	PL	PL	ST	PL				5-2-1-5
MORSTAD, Thomas	PL	PL	PL	PL	PL	PL	PL	PL	PL	PL	PL	PL	PL	PL	PL	PL	16-0-0-0
NSEKHE, Ty	IR																0-0-0-0
OLSEN, Eric								DNP	IA								0-0-1-1
OPURUM, Toben														PS	PS	PS	0-0-0-0
PARSONS, Alex				PS	PS	PS											0-0-0-0
POOLE, Tauren									PS	PS							0-0-0-0
POWELL, Ronald	PL	PL	PL	PL	IA	PL	PL	PL	PL	PL	PL	PL	PL	IA	PL	PL	14-0-0-2
ROBINSON, Khiry	PL	PL	ST	ST	ST	PL	IA	IA	IA	IA	IA	IA	PL	PL	PL	PL	10-3-0-6
ROBINSON, Patrick	ST	ST	PL	IA	PL	IA	PL	PL	PL	PL	ST	ST	ST	PL	ST	PL	14-6-0-2
ROOKS, Tavon	PS	PS	PS	PS	PS	PS	PS	PS	PS	PS	PS	PS	PS	PS	PS	PS	0-0-0-0
SANFORD, Jamarca										PL	PL	PL	PL	ST	IA	ST	6-0-0-0
SAUNDERS, Jalen											PL	PL	PL	PL	PL	PL	6-0-0-0
SMITH, Garrison												PS	PS	PS			0-0-0-0
SNEAD, Willie														PS	PS	PS	0-0-0-0
STILLS, Kenny	IA	ST	ST	ST	PL	PL	ST	PL	ST	ST	ST	PL	PL	ST	PL	PL	15-8-0-1
STRIEF, Zach	ST	ST	ST	ST	ST	ST	ST	ST	ST	ST	ST	ST	ST	ST	ST	ST	16-16-0-0
SUNSERI, Vinnie	PL	PL	PL	PL	PL	PL	PL	PL	PL	IR	IR	IR	IR	IR	IR	IR	9-0-0-0
TANNER, Andy	IR	IR	IR	IR	IR	IR	IR	IR	IR	IR	IR	IR	IR	IR	IR	IR	0-0-0-0
THOMAS, Pierre	PL	ST	PL	PL	PL	ST	IA	IA	IA	IA	PL	ST	PL	PL	PL	IR	11-3-0-4
TOON, Nick	IA	IA	IA	PL	IA	IA	IA	IA	PL	IA	PL	ST	PL	PL	PL	ST	8-2-0-8
VACCARO, Kenny	ST	ST	ST	ST	ST	ST	ST	ST	ST	ST	ST	ST	ST	PL	ST	IA	15-14-0-1
VIRGIL, Lawrence	PS	PS	PS	PS	PS	PS	PS	PS	PS	PS	PS	IA	IA	IA	IA	PL	1-0-0-4
WADE, Trevin	PS	PS															0-0-0-0
WALKER, Tyrann	PL	PL	PL	PL	PL	PL	PL	PL	PL	PL	PL	PL	PL	PL	PL	ST	16-1-0-0
WARREN, Pierre	PS	PS	PS								ST	ST	ST	ST	ST	ST	6-6-0-0
WATSON, Benjamin	ST	PL	ST	PL	PL	PL	PL	PL	ST	PL	ST	PL	ST	ST	ST	ST	16-8-0-0
WHITE, Corey	ST	PL	ST	ST	ST	ST	ST	ST	ST	ST	PL	PL	PL	IA	PL	PL	15-9-0-1
ZIMMERMAN, Ty	IR	IR	IR	IR	IR	IR	IR	IR	IR	IR	IR	IR	IR	IR	IR	IR	0-0-0-0
ZORDICH, Michael									PS	PS	PS	PS	PS				0-0-0-0

DNP = Did Not Play  
 IA = Inactive  
 IR = Injured Reserve  
 PL = Played  
 PS = Practice Squad  
 NFI = Non Football Injury

PUP = Physically Unable to Perform  
 RE = Roster Exemption  
 ST = Started  
 SUSP = Suspension  
 3QB = 3rd Quarterback


OWNERSHIP

FOOTBALL

ADMINISTRATION

RECORDS

HISTORY



A vertical strip of a collage featuring a stylized black and white fleur-de-lis, a white candle, and a purple mask.

# 2014 TEAMSUPERLATIVES

## SAINTS

CATEGORY	HIGH	LOW
POINTS	44 10/26 vs. GB	10 11/16 vs. CIN, 12/7 vs. CAR
TOTAL FIRST DOWNS	34 10/5 vs. TB	18 12/7 vs. CAR
RUSHING FIRST DOWNS	12 10/5 vs. TB	2 12/21 vs. ATL
PASSING FIRST DOWNS	20 11/24 vs. BAL, 12/21 vs. ATL	11 12/7 vs. CAR
PENALTY FIRST DOWNS	5 10/5 vs. TB, 10/19 at DET	0 3 times, last 12/21 vs. ATL
3RD DOWN CONVERSIONS	69% 9/21 vs. MIN	25% 10/19 at DET
4TH DOWN CONVERSIONS	100% 3 times, last 12/28 at TB (1-1)	0% 3 times, last 11/24 vs. BAL (0-1)
TOTAL NET YARDS	525 11/24 vs. BAL	310 12/7 vs. CAR
TOTAL PLAYS	86 10/5 vs. TB	54 11/30 at PIT
NET RUSHING YARDS	193 10/26 vs. GB	57 12/21 vs. ATL
RUSHING ATTEMPTS	37 10/30 at CAR	13 9/28 at DAL
NET PASSING YARDS	399 11/24 vs. BAL	218 12/7 vs. CAR
PASS ATTEMPTS	57 10/5 vs. TB	27 11/30 at PIT
PASS COMPLETIONS	35 10/5 vs. TB, 11/24 vs. BAL	19 11/30 at PIT
INTERCEPTIONS	3 10/5 vs. TB, 12/28 at TB	0 5 times, last 12/15 at CHI
TIMES SACKED	5 12/21 vs. ATL	0 3 times, last 11/16 vs. CIN
PUNTS	6 11/9 vs. SF	0 10/26 vs. GB
PENALTIES	12 10/19 at DET	2 12/28 at TB
PENALTY YARDS	134 10/19 at DET	15 12/28 at TB
FUMBLES	3 10/30 at CAR, 12/21 vs. ATL	0 11/30 at PIT
FUMBLES LOST	2 9/28 at DAL, 12/21 vs. ATL	0 5 times, last 12/28 at TB
TOUCHDOWNS	5 10/26 vs. GB, 11/30 at PIT	1 11/16 vs. CIN, 12/7 vs. CAR
RUSHING	3 9/7 at ATL, 10/30 at CAR	0 7 times, last 12/7 vs. CAR
PASSING	5 11/30 at PIT	1 6 times, last 12/28 at TB
RETURNS	0	0
TIME OF POSSESSION	38:32 10/5 vs. TB	24:00 12/7 vs. CAR

## OPPONENTS

CATEGORY	HIGH	LOW
POINTS	41 12/7 vs. CAR	9 9/21 vs. MIN
TOTAL FIRST DOWNS	36 11/30 at PIT	13 9/21 vs. MIN
RUSHING FIRST DOWNS	11 12/7 vs. CAR	3 9/21 vs. MIN, 12/21 vs. ATL
PASSING FIRST DOWNS	25 11/30 at PIT	6 10/30 at CAR
PENALTY FIRST DOWNS	5 11/30 at PIT	0 3 times, last 12/21 vs. ATL
3RD DOWN CONVERSIONS	69% 11/16 vs. CIN, 11/24 vs. BAL	14% 10/26 vs. GB
4TH DOWN CONVERSIONS	100% 9/14 at CLE (2-2), 11/9 vs. SF (1-1)	0% 11/30 at PIT (0-1), 12/15 at CHI (0-2)
TOTAL NET YARDS	568 9/7 at ATL	231 10/30 at CAR
TOTAL PLAYS	82 11/30 at PIT	54 9/21 vs. MIN, 10/5 vs. TB
NET RUSHING YARDS	271 12/7 vs. CAR	59 9/21 vs. MIN, 10/19 at DET
RUSHING ATTEMPTS	40 12/7 vs. CAR	19 10/26 vs. GB
NET PASSING YARDS	445 9/7 at ATL	97 12/28 at TB
PASS ATTEMPTS	58 11/30 at PIT	22 11/16 vs. CIN
PASS COMPLETIONS	30 12/21 vs. ATL	10 10/30 at CAR
INTERCEPTIONS	3 12/15 at CHI	0 8 times, last 12/21 vs. ATL
TIMES SACKED	7 12/15 at CHI	0 12/7 vs. CAR, 12/21 vs. AT
PUNTS	7 11/9 vs. SF	0 10/26 vs. GB
PENALTIES	15 10/5 vs. TB	2 11/9 vs. SF
PENALTY YARDS	113 10/5 vs. TB	15 11/9 vs. SF
FUMBLES	2 4 times, last 12/7 vs. CAR	0 5 times, last 12/28 at TB
FUMBLES LOST	1 6 times, last 12/15 at CHI	0 9 times, last 12/28 at TB
TOUCHDOWNS	5 9/28 at DAL, 12/7 vs. CAR	0 9/21 vs. MIN
RUSHING	2 4 times, last 12/7 vs. CAR	0 3 times, last 12/15 at CHI
PASSING	3 4 times, last 12/7 vs. CAR	0 9/21 vs. MIN, 10/30 at CAR
RETURNS	1 4 times, last 12/21 vs. ATL	0 12 times, last 12/28 at TB
TIME OF POSSESSION	36:00 12/7 vs. CAR	24:42 10/30 at CAR


OWNERSHIP

FOOTBALL

ADMINISTRATION

RECORDS

HISTORY



# 2014 INDIVIDUAL SUPERLATIVES

## SAINTS

PASS ATTEMPTS	57	Drew Brees	10/5 vs. TB
PASS COMPLETIONS	35	Drew Brees	(2x) last 11/24 vs. BAL
GROSS PASSING YARDS	420	Drew Brees	11/24 vs. BAL
COMPLETION PERCENTAGE	84.3%	Drew Brees	10/26 vs. GB
TOUCHDOWN PASSES	5	Drew Brees	11/30 at PIT
PASSES HAD INTERCEPTED	3	Drew Brees	(2x) last 12/28 at TB
RUSHING ATTEMPTS	30	Mark Ingram	10/30 at CAR
YARDS RUSHING	172	Mark Ingram	10/26 vs. GB
RUSHING TOUCHDOWNS	2	Mark Ingram	(2x) last 10/30 at CAR
LONGEST RUN FROM SCRIMMAGE	67	Joe Morgan	11/24 vs. BAL
RECEPTIONS	10	Jimmy Graham	11/9 vs. SF
RECEIVING YARDS	162	Kenny Stills	11/30 at PIT
RECEIVING TOUCHDOWNS	2	2 times, last Josh Hill	12/15 at CHI
LONGEST PASS RECEPTION	69	Kenny Stills	11/30 at PIT
TOTAL YARDS FROM SCRIMMAGE	175	Mark Ingram	10/26 vs. GB
FIELD GOALS	3	Shayne Graham	(3x) last 10/26 vs. GB
LONGEST FIELD GOAL ATTEMPT	51	Shayne Graham	12/15 at CHI
LONGEST FIELD GOAL MADE	50	Shayne Graham	9/7 at ATL
PUNTS	6	Thomas Morstead	11/9 vs. SF, 11/30 at PIT
LONGEST PUNT	63	Thomas Morstead	12/21 vs. ATL
LONGEST PUNT RETURN	32	Jalen Saunders	12/7 vs. CAR
LONGEST KICKOFF RETURN	99	Jalen Saunders	12/21 vs. ATL
TACKLES	16	Curtis Lofton	10/19 at DET
INTERCEPTIONS	2	Pierre Warren	12/15 at CHI
LONGEST INTERCEPTION RETURN	45	Kenny Vaccaro	10/19 at DET
LONGEST FUMBLE RETURN	0	5 times, last Pierre Warren	11/24 vs. BAL

## OPPONENTS

PASS ATTEMPTS	58	Ben Roethlisberger	11/30 at PIT
PASS COMPLETIONS	32	Ben Roethlisberger	11/30 at PIT
GROSS PASSING YARDS	448	Matt Ryan	9/7 at ATL
COMPLETION PERCENTAGE	75.8%	Tony Romo	9/28 at DAL
TOUCHDOWN PASSES	5	Tony Romo	9/28 at DAL
PASSES HAD INTERCEPTED	3	Jay Cutler	12/15 at CHI
RUSHING ATTEMPTS	27	Jeremy Hill	11/16 vs. CIN
YARDS RUSHING	182	Justin Forsett	11/24 vs. BAL
RUSHING TOUCHDOWNS	2	2 times, last Justin Forsett	11/24 vs. BAL
LONGEST RUN FROM SCRIMMAGE	69	Jonathan Stewart	12/7 vs. CAR
RECEPTIONS	10	2 times, last Greg Olsen	12/7 vs. CAR
RECEIVING YARDS	159	Le'Veon Bell	11/30 at PIT
RECEIVING TOUCHDOWNS	2	2 times, last Antonio Brown	11/30 at PIT
LONGEST PASS RECEPTION	73	Golden Tate	10/19 at DET
TOTAL YARDS FROM SCRIMMAGE	254	Le'Veon Bell	11/30 at PIT
FIELD GOALS	3	3 times, last Matt Bryant	12/21 vs. ATL
LONGEST FIELD GOAL ATTEMPT	55	2 times, last Justin Tucker	11/24 vs. BAL
LONGEST FIELD GOAL MADE	55	2 times, last Justin Tucker	11/24 vs. BAL
PUNTS	7	Andy Lee	11/9 vs. SF
LONGEST PUNT	73	Sam Koch	11/24 vs. BAL
LONGEST PUNT RETURN	14	Bobby Rainey	12/28 at TB
LONGEST KICKOFF RETURN	43	Adam Jones	11/16 vs. CIN
TACKLES	17	Chris Borland	11/9 vs. SF
INTERCEPTIONS	1	17 times, last Keith Tandy	12/28 at TB
LONGEST INTERCEPTION RETURN	62	Tashaun Gipson	9/14 at CLE
LONGEST FUMBLE RETURN	86	Osi Umenyiora	12/21 vs. ATL

# 2014 INDIVIDUAL STATISTICS

## PASSING

#9 QB Drew Brees																	
PASSING											RUSHING						
Date	Opp.	GP	ST	ATT	CMP	YDS	TD	INT	LG	RATING	ATT	YDS	AVG	LG	TD		
9/7	@ATL	X	X	42	29	333	1	1	57	90.7	1	2	2.0	2	0		
9/14	@CLE	X	X	40	27	237	2	1	23	89.3	1	3	3.0	3	0		
9/21	MIN	X	X	35	27	293	2	0	34	120.3	3	-2	-0.7	0	0		
9/28	@DAL	X	X	44	32	340	2	1	46	100.6	1	6	6.0	6	0		
10/5	TB	X	X	57	35	371	2	3	37	70.1	1	-1	-1.0	-1	0		
10/19	@DET	X	X	45	28	342	2	1	46	91.2	1	13	13.0	13	0		
10/26	GB	X	X	32	27	311	3	0	50t	138.4	1	6	6.0	6	0		
10/30	@CAR	X	X	34	24	297	1	1	27	94.9	4	2	0.5	3	1		
11/9	SF	X	X	47	28	292	3	2	40	81.2	2	7	3.5	5	0		
11/16	CIN	X	X	41	33	255	1	0	17	100.7	1	3	3.0	3	0		
11/24	BAL	X	X	45	35	420	3	1	62	118.5	3	15	5.0	9	0		
11/30	@PIT	X	X	27	19	257	5	0	69t	140.0	0	0	0.0	0	0		
12/7	CAR	X	X	49	29	235	1	1	28	69.7	1	6	6.0	6	0		
12/15	@CHI	X	X	36	29	375	3	0	39	137.8	3	2	0.7	3	0		
12/21	ATL	X	X	47	30	313	1	2	27	72.4	2	8	4.0	9	0		
12/28	@TB	X	X	38	24	281	1	3	44	61.4	2	-2	-1.0	-1	0		
2014 Season		16	16	659	456	4,952	33	17	69t	97.0	27	68	2.5	13	1		

## RUSHING

		#27 RB Edwin Baker							#39 RB Travaris Cadet							
Date	Opp.	GP	ST	ATT	YDS	AVG	LG	TD	GP	ST	ATT	YDS	AVG	LG	TD	
9/7	@ATL								X	X	0	0	0.0	0	0	
9/14	@CLE								X		0	0	0.0	0	0	
9/21	MIN								X		2	9	4.5	6	0	
9/28	@DAL								X		1	1	1.0	1	0	
10/5	TB								X		0	0	0.0	0	0	
10/19	@DET								X		0	0	0.0	0	0	
10/26	GB	X		0	0	0.0	0	0	X		1	7	7.0	7	0	
10/30	@CAR	X		1	2	2.0	2	0	X		2	1	0.5	3	0	
11/9	SF	X		0	0	0.0	0	0	X		2	9	4.5	8	0	
11/16	CIN	Inactive (concussion)								X		1	0	0.0	0	0
11/24	BAL	Waived, 11/18								X		0	0	0.0	0	0
11/30	@PIT									X		0	0	0.0	0	0
12/7	CAR									X		1	5	5.0	5	0
12/15	@CHI									X		0	0	0.0	0	0
12/21	ATL									Inactive						
12/28	@TB									X		0	0	0.0	0	0
2014 Season		3	0	1	2	2.0	2	0	15	1	10	32	3.2	8	0	

		#10 WR Brandin Cooks							#22 RB Mark Ingram							
Date	Opp.	GP	ST	ATT	YDS	AVG	LG	TD	GP	ST	ATT	YDS	AVG	LG	TD	
9/7	@ATL	X		1	18	18.0	18	0	X		13	60	4.6	19	2	
9/14	@CLE	X	X	2	31	15.5	28	0	X		11	83	7.5	26	1	
9/21	MIN	X	X	0	0	0.0	0	0	Inactive (hand)							
9/28	@DAL	X	X	0	0	0.0	0	0	Inactive (hand)							
10/5	TB	X	X	2	15	7.5	12	0	Inactive (hand)							
10/19	@DET	X	X	0	0	0.0	0	0	X		10	16	1.6	14	0	
10/26	GB	X		1	4	4.0	4t	1	X	X	24	172	7.2	28	1	
10/30	@CAR	X	X	0	0	0.0	0	0	X	X	30	100	3.3	19	2	
11/9	SF	X		0	0	0.0	0	0	X	X	27	120	4.4	11	0	
11/16	CIN	X		1	5	5.0	5	0	X	X	23	67	2.9	13	0	
11/24	BAL	Injured Reserve								X	X	11	27	2.5	9	0
11/30	@PIT	Injured Reserve								X		23	122	5.3	31	0
12/7	CAR	Injured Reserve								X	X	10	43	4.3	16	0
12/15	@CHI	Injured Reserve								X	X	17	59	3.5	15t	1
12/21	ATL	Injured Reserve								X	X	13	38	2.9	8	1
12/28	@TB	Injured Reserve								X	X	14	57	4.1	18	1
2014 Season		10	6	7	73	10.4	28	1	13	9	226	964	4.3	31	9	

OWNERSHIP

FOOTBALL

ADMINISTRATION

RECORDS

HISTORY

# 2014 INDIVIDUAL STATISTICS

## RUSHING

OWNERSHIP

FOOTBALL

ADMINISTRATION

RECORDS

HISTORY

		#35 FB Austin Johnson						
Date	Opp.	GP	ST	ATT	YDS	AVG	LG	TD
9/7	@ATL	X		0	0	0.0	0	0
9/14	@CLE	X		2	10	5.0	8	0
9/21	MIN	X		1	2	2.0	2	0
9/28	@DAL	X		1	2	2.0	2	0
10/5	TB	X	X	1	2	2.0	2	0
10/19	@DET	X		1	5	5.0	5	0
10/26	GB	X		2	1	0.5	2	0
10/30	@CAR			Inactive (knee)				
11/9	SF			Injured Reserve				
11/16	CIN			Injured Reserve				
11/24	BAL			Injured Reserve				
11/30	@PIT			Injured Reserve				
12/7	CAR			Injured Reserve				
12/15	@CHI			Injured Reserve				
12/21	ATL			Injured Reserve				
12/28	@TB			Injured Reserve				
2014 Season		7	1	8	22	2.8	8	0

		#41 FB Erik Lorig						
Date	Opp.	GP	ST	ATT	YDS	AVG	LG	TD
				Inactive (ankle)				
				Inactive (ankle)				
				Inactive (ankle)				
				Inactive (ankle)				
				Inactive (ankle)				
				Inactive (ankle)				
		X	X	2	3	1.5	4	0
		X	X	0	0	0.0	0	0
		X		0	0	0.0	0	0
		X	X	0	0	0.0	0	0
		X		0	0	0.0	0	0
		X		0	0	0.0	0	0
		X	X	1	1	1.0	1	0
		X	X	0	0	0.0	0	0
		X	X	0	0	0.0	0	0
2014 Season		10	6	3	4	1.3	4	0

		#13 WR Joseph Morgan						
Date	Opp.	GP	ST	ATT	YDS	AVG	LG	TD
9/7	@ATL	X	X	0	0	0.0	0	0
9/14	@CLE			Inactive				
9/21	MIN			DNP				
9/28	@DAL			Inactive				
10/5	TB			Inactive				
10/19	@DET			Inactive				
10/26	GB			Inactive				
10/30	@CAR			Reserve/Suspended				
11/9	SF			Reserve/Suspended				
11/16	CIN	X		0	0	0.0	0	0
11/24	BAL	X		1	67	67.0	67	0
11/30	@PIT	X	X	0	0	0.0	0	0
12/7	CAR	X		0	0	0.0	0	0
12/15	@CHI			Waived, 12/9				
12/21	ATL							
12/28	@TB							
2014 Season		5	2	1	67	67.0	67	0

		#29 RB Khiry Robinson						
Date	Opp.	GP	ST	ATT	YDS	AVG	LG	TD
		X		6	28	4.7	21	1
		X		8	31	3.9	9	0
		X	X	18	69	3.8	13	0
		X	X	8	87	10.9	62	0
		X	X	21	89	4.2	18	1
		X		3	26	8.7	17	0
				Inactive (forearm)				
				Inactive (forearm)				
				Inactive (forearm)				
				Inactive (forearm)				
				Inactive (forearm)				
		X		0	0	0.0	0	0
		X		3	10	3.3	5	0
		X		2	7	3.5	4	0
		X		7	15	2.1	8	1
2014 Season		10	3	76	362	4.8	62	3

		#84 WR Kenny Stills						
Date	Opp.	GP	ST	ATT	YDS	AVG	LG	TD
9/7	@ATL			Inactive (quad)				
9/14	@CLE	X	X	0	0	0.0	0	0
9/21	MIN	X	X	0	0	0.0	0	0
9/28	@DAL	X	X	0	0	0.0	0	0
10/5	TB	X		0	0	0.0	0	0
10/19	@DET	X		0	0	0.0	0	0
10/26	GB	X	X	0	0	0.0	0	0
10/30	@CAR	X		0	0	0.0	0	0
11/9	SF	X	X	0	0	0.0	0	0
11/16	CIN	X	X	0	0	0.0	0	0
11/24	BAL	X	X	1	-2	-2.0	-2	0
11/30	@PIT	X		0	0	0.0	0	0
12/7	CAR	X		0	0	0.0	0	0
12/15	@CHI	X	X	0	0	0.0	0	0
12/21	ATL	X		0	0	0.0	0	0
12/28	@TB	X		0	0	0.0	0	0
2014 Season		15	8	1	-2	-2.0	-2	0

		#23 RB Pierre Thomas						
Date	Opp.	GP	ST	ATT	YDS	AVG	LG	TD
		X		7	31	4.4	13	0
		X	X	3	16	5.3	7	0
		X		8	30	3.8	11	1
		X		2	8	4.0	8	0
		X		4	35	8.8	27t	1
		X	X	6	13	2.2	12	0
				Inactive (rib/shoulder)				
				Inactive (rib/shoulder)				
				Inactive (rib/shoulder)				
				Inactive (rib/shoulder)				
		X		5	19	3.8	5	0
		X	X	3	21	7.0	13	0
		X		5	38	7.6	16	0
		X		2	11	5.5	9	0
		X		0	0	0.0	0	0
				Injured Reserve				
2014 Season		11	3	45	222	4.9	27t	2

# 2014 INDIVIDUAL STATISTICS

## RUSHING

Date	Opp.	#88 WR Nick Toon						
		GP	ST	ATT	YDS	AVG	LG	TD
9/7	@ATL				Inactive			
9/14	@CLE				Inactive			
9/21	MIN				Inactive			
9/28	@DAL	X		0	0	0.0	0	0
10/5	TB				Inactive			
10/19	@DET				Inactive			
10/26	GB				Inactive			
10/30	@CAR				Inactive			
11/9	SF	X		0	0	0.0	0	0
11/16	CIN				Inactive			
11/24	BAL	X		0	0	0.0	0	0
11/30	@PIT	X	X	0	0	0.0	0	0
12/7	CAR	X		0	0	0.0	0	0
12/15	@CHI	X		0	0	0.0	0	0
12/21	ATL	X		1	4	4.0	4	0
12/28	@TB	X	X	0	0	0.0	0	0
2014 Season		8	2	1	4	4.0	4	0

## RECEIVING

Date	Opp.	#9 QB Drew Brees							#39 RB Travaris Cadet							#12 WR Marques Colston						
		GP	ST	REC	YDS	AVG	LG	TD	GP	ST	REC	YDS	AVG	LG	TD	GP	ST	REC	YDS	AVG	LG	TD
9/7	@ATL	X	X	0	0	0.0	0	0	X	X	1	5	5.0	5	0	X	X	5	110	22.0	57	0
9/14	@CLE	X	X	0	0	0.0	0	0	X		0	0	0.0	0	0	X	X	0	0	0.0	0	0
9/21	MIN	X	X	0	0	0.0	0	0	X		0	0	0.0	0	0	X	X	2	25	12.5	18t	1
9/28	@DAL	X	X	0	0	0.0	0	0	X		6	59	9.8	31	0	X	X	5	50	10.0	22	0
10/5	TB	X	X	0	0	0.0	0	0	X		3	19	6.3	8	1	X		3	63	21.0	36	0
10/19	@DET	X	X	0	0	0.0	0	0	X		6	51	8.5	25	0	X	X	6	111	18.5	23	0
10/26	GB	X	X	0	0	0.0	0	0	X		4	40	10.0	16	0	X	X	4	49	12.3	20	0
10/30	@CAR	X	X	0	0	0.0	0	0	X		3	29	9.7	20	0	X	X	3	36	12.0	22	0
11/9	SF	X	X	0	0	0.0	0	0	X		3	18	6.0	13	0	X	X	2	36	18.0	24	0
11/16	CIN	X	X	0	0	0.0	0	0	X		4	31	7.8	12	0	X	X	4	56	14.0	17	0
11/24	@BAL	X	X	0	0	0.0	0	0	X		2	11	5.5	6	0	X	X	4	82	20.5	28	1
11/30	@PIT	X	X	0	0	0.0	0	0	X		2	11	5.5	6	0	X	X	3	16	5.3	8	1
12/7	CAR	X	X	0	0	0.0	0	0	X		2	13	6.5	9	0	X	X	5	72	14.4	28	0
12/15	@CHI	X	X	0	0	0.0	0	0	X		0	0	0.0	0	0	X	X	5	65	13.0	23	1
12/21	ATL	X	X	0	0	0.0	0	0			Inactive					X		6	80	13.3	27	0
12/28	@TB	X	X	1	1	1.0	1	0	X		2	9	4.5	5	0	X		2	51	25.5	36t	1
2014 Season		16	16	1	1	1.0	1	0	15	1	38	296	7.8	31	1	16	13	59	902	15.3	57	5

Date	Opp.	#10 WR Brandin Cooks							#80 TE Jimmy Graham							#89 TE Josh Hill						
		GP	ST	REC	YDS	AVG	LG	TD	GP	ST	REC	YDS	AVG	LG	TD	GP	ST	REC	YDS	AVG	LG	TD
9/7	@ATL	X		7	77	11.0	32	1	X	X	8	82	10.3	17	0	X		0	0	0.0	0	0
9/14	@CLE	X	X	3	17	5.7	13	0	X	X	10	118	11.8	23	2	X		1	-1	-1.0	0	0
9/21	MIN	X	X	8	74	9.3	19	0	X		6	54	9.0	15	0	X		2	48	24.0	34t	1
9/28	@DAL	X	X	5	31	6.2	12	0	X	X	8	86	10.8	17	1	X		1	12	12.0	12t	1
10/5	TB	X	X	9	56	6.2	16	0	X	X	2	36	18.0	23	0	X		3	53	17.7	37	0
10/19	@DET	X	X	2	23	11.5	14	0	X		0	0	0.0	0	0	X	X	1	8	8.0	8	0
10/26	GB	X		6	94	15.7	50t	1	X	X	5	59	11.8	22t	1	X		1	2	2.0	2t	1
10/30	@CAR	X	X	3	38	12.7	18	0	X	X	7	83	11.9	27	1	X		0	0	0.0	0	0
11/9	SF	X		5	90	18.0	40	1	X	X	10	76	7.6	15	2	X		0	0	0.0	0	0
11/16	CIN	X		5	50	10.0	14	0	X	X	3	29	9.7	13	0	X		0	0	0.0	0	0
11/24	@BAL			Injured Reserve					X	X	6	47	7.8	11	2	X		2	22	11.0	17	0
11/30	@PIT			Injured Reserve					X	X	0	0	0.0	0	0	X		1	17	17.0	17	0
12/7	CAR			Injured Reserve					X	X	3	25	8.3	10	0	X	X	0	0	0.0	0	0
12/15	@CHI			Injured Reserve					X		5	87	17.4	29	0	X		2	15	7.5	8t	2
12/21	ATL			Injured Reserve					X	X	6	53	8.8	15	1	X	X	0	0	0.0	0	0
12/28	@TB			Injured Reserve					X	X	6	54	9.0	14	0	X		0	0	0.0	0	0
2014 Season		10	6	53	550	10.4	50t	3	16	13	85	889	10.5	29	10	16	3	14	176	12.6	37	5

OWNERSHIP

FOOTBALL

ADMINISTRATION

RECORDS

HISTORY

# 2014 INDIVIDUAL STATISTICS

## RECEIVING

Date	Opp.	#22 RB Mark Ingram							#35 FB Austin Johnson							#40 RB Brian Leonard						
		GP	ST	REC	YDS	AVG	LG	TD	GP	ST	REC	YDS	AVG	LG	TD	GP	ST	REC	YDS	AVG	LG	TD
9/7	@ATL	X		1	1	1.0	1	0	X		0	0	0.0	0	0							
9/14	@CLE	X		3	21	7.0	13	0	X		0	0	0.0	0	0							
9/21	MIN			Inactive (hand)					X		0	0	0.0	0	0							
9/28	@DAL			Inactive (hand)					X		0	0	0.0	0	0							
10/5	TB			Inactive (hand)					X	X	0	0	0.0	0	0							
10/19	@DET	X		2	13	6.5	10	0	X		1	13	13.0	13	1							
10/26	GB	X	X	1	3	3.0	3	0	X		1	2	2.0	2	0							
10/30	@CAR	X	X	1	10	10.0	10	0			Inactive (knee)											
11/9	SF	X	X	3	19	6.3	8	0			Injured Reserve											
11/16	CIN	X	X	7	30	4.3	11	0								X						
11/24	@BAL	X	X	2	15	7.5	13	0														
11/30	@PIT	X		2	-1	-0.5	0	0														
12/7	CAR	X	X	2	13	6.5	9	0														
12/15	@CHI	X	X	0	0	0.0	0	0														
12/21	ATL	X	X	3	17	5.7	14	0														
12/28	@TB	X	X	2	4	2.0	6	0														
2014 Season		13	9	29	145	5.0	14	0	7	1	2	15	7.5	13	1	1	0	1	15	15.0	15	0

Date	Opp.	#41 FB Erik Lorig							#17 WR Robert Meachem							#13 WR Joseph Morgan						
		GP	ST	REC	YDS	AVG	LG	TD	GP	ST	REC	YDS	AVG	LG	TD	GP	ST	REC	YDS	AVG	LG	TD
9/7	@ATL			Inactive (ankle)					X		0	0	0.0	0	0	X	X	0	0	0.0	0	0
9/14	@CLE			Inactive (ankle)					X		3	37	12.3	15	0							
9/21	MIN			Inactive (ankle)					X		1	23	23.0	23	0							
9/28	@DAL			Inactive (ankle)					X		0	0	0.0	0	0							
10/5	TB			Inactive (ankle)					X	X	0	0	0.0	0	0							
10/19	@DET			Inactive (ankle)					X	X	0	0	0.0	0	0							
10/26	GB	X	X	1	5	5.0	5	0	X		0	0	0.0	0	0							
10/30	@CAR	X	X	0	0	0.0	0	0	X		1	25	25.0	25	0							
11/9	SF	X		1	11	11.0	11	0			Inactive (ankle)											
11/16	CIN	X	X	4	5	1.3	3	0			Inactive (ankle)					X						
11/24	@BAL	X		0	0	0.0	0	0			Inactive (ankle)					X		1	62	62.0	62	0
11/30	@PIT	X		1	4	4.0	4	1			Inactive (ankle)					X	X	0	0	0.0	0	0
12/7	CAR	X		2	-1	-0.5	0	0			Inactive (ankle)					X		2	23	11.5	14	0
12/15	@CHI	X	X	0	0	0.0	0	0	X		0	0	0.0	0	0							
12/21	ATL	X	X	0	0	0.0	0	0	X		1	13	13.0	13	0							
12/28	@TB	X	X	0	0	0.0	0	0	X		1	16	16.0	16	0							
2014 Season		10	6	9	24	2.7	11	1	11	2	7	114	16.3	25	0	5	2	4	92	23.0	62	0

Date	Opp.	#29 RB Khiry Robinson							#18 WR Jalen Saunders							#84 WR Kenny Stills						
		GP	ST	REC	YDS	AVG	LG	TD	GP	ST	REC	YDS	AVG	LG	TD	GP	ST	REC	YDS	AVG	LG	TD
9/7	@ATL	X		0	0	0.0	0	0														
9/14	@CLE	X		0	0	0.0	0	0								X	X	3	25	8.3	14	0
9/21	MIN	X	X	0	0	0.0	0	0								X	X	4	38	9.5	15	0
9/28	@DAL	X	X	2	18	9.0	12	0								X		2	62	31.0	46	0
10/5	TB	X	X	1	8	8.0	8	0								X		1	16	16.0	16	0
10/19	@DET	X		0	0	0.0	0	0								X		5	103	20.6	46	1
10/26	GB			Inactive (forearm)												X	X	4	57	14.3	45	0
10/30	@CAR			Inactive (forearm)												X		5	72	14.4	18	0
11/9	SF			Inactive (forearm)												X	X	3	26	8.7	16	0
11/16	CIN			Inactive (forearm)							Signed, 11/19					X	X	4	32	8.0	16	1
11/24	@BAL			Inactive (forearm)					X		0	0	0.0	0	0	X	X	8	98	12.3	33	0
11/30	@PIT			Inactive (forearm)					X		0	0	0.0	0	0	X		5	162	32.4	69	1
12/7	CAR	X		0	0	0.0	0	0	X		0	0	0.0	0	0	X		3	23	7.7	14	0
12/15	@CHI	X		2	10	5.0	8	0	X		0	0	0.0	0	0	X	X	5	67	13.4	21	0
12/21	ATL	X		1	5	5.0	5	0	X		1	7	7.0	7	0	X		6	68	11.3	22	0
12/28	@TB	X		2	22	11.0	17	0	X		0	0	0.0	0	0	X		5	82	16.4	44	0
2014 Season		10	3	8	63	7.9	12	0	6	0	1	7.0	7	7	0	15	7	63	931	14.8	69	3

# 2014 INDIVIDUAL STATISTICS

## RECEIVING

		#23 RB Pierre Thomas								#88 WR Nick Toon								#82 TE Benjamin Watson							
Date	Opp.	GP	ST	REC	YDS	AVG	LG	TD	GP	ST	REC	YDS	AVG	LG	TD	GP	ST	REC	YDS	AVG	LG	TD			
9/7	@ATL	X			6	58	9.7	19	0								X	X	1	0	0.0	0	0		
9/14	@CLE	X	X	3	16	5.3	11	0									X		1	4	4.0	4	0		
9/21	MIN	X		3	21	7.0	13	0									X	X	1	10	10.0	10	0		
9/28	@DAL	X		2	15	7.5	9	0	X	0	0	0.0	0	0	X		X	1	7	7.0	7	0			
10/5	TB	X		8	77	9.6	19	1									X		5	43	8.6	13	0		
10/19	@DET	X	X	4	17	4.3	10	0									X		1	3	3.0	3	0		
10/26	GB	Inactive (rib/shoulder)															X		0	0	0.0	0	0		
10/30	@CAR	Inactive (rib/shoulder)															X		1	4	4.0	4	0		
11/9	SF	Inactive (rib/shoulder)							X	0	0	0.0	0	0		X	X	1	13	13.0	13	0			
11/16	CIN	Inactive (rib/shoulder)															X		0	0	0.0	0	0		
11/24	@BAL	X		6	37	6.2	16	0	X	3	42	14.0	21	0		X	X	1	4	4.0	4	0			
11/30	@PIT	X	X	2	16	8.0	13	0	X	X	2	17	8.5	11t	1	X		1	15	15.0	15t	1	0		
12/7	CAR	X		4	14	3.5	5	0	X	4	45	11.3	14	0		X	X	2	8	4.0	7t	1	0		
12/15	@CHI	X		5	83	16.6	39	0	X	4	43	10.8	17	0		X	X	1	5	5.0	5	0	0		
12/21	ATL	X		2	24	12.0	16	0	X	3	44	14.7	21	0		X	X	1	2	2.0	2	0	0		
12/28	@TB	Injured Reserve, 12/27							X	X	1	24	24.0	24	0	X	X	2	18	9.0	12	0	0		
2014 Season		11	3	45	378	8.4	39	1	8	1	17	215	12.6	35	1	16	8	20	136	6.8	15t	2	0		

## KICKOFF RETURNS

Date	Opp.	#39 RB Travaris Cadet							#12 WR Brandin Cooks							#68 C/G Tim Lelito						
		NO	YDS	AVG	LG	TD			NO	YDS	AVG	LG	TD			NO	YDS	AVG	LG	TD		
9/7	@ATL	1	34	34.0	34	0	0	0	0	0	--	--	0	0	0	0	0	--	--	0	0	0
9/14	@CLE	2	35	17.5	19	0	0	0	0	0	--	--	0	0	0	0	0	--	--	0	0	0
9/21	MIN	0	0	--	--	0	0	0	0	0	--	--	0	0	0	0	0	--	--	0	0	0
9/28	@DAL	0	0	--	--	0	0	0	0	0	--	--	0	0	0	0	0	--	--	0	0	0
10/5	TB	3	76	25.3	29	0	1	12	12.0	12	0	0	0	0	0	0	0	--	--	0	0	0
10/19	@DET	0	0	--	--	0	0	0	0	--	--	--	0	0	0	0	0	--	--	0	0	0
10/26	GB	0	0	--	--	0	0	0	0	--	--	--	0	0	0	0	0	--	--	0	0	0
10/30	@CAR	0	0	--	--	0	0	0	0	--	--	--	0	0	0	0	0	--	--	0	0	0
11/9	SF	4	96	24.0	29	0	0	0	0	--	--	--	0	0	0	0	0	--	--	0	0	0
11/16	CIN	0	0	--	--	0	0	0	0	--	--	--	0	0	0	0	0	--	--	0	0	0
11/24	@BAL	1	20	20.0	20	0			Injured Reserve							0	0	--	--	0	0	0
11/30	@PIT	3	75	25.0	30	0			Injured Reserve							0	0	--	--	0	0	0
12/7	CAR	1	28	28.0	28	0			Injured Reserve							0	0	--	--	0	0	0
12/15	@CHI	0	0	--	--	0			Injured Reserve							0	0	--	--	0	0	0
12/21	ATL	Inactive							Injured Reserve							1	0	0.0	0	0	0	0
12/28	@TB	0	0	--	--	0			Injured Reserve							0	0	--	--	0	0	0
2014 Season		15	364	24.3	34	0	1	12	12.0	12	0	1	0	0.0	0	0	0	0.0	0	0	0	0

Date	Opp.	#29 RB Khiry Robinson							#18 WR Jalen Saunders						
		NO	YDS	AVG	LG	TD			NO	YDS	AVG	LG	TD		
9/7	@ATL	0	0	--	--	0									
9/14	@CLE	1	28	28.0	28	0									
9/21	MIN	0	0	--	--	0									
9/28	@DAL	0	0	--	--	0									
10/5	TB	0	0	--	--	0									
10/19	@DET	0	0	--	--	0									
10/26	GB	Inactive (forearm)													
10/30	@CAR	Inactive (forearm)													
11/9	SF	Inactive (forearm)													
11/16	CIN	Inactive (forearm)													
11/24	@BAL	Inactive (forearm)							0	0	--	--	0		
11/30	@PIT	Inactive (forearm)							0	0	--	--	0		
12/7	CAR	0	0	--	--	0	0	0	0	--	--	--	0		
12/15	@CHI	0	0	--	--	0	0	0	0	--	--	--	0		
12/21	ATL	0	0	--	--	0	2	120	60.0	99	0	0			
12/28	@TB	0	0	--	--	0	1	19	19.0	19	0	0			
2014 Season		1	28	28.0	28	0	3	139	46.3	99	0	0			

OWNERSHIP

FOOTBALL

ADMINISTRATION

RECORDS

HISTORY

# 2014 INDIVIDUAL STATISTICS

## PUNT RETURNS

Date	Opp.	#10 WR Brandin Cooks					#18 WR Jalen Saunders				
		NO	YDS	AVG	LG	TD	NO	YDS	AVG	LG	TD
9/7	@ATL	0	0	--	--	0					
9/14	@CLE	1	-2	-2.0	-2	0					
9/21	MIN	1	-3	-3.0	-3	0					
9/28	@DAL	2	15	7.5	10	0					
10/5	TB	1	0	0.0	0	0					
10/19	@DET	1	15	15.0	15	0					
10/26	GB	0	0	--	--	0					
10/30	@CAR	2	2	1.0	2	0					
11/9	SF	1	4	4.0	4	0					
11/16	CIN	1	4	4.0	4	0					
11/24	@BAL		Injured Reserve				1	7	7.0	7	0
11/30	@PIT		Injured Reserve				0	0	--	--	0
12/7	CAR		Injured Reserve				3	68	22.7	32	0
12/15	@CHI		Injured Reserve				3	21	7.0	11	0
12/21	ATL		Injured Reserve				1	0	0.0	0	0
12/28	@TB		Injured Reserve				1	3	3.0	3	0
2014 Season		10	35	3.5	15	0	9	99	11.0	32	0

Signed, 11/19

## DEFENSE

Date	Opp.	#36 S Marcus Ball										#77 NT Brodrick Bunkley									
		GP	ST	SOLO	AST	TOT	SACK/YDS	INT/YDS	PD	FF	FR	GP	ST	SOLO	AST	TOT	SACK/YDS	INT/YDS	PD	FF	FR
9/7	@ATL											X	X	1	1	2	0	0	0	0	0
9/14	@CLE						Inactive (hamstring)					X	X	2	2	4	0	0	0	0	0
9/21	MIN						Inactive (hamstring)					X	X	1	1	2	0	0	0	0	0
9/28	@DAL						Inactive (hamstring)					X	X	2	2	4	0	0	0	0	0
10/5	TB	X	X	0	0	0	0	0	0	0	0	X	X	1	1	2	0	0	0	0	0
10/19	@DET	X	X	1	5	6	0	0	0	0	0	X	X	0	2	2	0	0	0	0	0
10/26	GB	X	X	2	0	2	0	0	0	0	0	X	X	0	0	0	0	0	0	0	0
10/30	@CAR	X	X	0	1	1	0	0	0	0	0	X	X	1	0	1	0	0	0	0	0
11/9	SF	X	X	0	0	0	0	0	0	0	0	X	X	2	0	2	0	0	0	0	0
11/16	CIN	X	X	0	0	0	0	0	0	0	0	X	X	2	1	3	0	0	0	0	0
11/24	BAL	X	X	1	0	1	0	0	0	0	0	X	X	1	0	1	0	0	0	0	0
11/30	@PIT	X	X	0	0	0	0	0	0	0	0					Injured Reserve					
12/7	CAR	X	X	0	0	0	0	0	0	0	0					Injured Reserve					
12/15	@CHI	X	X	2	0	2	0	0	0	0	0					Injured Reserve					
12/21	ATL	X	X	0	0	0	0	0	0	0	0					Injured Reserve					
12/28	@TB	X	X	0	0	0	0	0	0	0	0					Injured Reserve					
2014 Season		12	2	6	6	12	0	0	0	0	0	11	11	13	10	23	0	0	0	0	0

Date	Opp.	#25 S Rafael Bush										#31 S Jairus Byrd									
		GP	ST	SOLO	AST	TOT	SACK/YDS	INT/YDS	PD	FF	FR	GP	ST	SOLO	AST	TOT	SACK/YDS	INT/YDS	PD	FF	FR
9/7	@ATL	X		4	1	5	0	0	0	0	0	X	X	5	1	6	0	0	0	0	1
9/14	@CLE	X		1	0	1	0	0	0	0	0	X	X	5	2	7	0	0	0	1	0
9/21	MIN	X		4	0	4	0	0	0	0	0	X	X	5	2	7	0	0	0	0	0
9/28	@DAL	X	X	4	3	7	0	0	0	0	0	X	X	6	3	9	0	0	0	1	0
10/5	TB	X	X	9	4	13	0	0	0	1	0					Inactive (knee)					
10/19	@DET	X	X	5	7	12	0	0	0	1	0					Injured Reserve					
10/26	GB	X	X	6	4	10	0	0	0	0	0					Injured Reserve					
10/30	@CAR	X	X	5	2	7	0	0	0	1	0					Injured Reserve					
11/9	SF	X	X	5	4	9	0	0	0	0	0					Injured Reserve					
11/16	CIN	X	X	2	3	5	0	0	0	0	0					Injured Reserve					
11/24	BAL						Injured Reserve									Injured Reserve					
11/30	@PIT						Injured Reserve									Injured Reserve					
12/7	CAR						Injured Reserve									Injured Reserve					
12/15	@CHI						Injured Reserve									Injured Reserve					
12/21	ATL						Injured Reserve									Injured Reserve					
12/28	@TB						Injured Reserve									Injured Reserve					
2014 Season		10	7	45	28	73	0	0	0	3	0	4	4	21	8	29	0	0	0	2	1

# 2014 INDIVIDUAL STATISTICS

## DEFENSE

		#95 DE Brandon Deaderick									
Date	Opp.	GP	ST	SOLO	AST	TOT	SACK/YDS	INT/YDS	PD	FF	FR
9/7	@ATL	X		1	0	1	0 0	0 0	0	0	0
9/14	@CLE	X		0	1	1	0 0	0 0	0	0	0
9/21	MIN	X		0	0	0	0 0	0 0	0	0	0
9/28	@DAL	X		0	0	0	0 0	0 0	0	0	0
10/5	TB						Inactive				
10/19	@DET						Inactive				
10/26	GB	X		1	0	1	0 0	0 0	0	0	0
10/30	@CAR	X		0	1	1	0 0	0 0	0	0	0
11/9	SF	X		2	0	2	0 0	0 0	0	0	0
11/16	CIN	X		1	0	1	0 0	0 0	0	0	0
11/24	BAL						Inactive				
11/30	@PIT	X		1	1	2	0 0	0 0	0	0	0
12/7	CAR	X	X	2	1	3	0 0	0 0	0	0	0
12/15	@CHI	X		0	1	1	0 0	0 0	0	0	0
12/21	ATL	X		0	1	1	0 0	0 0	0	0	0
12/28	@TB	X	X	1	1	2	0 0	0 0	0	0	0
2014 Season		13	2	9	7	16	0 0	0 0	0	0	0

		#20 CB Brian Dixon									
Date	Opp.	GP	ST	SOLO	AST	TOT	SACK/YDS	INT/YDS	PD	FF	FR
9/7	@ATL	X		0	0	0	0 0	0 0	0	0	0
9/14	@CLE	X		0	0	0	0 0	0 0	0	0	0
9/21	MIN	X		0	0	0	0 0	0 0	0	0	0
9/28	@DAL	X		1	0	1	0 0	0 0	0	0	0
10/5	TB	X		1	0	1	0 0	0 0	0	0	1
10/19	@DET	X		1	0	1	0 0	0 0	0	0	0
10/26	GB	X		0	0	0	0 0	0 0	0	0	0
10/30	@CAR	X		0	0	0	0 0	0 0	0	0	0
11/9	SF	X		0	0	0	0 0	0 0	0	1	0
11/16	CIN	X		0	0	0	0 0	0 0	0	0	0
11/24	BAL	X		0	0	0	0 0	0 0	0	0	0
11/30	@PIT	X		0	0	0	0 0	0 0	0	0	0
12/7	CAR	X		2	0	2	0 0	0 0	0	0	0
12/15	@CHI	X		0	0	0	0 0	0 0	0	0	0
12/21	ATL	X		3	0	3	0 0	0 0	0	0	0
12/28	@TB	X		0	0	0	0 0	0 0	0	0	0
2014 Season		16	0	8	0	8	0 0	0 0	0	1	1

		#91 OLB Kasim Edebali									
Date	Opp.	GP	ST	SOLO	AST	TOT	SACK/YDS	INT/YDS	PD	FF	FR
9/7	@ATL	X		0	0	0	0 0	0 0	0	0	0
9/14	@CLE	X		0	0	0	0 0	0 0	0	0	0
9/21	MIN	X		0	0	0	0 0	0 0	0	0	0
9/28	@DAL	X		1	0	1	0 0	0 0	0	0	0
10/5	TB	X		0	0	0	0 0	0 0	0	0	0
10/19	@DET	X		0	0	0	0 0	0 0	0	0	0
10/26	GB	X		3	1	4	2 9	0 0	0	1	0
10/30	@CAR	X		2	1	3	0 0	0 0	0	0	0
11/9	SF	X		0	0	0	0 0	0 0	0	0	0
11/16	CIN	X		1	1	2	0 0	0 0	0	0	0
11/24	BAL	X		2	1	3	0 0	0 0	0	0	0
11/30	@PIT	X		1	0	1	0 0	0 0	0	0	0
12/7	CAR	X		1	2	3	0 0	0 0	0	0	0
12/15	@CHI	X		0	0	0	0 0	0 0	0	0	0
12/21	ATL	X		0	0	0	0 0	0 0	0	0	0
12/28	@TB	X		0	1	1	0 0	0 0	0	0	0
2014 Season		16	0	11	7	18	2 9	0 0	0	1	0

		#97 DE Glenn Foster									
Date	Opp.	GP	ST	SOLO	AST	TOT	SACK/YDS	INT/YDS	PD	FF	FR
9/7	@ATL	X		0	0	0	0 0	0 0	0	0	0
9/14	@CLE	X					Inactive				
9/21	MIN	X		0	0	0	0 0	0 0	0	0	0
9/28	@DAL	X		1	0	1	0 0	0 0	0	0	0
10/5	TB	X		0	0	0	0 0	0 0	0	0	0
10/19	@DET	X		0	0	0	0 0	0 0	0	0	0
10/26	GB						Injured Reserve				
10/30	@CAR						Injured Reserve				
11/9	SF						Injured Reserve				
11/16	CIN						Injured Reserve				
11/24	BAL						Injured Reserve				
11/30	@PIT						Injured Reserve				
12/7	CAR						Injured Reserve				
12/15	@CHI						Injured Reserve				
12/21	ATL						Injured Reserve				
12/28	@TB						Injured Reserve				
2014 Season		5	0	1	0	1	0 0	0 0	0	0	0

		#37 CB Terrence Frederick									
Date	Opp.	GP	ST	SOLO	AST	TOT	SACK/YDS	INT/YDS	PD	FF	FR
9/7	@ATL	X									
9/14	@CLE	X									
9/21	MIN	X									
9/28	@DAL	X									
10/5	TB										
10/19	@DET										
10/26	GB										
10/30	@CAR										
11/9	SF										
11/16	CIN										
11/24	BAL						Inactive				
11/30	@PIT						Inactive				
12/7	CAR						Inactive				
12/15	@CHI	X	X	2	0	2	0 0	0 0	0	0	0
12/21	ATL	X	X	5	2	7	0 0	0 0	0	0	0
12/28	@TB	X	X	7	1	8	0 0	0 0	0	0	0
2014 Season		3	3	14	3	17	0 0	0 0	0	0	0

		#93 OLB Junior Galette									
Date	Opp.	GP	ST	SOLO	AST	TOT	SACK/YDS	INT/YDS	PD	FF	FR
9/7	@ATL	X	X	4	0	4	0 0	0 0	0	0	0
9/14	@CLE	X	X	4	1	5	1 2	0 0	0	0	0
9/21	MIN	X	X	6	3	9	1 8	0 0	0	0	0
9/28	@DAL	X	X	1	0	1	0 0	0 0	0	0	0
10/5	TB	X	X	3	0	3	1 1	0 0	1	0	0
10/19	@DET	X	X	4	1	5	1 8	0 0	0	0	0
10/26	GB	X	X	2	2	4	0 0	0 0	0	0	0
10/30	@CAR	X	X	4	1	5	2 11	0 0	0	1	0
11/9	SF	X	X	2	0	2	0 0	0 0	0	0	0
11/16	CIN	X	X	0	2	2	0 0	0 0	0	1	0
11/24	BAL	X	X	5	1	6	1 9	0 0	0	0	0
11/30	@PIT	X	X	2	1	3	0 0	0 0	0	0	0
12/7	CAR	X	X	0	0	0	0 0	0 0	0	0	0
12/15	@CHI	X	X	3	0	3	2 10	0 0	0	1	0
12/21	ATL	X	X	2	1	3	0 0	0 0	0	0	0
12/28	@TB	X	X	2	1	3	1 6	0 0	0	0	0
2014 Season		16	13	44	14	58	10 55	0 0	0	1	3

		#98 OLB Parys Haralson									
Date	Opp.	GP	ST	SOLO	AST	TOT	SACK/YDS	INT/YDS	PD	FF	FR
9/7	@ATL	X		0	1	1	0 0	0 0	0	0	0
9/14	@CLE	X	X	0	0	1	0 0	0 0	0	0	0
9/21	MIN	X	X	2	0	2	0 0	0 0	0	0	0
9/28	@DAL	X		2	3	5	0 0	0 0	0	0	0
10/5	TB	X	X	1	2	3	0 0	0 0	0	0	0
10/19	@DET	X		1	4	5	1 0	0 0	0	0	0
10/26	GB	X		1	0	1	0 0	0 0	0	0	1
10/30	@CAR	X	X	2	2	4	0 0	0 0	0	0	0
11/9	SF	X	X	3	2	5	1 6	0 0	0	0	0
11/16	CIN	X	X	2	0	2	1 1	0 0	0	0	0
11/24	BAL	X	X	2	3	5	0 0	0 0	0	0	0
11/30	@PIT	X	X	1	0	1	0 0	0 0	0	0	0
12/7	CAR	X	X	1	3	4	0 0	0 0	0	0	0
12/15	@CHI	X	X	0	0	0	0 0	0 0	0	0	0
12/21	ATL	X	X	3	4	7	0 0	0 0	0	0	0
12/28	@TB	X	X	2	2	4	0 0	0 0	0	0	0
2014 Season		16	12	23	27	50	3 7	0 0	0	0	1

#57 ILB David Hawthorne											
GP	ST	SO	LO	AST	TOT	SACK/YDS	INT/YDS	PD	FF	FR	
X	X			6	4	10	0	0	0	3	0
X	X			2	5	7	0	0	0	0	0
Inactive (ankle)											
Inactive (ankle/knee)											
X	X			5	6	11	0	0	0	0	0
X	X			7	4	11	0	0	0	0	0
X	X			5	3	8	0	1	10	2	1
Inactive (hand)											
Inactive (hand)											
X	X			4	3	7	0	0	0	0	0
X	X			4	2	6	0	0	0	0	0
X	X			11	0	11	0	0	0	0	0
X	X			7	4	11	0	0	0	1	0
X	X			4	2	6	3	18	0	0	0
X	X			5	7	12	0	0	0	0	0
X	X			5	7	12	0	0	0	0	0
12	12	65	47	112	3	18	1	10	6	0	0

# 2014 INDIVIDUAL STATISTICS

## DEFENSE

OWNERSHIP

FOOTBALL

ADMINISTRATION

RECORDS

HISTORY

		#76 DE Akiem Hicks											#53 ILB Ramon Humber										
Date	Opp.	GP	ST	SOLO	AST	TOT	SACK/YDS	INT/YDS	PD	FF	FR		GP	ST	SOLO	AST	TOT	SACK/YDS	INT/YDS	PD	FF	FR	
9/7	@ATL	X	X	2	0	2	0 0	0 0	0	0	0		X	X	0	0	0	0 0	0 0	0	0	0	
9/14	@CLE	X	X	5	1	6	0 0	0 0	0	0	0		X		1	0	1	0 0	0 0	0	0	0	
9/21	MIN	X	X	1	1	2	0 0	0 0	1	0	0		X	X	2	3	5	0 0	0 0	1	0	0	
9/28	@DAL	X	X	4	1	5	0 0	0 0	0	0	0		X	X	5	1	6	0 0	0 0	0	0	0	
10/5	TB	X	X	2	3	5	0 0	0 0	0	0	0		X		1	0	1	0 0	0 0	0	0	0	
10/19	@DET	X	X	1	2	3	0 0	0 0	0	0	0		Inactive (ankle)										
10/26	GB	X	X	2	3	5	0 0	0 0	0	0	0		X		0	0	0	0 0	0 0	0	0	0	
10/30	@CAR	X	X	3	2	5	1 9	0 0	0	0	0		X	X	2	1	3	0 0	0 0	0	0	0	
11/9	SF	X	X	1	1	2	0 0	0 0	0	0	0		X	X	11	1	12	1 7	0 0	0	0	0	
11/16	CIN	X	X	4	1	5	0 0	0 0	0	0	0		X		0	0	0	0 0	0 0	0	0	0	
11/24	BAL	X	X	3	2	5	0 0	0 0	0	0	0		X		0	0	0	0 0	0 0	0	0	0	
11/30	@PIT	X	X	2	1	3	0 0	0 0	0	0	0		X		1	0	1	0 0	0 0	0	0	0	
12/7	CAR	X	X	2	1	3	0 0	0 0	0	0	0		X		3	0	3	0 0	0 0	0	0	0	
12/15	@CHI	X	X	2	1	3	1 7	0 0	0	0	0		X	X	6	1	7	0 0	0 0	0	0	0	
12/21	ATL	X	X	2	2	4	0 0	0 0	1	0	0		X		5	0	5	0 0	0 0	0	0	0	
12/28	@TB	Injured Reserve											X	X	5	2	7	0 0	0 0	0	0	0	0
2014 Season		15	14	36	22	58	2 16	0 0	2	0	0		15	6	42	9	51	1 7	0 0	1	0	0	

#33 CB Stanley Jean-Baptiste												#92 NT John Jenkins											
Date	Opp.	GP	ST	SOLO	AST	TOT	SACK/YDS	INT/YDS	PD	FF	FR	GP	ST	SOLO	AST	TOT	SACK/YDS	INT/YDS	PD	FF	FR		
9/7	@ATL						Inactive										Inactive						
9/14	@CLE						Inactive										Inactive						
9/21	MIN						Inactive					X		0	0	0	0	0	0	0	0		
9/28	@DAL	X		0	0	0	0	0	0	0	0						Inactive						
10/5	TB	X		0	0	0	0	0	0	0	0	X		0	2	2	0	0	0	0	0		
10/19	@DET	X		0	0	0	0	0	0	0	0	X		1	2	3	0	0	0	0	0		
10/26	GB						Inactive					X		0	2	2	0	0	0	0	0		
10/30	@CAR						Inactive					X		1	0	1	0	0	0	0	0		
11/9	SF						Inactive					X		1	0	1	0	0	0	0	0		
11/16	CIN	X		0	0	0	0	0	0	0	0	X		3	0	3	0	0	0	0	0		
11/24	BAL						Inactive					X		3	2	5	0	0	0	0	0		
11/30	@PIT						Inactive					X	X	3	2	5	0	0	0	0	0		
12/7	CAR						Inactive					X	X	1	2	3	0	0	0	0	0		
12/15	@CHI						Inactive					X	X	6	3	9	1	6	0	0	0		
12/21	ATL						Inactive					X	X	5	2	7	0	0	0	0	0		
12/28	@TB						Inactive										Injured Reserve						
2014 Season		4	0	0	0	0	0	0	0	0	0	12	4	24	17	41	1	6	0	0	0		

#94 DE Cameron Jordan												#58 ILB Kyle Knox											
Date	Opp.	GP	ST	SOLO	AST	TOT	SACK/YDS	INT/YDS	PD	FF	FR	GP	ST	SOLO	AST	TOT	SACK/YDS	INT/YDS	PD	FF	FR		
9/7	@ATL	X	X	1	0	1	0	0	0	0	0	X	X	0	0	0	0	0	0	0	0		
9/14	@CLE	X	X	1	2	3	0	0	0	0	0	X	X	0	0	0	0	0	0	0	0		
9/21	MIN	X	X	2	1	3	1	7	0	0	0	X	X	1	0	1	0	0	0	0	0		
9/28	@DAL	X	X	1	2	3	0	0	0	0	0	X	X	0	0	0	0	0	0	0	0		
10/5	TB	X	X	3	3	6	0	0	0	0	0	X	X	0	0	0	0	0	0	0	0		
10/19	@DET	X	X	3	1	4	0	0	0	0	0						Inactive (ankle)						
10/26	GB	X	X	3	1	4	2	15	0	0	0						Inactive (ankle)						
10/30	@CAR	X	X	4	1	5	1	9	0	0	0	X	X	0	0	0	0	0	0	0	0		
11/9	SF	X	X	3	2	5	1	9	0	0	0	X	X	0	0	0	0	0	0	0	0		
11/16	CIN	X	X	3	1	4	0	0	0	0	0	X	X	0	0	0	0	0	0	0	0		
11/24	BAL	X	X	4	1	5	0	0	0	0	0						Inactive (hand)						
11/30	@PIT	X	X	2	5	7	1	0	1	6	4						Inactive (hand)						
12/7	CAR	X	X	2	3	5	0	0	0	0	0	X	X	0	0	0	0	0	0	0	0		
12/15	@CHI	X	X	1	1	2	0	0	0	0	0	X	X	0	0	0	0	0	0	0	0		
12/21	ATL	X	X	1	1	2	0	0	0	0	0	X	X	0	0	0	0	0	0	0	0		
12/28	@TB	X	X	4	2	6	1.5	9	0	0	0	X	X	0	0	0	0	0	0	0	0		
2014 Season		16	16	38	27	65	7.5	49	1	6	5	0	1	12	0	1	0	1	0	0	0	0	

		#28 CB Keenan Lewis											#50 ILB Curtis Lofton										
Date	Opp.	GP	ST	SOLO	AST	TOT	SACK/YDS	INT/YDS	PD	FF	FR		GP	ST	SOLO	AST	TOT	SACK/YDS	INT/YDS	PD	FF	FR	
9/7	@ATL	X	X	5	0	5	0	0	1	0	0		X	X	11	2	13	0	0	1	0	0	
9/14	@CLE	X	X	4	0	4	0	0	0	0	0		X	X	7	2	9	0	0	1	0	0	
9/21	MIN	X	X	2	0	2	0	0	0	1	0		X	X	11	3	14	0	0	1	0	0	
9/28	@DAL	X	X	0	1	1	0	0	0	1	0		X	X	10	6	16	0	0	0	0	0	
10/5	TB	X	X	3	2	5	0	0	0	1	0		X	X	4	1	5	0	0	0	1	0	
10/19	@DET	X	X	1	0	1	0	0	1	2	0		X	X	15	3	18	0	0	0	1	0	
10/26	GB	X	X	3	0	3	0	0	0	0	0		X	X	8	7	15	0	0	0	0	0	
10/30	@CAR	X	X	2	2	4	0	0	0	3	0		X	X	5	6	11	0	0	0	0	1	
11/9	SF	X	X	0	0	0	0	0	0	2	0		X	X	6	6	12	0	0	0	2	0	
11/16	CIN	X	X	1	0	1	0	0	0	0	0		X	X	9	2	11	0	0	0	0	0	
11/24	BAL	X	X	2	0	2	0	0	0	0	0		X	X	5	2	7	0	0	0	0	0	
11/30	@PIT	X	X	0	0	0	0	0	0	0	0		X	X	9	3	12	0	0	0	0	0	
12/7	CAR	X	X	2	0	2	0	0	0	0	0		X	X	13	4	17	0	0	0	0	1	
12/15	@CHI	X	X	2	1	3	0	0	0	1	0		X	X	4	3	7	0	0	0	1	0	
12/21	ATL	X	X	1	1	2	0	0	0	0	0		X	X	2	4	6	0	0	0	0	0	
12/28	@TB	X	X	1	1	2	0	0	1	2	1	0		X	X	6	6	12	0	0	0	0	
2014 Season		16	16	29	8	37	0	0	2	2	13	0	0	16	16	125	60	185	0	0	0	8	1

# 2014 INDIVIDUAL STATISTICS

## DEFENSE

		#56 OLB Ronald Powell									
Date	Opp.	GP	ST	SOLO	AST	TOT	SACK/YDS	INT/YDS	PD	FF	FR
9/7	@ATL	X		0	0	0	0	0	0	0	0
9/14	@CLE	X		0	0	0	0	0	0	0	0
9/21	MIN	X		0	0	0	0	0	0	0	0
9/28	@DAL	X		0	0	0	0	0	0	0	0
10/5	TB						Inactive				
10/19	@DET	X		0	0	0	0	0	0	0	0
10/26	GB	X		0	0	0	0	0	0	0	0
10/30	@CAR	X		0	0	0	0	0	0	0	0
11/9	SF	X		0	0	0	0	0	0	0	0
11/16	CIN	X		0	0	0	0	0	0	0	0
11/24	BAL	X		0	0	0	0	0	0	0	0
11/30	@PIT	X		0	0	0	0	0	0	0	0
12/7	CAR	X		0	0	0	0	0	0	0	0
12/15	@CHI						Inactive				
12/21	ATL	X		0	0	0	0	0	0	0	0
12/28	@TB	X		0	0	0	0	0	0	0	0
2014 Season		14	0	0	0	0	0	0	0	0	0

		#21 CB Patrick Robinson									
Date	Opp.	GP	ST	SOLO	AST	TOT	SACK/YDS	INT/YDS	PD	FF	FR
9/7	@ATL	X	X	3	0	3	0	0	0	0	0
9/14	@CLE	X	X	4	0	4	0	0	0	1	0
9/21	MIN	X		0	0	0	0	0	0	0	0
9/28	@DAL	X					Inactive (hamstring)				
10/5	TB	X		1	2	3	0	0	1	0	0
10/19	@DET						Inactive (hamstring)				
10/26	GB	X		1	2	3	0	0	0	0	0
10/30	@CAR	X		1	0	1	0	0	0	2	0
11/9	SF	X		2	1	3	0	0	0	1	0
11/16	CIN	X		1	1	2	0	0	0	0	0
11/24	BAL	X	X	4	1	5	0	0	0	1	0
11/30	@PIT	X	X	3	1	4	0	0	0	5	0
12/7	CAR	X	X	5	0	5	0	0	0	0	0
12/15	@CHI	X		0	0	0	0	0	1	2	1
12/21	ATL	X	X	5	1	6	0	0	0	0	0
12/28	@TB	X		1	0	1	0	0	0	0	0
2014 Season		14	6	31	9	40	0	0	2	2	12

		#38 S Jamarca Sanford									
Date	Opp.	GP	ST	SOLO	AST	TOT	SACK/YDS	INT/YDS	PD	FF	FR
9/7	@ATL										
9/14	@CLE										
9/21	MIN										
9/28	@DAL										
10/5	TB										
10/19	@DET										
10/26	GB										
10/30	@CAR										
11/9	SF										
11/16	CIN	X		0	0	0	0	0	0	0	0
11/24	BAL	X		0	0	0	0	0	0	0	0
11/30	@PIT	X		0	0	0	0	0	0	0	0
12/7	CAR	X		0	0	0	0	0	0	0	0
12/15	@CHI	X	X	2	3	5	0	0	0	0	0
12/21	ATL						Inactive (hamstring)				
12/28	@TB	X	X	7	3	10	0	0	0	0	0
2014 Season		6	2	9	6	15	0	0	0	0	0

		#43 S Vinnie Sunseri									
Date	Opp.	GP	ST	SOLO	AST	TOT	SACK/YDS	INT/YDS	PD	FF	FR
9/7	@ATL	X		0	0	0	0	0	0	0	0
9/14	@CLE	X		0	0	0	0	0	0	0	0
9/21	MIN	X		0	0	0	0	0	0	0	0
9/28	@DAL	X		0	0	0	0	0	0	0	0
10/5	TB	X		0	0	0	0	0	0	0	0
10/19	@DET	X		0	0	0	0	0	0	0	0
10/26	GB	X		0	0	0	0	0	0	0	0
10/30	@CAR	X		0	0	0	0	0	0	0	0
11/9	SF	X		0	0	0	0	0	0	0	0
11/16	CIN	X		0	0	0	0	0	0	0	0
11/24	BAL	X		0	0	0	0	0	0	0	0
11/30	@PIT	X		0	0	0	0	0	0	0	0
12/7	CAR	X		1	0	1	0	0	0	0	0
12/15	@CHI	X		0	0	0	0	0	0	0	0
12/21	ATL						Injured Reserve				
12/28	@TB										
2014 Season		9	0	1	0	1	0	0	0	0	0

		#32 S Kenny Vaccaro									
Date	Opp.	GP	ST	SOLO	AST	TOT	SACK/YDS	INT/YDS	PD	FF	FR
9/7	@ATL	X	X	6	2	8	0	0	0	0	0
9/14	@CLE	X	X	7	4	11	0	0	0	0	0
9/21	MIN	X	X	2	3	5	0	0	0	1	0
9/28	@DAL	X	X	5	1	6	1	7	0	0	0
10/5	TB	X	X	7	3	10	0	0	0	1	0
10/19	@DET	X	X	2	8	10	0	1	45	1	0
10/26	GB	X	X	8	8	16	0	0	0	0	0
10/30	@CAR	X	X	2	3	5	0	0	0	0	0
11/9	SF	X	X	2	5	7	0	0	0	0	0
11/16	CIN	X	X	3	1	4	0	0	0	0	0
11/24	BAL	X	X	5	3	8	0	0	0	0	0
11/30	@PIT	X	X	4	2	6	0	1	0	1	0
12/7	CAR	X	X	4	4	8	0	0	0	0	0
12/15	@CHI	X	X	4	1	5	0	0	0	0	0
12/21	ATL	X	X	2	2	4	0	0	0	0	0
12/28	@TB						Inactive (quad)				
2014 Season		15	14	63	50	113	1	7	2	45	4

		#75 DE Tyrann Walker									
Date	Opp.	GP	ST	SOLO	AST	TOT	SACK/YDS	INT/YDS	PD	FF	FR
9/7	@ATL	X		1	0	1	1	3	0	0	0
9/14	@CLE	X		2	0	2	0	0	0	0	0
9/21	MIN	X		1	0	1	0	0	0	0	0
9/28	@DAL	X		1	0	1	0	0	0	0	0
10/5	TB	X		0	0	0	0	0	0	0	0
10/19	@DET	X		0	0	0	0	0	0	0	0
10/26	GB	X		1	1	2	0	0	0	0	0
10/30	@CAR	X		0	0	0	0	0	0	0	0
11/9	SF	X		1	0	1	1	2	0	0	1
11/16	CIN	X		0	1	1	0	0	0	0	0
11/24	BAL	X		0	0	0	0	0	0	0	0
11/30	@PIT	X		1	1	2	0	0	0	0	0
12/7	CAR	X		3	1	4	0	0	0	0	0
12/15	@CHI	X		1	2	3	0	0	0	0	0
12/21	ATL	X		0	0	0	0	0	0	0	0
12/28	@TB	X	X	2	1	3	0.5	3	0	0	0
2014 Season		16	1	14	7	21	2.5	8	0	0	1

		#42 S Pierre Warren									
Date	Opp.	GP	ST	SOLO	AST	TOT	SACK/YDS	INT/YDS	PD	FF	FR
9/7	@ATL										
9/14	@CLE										
9/21	MIN										
9/28	@DAL										
10/5	TB										
10/19	@DET										
10/26	GB										
10/30	@CAR										
11/9	SF										
11/16	CIN	X	X	4	2	6	0	0	0	0	1
11/24	BAL	X	X	3	3	6	0	0	0	0	1
11/30	@PIT	X	X	6	2	8	0	0	0	1	0
12/7	CAR	X	X	2	1	3	0	2	53	2	0
12/15	@CHI	X	X	2	0	2	0	0	0	0	0
12/21	ATL	X	X	7	3	10	0	0	0	0	0
12/28	@TB										
2014 Season		6	6	24	11	35	0	0	2	53	4

		#24 CB/S Corey White									
Date	Opp.	GP	ST	SOLO	AST	TOT	SACK/YDS	INT/YDS	PD	FF	FR
9/7	@ATL	X	X	6	1	7	0	0	0	0	1
9/14	@CLE	X		8	0	8	0	0	0	0	0
9/21	MIN	X	X	2	0	2	0	0	0	0	0
9/28	@DAL	X	X	5	1	6	0	0	0	0	0
10/5	TB	X	X	3	0	3	0	0	0	1	0
10/19	@DET	X	X	3	3	6	1	6	0	0	0
10/26	GB	X	X	5	0	5	0	0	1	1	0
10/30	@CAR	X	X	3	0	3	0	0	1	2	2
11/9	SF	X	X	4	2	6	0	0	0	2	0
11/16	CIN	X	X	1	1	2	0	0	0	0	1
11/24	BAL	X		0	0	0	0	0	0	0	0
11/30	@PIT	X		4	0	4	0	0	0	2	0
12/7	CAR	X		1	0	1	0	0	0	1	0
12/15	@CHI						Inactive				
12/21	ATL	X		0	0	0	0	0	0	0	0
12/28	@TB	X		1	0	1	0	0	0	0	0
2014 Season		15	9	46	8	54	1	6	2	2	9

# 2014 INDIVIDUAL STATISTICS

## KICKING

### #3 K Shayne Graham

Date	Opp.	GP	PATs		FGs		PCT	LG	PTS	BLK	1-19		20-29		30-39		40-49		50+	
			M	A	M	A					M	A	M	A	M	A	M	A	M	A
9/7	@ATL	X	4	4	2	2	100.0	50	10	0	0	0	0	0	1	1	0	0	1	1
9/14	@CLE	X	3	3	1	1	100.0	27	6	0	0	0	1	1	0	0	0	0	0	0
9/21	MIN	X	2	3	0	0	---	-	2	0	0	0	0	0	0	0	0	0	0	0
9/28	@DAL	X	2	2	1	2	50.0	30	5	0	0	0	0	0	1	1	0	1	0	0
10/5	TB	X	2	2	3	3	100.0	44	11	0	0	0	1	1	1	1	1	1	0	0
10/19	@DET	X	2	2	3	3	100.0	48	11	0	0	0	1	1	1	1	1	1	0	0
10/26	GB	X	5	5	3	3	100.0	37	14	0	0	0	1	1	2	2	0	0	0	0
10/30	@CAR	X	4	4	0	0	---	-	4	0	0	0	0	0	0	0	0	0	0	0
11/9	SF	X	3	3	1	1	100.0	40	6	0	0	0	0	0	0	0	1	1	0	0
11/16	CIN	X	1	1	1	1	100.0	31	4	0	0	0	0	0	1	1	0	0	0	0
11/24	BAL	X	3	3	2	2	100.0	34	9	0	0	0	1	1	1	1	0	0	0	0
11/30	@PIT	X	5	5	0	0	---	-	5	0	0	0	0	0	0	0	0	0	0	0
12/7	CAR	X	1	1	1	2	50.0	37	4	0	0	0	0	0	1	1	0	1	0	0
12/15	@CHI	X	4	4	1	2	50.0	25	7	0	0	0	1	1	0	0	0	0	0	1
12/21	ATL	X	2	2	0	0	---	-	2	0	0	0	0	0	0	0	0	0	0	0
12/28	@TB	X	3	3	0	0	---	-	3	0	0	0	0	0	0	0	0	0	0	0
2014 Season		16	46	47	19	22	86.4	50	103	0	0	0	6	6	9	9	3	5	1	2

## PUNTING

### #6 P Thomas Morstead

Date	Opp.	GP	NO	YDS	AVG	NET	AVG	TB	IN20	LG	BLK
9/7	@ATL	X	2	101	50.5	100	50.0	0	2	58	0
9/14	@CLE	X	5	206	41.2	204	40.8	0	2	47	0
9/21	MIN	X	4	187	46.8	176	44.0	0	1	54	0
9/28	@DAL	X	2	83	41.5	83	41.5	0	1	49	0
10/5	TB	X	2	97	48.5	66	33.0	1	0	60	0
10/19	@DET	X	4	168	42.0	168	42.0	0	1	47	0
10/26	GB	X	0	0	---	0	---	-	-	-	-
10/30	@CAR	X	4	187	46.8	187	46.8	0	2	52	0
11/9	SF	X	6	299	49.8	252	42.0	2	1	54	0
11/16	CIN	X	3	132	44.0	123	41.0	0	2	54	0
11/24	BAL	X	3	146	48.7	146	48.7	0	1	61	0
11/30	@PIT	X	6	291	48.5	276	46.0	0	2	55	0
12/7	CAR	X	5	220	44.0	213	42.6	0	1	52	0
12/15	@CHI	X	5	217	43.4	177	35.4	2	1	53	0
12/21	ATL	X	4	200	50.0	198	49.5	0	2	63	0
12/28	@TB	X	3	156	52.0	122	40.7	0	0	57	0
2014 Season		16	58	2,690	46.4	2,491	42.9	5	19	63	0



# 2014 TURNOVER TABLE

## Saints Takeaways

Opp	Qtr	Turnover	Spot*	Result
at Atl	1	J. Jones fumble recovered by White	NO 0	Touchdown
vs. TB	2	Glennon intercepted by P. Robinson	NO 4	Punt
at Det	1	Stafford intercepted by Lewis	DET 18	Touchdown
at Det	4	Stafford intercepted by Vaccaro	NO 13	Field Goal
vs. GB	3	A. Rodgers intercepted by Hawthorne	NO 5	Touchdown
vs. GB	4	A. Rodgers intercepted by White	NO 41	Touchdown
vs. GB	4	M. Flynn sacked, fumble recovered by Haralson	GB 28	Fumble
at Car	2	Newton intercepted by White	NO 41	Punt
at Car	2	Newton fumble recovered by Lofton	CAR 8	Touchdown
vs. SF	2	Kaepernick sacked, fumble recovered by C. Jordan	SF 44	Interception
vs. Bal	2	Juszczyk fumble recovered by Warren	NO 1	Punt
vs. Pit	2	Roethlisberger intercepted by Vacarro	NO 42	Touchdown
vs. Pit	3	Roethlisberger intercepted by Jordan	PIT 35	Touchdown
at Chi	1	Cutler intercepted by P. Robinson	CHI 9	Fumble
at Chi	2	Cutler intercepted by Warren	CHI 49	End of Half
at Chi	3	Cutler intercepted by Warren	CHI 39	Field Goal
at TB	4	McCown intercepted by Lewis	TB 46	Touchdown

**Takeaway Totals:** 17 takeaways (12 interceptions, 5 fumbles), 62 points (8 TD, 2 FG)

## Saints Giveaways

Opp	Qtr	Turnover	Spot*	Result
at Atl	3	Brees intercepted by McClain	ATL 0	Touchdown
at Atl	OT	Colston fumble recovered by Bartu	NO 38	Field Goal
at Cle	2	Brees intercepted by Gipson	CLE 38	Touchdown
at Cle	4	K. Robinson fumble recovered by Moore	NO 40	End of Game
at Dal	2	Brees intercepted by Durant	NO 28	Touchdown
at Dal	3	J. Graham fumble recovered by McClain	DAL 27	Punt
at Dal	4	Cadet fumble recovered by Moore	DAL 44	End of Game
vs. TB	2	Brees intercepted by Banks	NO 40	Touchdown
vs. TB	3	Brees intercepted by Lansanah	NO 33	Touchdown
vs. TB	4	Brees intercepted by Verner	TB 49	End of Regulation
at Det	2	K. Robinson fumble recovered by Ihedigbo	NO 40	Field Goal
at Det	4	Brees intercepted by Quin	NO 29	Touchdown
vs. GB	4	Lorig fumble recovered by Williams	GB 15	End of Game
at Car	1	Brees intercepted by Edwards	CAR 13	Punt
at Car	1	Brees fumble recovered by Addison	CAR 39	Punt
vs. SF	1	Brees intercepted by Bethea	NO 25	Touchdown
vs. SF	2	Brees intercepted by Culliver	SF 22	End of Half
vs. SF	OT	Brees fumble recovered by Borland	NO 15	Field Goal
vs. Cin	4	Cadet fumble recovered by Clarke	CIN 34	End of Game
vs. Bal	3	Brees intercepted by Hill	NO 41	Touchdown
vs. Car	1	Ingram fumble recovered by Cole	NO 21	Field Goal
vs. Car	1	Brees intercepted by Benwikere	NO 20	Touchdown
at Chi	1	Toon fumble recovered by Allen	CHI 14	Punt
vs. Atl	1	Brees intercepted by Trufant	ATL 39	Punt
vs. Atl	4	J. Graham fumble recovered by Ishmael	ATL 14	Punt
vs. Atl	4	Brees intercepted by McClain	NO 10	Field Goal
vs. Atl	4	Brees sacked, fumble recovered by Biermann	ATL 8	Touchdown
at TB	2	Brees intercepted by Johnson	NO 28	Field Goal
at TB	3	Brees intercepted by McDougald	TB 31	Punt
at TB	3	Brees intercepted by Tandy	TB 16	Punt

**Giveaway Totals:** 30 giveaways (17 interceptions, 13 fumbles), 87 points (10 TD, 6 FG)

\*Spot where the turnover was made


OWNERSHIP

FOOTBALL

ADMINISTRATION

RECORDS

HISTORY



## TRANSACTIONSLOG (7/15/14–6/12/15)

## 2014

## JULY

- 15 – Agreed to terms with TE **Jimmy Graham** on four-year contract.
- 22 – Signed NT **Tyrone Ezell** and OLB **Marcus Thompson**, waived NT **Moses McCray** and waived/physical OLB **Cheta Ozougwu**.
- 23 – Placed OLB **Cheta Ozougwu** on Reserve/Physically Unable to Perform.

## AUGUST

- 6 – Signed FB **Greg Jones** to one-year contract and signed WR **Tobias Palmer** and TE **Richard Quinn**. Waived NT **Tyrone Ezell** and OLB **Marcus Thompson** and waived/injured WR **Steve Hull**.
- 13 – Placed TE **Richard Quinn** on Reserve/Retired. Signed TE **Travis Beckum**.
- 21 – Waived RB **Timothy Flanders**, TE **Je'Ron Hamm**, WR **Tobias Palmer** and OLB **Chidera Uzo-Dirbe**.
- 25 – Waived/Injured WR **Andy Tanner**, S **Ty Zimmerman** and T **Ty Nsekhe**.
- 26 – Waived T/G **Manase Foketi**, DE **Rufus Johnson Jr.**, QB **Logan Kilgore**, ILB **Kevin Reddick**, CB **Rod Sweeting** and DE **George Uko**. Released TE **Travis Beckum** and OLB **Victor Butler**. Placed WR **Andy Tanner**, S **Ty Zimmerman** and T **Ty Nsekhe** on Injured Reserve.
- 30 – Terminated the contracts of CB **Champ Bailey**, OLB **Keyunta Dawson**, K **Shayne Graham**, FB **Greg Jones**, WR **Robert Meachem** and T **Thomas Welch**. Waived C **Matt Armstrong**, CB **Derrius Brooks**, WR **Brandon Coleman**, ILB **Todd Davis**, K **Derek Dimke**, CB **Terrence Frederick**, WR **Charles Hawkins**, TE **Nic Jacobs**, G **Marcel Jones**, WR **Seantavius Jones**, T **Tavon Rooks**, RB **Derrick Strozier**, NT **Lawrence Virgil**, CB **Trevin Wade**, S **Pierre Warren** and T/G **Jason Weaver**.

## SEPTEMBER

- 1 – Signed to Practice Squad: WR **Brandon Coleman**, ILB **Todd Davis**, CB **Terrence Frederick**, TE **Nick Jacobs**, WR **Seantavius Jones**, G **Antoine McClain**, T **Tavon Rooks**, NT **Lawrence Virgil**, CB **Trevin Wade** and S **Pierre Warren**.
- 3 – Placed ILB **Khairi Fortt** on Injured Reserve – designated to return. Waived QB **Ryan Griffin**. Re-signed K **Shayne Graham** and WR **Robert Meachem**.
- 4 – Terminated Practice Squad contract of ILB **Todd Davis** and signed QB **Ryan Griffin** to the practice squad.
- 9 – Reached injury settlement with T **Ty Nsekhe**.
- 10 – Signed OLB **Junior Galette** to a multiyear contract extension.
- 16 – Terminated Practice Squad contract of CB **Trevin Wade**. Signed RB **Edwin Baker** to Practice Squad.

- 16 – Terminated Practice Squad contract of S **Pierre Warren**. Re-signed ILB **Todd Davis** to Practice Squad.
- 23 – TE **Nic Jacobs** terminated Practice Squad contract (signed with Jacksonville active roster). Signed TE **Orson Charles** to the Practice Squad.
- 24 – Released G **Antoine McClain** from the Practice Squad. Signed C **Alex Parsons** to the Practice Squad.

## OCTOBER

- 6 – Waived ILB **Khairi Fortt**.
- 7 – Signed TE **Tom Crabtree** and placed S **Jairus Byrd** on Injured Reserve.
- 18 – Signed ILB **Todd Davis** to the active roster from the Practice Squad. Released TE **Tom Crabtree**.
- 20 – Re-signed TE **Tom Crabtree**, waived ILB **Todd Davis** and placed DE **Glenn Foster** on Injured Reserve.
- 22 – Signed G/C **Eric Olsen**, signed T **DeMarcus Love** and ILB **Todd Davis** to Practice Squad and terminated Practice Squad contract of C **Alex Parsons**.
- 25 – Signed RB **Edwin Baker** to active roster from Practice Squad. Released TE **Tom Crabtree**.
- 28 – Re-signed TE **Tom Crabtree** and placed WR **Joseph Morgan** on Reserve/Suspended.
- 30 – Signed ILB **Todd Davis** to active roster from Practice Squad. Released TE **Tom Crabtree**.

## NOVEMBER

- 5 – Signed T **Nick Becton** from New York Giants Practice Squad. Placed FB **Austin Johnson** on Injured Reserve. Signed RB **Tauren Poole** and FB **Michael Zordich** to Practice Squad.
- 12 – Signed S **Jamarca Sanford** and RB **Brian Leonard**, placed S **Vinnie Sunseri** on Injured Reserve, waived G/C **Eric Olsen** and ILB **Todd Davis** and activated WR **Joseph Morgan** on Reserve/Suspended.
- 18 – Waived RB **Edwin Baker**, signed ILB **Moise Fokou**, activated CB **Terrence Frederick** from Practice Squad, signed S **Pierre Warren** from Vikings Practice Squad, placed S **Rafael Bush** and WR **Brandin Cooks** on Injured Reserve and signed ILB **Jerry Franklin** to the Practice Squad.
- 19 – Signed RB **Edwin Baker** to Practice Squad, waived RB **Brian Leonard**, signed WR **Jalen Saunders** from the Seahawks Practice Squad, and terminated the Practice Squad contract of RB **Tauren Poole**.
- 27 – Activated NT **Lawrence Virgil** from Practice Squad, placed NT **Brodrick Bunkley** on Injured Reserve and signed DT **Garrison Smith** to the practice squad.

## DECEMBER

- 11 – Signed WR **Seantavious Jones** to the active roster off of the Practice Squad. Waived WR **Joseph Morgan**. Signed FB **Toben Oporum** and WR **Willie Snead** to Practice Squad and released FB **Michael Zordich** from Practice Squad.
- 17 – Signed G **Andrew Miller** and K **Dustin Hopkins** to the Practice Squad. Released T **DeMarcus Love** and DT **Garrison Smith** from Practice Squad.
- 26 – Activated WR **Brandon Coleman** and ILB **Jerry Franklin** from the Practice Squad,

signed G **Andrew Miller** to the Practice Squad and placed DE **Akiem Hicks** and RB **Pierre Thomas** on Injured Reserve.

- 27 – Activated QB **Ryan Griffin** from the Practice Squad and placed NT **John Jenkins** on Injured Reserve.
- 29 – Signed RB **Edwin Baker**, C **Mike Brewster**, TE **Orson Charles**, K **Dustin Hopkins**, G **Andrew Miller**, FB **Toben Oporum** and WR **Willie Snead** to reserve/future contracts.
- 31 – Signed S **Kenny Phillips** to a reserve/future contract.

## 2015

### JANUARY

- 5 – Signed RB **Tim Hightower** to a reserve/future contract.

### FEBRUARY

- 2 – Terminated contract of OLB **Cheta Ozougwu**.
- 11 – Hired Senior Defensive Assistant **Dennis Allen**, Wide Receivers Coach **John Morton**, Running Backs Coach **Joel Thomas**, Defensive Assistant/Linebackers **James Willis**, Offensive Assistants **Kyle DeVan** and **Greg Lewis** and Coaching Assistant **Brendan Nugent**.
- 12 – Agreed to terms with OLB **Parys Haralson** and K **Shayne Graham** on one-year contracts.

### MARCH

- 5 – Terminated contract of RB **Pierre Thomas**.
- 6 – Re-signed S **Jamarca Sanford** to a one-year contract.
- 8 – Agreed to terms with RB **Mark Ingram** on a four-year contract.
- 9 – Terminated contract of ILB **Curtis Lofton**.
- 10 – Agreed to a trade to acquire C **Max Unger** and Seattle's first round pick in the 2015 NFL Draft in exchange for TE **Jimmy Graham** and New Orleans' 2015 fourth round draft choice.
- 12 – Re-signed ILB **Ramon Humber** to a two-year contract, agreed to terms with CB **Brandon Browner** on a three-year contract and traded G **Ben Grubbs** to the Kansas City Chiefs in exchange for their 2015 fifth round draft pick.
- 13 – Agreed to terms with RB **C.J. Spiller** on a four-year contract, acquired ILB **Dannell Ellerbe** and the third round draft pick of the Miami Dolphins in 2015 from Miami in exchange for WR **Kenny Stills**. Waived DB **Corey White**.
- 20 – Agreed to terms with T **Bryce Harris** on a one-year contract.

### APRIL


- 1 – Signed CB **Kyle Wilson** to a one-year contract. Signed G **Jahri Evans** to a one-year contract extension.
- 3 – Signed WR **Joseph Morgan** to a one-year contract.
- 10 – Signed LB **Anthony Spencer** to a one-year contract.

### MAY

- 4 – Agreed to terms with DLs **Tavaris Barnes** and **Kaleb Eulls**, G **Daniel Gambrell**, WR **R.J. Harris**, T **Sean Hickey**, WR **Malcome Kennedy**, G **Cyril Lemon**, DL **Ashaad Mabry**, LB **Markus Pierce-Brewster**, DL **Bobby Richardson**, LB **Stephon Sanders**, TE **Harold Spears** and TE **Jack Tabb**. Released S **Marcus Ball**, ILB **Kyle Knox**, S **Ty Zimmerman**.
- 11 – Signed LB **Davis Tull**, DL **Tyler Davison**, CB **Damian Swann** and RB/RS **Marcus Murphy** to four-year contracts. Agreed to terms with LB **Hau'oli Kikaha** and QB **Garrett Grayson** on four-year contracts.
- 12 – Signed LB **Stephone Anthony** and CB **P.J. Williams** to four-year contracts.
- 18 – Signed LB **Henry Coley**, K **Zach Hocker**, OL **Antonio Johnson** and WRs **Josh Morgan** and **Kyle Prater**, waived OL **Daniel Gambrell**, G **Andrew Miller** and LB **Stephon Sanders** and waived/injured WR **Malcome Kennedy**.
- 19 – Signed WR **Lance Lewis** and terminated contract of K **Shayne Graham**. Placed WR **Malcome Kennedy** on Injured Reserve.
- 20 – Signed G **Mike McGlynn** to a one-year contract. Waived/Injured WR **Andy Tanner**.
- 21 – Placed WR **Andy Tanner** on Injured Reserve. Agreed to terms with T **Andrus Peat** on a four-year contract.

### JUNE

- 2 – Signed DE **Cameron Jordan** to a five-year contract extension.
- 12 – Signed DT **Kevin Williams** to a one-year contract and waived TE **Harold Spears**.



# 2014 GAME BY GAME REVIEW

OWNERSHIP

FOOTBALL

ADMINISTRATION

RECORDS


HISTORY



GAME

1

AT



## ATLANTA

FALCONS: 37 SAINTS: 34

GEORGIA DOME

ATLANTA, GA. - 9/7/14

ATTENDANCE: 70,706

TIME: 3:18

Atlanta spoiled the Saints' start to the 2015 season, 37-34 in overtime, in front of a soldout Georgia Dome crowd of 70,706.

New Orleans took a 3-0 lead less than five minutes into the first quarter when K **Shayne Graham** kicked a 31-yard field goal, followed by a 50-yard kick later in the period to extend the lead to 6-0.

RB **Khiry Robinson** extended the Saints' lead to 13-0 early in the second quarter with a two-yard touchdown run. The Falcons came back on a 14-play, 80-yard drive that ended with a two-yard touchdown pass from QB **Matt Ryan** to WR **Roddy White**, but New Orleans quickly struck back on a three-yard touchdown pass from QB **Drew Brees** to rookie WR **Brandin Cooks**. The New Orleans defense had a late struggle, allowing Ryan to complete a 39-yard pass to White with four seconds left in the half,

allowing for a 40-yard field goal by K **Matt Bryant** and cutting Atlanta's halftime deficit to 20-10.

Atlanta took the ball out of the half and chipped away at the lead again with a one-yard TD pass from Ryan to TE **Levine Toilolo**, followed by a spectacular 54-yard touchdown catch by RB **Antone Smith**. The Saints took the lead midway through the fourth quarter when RB **Mark Ingram** had a three-yard TD run. When Atlanta struck back with a TD, Ingram answered with a second three-yard rushing TD.

However, the Falcons answered at the end of regulation with a 51-yard field goal by Bryant. WR **Marques Colston** lost a fumble on a reception at the start of overtime and Bryant kicked a 52-yard game-winner to secure the win for Atlanta.

## GAME NOTES

In his Saints debut, S **Jairus Byrd** stripped Falcons WR **Julio Jones** in the end zone to set up a fumble recovery.

WR **Marques Colston** had five receptions for 110 yards, while QB **Drew Brees** threw for 333 yards and one touchdown.

RB **Mark Ingram** enjoyed a breakout performance in his his 2014 season debut. Although he carried only 13 times for 60 yards, he scored two fourth quarter rushing touchdowns to set a new career-high.

## SAINTS-FALCONS GAME SUMMARY

New Orleans Saints	6	14	0	14	0	-	34
Atlanta Falcons	0	10	14	10	3	-	37

Team	Qtr	Time	Play Description (Extra Point)	(Drive Info)	V-H
NO	1	10:33	S. Graham 31 FG (9-67, 4:27)		3-0
NO	1	4:39	S. Graham 50 FG (10-28, 3:59)		6-0
NO	2	11:46	K. Robinson 2 run (S. Graham kick) (9-80, 4:10)		13-0
ATL	2	4:06	White 2 pass from Ryan (Bryant kick) (14-80, 7:40)		13-7
NO	2	0:20	Cooks 3 pass from Brees (S. Graham kick) (9-80, 3:46)		20-7
ATL	2	0:00	Bryant 40 FG (3-58, 0:20)		20-10
ATL	3	9:22	Toilolo 1 pass from Ryan (Bryant kick) (12-80, 5:38)		20-17
ATL	3	0:21	Smith 54 pass from Ryan (Bryant kick) (5-80, 2:31)		20-24
NO	4	8:46	Ingram 3 run (S. Graham kick) (12-80, 6:35)		27-24
ATL	4	2:50	Rodgers 17 run (Bryant kick) (8-94, 3:26)		27-31
NO	4	1:20	Ingram 3 run (S. Graham kick) (8-71, 1:30)		34-31
ATL	4	0:00	Bryant 51 FG (8-47, 1:20)		34-34
ATL	5	13:17	Bryant 52 FG (4-4, 1:31)		34-37

**FIELD GOALS (made () and missed)**

**ATL:** Bryant (40) (51) (52)

**NO:** S. Graham (31) (50)

## 1 @ Atlanta

NEW ORLEANS SAINTS							ATLANTA FALCONS								
RUSHING	ATT	YDS	AVG	LG	TD		RUSHING	ATT	YDS	AVG	LG	TD			
Ingram	13	60	4.6	19	2		Jackson	12	52	4.3	17	0			
Thomas	7	31	4.4	13	0		Rodgers	6	34	5.7	17t	1			
K. Robinson	6	28	4.7	21	1		Ryan	3	15	5.0	9	0			
Cooks	1	18	18.0	18	0		Freeman	2	15	7.5	10	0			
Brees	1	2	2.0	2	0		Smith	2	7	3.5	5	0			
Total	28	139	5.0	21	3		Total	25	123	4.9	17	1			
PASSING	ATT	CMP	YDS	SK/YD	TD	LG	INT	PASSING	ATT	CMP	YDS	SK/YD	TD	LG	INT
Brees	42	29	333	0/0	1	57	1	Ryan	43	31	448	1/3	3	54t	0
Total	42	29	333	0/0	1	57	1	Total	43	31	448	1/3	3	54t	0
RECEIVING	NO	YDS	AVG	LG	TD			RECEIVING	NO	YDS	AVG	LG	TD		
J. Graham	8	82	10.3	17	0			Jones	7	116	16.6	27	0		
Cooks	7	77	11.0	32	1			Douglas	6	69	11.5	23	0		
Thomas	6	58	9.7	19	0			Hester	5	99	19.8	35	0		
Colston	5	110	22.0	57	0			White	5	72	14.4	39	1		
Cadet	1	5	5.0	5	0			Toilolo	3	19	6.3	12	1		
Ingram	1	1	1.0	1	0			Freeman	2	18	9.0	13	0		
Watson	1	0	0.0	0	0			Smith	1	54	54.0	54t	1		
								Rodgers	1	1	1.0	1	0		
								Jackson	1	0	0.0	0	0		
Total	29	333	11.5	57	1			Total	31	448	14.5	54	3		
INT	NO	YDS	AVG	LG	TD			INT	NO	YDS	AVG	LG	TD		
	0	0	0.0	0	0			McClain	1	0	0.0	0	0		
Total	0	0	0.0	0	0			Total	1	0	0.0	0	0		
PUNTING	NO	YDS	AVG	TB	I20	LG		PUNTING	NO	YDS	AVG	TB	I20	LG	
Morstead	2	101	50.5	0	2	58		Bosher	3	157	52.3	1	0	66	
Total	2	101	50.5	0	2	58		Total	3	157	52.3	1	0	66	
PT RET	NO	YDS	AVG	FC	LG	TD		PT RET	NO	YDS	AVG	FC	LG	TD	
Cooks	0	0	0.0	2	0	0		Hester	1	1	1.0	0	1	0	
Total	0	0	0.0	2	0	0		Total	1	1	1.0	0	1	0	
KO RET	NO	YDS	AVG	FC	LG	TD		KO RET	NO	YDS	AVG	FC	LG	TD	
Cadet	1	34	34.0	0	34	0		Hester	1	21	21.0	0	21	0	
Total	1	34	34.0	0	34	0		Total	1	21	21.0	0	21	0	

TEAM STATISTICS	NO	ATL	TEAM STATISTICS	NO	ATL
TOTAL FIRST DOWNS	30	28	FGs-PATs HAD BLOCKED	0-0	0-0
By Rushing	9	6	Net Punting Avg.	50.0	45.7
By Passing	17	21	TOTAL RETURN YARDAGE	0	1
By Penalty	4	1	No. and Yards Punt Returns	0-0	1-1
3rd DOWN EFFICIENCY	8-13-62%	6-11-55%	No. and Yards Kickoff Returns	1-34	1-21
4TH DOWN EFFICIENCY	0-0-0%	0-0-0%	No. and Yards Interception Returns	0-0	1-0
TOTAL NET YARDS	472	568	PENALTIES: No.-Yds.	3-27	10-96
Total Plays	70	69	FUMBLES: No.-Lost	1-1	1-1
Avg. Per Play	6.7	8.2	TOUCHDOWNS	4	4
NET YARDS RUSHING	139	123	Rushing	3	1
Total Rushes	28	25	Passing	1	3
Avg. Per Play	5.0	4.9	EXTRA POINTS: Made-Att.	4-4	4-4
Tackles For Loss-Yards	2-7	0-0	Kicking: Made-Att.	4-4	4-4
NET YARDS PASSING	333	445	FIELD GOALS: Made-Att.	2-2	3-3
Sacked-Yards Lost	0-0	1-3	RED ZONE EFFICIENCY	4-6-67%	3-3-100%
Gross Yards	333	448	GOAL-TO-GO EFFICIENCY	4-4-100%	2-2-100%
PASSING: Att.-Comp.-INT	42-29-1	43-31-0	SAFETIES	0	0
Avg. Per Play	7.9	10.1	FINAL SCORE	34	37
KICKOFFS: No.-In EZ-Touchbacks	7-7-6	6-6-5	TIME OF POSSESSION	30:25	31:18
PUNTS: No.-Avg.	2-50.5	3-52.3			
Had Blocked	0	0			

OWNERSHIP

FOOTBALL

ADMINISTRATION

RECORDS

HISTORY

# 2014 GAME BY GAME REVIEW

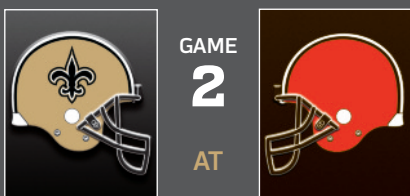
OWNERSHIP

FOOTBALL

ADMINISTRATION

RECORDS

HISTORY



## CLEVELAND

BROWNS: 26 SAINTS: 24  
FIRSTENERGY STADIUM  
CLEVELAND, OHIO - 9/14/14  
ATTENDANCE: 67,407  
TIME: 3:08

## GAME NOTES

The loss marked the first time the Saints fell at the Browns since the franchise was reborn in 1999.

QB Drew Brees completed 27-of-40 passes for 237 yards with two touchdown passes. TE Jimmy Graham caught 10 of Brees' throws for 118 yards and both touchdowns.

RB Mark Ingram continued his strong start with 11 carries for 83 yards and one touchdown, but suffered a broken hand that would sideline him for the next three contests.

New Orleans' visit to Cleveland featured five lead changes. A Saints rally from a 16-3 deficit looked like it would turn into a win until breakdowns on offense and defense late in the game dropped the team to 0-2.

The Saints squandered a standout performance from a rushing attack that gained 174 yards on the ground, including 83 yards and one touchdown on 11 carries and 104 total yards from scrimmage from **Mark Ingram**. However, the late Browns rally, and a lost fumble and an interception returned for a touchdown proved to be too much to overcome.

The host Browns built up an early 10-0 lead in the first quarter, but New Orleans got on the scoreboard early in the second period with a 27-yard field goal by K **Shayne Graham**. However, on New Orleans' next possession, Browns S **Tashaun Gipson** picked off QB **Drew Brees** for a 62-yard touchdown return.

Upon getting the ball back, Brees engineered a 12-play, 85-yard drive that ended with a nine-yard touchdown to TE **Jimmy Graham** that put New Orleans within six at halftime.

After forcing the Browns to punt at the start of the third quarter, the Saints started at their 43 and Brees drove his team down the field to where he eventually found Graham for a one-yard TD that put the Saints up 17-16 midway through the third quarter. Cleveland took the lead back and chewed up 6:13 off the clock following a nine-yard TD run by RB **Terrence West**.

Ingram reached the end zone for a one-yard touchdown early in the fourth quarter to give the Saints a one point lead back. However late in the game Brees was sacked back at the Cleveland 38, stopping a potential scoring drive. With 13 seconds left, Browns QB **Brian Hoyer** completed a 28-yard pass to WR **Andrew Hawkins** to set up the game-winning field goal.

## SAINTS - BROWNS GAME SUMMARY

New Orleans Saints	0	10	7	7	-	24
Cleveland Browns	10	6	7	3	-	26

Team	Qtr	Time	Play Description (Extra Point) (Drive Info)	V-H
CLE	1	5:59	Austin 3 pass from Hoyer (Cundiff kick) (7-35, 2:48)	0-7
CLE	1	0:00	Cundiff 32 FG (11-44, 3:31)	0-10
NO	2	5:16	S. Graham 27 FG (7-73, 3:28)	3-10
CLE	2	3:25	Gipson 62 interception return (run failed)	3-16
NO	2	0:03	J. Graham 9 pass from Brees (S. Graham kick) (12-85, 3:22)	10-16
NO	3	9:32	J. Graham 1 pass from Brees (S. Graham kick) (8-57, 3:17)	17-16
CLE	3	3:19	West 9 run (Cundiff kick) (14-80, 6:13)	17-23
NO	4	12:12	Ingram 1 run (S. Graham kick) (13-80, 6:07)	24-23
CLE	4	0:03	Cundiff 29 FG (14-85, 2:43)	24-26

**FIELD GOALS (made (I) and missed)**

**NO:** S. Graham (27)

**CLE:** Cundiff (32) (29)

## 2 @ Cleveland

NEW ORLEANS SAINTS						
RUSHING	ATT	YDS	AVG	LG	TD	
Ingram	11	83	7.5	26	1	
K. Robinson	8	31	3.9	9	0	
Cooks	2	31	15.5	28	0	
Thomas	3	16	5.3	7	0	
Johnson	2	10	5.0	8	0	
Brees	1	3	3.0	3	0	
<b>Total</b>	<b>27</b>	<b>174</b>	<b>6.4</b>	<b>28</b>	<b>1</b>	

PASSING	ATT	CMP	YDS	SK/YD	TD	LG	INT
Brees	40	27	237	2/14	2	23	1
<b>Total</b>	<b>40</b>	<b>27</b>	<b>237</b>	<b>2/14</b>	<b>2</b>	<b>23</b>	<b>1</b>

RECEIVING	NO	YDS	AVG	LG	TD	
J. Graham	10	118	11.8	23	2	
Meachem	3	37	12.3	15	0	
Stills	3	25	8.3	14	0	
Ingram	3	21	7.0	13	0	
Cooks	3	17	5.7	13	0	
Thomas	3	16	5.3	11	0	
Watson	1	4	4.0	4	0	
Hill	1	-1	-1.0	-1	0	
<b>Total</b>	<b>27</b>	<b>237</b>	<b>8.8</b>	<b>23</b>	<b>2</b>	

INT	NO	YDS	AVG	LG	TD	
<b>Total</b>	<b>0</b>	<b>0</b>	<b>0.0</b>	<b>0</b>	<b>0</b>	

PUNTING	NO	YDS	AVG	TB	I20	LG
Morstead	5	206	41.2	0	2	47
<b>Total</b>	<b>5</b>	<b>206</b>	<b>41.2</b>	<b>0</b>	<b>2</b>	<b>47</b>

PT RET	NO	YDS	AVG	FC	LG	TD
Cooks	1	-2	-2.0	2	-2	0
Byrd	0	0	0.0	2	0	0
<b>Total</b>	<b>1</b>	<b>-2</b>	<b>-2.0</b>	<b>4</b>	<b>0</b>	<b>0</b>

KO RET	NO	YDS	AVG	FC	LG	TD
Cadet	2	35	17.5	0	19	0
K. Robinson	1	28	28.0	0	28	0
<b>Total</b>	<b>3</b>	<b>63</b>	<b>21.0</b>	<b>0</b>	<b>28</b>	<b>0</b>

CLEVELAND BROWNS						
RUSHING	ATT	YDS	AVG	LG	TD	
West	19	68	3.6	15	1	
Crowell	11	54	4.9	17	0	
<b>Total</b>	<b>30</b>	<b>122</b>	<b>4.1</b>	<b>17</b>	<b>1</b>	

PASSING	ATT	CMP	YDS	SK/YD	TD	LG	INT
Hoyer	40	24	204	1/2	1	28	0
Manziel	1	0	0	0/0	0	0	0
<b>Total</b>	<b>41</b>	<b>24</b>	<b>204</b>	<b>1/2</b>	<b>1</b>	<b>28</b>	<b>0</b>

RECEIVING	NO	YDS	AVG	LG	TD	
Hawkins	6	70	11.7	28	0	
Austin	6	44	7.3	13	1	
Barnidge	4	41	10.3	13	0	
Gabriel	3	13	4.3	7	0	
West	2	22	11.0	11	0	
Benjamin	1	6	6.0	6	0	
Dray	1	5	5.0	5	0	
Crowell	1	3	3.0	3	0	
<b>Total</b>	<b>24</b>	<b>204</b>	<b>8.5</b>	<b>28</b>	<b>1</b>	

INT	NO	YDS	AVG	LG	TD	
Gipson	1	62	62.0	62t	1	
<b>Total</b>	<b>1</b>	<b>62</b>	<b>62.0</b>	<b>62t</b>	<b>1</b>	

PUNTING	NO	YDS	AVG	TB	I20	LG
Lanning	5	208	41.6	0	3	48
<b>Total</b>	<b>5</b>	<b>208</b>	<b>41.6</b>	<b>0</b>	<b>3</b>	<b>48</b>

PT RET	NO	YDS	AVG	FC	LG	TD
Benjamin	1	2	2.0	2	2	0
<b>Total</b>	<b>1</b>	<b>2</b>	<b>2.0</b>	<b>2</b>	<b>2</b>	<b>0</b>

KO RET	NO	YDS	AVG	FC	LG	TD
Moore	1	32	32.0	0	32	0
Leonhard	1	5	5.0	0	5	0
<b>Total</b>	<b>2</b>	<b>37</b>	<b>18.5</b>	<b>0</b>	<b>32</b>	<b>0</b>

TEAM STATISTICS	NO	CLE
TOTAL FIRST DOWNS	26	23
By Rushing	10	7
By Passing	16	14
By Penalty	0	2
3rd DOWN EFFICIENCY	7-13-54%	7-16-44%
4th DOWN EFFICIENCY	0-0-0%	2-2-0%
TOTAL NET YARDS	397	324
Total Plays	69	72
Avg. Per Play	5.8	4.5
NET YARDS RUSHING	174	122
Total Rushes	27	30
Avg. Per Play	6.4	4.1
Tackles For Loss-Yards	0-0	3-7
NET YARDS PASSING	223	202
Sacked-Yards Lost	2-14	1-2
Gross Yards	237	204
PASSING: Att.-Comp.-INT	40-27-1	41-24-0
Avg. Per Play	5.3	4.8
KICKOFFS: No.-In EZ-Touchbacks	5-4-3	6-5-3
PUNTS: No.-Avg.	5-41.2	5-41.6
Had Blocked	0	0

TEAM STATISTICS	NO	CLE
FGs-PATs HAD BLOCKED	0-0	0-0
Net Punting Avg.	40.8	42.0
TOTAL RETURN YARDAGE	-2	64
No. and Yards Punt Returns	1--2	1-2
No. and Yards Kickoff Returns	3-63	2-37
No. and Yards Interception Returns	0-0	1-62
PENALTIES: No.-Yds.	5-39	4-30
FUMBLES: No.-Lost	1-1	0-0
TOUCHDOWNS	3	3
Rushing	1	1
Passing	2	1
Interceptions	0	1
EXTRA POINTS: Made-Att.	3-3	2-3
Kicking: Made-Att.	3-3	2-2
Rushing: Made-Att.	0-0	0-1
FIELD GOALS: Made-Att.	1-1	2-2
RED ZONE EFFICIENCY	3-4-75%	2-4-50%
GOAL-TO-GO EFFICIENCY	3-3-100%	2-2-100%
SAFETIES	0	0
FINAL SCORE	24	26
TIME OF POSSESSION	31:50	28:10

OWNERSHIP

FOOTBALL

ADMINISTRATION

RECORDS

HISTORY

# 2014GAMEBYGAMEREVIEW

OWNERSHIP

FOOTBALL

ADMINISTRATION

RECORDS

HISTORY



GAME

3

VS.



## MINNESOTA

SAINTS: 20 VIKINGS: 9  
MERCEDES-BENZ SUPERDOME  
NEW ORLEANS, LA. - 9/21/14  
ATTENDANCE: 73,005  
TIME: 2:47

The New Orleans Saints put together their best defensive performance of the season to date to secure a 20-9 victory over the Minnesota Vikings to improve to 7-1 under Head Coach **Sean Payton** in home openers.

The New Orleans defense did not surrender a touchdown for the first time since a 41-0 shutout of Tampa Bay on Dec. 16, 2012. In two Minnesota trips to the red zone, they were forced to settle for field goals. The Saints reached the red zone three times in the game and scored touchdowns twice.

QB **Drew Brees** finished the game firing on 27-of-35 passes for 293 yards, two touchdowns and a passer rating of 120.3, completing his first nine attempts.

Rookie WR **Brandin Cooks** led the team in receiving with eight receptions for 74 yards, while WR **Marques Colston** and TE **Josh Hill** each caught touchdown passes from Brees.

New Orleans jumped out to a 13-0 first quarter lead, starting with a one-yard touchdown run by RB **Pierre Thomas** and

followed by a 34-yard touchdown reception by Hill, but the extra point attempt was blocked by the Vikings.

Minnesota scored field goals on their first two drives of the second quarter to close the gap in the contest to 13-6 going into halftime.

Minnesota got the ball coming out of halftime and K **Blair Walsh** booted a 40-yard field goal, his third of the contest, to cut their deficit to 13-9.

New Orleans extended their lead to 20-9 on a drive that would span the final two quarters. On first down, Brees completed a 14-yard pass to Hill and two plays later converted a first down on a throw to Colston. Taking advantage of an unnecessary roughness penalty assessed to Minnesota, Brees deftly alternated between the pass and run before completing a 19-yard pass to Cooks on third and seven and then an 18-yard scoring throw to Colston.

The Saints continued their banner defensive day by forcing a punt followed by the offense running out the clock for the final 6:58.

## GAME NOTES

New Orleans improved their record to 7-1 in home openers under Head Coach Sean Payton since 2006.

The Saints also extended their home winning streak to nine games, to set a new franchise record, breaking a tie with the 2011 squad.

The Saints held the Vikings without a touchdown, marking the first time they kept their opponents out of the end zone since a 41-0 shutout vs. Tampa Bay on December 16, 2012.

## SAINTS-VIKINGS GAME SUMMARY

Minnesota Vikings	0	6	3	0	-	9
New Orleans Saints	13	0	0	7	-	20

Team	Qtr	Time	Play Description (Extra Point)	(Drive Info)	V-H
NO	1	9:36	Thomas 1 run (S. Graham kick)	(11-80, 5:24)	0-7
NO	1	4:50	Hill 34 pass from Brees (kick blocked)	(7-82, 3:39)	0-13
MIN	2	14:06	Walsh 25 FG (13-71, 5:44)		3-13
MIN	2	6:28	Walsh 30 FG (10-51, 5:47)		6-13
MIN	3	10:20	Walsh 40 FG (10-43, 4:40)		9-13
NO	4	12:22	Colston 18 pass from Brees (S. Graham kick)	(12-90, 5:28)	9-20

FIELD GOALS (made () and missed)

MIN: Walsh (25) (30) (40)

NO: None

## 3 vs. Minnesota

MINNESOTA VIKINGS							NEW ORLEANS SAINTS										
RUSHING	ATT	YDS	AVG	LG	TD		RUSHING	ATT	YDS	AVG	LG	TD					
Asiata	12	35	2.9	8	0		K. Robinson	18	69	3.8	13	0					
Bridgewater	6	27	4.5	15	0		P. Thomas	8	30	3.8	11	1					
Cassel	1	5	5.0	5	0		Cadet	2	9	4.5	6	0					
McKinnon	2	-1	-0.5	1	0		Johnson	1	2	2.0	2	0					
Patterson	1	-7	-7.0	-7	0		Brees	3	-2	-0.7	0	0					
Total	22	59	2.7	15	0		Total	32	108	3.4	13	1					
PASSING	ATT	CMP	YDS	SK/YD	TD	LG	INT	PASSING	ATT	CMP	YDS	SK/YD	TD	LG	INT		
Bridgewater	20	12	150	2/15	0	41	0	Brees	35	27	293	1/5	2	34t	0		
Cassel	10	5	53	0/0	0	28	0										
Total	30	17	203	2/15	0	41	0	Total	35	27	293	1/5	2	34t	0		
RECEIVING	NO	YDS	AVG	LG	TD			RECEIVING	NO	YDS	AVG	LG	TD				
Jennings	5	70	14.0	30	0			Cooks	8	74	9.3	19	0				
Patterson	4	61	15.3	28	0			J. Graham	6	54	9.0	15	0				
Asiata	3	36	12.0	41	0			Stills	4	38	9.5	15	0				
Rudolph	3	27	9.0	10	0			P. Thomas	3	21	7.0	13	0				
McKinnon	2	9	4.5	7	0			Hill	2	48	24.0	34t	1				
								Colston	2	25	12.5	18t	1				
								Meachem	1	23	23.0	23	0				
								Watson	1	10	10.0	10	0				
Total	17	203	11.9	41	0			Total	27	293	10.9	34t	2				
INT	NO	YDS	AVG	LG	TD			INT	NO	YDS	AVG	LG	TD				
Total	0	0	0.0	0	0			Total	0	0	0.0	0	0				
PUNTING	NO	YDS	AVG	TB	I20	LG		PUNTING	NO	YDS	AVG	TB	I20	LG			
Locke	4	181	45.3	0	3	57		Morstead	4	187	46.8	0	1	54			
Total	4	181	45.3	0	3	57		Total	4	187	46.8	0	1	54			
PT RET	NO	YDS	AVG	FC	LG	TD		PT RET	NO	YDS	AVG	FC	LG	TD			
Sherels	4	11	2.8	0	13	0		Cooks	1	-3	-3.0	1	-3	0			
								Byrd	0	0	0.0	2	0	0			
Total	4	11	2.8	0	13	0		Total	1	-3	-3.0	3	0	0			
KO RET	NO	YDS	AVG	FC	LG	TD		KO RET	NO	YDS	AVG	FC	LG	TD			
Patterson	4	120	30.0	0	43	0											
Total	4	120	30.0	0	43	0		Total	0	0	---	0	---	0			
TEAM STATISTICS							MIN	NO	TEAM STATISTICS							MIN	NO
TOTAL FIRST DOWNS							13	27	FGS-PATs HAD BLOCKED							0-0	0-1
By Rushing							3	8	Net Punting Avg.							46.0	44.0
By Passing							8	17	TOTAL RETURN YARDAGE							11	-3
By Penalty							2	2	No. and Yards Punt Returns							4-11	1-3
3rd DOWN EFFICIENCY							6-15-40%	9-13-69%	No. and Yards Kickoff Returns							4-120	0-0
4th DOWN EFFICIENCY							0-0-0%	0-0-0%	No. and Yards Interception Returns							0-0	0-0
TOTAL NET YARDS							247	396	PENALTIES: No.-Yds.							5-44	4-30
Total Plays							54	68	FUMBLES: No.-Lost							0-0	1-0
Avg. Per Play							4.6	5.8	TOUCHDOWNS							0	3
NET YARDS RUSHING							59	108	Rushing							0	1
Total Rushes							22	32	Passing							0	2
Avg. Per Play							2.7	3.4	EXTRA POINTS: Made-Att.							0-0	2-3
Tackles For Loss-Yards							3-10	3-10	Kicking: Made-Att.							0-0	2-3
NET YARDS PASSING							188	288	FIELD GOALS: Made-Att.							3-3	0-0
Sacked-Yards Lost							2-15	1-5	RED ZONE EFFICIENCY							0-2-0%	2-3-67%
Gross Yards							203	293	GOAL-TO-GO EFFICIENCY							0-1-0%	1-1-100%
PASSING: Att.-Comp.-INT							30-17-0	35-27-0	SAFETIES							0	0
Avg. Per Play							5.9	8.0	FINAL SCORE							9	20
KICKOFFS: No.-In EZ-Touchbacks							4-4-4	4-4-0	TIME OF POSSESSION							26:27	33:33
PUNTS: No.-Avg.							4-45.3	4-46.8									
Had Blocked							0	0									

# 2014 GAME BY GAME REVIEW

OWNERSHIP

FOOTBALL

ADMINISTRATION

RECORDS

HISTORY



GAME

4

AT



## DALLAS

COWBOYS: 38 SAINTS: 17

AT&T STADIUM

DALLAS, TEXAS - 9/28/14

ATTENDANCE: 91,176

TIME: 3:00

The Dallas Cowboys outplayed the visiting New Orleans Saints in every facet of the game in a 38-17 beating at AT&T Stadium on Sunday Night Football.

Cowboys QB **Tony Romo** threw three touchdown passes, including two to WR **Terrence Williams**. The Cowboys gained 190 yards on the ground and forced three turnovers.

Saints QB **Drew Brees** completed 32-of-44 passes for 340 yards with two touchdowns, one interception and a 100.6 passer rating. Dallas gained 290 yards in the first half alone and took a 24-0 halftime lead.

Romo initially capped a 12-play, 80-yard drive with a six-yard touchdown pass to Williams to start the game. On Dallas' second possession in the second quarter, K **Dan Bailey** booted a 51-yard field goal for the 10-0 lead. New Orleans allowed a 15-yard touchdown run by RB **DeMarco Murray** and then let Dallas execute a two-minute drill at the end of the half that resulted in a 23-yard touchdown pass from Romo to

Williams and the 24-0 first half lead.

The Saints came out of the second half with their most impressive drive of the game to date, but it stalled at the Dallas 12-yard line and K **Shayne Graham** booted a 30-yard field goal. However Dallas responded on their next drive and Murray had a 28-yard touchdown. New Orleans' next drive seemed promising, but Dallas LB **Rolando McClain** forced TE **Jimmy Graham** to fumble at the Dallas 11 and it was recovered by S **J.J. Wilcox**.

The Saints got on the scoreboard again early in the fourth quarter when RB **Khiry Robinson** had a 62-yard run and then Brees connected with TE **Josh Hill** for a 12-yard touchdown. On their next drive, New Orleans got to within 14 on a 13-yard touchdown from Brees to Graham. The Saints got the ball back quickly on a three-and-out, but a failed fake punt attempt on their next drive hurt the New Orleans rally.

## GAME NOTES

TE **Jimmy Graham** led New Orleans in receiving with eight receptions for a game-high 86 yards and one touchdown, as he and QB **Drew Brees** had their 44th career scoring connection.

RB **Khiry Robinson**, a Texas native, started for the second consecutive week in place of an injured **Mark Ingram** and led New Orleans in rushing with eight carries for 87 yards (10.9 avg.) with a career-long 62-yard rush.

It was New Orleans' first loss at Dallas since 1991.

## SAINTS-COWBOYS GAME SUMMARY

New Orleans Saints	0	0	3	14	-	17
Dallas Cowboys	7	17	7	7	-	38

Team	Qtr	Time	Play Description (Extra Point) (Drive Info)	V-H
DAL	1	7:50	Williams 6 pass from Romo (Bailey kick) (12-80, 7:10)	0-7
DAL	2	5:38	Bailey 51 FG (7-36, 3:29)	0-10
DAL	2	4:03	Murray 15 run (Bailey kick) (2-39, 0:54)	0-17
DAL	2	0:19	Williams 23 pass from Romo (Bailey kick) (9-77, 2:15)	0-24
NO	3	11:10	S. Graham 30 FG (10-68, 3:50)	3-24
DAL	3	6:42	Murray 28 run (Bailey kick) (8-76, 4:28)	3-31
NO	4	13:35	Hill 12 pass from Brees (S. Graham kick) (2-74, 0:25)	10-31
NO	4	9:49	J. Graham 13 pass from Brees (S. Graham kick) (5-59, 1:38)	17-31
DAL	4	3:35	Bryant 18 pass from Romo (Bailey kick) (6-39, 3:13)	17-38

FIELD GOALS (made (I) and missed)

NO: S. Graham 41WR (30)

DAL: Bailey (51)

## 4 @ Dallas

### NEW ORLEANS SAINTS

RUSHING	ATT	YDS	AVG	LG	TD
K. Robinson	8	87	10.9	62	0
Thomas	2	8	4.0	8	0
Brees	1	6	6.0	6	0
Johnson	1	2	2.0	2	0
Cadet	1	1	1.0	1	0
<b>Total</b>	<b>13</b>	<b>104</b>	<b>8.0</b>	<b>62</b>	<b>0</b>

PASSING	ATT	CMP	YDS	SK/YD	TD	LG	INT
Brees	44	32	340	1/4	2	46	1
Morstead	0	0	0	1/2	0	0	0
<b>Total</b>	<b>44</b>	<b>32</b>	<b>340</b>	<b>2/6</b>	<b>2</b>	<b>46</b>	<b>1</b>

RECEIVING	NO	YDS	AVG	LG	TD
J. Graham	8	86	10.8	17	1
Cadet	6	59	9.8	31	0
Colston	5	50	10.0	22	0
Cooks	5	31	6.2	12	0
Stills	2	62	31.0	46	0
K. Robinson	2	18	9.0	12	0
P. Thomas	2	15	7.5	9	0
Hill	1	12	12.0	12t	1
Watson	1	7	7.0	7	0
<b>Total</b>	<b>32</b>	<b>340</b>	<b>10.6</b>	<b>46</b>	<b>2</b>

INT	NO	YDS	AVG	LG	TD
<b>Total</b>	<b>0</b>	<b>0</b>	<b>---</b>	<b>---</b>	<b>0</b>

PUNTING	NO	YDS	AVG	TB	I20	LG
Morstead	2	83	41.5	0	1	49
<b>Total</b>	<b>2</b>	<b>83</b>	<b>41.5</b>	<b>0</b>	<b>1</b>	<b>49</b>

PT RET	NO	YDS	AVG	FC	LG	TD
Cooks	2	15	7.5	1	10	0
Byrd	0	0	0.0	1	0	0
<b>Total</b>	<b>2</b>	<b>15</b>	<b>7.5</b>	<b>2</b>	<b>10</b>	<b>0</b>

KO RET	NO	YDS	AVG	FC	LG	TD
<b>Total</b>	<b>0</b>	<b>0</b>	<b>0.0</b>	<b>0</b>	<b>0</b>	<b>0</b>

### DALLAS COWBOYS

RUSHING	ATT	YDS	AVG	LG	TD
Murray	24	149	6.2	28t	2
Randle	4	22	5.5	14	0
Romo	6	20	3.3	21	0
Harris	1	-1	-1.0	-1	0
<b>Total</b>	<b>35</b>	<b>190</b>	<b>5.4</b>	<b>28t</b>	<b>2</b>

PASSING	ATT	CMP	YDS	SK/YD	TD	LG	INT
Romo	29	22	262	1/7	3	24	0
<b>Total</b>	<b>29</b>	<b>22</b>	<b>262</b>	<b>1/7</b>	<b>3</b>	<b>24</b>	<b>0</b>

RECEIVING	NO	YDS	AVG	LG	TD
Williams	6	77	12.8	23t	2
Witten	5	61	12.2	16	0
Bryant	3	44	14.7	18t	1
Dunbar	2	36	18.0	24	0
Harris	2	18	9.0	10	0
Beasley	2	14	7.0	10	0
Escobar	1	6	6.0	6	0
Murray	1	6	6.0	6	0
<b>Total</b>	<b>22</b>	<b>262</b>	<b>11.9</b>	<b>24</b>	<b>3</b>

INT	NO	YDS	AVG	LG	TD
Durant	1	1	1.0	1	0
<b>Total</b>	<b>1</b>	<b>1</b>	<b>1.0</b>	<b>1</b>	<b>0</b>

PUNTING	NO	YDS	AVG	TB	I20	LG
Jones	4	166	41.5	0	2	53
<b>Total</b>	<b>4</b>	<b>166</b>	<b>41.5</b>	<b>0</b>	<b>2</b>	<b>53</b>

PT RET	NO	YDS	AVG	FC	LG	TD
Harris	0	0	0.0	1	0	0
<b>Total</b>	<b>0</b>	<b>0</b>	<b>0.0</b>	<b>1</b>	<b>0</b>	<b>0</b>

KO RET	NO	YDS	AVG	FC	LG	TD
Harris	1	30	30.0	0	30	0
<b>Total</b>	<b>1</b>	<b>30</b>	<b>30.0</b>	<b>0</b>	<b>30</b>	<b>0</b>

TEAM STATISTICS	NO	DAL
TOTAL FIRST DOWNS	20	24
By Rushing	4	10
By Passing	14	14
By Penalty	2	0
3rd DOWN EFFICIENCY	4-10-40%	8-14-57%
4th DOWN EFFICIENCY	1-2-50%	0-0-0%
TOTAL NET YARDS	438	445
Total Plays	59	65
Avg. Per Play	7.4	6.8
NET YARDS RUSHING	104	190
Total Rushes	13	35
Avg. Per Play	8.0	5.4
Tackles For Loss-Yards	0-0	5-6
NET YARDS PASSING	334	255
Sacked-Yards Lost	2-6	1-7
Gross Yards	340	262
PASSING: Att.-Comp.-INT	44-32-1	29-22-0
Avg. Per Play	7.3	8.5
KICKOFFS: No.-In EZ-Touchbacks	4-4-3	7-7-7
PUNTS: No.-Avg.	2-41.5	4-41.5
Had Blocked	0	0

TEAM STATISTICS	NO	DAL
FGs-PATs HAD BLOCKED	0-0	0-0
Net Punting Avg.	41.5	37.8
TOTAL RETURN YARDAGE	15	1
No. and Yards Punt Returns	2-15	0-0
No. and Yards Kickoff Returns	0-0	1-30
No. and Yards Interception Returns	0-0	1-1
PENALTIES: No.-Yds.	3-20	6-50
FUMBLES: No.-Lost	2-2	2-0
TOUCHDOWNS	2	5
Rushing	0	2
Passing	2	3
EXTRA POINTS: Made-Att.	2-2	5-5
Kicking: Made-Att.	2-2	5-5
FIELD GOALS: Made-Att.	1-2	1-1
RED ZONE EFFICIENCY	2-3-67%	3-3-100%
GOAL-TO-GO EFFICIENCY	0-0-0%	1-1-100%
SAFETIES	0	0
FINAL SCORE	17	38
TIME OF POSSESSION	25:15	34:45

OWNERSHIP

FOOTBALL

ADMINISTRATION

RECORDS

HISTORY

# 2014 GAME BY GAME REVIEW

OWNERSHIP

FOOTBALL

ADMINISTRATION

RECORDS

HISTORY



GAME

5

VS.



## TAMPA BAY

SAINTS: 37 BUCCANEERS: 31  
MERCEDES-BENZ SUPERDOME  
NEW ORLEANS, LA. - 10/5/14  
ATTENDANCE: 73,004  
TIME: 3:29

## GAME NOTES

Second-year RB Khiry Robinson had 21 carries for 89 yards, including an 18-yard game-winning burst for a touchdown in overtime.

QB Drew Brees completed 35 of 57 passes for 371 yards with two touchdowns and three interceptions as he engineered his 24th fourth quarter/overtime comeback in the regular season as a Saint.

Rookie WR Brandin Cooks led the Saints in receiving with nine grabs for 56 yards.

RB **Khiry Robinson** scored with an 18-yard touchdown run in dramatic fashion in overtime to give New Orleans the game-winning points. After the Saints started with 13 unanswered points, the Buccaneers rallied to take a 31-20 lead in the fourth quarter, setting up an impressive comeback and Robinson's late heroics.

After New Orleans jumped out to the 13-0 early lead with two field goals and a 15-yard touchdown pass from QB **Drew Brees** to RB **Pierre Thomas**, Tampa Bay responded with 24 consecutive points, capped by a 33-yard interception return for a touchdown by LB **Danny Linsanah** early in the third quarter.

New Orleans got on the scoreboard in the second half for the first time when

Brees connected with RB **Travaris Cadet** for a five-yard touchdown to put New Orleans within four. However, Tampa Bay extended their lead to 31-20 early in the fourth quarter with a 10-play, 81-yard drive that ended with nine-yard scoring pass from QB **Mike Glennon** to RB **Robert Herron**.

New Orleans would get back within three though on a sequence that started with a 27-yard run by Thomas followed by a sack by OLB **Junior Galette** in the end zone of Glennon for a safety. Upon receiving the ball, Brees engineered an eight-play, 34-yard drive to allow K **Shayne Graham** to kick a 44-yard field goal. A final impressive New Orleans defensive series guaranteed overtime to set up Robinson's game-winning run.

## SAINTS-BUCCANEERS GAME SUMMARY

Tampa Bay Buccaneers	0	10	14	7	0	-	31
New Orleans Saints	6	7	7	11	6	-	37

Team	Qtr	Time	Play Description (Extra Point) (Drive Info)	V-H
NO	1	9:46	S. Graham 30 FG (6-48, 2:00)	0-3
NO	1	0:21	S. Graham 29 FG (12-77, 5:24)	0-6
NO	2	10:14	Thomas 15 pass from Brees (S. Graham kick) (6-60, 2:59)	0-13
TB	2	1:54	Murray 55 FG (8-19, 3:24)	3-13
TB	2	0:20	Murphy 20 pass from Glennon (Murray kick) (4-40, 1:01)	10-13
TB	3	11:59	Rainey 9 run (Murray kick) (7-80, 3:01)	17-13
TB	3	11:20	Linsanah 33 interception (Murray kick)	24-13
NO	3	4:57	Cadet 5 pass from Brees (S. Graham kick) (12-63, 6:23)	24-20
TB	4	13:28	Herron 9 pass from Glennon (Murray kick) (10-81, 6:29)	31-20
NO	4	9:28	Thomas 27 run (pass failed) (10-78, 4:00)	31-26
NO	4	6:44	Glennon sacked in end zone by Galette for a safety	31-28
NO	4	2:30	S. Graham 44 FG (8-34, 4:14)	31-31
NO	OT	9:24	Robinson 18 run (12-80, 5:36)	31-37

### FIELD GOALS (made () and missed)

TB: Murray (55)

NO: S. Graham (30) (29) (44)

## 5 vs. Tampa Bay

TAMPA BAY BUCCANEERS							NEW ORLEANS SAINTS								
RUSHING	ATT	YDS	AVG	LG	TD		RUSHING	ATT	YDS	AVG	LG	TD			
Martin	14	45	3.2	16	0		K. Robinson	21	89	4.2	18t	1			
Rainey	6	21	3.5	9t	1		Thomas	4	35	8.8	27t	1			
Glennon	1	0	0.0	0	0		Cooks	2	15	7.5	12	0			
							Johnson	1	2	2.0	2	0			
							Brees	1	-1	-1.0	-1	0			
Total	21	66	3.1	16	1		Total	29	140	4.8	27t	2			
PASSING	ATT	CMP	YDS	SK/YD	TD	LG	INT	PASSING	ATT	CMP	YDS	SK/YD	TD	LG	INT
Glennon	32	19	249	1/1	2	34	1	Brees	57	35	371	0/0	2	37	3
Total	32	19	249	1/1	2	34	1	Total	57	35	371	0/0	2	37	3
RECEIVING	NO	YDS	AVG	LG	TD			RECEIVING	NO	YDS	AVG	LG	TD		
Jackson	8	144	18.0	34	0			Cooks	9	56	6.2	16	0		
Murphy	3	35	11.7	20t	1			Thomas	8	77	9.6	19	1		
Martin	3	29	9.7	20	0			Watson	5	43	8.6	13	0		
Rainey	3	21	7.0	10	0			Colston	3	63	21.0	36	0		
Seferian-Jenkins	1	11	11.0	11	0			Hill	3	53	17.7	37	0		
Herron	1	9	9.0	9t	1			Cadet	3	19	6.3	8	1		
								J. Graham	2	36	18.0	23	0		
								Stills	1	16	16.0	16	0		
								K. Robinson	1	8	8.0	8	0		
Total	19	249	13.1	34	2			Total	35	371	10.6	37	2		
INT	NO	YDS	AVG	LG	TD			INT	NO	YDS	AVG	LG	TD		
Lansanah	1	33	33.0	33t	1			Robinson	1	0	0.0	0	0		
Banks	1	0	0.0	0	0										
Verner	1	0	0.0	0	0										
Total	3	33	11.0	33t	1			Total	1	0	0.0	0	0		
PUNTING	NO	YDS	AVG	TB	I20	LG		PUNTING	NO	YDS	AVG	TB	I20	LG	
Koenen	4	162	40.5	0	0	48		Morstead	2	97	48.5	1	0	60	
Total	4	162	40.5	0	0	48		Total	2	97	48.5	1	0	60	
PT RET	NO	YDS	AVG	FC	LG	TD		PT RET	NO	YDS	AVG	FC	LG	TD	
Patton	1	11	11.0	0	11	0		Cooks	1	0	0.0	1	0	0	
								Cadet	0	0	0.0	1	0	0	
Total	1	11	11.0	0	11	0		Total	1	0	0.0	2	0	0	
KO RET	NO	YDS	AVG	FC	LG	TD		KO RET	NO	YDS	AVG	FC	LG	TD	
Patton	3	75	25.0	0	28	0		Cadet	3	76	25.3	0	29	0	
								Cooks	1	12	12.0	0	12	0	
Total	3	75	25.0	0	28	0		Total	4	88	22.0	0	29	0	

TEAM STATISTICS				TEAM STATISTICS			
TOTAL FIRST DOWNS	20	34		FGs-PATs HAD BLOCKED	0-0	0-0	
By Rushing	4	12		Net Punting Avg.	40.5	33.0	
By Passing	13	17		TOTAL RETURN YARDAGE	44	0	
By Penalty	3	5		No. and Yards Punt Returns	1-11	1-0	
3rd DOWN EFFICIENCY	3-9-33%	6-13-46%		No. and Yards Kickoff Returns	3-75	4-88	
4th DOWN EFFICIENCY	0-0-0%	0-0-0%		No. and Yards Interception Returns	3-33	1-0	
TOTAL NET YARDS	314	511		PENALTIES: No.-Yds.	15-113	6-50	
Total Plays	54	86		FUMBLES: No.-Lost	2-0	0-0	
Avg. Per Play	5.8	5.9		TOUCHDOWNS	4	4	
NET YARDS RUSHING	66	140		Rushing	1	2	
Total Rushes	21	29		Passing	2	2	
Avg. Per Play	3.1	4.8		Interceptions	1	0	
Tackles For Loss-Yards	1-5	4-7		EXTRA POINTS: Made-Att.	4-4	2-3	
NET YARDS PASSING	248	371		Kicking: Made-Att.	4-4	2-2	
Sacked-Yards Lost	1-1	0-0		Passing: Made-Att.	0-0	0-1	
Gross Yards	249	371		FIELD GOALS: Made-Att.	1-1	3-3	
PASSING: Att.-Comp.-INT	32-19-1	57-35-3		RED ZONE EFFICIENCY	2-2-100%	3-5-60%	
Avg. Per Play	7.5	6.5		GOAL-TO-GO EFFICIENCY	2-2-100%	1-1-100%	
KICKOFFS: No.-In EZ-Touchbacks	8-5-4	7-7-4		SAFETIES	0	1	
PUNTS: No.-Avg.	4-40.5	2-48.5		FINAL SCORE	31	37	
Had Blocked	0	0		TIME OF POSSESSION	27:04	38:32	

OWNERSHIP

FOOTBALL

ADMINISTRATION

RECORDS

HISTORY

# 2014 GAME BY GAME REVIEW

OWNERSHIP

FOOTBALL

ADMINISTRATION

RECORDS

HISTORY



GAME

6

AT



## DETROIT

LIONS: 24 SAINTS: 23

FORD FIELD

DETROIT, MI. - 10/19/14

ATTENDANCE: 63,271

TIME: 3:11

Lions QB **Matthew Stafford's** five-yard touchdown pass to WR **Corey Fuller** with 1:48 remaining gave Detroit the victory at Ford Field. A defensive pass interference penalty on a fourth-and-five play at the New Orleans nine-yard line gave the Lions three yards and a fresh set of downs in the series.

The final touchdown connection capped a fourth quarter where each team scored twice, however Detroit's were two touchdowns, while New Orleans was forced to kick field goals on both occasions as their 23-10 lead evaporated.

The Lions responded to a 13-yard touchdown connection between QB **Drew Brees** and FB **Austin Johnson** at the start of the second quarter with a 21-yard field goal by K **Matt Prater**. On the last play of the first half Saints K **Shayne Graham** booted a 27-yard field goal to extend New Orleans' edge to 10-3.

## GAME NOTES

With the loss, New Orleans had lost three of their first four road contests by a total of six points.

With QB **Drew Brees' second** quarter 13-yard touchdown pass to FB **Austin Johnson**, Johnson became the 46th player overall and 32nd Saint to catch a touchdown from Brees.

WR **Marques Colston** had six receptions for 111 yards, the 27th 100-yard receiving performance of his career, ranked second in club record books.

New Orleans then broke the game open on the fourth play from scrimmage of the third quarter when Brees connected with WR **Kenny Stills** for a 46-yard touchdown. Stafford responded by leading the Lions on a 12-play, 80-yard drive that ended with a one-yard touchdown run by RB **Joique Bell**.

At the start of the fourth quarter, Graham booted a 48-yard field goal to increase the Saints' lead to 20-10. S **Kenny Vaccaro** then picked off Stafford to set up another field goal. However on Detroit's next possession, WR **Golden Tate** turned a short catch into a 73-yard touchdown reception, making several Saints defenders miss. On New Orleans' next possession, Brees was picked off by Detroit S **Glover Quin**, who returned it to the Saints 14-yard line. Detroit then advanced to the nine and after the penalty, Stafford found Fuller in the end zone three plays later for the game-winning touchdown.

## SAINTS-LIONS GAME SUMMARY

New Orleans Saints  
Detroit Lions

0 10 7 6 - 23  
0 3 7 14 - 24

Team	Qtr	Time	Play Description (Extra Point) (Drive Info)	V-H
NO	2	13:56	Johnson 13 pass from Brees (S. Graham kick 4-29, 1:16)	7-0
DET	2	5:29	Prater 21 FG (6-44, 2:18)	7-3
NO	2	0:00	S. Graham 27 FG (8-80, 1:32)	10-3
NO	3	13:42	Stills 46 pass from Brees (S. Graham kick) (4-80, 1:18)	17-3
DET	3	6:19	Bell 1 run (Prater kick) (12-80, 7:23)	17-10
NO	4	13:33	S. Graham 48 FG (11-69, 5:03)	20-10
NO	4	5:24	S. Graham 36 FG (6-31, 3:19)	23-10
DET	4	3:38	Tate 73 pass from Stafford (Prater kick) (6-90, 1:46)	23-17
DET	4	1:48	Fuller 5 pass from Stafford (Prater kick) (6-14, 1:22)	23-24

FIELD GOALS (made () and missed)

NO: S. Graham (27) (48) (36)

DET: Prater (21)

## 6 @ Detroit

### NEW ORLEANS SAINTS

RUSHING	ATT	YDS	AVG	LG	TD
K. Robinson	3	26	8.7	17	0
Ingram	10	16	1.6	14	0
Thomas	6	13	2.2	12	0
Brees	1	13	13.0	13	0
Johnson	1	5	5.0	5	0
<b>Total</b>	<b>21</b>	<b>73</b>	<b>3.5</b>	<b>17</b>	<b>0</b>

PASSING	ATT	CMP	YDS	SK/YD	TD	LG	INT
Brees	45	28	342	1/7	2	46t	1
<b>Total</b>	<b>45</b>	<b>28</b>	<b>342</b>	<b>1/7</b>	<b>2</b>	<b>46t</b>	<b>1</b>

RECEIVING	NO	YDS	AVG	LG	TD
Colston	6	111	18.5	23	0
Cadet	6	51	8.5	25	0
Stills	5	103	20.6	46t	1
Thomas	4	17	4.3	10	0
Cooks	2	23	11.5	14	0
Ingram	2	13	6.5	10	0
Johnson	1	13	13.0	13t	1
Hill	1	8	8.0	8	0
Watson	1	3	3.0	3	0
<b>Total</b>	<b>28</b>	<b>342</b>	<b>12.2</b>	<b>46t</b>	<b>2</b>

INT	NO	YDS	AVG	LG	TD
Vaccaro	1	45	45.0	45	0
Lewis	1	0	0.0	0	0
<b>Total</b>	<b>2</b>	<b>45</b>	<b>22.5</b>	<b>45</b>	<b>0</b>

PUNTING	NO	YDS	AVG	TB	I20	LG
Morstead	4	168	42.0	0	1	47
<b>Total</b>	<b>4</b>	<b>168</b>	<b>42.0</b>	<b>0</b>	<b>1</b>	<b>47</b>

PT RET	NO	YDS	AVG	FC	LG	TD
Cooks	1	15	15.0	2	15	0
<b>Total</b>	<b>1</b>	<b>15</b>	<b>15.0</b>	<b>2</b>	<b>15</b>	<b>0</b>

KO RET	NO	YDS	AVG	FC	LG	TD
	0	0	0.0	0	0	0
<b>Total</b>	<b>0</b>	<b>0</b>	<b>0.0</b>	<b>0</b>	<b>0</b>	<b>0</b>

TEAM STATISTICS	NO	DET
<b>TOTAL FIRST DOWNS</b>	<b>25</b>	<b>21</b>
By Rushing	5	4
By Passing	15	13
By Penalty	5	4
<b>3rd DOWN EFFICIENCY</b>	<b>3-12-25%</b>	<b>7-15-47%</b>
<b>4th DOWN EFFICIENCY</b>	<b>1-2-50%</b>	<b>0-0-0%</b>
<b>TOTAL NET YARDS</b>	<b>408</b>	<b>344</b>
Total Plays	67	67
Avg. Per Play	6.1	5.1
<b>NET YARDS RUSHING</b>	<b>73</b>	<b>59</b>
Total Rushes	21	24
Avg. Per Play	3.5	2.5
Tackles For Loss-Yards	4-14	3-5
<b>NET YARDS PASSING</b>	<b>335</b>	<b>285</b>
Sacked-Yards Lost	1-7	3-14
Gross Yards	342	299
<b>PASSING: Att.-Comp.-INT</b>	<b>45-28-1</b>	<b>40-27-2</b>
Avg. Per Play	7.3	6.6
<b>KICKOFFS: No.-In EZ-Touchbacks</b>	<b>5-5-3</b>	<b>5-5-5</b>
<b>PUNTS: No.-Avg.</b>	<b>4-42.0</b>	<b>5-42.6</b>
Had Blocked	0	0

RUSHING	ATT	YDS	AVG	LG	TD
Bell	18	48	2.7	11	1
Bush	4	10	2.5	5	0
Stafford	2	1	0.5	2	0
<b>Total</b>	<b>24</b>	<b>59</b>	<b>2.5</b>	<b>11</b>	<b>1</b>

PASSING	ATT	CMP	YDS	SK/YD	TD	LG	INT
Stafford	40	27	299	3/14	2	73t	2
<b>Total</b>	<b>40</b>	<b>27</b>	<b>299</b>	<b>3/14</b>	<b>2</b>	<b>73t</b>	<b>2</b>

RECEIVING	NO	YDS	AVG	LG	TD
Tate	10	154	15.4	73t	1
Bush	5	22	4.4	11	0
Pettigrew	4	28	7.0	13	0
Fuller	3	44	14.7	21	1
Ross	3	32	10.7	26	0
Bell	2	19	9.5	13	0
<b>Total</b>	<b>27</b>	<b>299</b>	<b>11.1</b>	<b>73t</b>	<b>2</b>

INT	NO	YDS	AVG	LG	TD
Quin	1	23	23.0	23	0
<b>Total</b>	<b>1</b>	<b>23</b>	<b>23.0</b>	<b>23</b>	<b>0</b>

PUNTING	NO	YDS	AVG	TB	I20	LG
Martin	5	213	42.6	0	4	57
<b>Total</b>	<b>5</b>	<b>213</b>	<b>42.6</b>	<b>0</b>	<b>4</b>	<b>57</b>

PT RET	NO	YDS	AVG	FC	LG	TD
Ross	0	0	0.0	3	0	0
<b>Total</b>	<b>0</b>	<b>0</b>	<b>0.0</b>	<b>3</b>	<b>0</b>	<b>0</b>

KO RET	NO	YDS	AVG	FC	LG	TD
Ross	2	47	23.5	0	24	0
<b>Total</b>	<b>2</b>	<b>47</b>	<b>23.5</b>	<b>0</b>	<b>24</b>	<b>0</b>

TEAM STATISTICS	NO	DET
<b>FGs-PATs HAD BLOCKED</b>	<b>0-0</b>	<b>0-0</b>
Net Punting Avg.	42.0	39.6
<b>TOTAL RETURN YARDAGE</b>	<b>60</b>	<b>23</b>
No. and Yards Punt Returns	1-15	0-0
No. and Yards Kickoff Returns	0-0	2-47
No. and Yards Interception Returns	2-45	1-23
<b>PENALTIES: No.-Yds.</b>	<b>12-134</b>	<b>9-71</b>
<b>FUMBLES: No.-Lost</b>	<b>1-1</b>	<b>0-0</b>
<b>TOUCHDOWNS</b>	<b>2</b>	<b>3</b>
Rushing	0	1
Passing	2	2
<b>EXTRA POINTS: Made-Att.</b>	<b>2-2</b>	<b>3-3</b>
Kicking: Made-Att.	2-2	3-3
<b>FIELD GOALS: Made-Att.</b>	<b>3-3</b>	<b>1-1</b>
<b>RED ZONE EFFICIENCY</b>	<b>1-3-33%</b>	<b>2-4-50%</b>
<b>GOAL-TO-GO EFFICIENCY</b>	<b>1-2-50%</b>	<b>2-3-67%</b>
<b>SAFETIES</b>	<b>0</b>	<b>0</b>
<b>FINAL SCORE</b>	<b>23</b>	<b>24</b>
<b>TIME OF POSSESSION</b>	<b>27:42</b>	<b>32:18</b>

OWNERSHIP

FOOTBALL

ADMINISTRATION

RECORDS

HISTORY

# 2014GAMEBYGAMEREVIEW

OWNERSHIP

FOOTBALL

ADMINISTRATION

RECORDS

HISTORY



GAME

7

VS.



## GREEN BAY

SAINTS: 44 PACKERS: 23  
MERCEDES-BENZ SUPERDOME  
NEW ORLEANS, LA. - 10/26/14  
ATTENDANCE: 73,146  
TIME: 3:03

## GAME NOTES

ILB David Hawthorne had a third quarter interception of Packers QB Aaron Rodgers and also combined on a key fourth down stop with DE Tyrunn Walker.

The victory broke a two-game losing streak by New Orleans vs. Green Bay and extended a prime time home win streak to 12 contests and a team-record home win streak to 11, where both would end.

RB Mark Ingram carried 24 times for a career-high 172 yards (7.2 avg.) with one touchdown.

Behind monster performances by QB **Drew Brees** and RB **Mark Ingram**, the Saints improved to 3-4, with their team-record 11th consecutive win at home. Ingram rushed for a career-high 172 yards with one touchdown and Brees tossed for 311 yards and three touchdowns with a 138.4 passer rating.

Despite giving up 491 total net yards, the defense came up big with a pair of interceptions of Packers QB **Aaron Rodgers**, both that led to touchdowns and a key fourth down stop that gave New Orleans the ball back to drive for seven more points.

The first half featured eight lead changes as the Packers and Saints each traded a touchdown and then alternated

with three field goals apiece.

In the middle of the third quarter, New Orleans broke things open by taking advantage of a pick by ILB **David Hawthorne** with Brees tossing a 50-yard touchdown to WR **Brandin Cooks**. Hawthorne and DE **Tyrunn Walker** stopped a fourth-and-one attempt by RB **Eddie Lacy** on Green Bay's next possession and Brees threw a 22-yard touchdown pass to TE **Jimmy Graham**.

On the second play of the fourth quarter, CB **Corey White** picked off Rodgers and Brees completed a two-yard touchdown to TE **Josh Hill**. Green Bay got another touchdown on a Rodgers run, but the Saints sealed the Sunday Night victory with a 21-yard Ingram rushing touchdown.

## SAINTS-PACKERS GAME SUMMARY

Green Bay Packers	10	6	0	7	-	23
New Orleans Saints	10	6	14	14	-	44

Team	Qtr	Time	Play Description (Extra Point) (Drive Info)	V-H
GB	1	12:57	Cobb 70 pass from Rodgers (Crosby kick) (5-80, 2:03)	7-0
NO	1	9:20	Cooks 4 run (S. Graham kick) (7-80, 3:37)	7-7
GB	1	6:08	Crosby 31 FG (7-67, 3:12)	10-7
NO	1	1:42	S. Graham 31 FG (10-33, 4:26)	10-10
GB	2	13:08	Crosby 49 FG (9-49, 3:34)	13-10
NO	2	5:52	S. Graham 29 FG (15-69, 7:16)	13-13
GB	2	1:51	Crosby 27 FG (9-71, 4:01)	16-13
NO	2	0:00	S. Graham 37 FG (7-61, 1:51)	16-16
NO	3	5:35	Cooks 50 pass from Brees (S. Graham kick) (4-88, 2:03)	16-23
NO	3	2:06	J. Graham 22 pass from Brees (S. Graham kick) (4-40, 1:26)	16-30
NO	4	9:51	Hill 2 pass from Brees (S. Graham kick) (7-71, 4:23)	16-37
GB	4	5:07	Rodgers 14 run (Crosby kick) (11-80, 4:44)	23-37
NO	4	3:16	Ingram 21 run (S. Graham kick) (5-32, 1:51)	23-44

FIELD GOALS (made ( ) and missed)

GB: Crosby (31) (49) (27)

NO: S. Graham (31) (29) (37)

## 7 vs. Green Bay

GREEN BAY PACKERS							NEW ORLEANS SAINTS								
RUSHING	ATT	YDS	AVG	LG	TD		RUSHING	ATT	YDS	AVG	LG	TD			
Lacy	13	59	4.5	19	0		Ingram	24	172	7.2	28	1			
A. Rodgers	2	21	10.5	14t	1		Cadet	1	7	7.0	7	0			
Starks	2	5	2.5	3	0		Brees	1	6	6.0	6	0			
Harris	2	4	2.0	4	0		Cooks	1	4	4.0	4t	1			
							Lorig	2	3	1.5	4	0			
							Johnson	2	1	0.5	2	0			
Total	19	89	4.7	19	1		Total	31	193	6.2	28	2			
PASSING	ATT	CMP	YDS	SK/YD	TD	LG	INT	PASSING	ATT	CMP	YDS	SK/YD	TD	LG	INT
A. Rodgers	39	28	418	3/19	1	70t	2	Brees	32	27	311	2/9	3	50t	0
Flynn	1	1	8	1/5	0	8	0								
Total	40	29	426	4/24	1	70t	2	Total	32	27	311	2/9	3	50t	0
RECEIVING	NO	YDS	AVG	LG	TD			RECEIVING	NO	YDS	AVG	LG	TD		
Lacy	8	123	15.4	67	0			Cooks	6	94	15.7	50t	1		
Adams	7	75	10.7	16	0			J. Graham	5	59	11.8	22t	1		
Cobb	5	126	25.2	70t	1			Stills	4	57	14.3	45	0		
R. Rodgers	4	58	14.5	22	0			Colston	4	49	12.3	20	0		
Nelson	3	25	8.3	9	0			Cadet	4	40	10.0	16	0		
Quarless	2	19	9.5	13	0			Lorig	1	5	5.0	5	0		
								Ingram	1	3	3.0	3	0		
								Johnson	1	2	2.0	2	0		
								Hill	1	2	2.0	2t	1		
Total	29	426	14.7	70t	1			Total	27	311	11.5	50t	3		
INT	NO	YDS	AVG	LG	TD			INT	NO	YDS	AVG	LG	TD		
								Hawthorne	1	10	10.0	10	0		
								White	1	0	0.0	0	0		
Total	0	0	0.0	0	0			Total	2	10	5.0	10	0		
PUNTING	NO	YDS	AVG	TB	I20	LG		PUNTING	NO	YDS	AVG	TB	I20	LG	
Total	0	0	0.0	0	0	0		Total	0	0	0.0	0	0	0	
PT RET	NO	YDS	AVG	FC	LG	TD		PT RET	NO	YDS	AVG	FC	LG	TD	
Total	0	0	0.0	0	0	0		Total	0	0	0.0	0	0	0	
KO RET	NO	YDS	AVG	FC	LG	TD		KO RET	NO	YDS	AVG	FC	LG	TD	
Total	0	0	0.0	0	0	0		Total	0	0	0.0	0	0	0	

TEAM STATISTICS	GB	NO	TEAM STATISTICS	GB	NO
TOTAL FIRST DOWNS	23	28	FGs-PATs HAD BLOCKED	0-0	0-0
By Rushing	5	11	Net Punting Avg.	0.0	0.0
By Passing	16	15	TOTAL RETURN YARDAGE	0	10
By Penalty	2	2	No. and Yards Punt Returns	0-0	0-0
3rd DOWN EFFICIENCY	1-7-14%	6-10-60%	No. and Yards Kickoff Returns	0-0	0-0
4TH DOWN EFFICIENCY	1-2-50%	0-1-0%	No. and Yards Interception Returns	0-0	2-10
TOTAL NET YARDS	491	495	PENALTIES: No.-Yds.	8-84	4-35
Total Plays	63	65	FUMBLES: No.-Lost	1-1	1-1
Avg. Per Play	7.8	7.6	TOUCHDOWNS	2	5
NET YARDS RUSHING	89	193	Rushing	1	2
Total Rushes	19	31	Passing	1	3
Avg. Per Play	4.7	6.2	EXTRA POINTS: Made-Att.	2-2	5-5
Tackles For Loss-Yards	2-4	3-3	Kicking: Made-Att.	2-2	5-5
NET YARDS PASSING	402	302	FIELD GOALS: Made-Att.	3-3	3-3
Sacked-Yards Lost	4-24	2-9	RED ZONE EFFICIENCY	1-4-25%	2-6-33%
Gross Yards	426	311	GOAL-TO-GO EFFICIENCY	0-2-0%	2-2-100%
PASSING: Att.-Comp.-INT	40-29-2	32-27-0	SAFETIES	0	0
Avg. Per Play	9.1	8.9	FINAL SCORE	23	44
KICKOFFS: No.-In EZ-Touchbacks	6-4-4	8-8-8	TIME OF POSSESSION	28:21	31:39
PUNTS: No.-Avg.	0-0-0	0-0-0			
Had Blocked	0	0			

OWNERSHIP

FOOTBALL

ADMINISTRATION

RECORDS

HISTORY

# 2014 GAME BY GAME REVIEW


OWNERSHIP

FOOTBALL

ADMINISTRATION

RECORDS

HISTORY



GAME

8

AT



## CAROLINA

SAINTS: 28 PANTHERS: 10  
BANK OF AMERICA STADIUM  
CHARLOTTE, N.C. - 10/30/14  
ATTENDANCE: 73,663  
TIME: 2:53

New Orleans gained 375 yards of offense and converted seven-of-13 third down attempts, while the defense surrendered a season-low 231 total net yards to improve to 4-4 at the season's midpoint in a nationally televised Thursday Night Football contest.

The Saints took a 7-0 second quarter lead when OLB **Junior Galette** forced Panthers QB **Cam Newton** to fumble with a sack and the ball was recovered by ILB **Curtis Lofton** at the four-yard line, setting up two rushes by RB **Mark Ingram**, the second a three-yard touchdown run. When the Panthers got the ball back, the New Orleans defense forced a three-and-out, aided by a sack from DE **Cameron Jordan**. With 1:49 remaining in the half, QB **Drew Brees** engineered an efficient, 10-play, 85-yard drive, ending with a one-yard touchdown pass to TE **Jimmy Graham** with three seconds left to give the Saints a 14-0 half-time lead.

Carolina got back within striking distance in the third quarter with a 10-yard

touchdown run by Newton to complete a 10-play, 81-yard drive.

However New Orleans extended the lead to 21-7 when they got the ball back, with Brees driving the Saints offense 80 yards in 14 plays and he dove into the end zone on a quarterback sneak. Panthers K **Graham Gano** booted a 31-yard field goal at the start of the fourth quarter. But the Saints ended the Panthers chances on a 13-play, 80-yard drive that ended with a second three-yard touchdown run by Ingram.

Ingram carried a career-high 30-times for 100 yards as he recorded back-to-back 100-yard rushing performances for the first time in his four-year career. Brees completed 24-of-34 passes for 297 yards with one touchdown, one interception and his rushing touchdown.

Defensively, Galette enjoyed a dominating performance with five tackles, two quarterback takedowns and the forced fumble as he was named NFC Defensive Player of the Week for the first time in his five-year career.

## GAME NOTES

The Saints outgained the Panthers 375-231. The 231 yards were the fewest surrendered by the Saints in 2014.

TE **Jimmy Graham** led all players in receiving with seven receptions for 83 yards with one touchdown.

ILB **Curtis Lofton** led the Saints with 11 tackles (10 solo) and one fumble recovery.

OLB **Junior Galette** led the Saints with two sacks and one forced fumble to capture NFC Defensive Player of the Week.

## SAINTS - PANTHERS GAME SUMMARY

New Orleans Saints  
Carolina Panthers

0 14 7 7 - 28  
0 0 7 3 - 10

Team	Qtr	Time	Play Description (Extra Point) (Drive Info)	V-H
NO	2	2:38	Ingram 3 run (S. Graham kick) (2-4, 0:42)	7-0
NO	2	0:03	J. Graham 1 pass from Brees (S. Graham kick) (10-85, 1:46)	14-0
CAR	3	10:14	Newton 10 run (Gano kick) (10-81, 4:46)	14-7
NO	3	4:04	Brees 1 run (S. Graham kick) (14-80, 6:10)	21-7
CAR	4	12:57	Gano 31 FG (8-54, 2:53)	21-10
NO	4	5:30	Ingram 3 run (S. Graham kick) (13-80, 7:27)	28-10

FIELD GOALS (made (I) and missed)

NO: None

CAR: Gano (31)

## 8 @ Carolina

NEW ORLEANS SAINTS							CAROLINA PANTHERS								
RUSHING	ATT	YDS	AVG	LG	TD		RUSHING	ATT	YDS	AVG	LG	TD			
Ingram	30	100	3.3	19	2		Stewart	8	46	5.8	13	0			
Brees	4	2	0.5	3	1		Newton	7	43	6.1	14	1			
Baker	1	2	2.0	2	0		D. Williams	7	20	2.9	7	0			
Cadet	2	1	0.5	3	0										
Total	37	105	2.8	19	3		Total	22	109	5.0	14	1			
PASSING	ATT	CMP	YDS	SK/YD	TD	LG	INT	PASSING	ATT	CMP	YDS	SK/YD	TD	LG	INT
Brees	34	24	297	4/27	1	27	1	Newton	28	10	151	4/29	0	47	1
Total	34	24	297	4/27	1	27	1	Total	28	10	151	4/29	0	47	1
RECEIVING	NO	YDS	AVG	LG	TD			RECEIVING	NO	YDS	AVG	LG	TD		
J. Graham	7	83	11.9	27	1			Olsen	3	30	10.0	11	0		
Stills	5	72	14.4	18	0			Cotchery	2	59	29.5	47	0		
Cooks	3	38	12.7	18	0			Benjamin	2	18	9.0	12	0		
Colston	3	36	12.0	22	0			D.Williams	1	30	30.0	30	0		
Cadet	3	29	9.7	20	0			Avant	1	8	8.0	8	0		
Meachem	1	25	25.0	25	0			B. Williams	1	6	6.0	6	0		
Ingram	1	10	10.0	10	0										
Watson	1	4	4.0	4	0			Total	10	151	15.1	47	0		
Total	24	297	12.4	27	1										
INT	NO	YDS	AVG	LG	TD			INT	NO	YDS	AVG	LG	TD		
White	1	2	2.0	2	0			Edwards	1	24	24.0	24	0		
Total	1	2	2.0	2	0			Total	1	24	24.0	24	0		
PUNTING	NO	YDS	AVG	TB	I20	LG		PUNTING	NO	YDS	AVG	TB	I20	LG	
Morstead	4	187	46.8	0	2	52		Nortman	6	253	42.1	0	3	58	
Total	4	187	46.8	0	2	52		Total	6	253	42.1	0	3	58	
PT RET	NO	YDS	AVG	FC	LG	TD		PT RET	NO	YDS	AVG	FC	LG	TD	
Cooks	2	2	1.0	4	2	0		Bersin	0	0	0.0	3	0	0	
Total	2	2	1.0	4	2	0		Total	0	0	0.0	3	0	0	
KO RET	NO	YDS	AVG	FC	LG	TD		KO RET	NO	YDS	AVG	FC	LG	TD	
								Bersin	3	63	21.0	0	31	0	
								Webb	1	26	26.0	0	26	0	
Total	0	0	0.0	0	0	0		Total	4	89	22.3	0	31	0	

TEAM STATISTICS	NO	CAR	TEAM STATISTICS	NO	CAR
TOTAL FIRST DOWNS	27	15	FGs-PATs HAD BLOCKED	0-0	0-0
By Rushing	7	7	Net Punting Avg.	46.8	41.8
By Passing	17	6	TOTAL RETURN YARDAGE	4	24
By Penalty	3	2	No. and Yards Punt Returns	2-2	0-0
3rd DOWN EFFICIENCY	7-13-54%	6-14-43%	No. and Yards Kickoff Returns	0-0	4-89
4th DOWN EFFICIENCY	1-1-100%	0-0-0%	No. and Yards Interception Returns	1-2	1-24
TOTAL NET YARDS	375	231	PENALTIES: No.-Yds.	4-36	6-67
Total Plays	75	54	FUMBLES: No.-Lost	3-1	1-1
Avg. Per Play	5.0	4.3	TOUCHDOWN	4	1
NET YARDS RUSHING	105	109	Rushing	3	1
Total Rushes	37	22	Passing	1	0
Avg. Per Play	2.8	5.0	EXTRA POINTS: Made-Att.	4-4	1-1
Tackles For Loss-Yards	2-3	2-11	Kicking: Made-Att.	4-4	1-1
NET YARDS PASSING	270	122	FIELD GOALS: Made-Att.	0-0	1-1
Sacked-Yards Lost	4-27	4-29	RED ZONE EFFICIENCY	4-5-80%	1-2-50%
Gross Yards	297	151	GOAL-TO-GO EFFICIENCY	4-4-100%	1-2-50%
PASSING: Att.-Comp.-INT	34-24-1	28-10-1	SAFETIES	0	0
Avg. Per Play	7.1	3.8	FINAL SCORE	28	10
KICKOFFS: No.-In EZ-Touchbacks	5-4-1	3-3-3	TIME OF POSSESSION	35:18	24:42
PUNTS: No.-Avg.	4-46.8	6-42.2			
Had Blocked	0	0			

OWNERSHIP

FOOTBALL

ADMINISTRATION

RECORDS

HISTORY

# 2014 GAME BY GAME REVIEW



GAME

9

VS.



## SAN FRANCISCO

49ERS: 27 SAINTS: 24  
 MERCEDES-BENZ SUPERDOME  
 NEW ORLEANS, LA. - 11/9/14  
 ATTENDANCE: 73,129  
 TIME: 3:38

## GAME NOTES

**New Orleans lost the contest despite outgaining the 49ers 423-330, losing the turnover battle 3-1.**

**QB Drew Brees completed 28-of-47 passes for 292 yards and three touchdown throws.**

**TE Jimmy Graham hauled in 10 passes, to tie a career-high and lead the team in receiving for 76 yards and two touchdowns.**

**RB Mark Ingram carried 27 times for 120 yards for his third straight 100-yard game.**

The Saints battled back from an early, two-touchdown deficit to take a three-point lead with under two minutes left in the contest, but a fumble in overtime would be too much to overcome.

San Francisco scored the game's first two touchdowns, both on first quarter runs by RBs **Frank Gore**, for four yards and **Carlos Hyde** from nine yards out.

After a 29-yard kickoff return by RB **Travis Cadet**, the Saints put together a 10-play, 54-yard march ending with a 40-yard field goal by K **Shayne Graham**. In the second quarter, QB **Drew Brees** and WR **Brandin Cooks** connected on a 31-yard touchdown. San Francisco quickly responded though when QB **Colin Kaepernick** threw a 15-yard touchdown to WR **Anquan Boldin**.

In the second half, the Saints experienced a surge when Brees completed two touchdown passes to TE **Jimmy Graham**, the second one, a two-yard scoring throw with 1:52 left in the contest.

Despite San Francisco being on death's door late in the contest, Kaepernick rallied the 49ers on a fourth and 10 situation with when he completed a 51-yard pass to WR **Michael Crabtree** to advance to the New Orleans 27-yard line. Following three straight incomplete passes, San Francisco K **Phil Dawson** drilled a 45-yard field goal with 44 seconds left in the contest. New Orleans would have one more shot in regulation and Brees completed a throw to Graham just short of the end zone as time expired and it appeared that he landed inside with the game-winning grab. However, Graham was assessed an offensive pass interference penalty and the touchdown was nullified.

Both teams' first drives in overtime each ended in punts. Following a 49ers punt, after advanced to their 20, Brees was sacked two consecutive times, the second by 49ers LB **Ahmad Brooks** who forced a fumble that was recovered by LB **Chris Borland**, setting up an easy 35-yard field goal by Dawson.

## SAINTS-49ERS GAME SUMMARY

San Francisco 49ers	14	7	0	3	3	-	27
New Orleans Saints	3	7	7	7	0	-	24

Team	Qtr	Time	Play Description (Extra Point) (Drive Info)	V-H
SF	1	13:01	Gore 4 run (Dawson kick) (3-19, 1:05)	7-0
SF	1	4:17	Hyde 9 run (S. Graham kick) (13-79, 7:15)	14-0
NO	1	0:03	S. Graham 40 FG (10-54, 4:14)	14-3
NO	2	9:13	Cooks 31 pass from Brees (S. Graham kick) (5-60, 2:38)	14-10
SF	2	4:45	Boldin 15 pass from Kaepernick (Dawson Kick) (8-80, 4:28)	21-10
NO	3	2:49	J. Graham 11 pass from Brees (S. Graham kick) (10-64, 3:55)	21-17
NO	4	1:52	J. Graham 2 pass from Brees (S. Graham kick) (12-80, 5:23)	21-24
SF	4	0:44	Dawson 45 FG (8-51, 1:08)	24-24
SF	OT	5:14	Dawson 35 FG (1-0, 0:04)	27-24

**FIELD GOALS (made (I) and missed)**

**SF:** Dawson (45) (35)

**NO:** S. Graham (40)

## 9 vs. San Francisco

SAN FRANCISCO 49ERS							NEW ORLEANS SAINTS								
RUSHING	ATT	YDS	AVG	LG	TD		RUSHING	ATT	YDS	AVG	LG	TD			
Gore	23	81	3.5	11	1		Ingram	27	120	4.4	11	0			
Hyde	4	36	9.0	15	1		Cadet	2	9	4.5	8	0			
Kaepernick	4	24	6.0	19	0		Brees	2	7	3.5	5	0			
Miller	1	3	3.0	3	0										
Total	32	144	4.5	19	2		Total	31	136	4.4	11	0			
PASSING	ATT	CMP	YDS	SK/YD	TD	LG	INT	PASSING	ATT	CMP	YDS	SK/YD	TD	LG	INT
Kaepernick	32	14	210	4/24	1	51	0	Brees	47	28	292	2/5	3	40	2
Total	32	14	210	4/24	1	51	0	Total	47	28	292	2/5	3	40	2
RECEIVING	NO	YDS	AVG	LG	TD			RECEIVING	NO	YDS	AVG	LG	TD		
Boldin	6	95	15.8	25	1			J. Graham	10	76	7.6	15	2		
Crabtree	3	62	20.7	51	0			Cooks	5	90	18.0	40	1		
Johnson	3	43	14.3	20	0			Stills	3	26	8.7	16	0		
Davis	1	8	8.0	8	0			Ingram	3	19	6.3	8	0		
Gore	1	2	2.0	2	0			Cadet	3	18	6.0	13	0		
								Colston	2	36	18.0	24	0		
								Lorig	1	14	14.0	14	0		
								Watson	1	13	13.0	13	0		
Total	14	210	15.0	51	1			Total	28	292	10.4	40	3		
INT	NO	YDS	AVG	LG	TD			INT	NO	YDS	AVG	LG	TD		
Culliver	1	29	29.0	29	0										
Bethea	1	22	22.0	22	0										
Total	2	51	25.5	29	0			Total	0	0	0.0	0	0		
PUNTING	NO	YDS	AVG	TB	I20	LG		PUNTING	NO	YDS	AVG	TB	I20	LG	
Lee	7	313	44.7	1	3	57		Morstead	6	299	49.8	2	1	54	
Total	7	313	44.7	1	3	57		Total	6	299	49.8	2	1	54	
PT RET	NO	YDS	AVG	FC	LG	TD		PT RET	NO	YDS	AVG	FC	LG	TD	
Cox	2	7	3.5	0	7	0		Cooks	1	4	4.0	2	4	0	
Ellington	2	0	0.0	0	2	0									
Total	4	7	1.8	0	7	0		Total	1	4	4.0	2	4	0	
KO RET	NO	YDS	AVG	FC	LG	TD		KO RET	NO	YDS	AVG	FC	LG	TD	
Hyde	3	82	27.3	0	30	0		Cadet	4	96	24.0	0	29	0	
Ellington	1	19	19.0	0	19	0									
Total	4	101	25.3	0	30	0		Total	4	96	24.0	0	29	0	

TEAM STATISTICS	SF	NO	TEAM STATISTICS	SF	NO
TOTAL FIRST DOWNS	21	23	FGs-PATs HAD BLOCKED	0-0	0-0
By Rushing	10	7	Net Punting Avg.	41.3	42.0
By Passing	10	15	TOTAL RETURN YARDAGE	58	4
By Penalty	1	1	No. and Yards Punt Returns	4-7	1-4
3rd DOWN EFFICIENCY	6-15-40%	8-18-44%	No. and Yards Kickoff Returns	4-101	4-96
4th DOWN EFFICIENCY	1-1-100%	2-2-100%	No. and Yards Interception Returns	2-51	0-0
TOTAL NET YARDS	330	423	PENALTIES: No.-Yds.	2-15	6-43
Total Plays	68	80	FUMBLES: No.-Lost	1-1	2-1
Avg. Per Play	4.9	5.3	TOUCHDOWNS	3	3
NET YARDS RUSHING	144	136	Rushing	2	0
Total Rushes	32	31	Passing	1	3
Avg. Per Play	4.5	4.4	EXTRA POINTS: Made-Att.	3-3	3-3
Tackles For Loss-Yards	2-4	1-1	Kicking: Made-Att.	3-3	3-3
NET YARDS PASSING	186	287	FIELD GOALS: Made-Att.	2-2	1-1
Sacked-Yards Lost	4-24	2-5	RED ZONE EFFICIENCY	3-4-75%	2-2-100%
Gross Yards	210	292	GOAL-TO-GO EFFICIENCY	2-2-100%	1-1-100%
PASSING: Att.-Comp.-INT	32-14-0	47-28-2	SAFETIES	0	0
Avg. Per Play	5.2	5.9	FINAL SCORE	27	24
KICKOFFS: No.-In EZ-Touchbacks	6-5-2	5-5-1	TIME OF POSSESSION	33:46	36:00
PUNTS: No.-Avg.	7-44.7	6-49.8			
Had Blocked	0	0			

OWNERSHIP

FOOTBALL

ADMINISTRATION

RECORDS

HISTORY

# 2014 GAME BY GAME REVIEW

OWNERSHIP

FOOTBALL

ADMINISTRATION

RECORDS

HISTORY



GAME  
**10**  
VS.



## CINCINNATI

BENGALS: 27 SAINTS: 10  
MERCEDES-BENZ SUPERDOME  
NEW ORLEANS, LA. - 11/16/14  
ATTENDANCE: 73,073  
TIME: 2:50

## GAME NOTES

QB Drew Brees completed 33 of 41 throws for 255 yards with one touchdown pass, zero interceptions and a 100.7 passer rating.

RB Mark Ingram had a career-best and game-high seven receptions for 30 yards to go with 67 yards rushing, as he failed to reach the 100-yard rushing mark for the first time since October 19.

WR Kenny Stills had four receptions for 32 yards with a fourth-quarter nine-yard touchdown grab.

New Orleans never recovered from a 20 point scoring run by the Bengals, dropping the Saints to 4-6 on the season. A balanced and efficient offensive approach by Cincinnati, backed by a bend-but-don't break defensive performance proved for too much for the Saints to overcome. In a return to his home state, Bengals RB **Jeremy Hill** rushed for 152 yards on 27 carries (5.6 avg.), including a 62-yard burst near the end of halftime that set up an unexpected field goal.

New Orleans started strong, taking the ball first at their 20 and advancing to the Cincinnati 13-yard line in 12 plays. However, the Saints were unable to convert on a third-and-fourth situation and were forced to settle for a 31-yard field goal by K **Shayne Graham**.

On Cincinnati's first possession, a replay ruling following the score was upheld that TE **Jermaine Gresham** recovered a fumble in the end zone forced by CB **Corey White**, so the 12-yard passing touchdown from QB **Andy Dalton** stood.

Cincinnati K **Mike Nugent** gave the Bengals a 10-3 lead when he booted a 22-yard field goal with 2:52 left in the first half. Following the field goal, New Orleans seemed headed to halftime with that deficit following a punt and a stop with 14 seconds left, but Hill ripped off a 62-yard run and the Bengals called a timeout with one second remaining. Nugent drilled a 42-yard field goal to give the Bengals a 13-3 lead.

The second half opened with the two clubs trading punts, but then with Cincinnati starting a subsequent drive at midfield, Dalton was able to lead the Bengals all the way to the New Orleans one, where he completed a scoring throw to Gresham.

The Saints rallied briefly when QB **Drew Brees** completed a nine-yard touchdown to WR **Kenny Stills** to cut the deficit to 20-10 with almost a full quarter of football to play. But Cincinnati quickly struck back on a seven-play, 80-yard drive that included a 38-yard grab and a 24-yard TD by WR **A.J. Green**.

## SAINTS - BENGALS GAME SUMMARY

Cincinnati Bengals  
New Orleans Saints

7 6 7 7 - 27  
3 0 0 7 - 10

Team	Qtr	Time	Play Description (Extra Point) (Drive Info)	V-H
NO	1	8:53	S. Graham 31 FG (14-67, 6:07)	0-3
CIN	1	3:14	Gresham 12 pass from Dalton (Nugent kick) (12-77, 5:39)	7-3
CIN	2	2:52	Nugent 22 FG (15-94, 7:25)	10-3
CIN	2	0:00	Nugent 42 FG (3-60, 0:57)	13-3
CIN	3	6:03	Gresham 1 pass from Dalton (Nugent kick) (8-50, 3:46)	20-3
NO	4	14:56	Stills 9 pass from Brees (S. Graham kick) (12-80, 6:07)	20-10
CIN	4	11:29	Green 24 pass from Dalton (Nugent kick) (7-80, 3:27)	27-10

FIELD GOALS (made () and missed)

CIN: Nugent (22) (42)

NO: S. Graham (31)

## 10 vs. Cincinnati

CINCINNATI BENGALS							NEW ORLEANS SAINTS								
RUSHING	ATT	YDS	AVG	LG	TD		RUSHING	ATT	YDS	AVG	LG	TD			
Hill	27	152	5.6	62	0		Ingram	23	67	2.9	13	0			
Peerman	2	21	10.5	21	0		Cooks	1	5	5.0	5	0			
Dalton	5	12	2.4	11	0		Brees	1	3	3.0	3	0			
Burkhead	2	1	0.5	1	0		Cadet	1	0	0.0	0	0			
Total	36	186	5.2	62	0		Total	26	75	2.9	13	0			
PASSING	ATT	CMP	YDS	SK/YD	TD	LG	INT	PASSING	ATT	CMP	YDS	SK/YD	TD	LG	INT
Dalton	22	16	220	1/1	3	38	0	Brees	41	33	255	0/0	1	17	0
Total	22	16	220	1/1	3	38	0	Total	41	33	255	0/0	1	17	0
RECEIVING	NO	YDS	AVG	LG	TD		RECEIVING	NO	YDS	AVG	LG	TD			
Green	6	127	21.2	38	1		Ingram	7	30	4.3	11	0			
Burkhead	3	36	12.0	15	0		Cooks	5	50	10.0	14	0			
Sanu	3	23	7.7	9	0		Colston	4	56	14.0	17	0			
Gresham	2	13	6.5	12t	2		Stills	4	32	8.0	16	1			
Hill	1	13	13.0	13	0		Cadet	4	31	7.8	12	0			
Wright	1	8	8.0	8	0		Lorig	4	5	1.3	3	0			
							J. Graham	3	29	9.7	13	0			
							Leonard	1	15	15.0	15	0			
							Morgan	1	7	7.0	7	0			
Total	16	220	13.8	38	3		Total	33	255	7.7	17	1			
INT	NO	YDS	AVG	LG	TD		INT	NO	YDS	AVG	LG	TD			
Total	0	0	0.0	0	0		Total	0	0	0.0	0	0			
PUNTING	NO	YDS	AVG	TB	I20	LG	PUNTING	NO	YDS	AVG	TB	I20	LG		
Huber	2	88	44.0	0	1	47	Morstead	3	132	44.0	0	2	54		
Total	2	88	44.0	0	1	47	Total	3	132	44.0	0	2	54		
PT RET	NO	YDS	AVG	FC	LG	TD	PT RET	NO	YDS	AVG	FC	LG	TD		
Jones	1	9	9.0	0	9	0	Cooks	1	4	4.0	0	4	0		
Total	1	9	9.0	0	9	0	Total	1	4	4.0	0	4	0		
KO RET	NO	YDS	AVG	FC	LG	TD	KO RET	NO	YDS	AVG	FC	LG	TD		
Jones	2	74	37.0	0	43	0									
Total	2	74	37.0	0	43	0	Total	0	0	0.0	0	0	0		

TEAM STATISTICS	CIN	NO	TEAM STATISTICS	CIN	NO
TOTAL FIRST DOWNS	22	24	FGs-PATs HAD BLOCKED	0-0	0-0
By Rushing	7	3	Net Punting Avg.	42.0	41.0
By Passing	13	18	TOTAL RETURN YARDAGE	9	4
By Penalty	2	3	No. and Yards Punt Returns	1-9	1-4
3rd DOWN EFFICIENCY	9-13-69%	8-13-62%	No. and Yards Kickoff Returns	2-74	0-0
4th DOWN EFFICIENCY	0-0-0%	0-1-0%	No. and Yards Interception Returns	0-0	0-0
TOTAL NET YARDS	405	330	PENALTIES: No.-Yds.	4-33	5-34
Total Plays	59	67	FUMBLES: No.-Lost	2-0	2-1
Avg. Per Play	6.9	4.9	TOUCHDOWNS	3	1
NET YARDS RUSHING	186	75	Rushing	0	0
Total Rushes	36	26	Passing	3	1
Avg. Per Play	5.2	2.9	EXTRA POINTS: Made-Att.	3-3	1-1
Tackles For Loss-Yards	4-5	2-3	Kicking: Made-Att.	3-3	1-1
NET YARDS PASSING	219	255	FIELD GOALS: Made-Att.	2-2	1-1
Sacked-Yards Lost	1-1	0-0	RED ZONE EFFICIENCY	2-3-67%	1-3-33%
Gross Yards	220	255	GOAL-TO-GO EFFICIENCY	1-1-100%	0-1-0%
PASSING: Att.-Comp.-INT	22-16-0	41-33-0	SAFETIES	0	0
Avg. Per Play	9.5	6.2	FINAL SCORE	27	10
KICKOFFS: No.-In EZ-Touchbacks	5-5-5	3-3-1	TIME OF POSSESSION	29:14	30:46
PUNTS: No.-Avg.	2-44.0	3-44.0			
Had Blocked	0	0			

OWNERSHIP

FOOTBALL

ADMINISTRATION

RECORDS

HISTORY

# 2014 GAME BY GAME REVIEW

OWNERSHIP

FOOTBALL

ADMINISTRATION

RECORDS

HISTORY



GAME  
**11**  
VS.



## BALTIMORE

RAVENS: 34 SAINTS: 27  
MERCEDES-BENZ SUPERDOME  
NEW ORLEANS, LA. - 11/24/14  
ATTENDANCE: 73,373  
TIME: 3:08

## GAME NOTES

The loss ended a seven-game home winning streak on Monday Night Football for the Saints that dated back to a 51-29 victory over the Green Bay Packers on 11/24/08.

With a 26-yard touchdown connection between QB Drew Brees and WR Marques Colston their 65th, the duo moved into a tie for the sixth most prolific QB-receiver duo with Buffalo QB Jim Kelly and WR Andre Reed.

The loss was the third consecutive by New Orleans to the Ravens.

After leading at halftime, the Saints had an interception returned for a touchdown in the third quarter as their losing streak increased to three games in dropping a Monday Night Football contest at the Mercedes-Benz Superdome to the Ravens. The loss put the Saints' record at 4-7.

Baltimore struck first when QB **Joe Flacco** found WR **Steve Smith Jr.** for a 15-yard TD. The Saints tied the score near the end of the first quarter when QB **Drew Brees** connected with TE **Jimmy Graham** on a 10-yard TD.

On the first play of the second quarter, S **Pierre Warren**, making his NFL playing debut, saved a touchdown when he stopped FB **Kyle Juszczyk** at the Saints one-yard line, forced him to fumble and recovered.

On Baltimore's next drive RB **Justin Forsett** rushed for a 13-yard TD. But New Orleans would take a 17-14 lead by halftime with a field goal and a 26-yard TD pass from Brees to WR **Marques Colston**.

But the Ravens took command early in the third quarter, first chewing up 6:30 in clock coming out of halftime on a 13-play, 67-yard drive that ended with a 31-yard field goal by K **Justin Tucker**. Then after the Saints got the ball back, Brees was picked off by Ravens S **Will Hill** and the ball was brought back 44 yards for a TD.

The two clubs traded field goals in the fourth quarter, but the Ravens took command of the game when Forsett ran left for a 20-yard TD to extend their lead to 34-20 with 2:53 left in the contest.

## SAINTS-RAVENS GAME SUMMARY

Baltimore Ravens		7	7	10	10	-	34
New Orleans Saints		7	10	0	10	-	27
Team	Qtr	Time	Play Description (Extra Point) (Drive Info)				V-H
BAL	1	8:13	S. Smith 15 pass from Flacco (Tucker kick) (9-97, 4:11)				7-0
NO	1	3:20	J. Graham 10 pass from Brees (S. Graham kick) (5-85, 2:44)				7-7
BAL	2	9:08	Forsett 13 run (Tucker kick) (4-69, 2:05)				14-7
NO	2	4:00	S. Graham 20 FG (11-78, 5:08)				14-10
NO	2	0:17	Colston 26 pass from Brees (S. Graham kick) (8-81, 1:34)				14-17
BAL	3	8:30	Tucker 31 FG (13-67, 6:30)				17-17
BAL	3	4:59	Hill 44 interception (Tucker kick)				24-17
BAL	4	10:59	Tucker 55 FG (12-47, 6:26)				27-17
NO	4	6:33	S. Graham 34 FG (10-64, 4:26)				27-20
BAL	4	2:53	Forsett 20 run (Tucker kick) (6-80, 3:40)				34-20
NO	4	0:40	J. Graham 2 pass from Brees (S. Graham kick) (11-80, 2:13)				34-27

### FIELD GOALS (made () and missed)

BAL: Tucker (31) (55)

NO: S. Graham (20) (34)

## 11 vs. Baltimore

BALTIMORE RAVENS							NEW ORLEANS SAINTS								
RUSHING	ATT	YDS	AVG	LG	TD		RUSHING	ATT	YDS	AVG	LG	TD			
Forsett	22	182	8.3	38	2		Morgan	1	67	67.0	67	0			
Pierce	7	28	4.0	26	0		Ingram	11	27	2.5	9	0			
Jones	1	3	3.0	3	0		Thomas	5	19	3.8	5	0			
Flacco	2	2	1.0	3	0		Brees	3	15	5.0	9	0			
							Stills	1	-2	-2.0	-2	0			
Total	32	215	6.7	38	2		Total	21	126	6.0	67	0			
PASSING	ATT	CMP	YDS	SK/YD	TD	LG	INT	PASSING	ATT	CMP	YDS	SK/YD	TD	LG	INT
Flacco	24	18	243	1/9	1	40	0	Brees	45	35	420	4/21	3	62	1
Total	24	18	243	1/9	1	40	0	Total	45	35	420	4/21	3	62	1
RECEIVING	NO	YDS	AVG	LG	TD			RECEIVING	NO	YDS	AVG	LG	TD		
T. Smith	5	98	19.6	40	0			K. Stills	8	98	12.3	33	0		
S. Smith	4	89	22.3	40	1			J. Graham	6	47	7.8	11	2		
Juszczyk	3	21	7.0	8	0			Thomas	6	37	6.2	16	0		
Forsett	2	8	4.0	8	0			Colston	4	82	20.5	28	1		
Daniels	2	7	3.5	8	0			Toon	3	42	14.0	21	0		
Brown	1	14	14.0	14	0			Hill	2	22	11.0	17	0		
Pierce	1	6	6.0	6	0			Ingram	2	15	7.5	13	0		
								Cadet	2	11	5.5	6	0		
								Morgan	1	62	62.0	62	0		
								Watson	1	4	4.0	4	0		
Total	18	242	13.5	40	1			Total	35	420	12.0	62	3		
INT	NO	YDS	AVG	LG	TD			INT	NO	YDS	AVG	LG	TD		
Hill	1	44	44.0	44	1										
Total	1	44	44.0	44	1			Total	0	0	0.0	0	0		
PUNTING	NO	YDS	AVG	TB	I20	LG		PUNTING	NO	YDS	AVG	TB	I20	LG	
Koch	2	126	63.0	0	2	73		Morstead	3	146	48.7	0	1	61	
Total	2	126	63.0	0	2	73		Total	3	146	48.7	0	1	61	
PT RET	NO	YDS	AVG	FC	LG	TD		PT RET	NO	YDS	AVG	FC	LG	TD	
Jones	2	0	0.0	0	0	0		Saunders	1	7	7.0	0	7	0	
Total	2	0	0.0	0	0	0		Total	1	7	7.0	0	7	0	
KO RET	NO	YDS	AVG	FC	LG	TD		KO RET	NO	YDS	AVG	FC	LG	TD	
Jones	2	52	26.0	0	29	0		Cadet	1	20	20.0	0	20	0	
Total	2	52	26.0	0	29	0		Total	1	20	20.0	0	20	0	

TEAM STATISTICS	BAL	NO	TEAM STATISTICS	BAL	NO
TOTAL FIRST DOWNS	23	26	FGs-PATs HAD BLOCKED	0-0	0-0
By Rushing	12	3	Net Punting Avg.	59.5	48.7
By Passing	9	20	TOTAL RETURN YARDAGE	44	7
By Penalty	2	3	No. and Yards Punt Returns	2-0	1-7
3rd DOWN EFFICIENCY	9-13-69%	5-12-42%	No. and Yards Kickoff Returns	2-52	1-20
4th DOWN EFFICIENCY	0-0-0%	0-1-0%	No. and Yards Interception Returns	1-44	0-0
TOTAL NET YARDS	449	525	PENALTIES: No.-Yds.	6-42	5-50
Total Plays	57	70	FUMBLES: No.-Lost	1-1	1-0
Avg. Per Play	7.9	7.5	TOUCHDOWNS	4	3
NET YARDS RUSHING	215	126	Rushing	2	0
Total Rushes	32	21	Passing	1	3
Avg. Per Play	6.7	6.0	Interceptions	1	0
Tackles For Loss-Yards	5-10	3-5	EXTRA POINTS: Made-Att.	4-4	3-3
NET YARDS PASSING	234	399	Kicking: Made-Att.	4-4	3-3
Sacked-Yards Lost	1-9	4-21	FIELD GOALS: Made-Att.	2-2	2-2
Good Yards	243	420	RED ZONE EFFICIENCY	2-4-50%	2-5-40%
PASSING: Att.-Comp.-INT	24-18-0	45-35-1	GOAL-TO-GO EFFICIENCY	0-1-0%	2-4-50%
Avg. Per Play	9.4	8.1	SAFETIES	0	0
KICKOFFS: No.-In EZ-Touchbacks	7-7-6	6-5-3	FINAL SCORE	34	27
PUNTS: No.-Avg.	2-63.0	3-48.7	TIME OF POSSESSION	30:15	29:45
Had Blocked	0	0			

OWNERSHIP

FOOTBALL

ADMINISTRATION

RECORDS

HISTORY

# 2014 GAME BY GAME REVIEW

OWNERSHIP

FOOTBALL

ADMINISTRATION

RECORDS

HISTORY



GAME  
12

AT



## PITTSBURGH

SAINTS: 35 STEELERS: 32  
HEINZ FIELD  
PITTSBURGH, PA. - 11/30/14  
ATTENDANCE: 61,916  
TIME: 3:18

After initially falling behind by two field goals, the Saints responded with a flurry of points - including five touchdown passes by QB **Drew Brees** - to stop a three-game losing streak and improve to 5-7.

New Orleans featured a balanced offensive attack, rushing for 143 yards and passing for 250. The offense wasn't alone in producing a solid performance in the victory as the defense recorded two interceptions that led to 14 points.

Brees enjoyed one of his most efficient days as a professional, completing 19-of-27 passes for 257 yards and a 140.0 passer rating. It was his NFL record-tying ninth game with five touchdown passes.

New Orleans took the lead with 6:04 left in the second quarter when Brees com-

pleted a 15-yard touchdown to TE **Benjamin Watson**, a score set up by 20- and 12-yard runs by RB **Mark Ingram**.

The Saints would score again before halftime, when Brees capped a nine-play, 80-yard march with a four-yard throw to FB **Erik Lorig**.

After DE **Cameron Jordan** picked off Steelers QB **Ben Roethlisberger** at the Pittsburgh 21 for his first career interception and returned it six yards, Brees completed an 11-yard TD to WR **Nick Toon**. Brees threw his fourth TD late in the third quarter on a 69-yard pass play with WR **Kenny Stills** who had a career-high 162 yards receiving and then found WR **Marques Colston** for his fifth scoring throw with 10:25 left in the fourth quarter.

## GAME NOTES

RB Mark Ingram had his fourth 100-yard game of the season with 23 carries for 122 yards (5.3) avg.

DE Cameron Jordan and S Kenny Vaccaro each recorded interceptions in the contest that led to touchdowns.

WR Kenny Stills had five receptions for a career-high 162 yards with a 69-yard touchdown in the third quarter. It was the highest single-game receiving yardage total by a Saint in 2014 and the longest reception of the season by a Saint.

## SAINTS-STEELERS GAME SUMMARY

New Orleans Saints  
Pittsburgh Steelers

0 14 14 7 - 35  
3 3 7 19 - 32

Team	Qtr	Time	Play Description (Extra Point) (Drive Info)	V-H
PIT	1	6:05	Suisham 49 FG (7-34, 3:37)	0-3
PIT	2	14:05	Suisham 31 FG (13-60, 6:00)	0-6
NO	2	6:04	Watson 15 pass from Brees (S. Graham kick) (8-79, 3:43)	7-6
NO	2	0:36	Lorig 4 pass from Brees (S. Graham kick) (9-80, 3:46)	14-6
NO	3	11:25	Toon 11 pass from Brees (S. Graham kick) (2-15, 0:43)	21-6
PIT	3	4:21	Bell 1 run (Suisham kick) (13-83, 7:04)	21-13
NO	3	1:50	Stills 69 pass from Brees (S. Graham kick) (5-89, 2:31)	28-13
PIT	4	14:52	Suisham 47 FG (5-44, 1:58)	28-16
NO	4	10:25	Colston 3 pass from Brees (S. Graham kick) (9-80, 4:27)	35-16
PIT	4	2:34	Brown 4 pass from Roethlisberger (Roethlisberger-Brown pass) (13-95, 3:20)	35-24
PIT	4	0:00	Brown 3 pass from Roethlisberger (Roethlisberger-Moore pass) (5-98, 1:02)	35-32

### FIELD GOALS (made () and missed)

NO: None

PIT: Suisham (49) (31) 54 SH (47)

## 12 @ Pittsburgh

NEW ORLEANS SAINTS							PITTSBURGH STEELERS								
RUSHING	ATT	YDS	AVG	LG	TD		RUSHING	ATT	YDS	AVG	LG	TD			
Ingram	23	122	5.3	31	0		Bell	21	95	4.5	18	1			
Thomas	3	21	7.0	13	0		Roethlisberger	1	8	8.0	8	0			
							Archer	1	0	0.0	0	0			
Total	26	143	5.5	31	0		Total	23	103	4.5	18	1			
PASSING	ATT	CMP	YDS	SK/YD	TD	LG	INT	PASSING	ATT	CMP	YDS	SK/YD	TD	LG	INT
Brees	27	19	257	1/7	5	69t	0	Roethlisberger	58	32	435	1/0	2	48	2
Total	27	19	257	1/7	5	69t	0	Total	58	32	435	1/0	2	48	2
RECEIVING	NO	YDS	AVG	LG	TD			RECEIVING	NO	YDS	AVG	LG	TD		
Stills	5	162	32.4	69t	1			Bell	8	159	19.9	48	0		
Colston	3	16	5.3	8	1			Brown	8	97	12.1	21	2		
Toon	2	17	8.5	11t	1			Miller	8	82	10.3	23	0		
Thomas	2	16	8.0	13	0			Wheaton	5	61	12.2	16	0		
Cadet	2	11	5.5	6	0			Moore	2	13	6.5	9	0		
Ingram	2	-1	-0.5	0	0			Bryant	1	23	23.0	23	0		
Hill	1	17	17.0	17	0										
Watson	1	15	15.0	15t	1										
Lorig	1	4	4.0	4t	1										
Total	19	257	13.5	69t	5			Total	32	435	13.6	48	2		
INT	NO	YDS	AVG	LG	TD			INT	NO	YDS	AVG	LG	TD		
Jordan	1	6	6.0	6	0										
Vaccaro	1	0	0.0	0	0										
Total	2	6	3.0	6	0			Total	0	0	0.0	0	0		
PUNTING	NO	YDS	AVG	TB	I20	LG		PUNTING	NO	YDS	AVG	TB	I20	LG	
Mostead	6	291	48.5	0	2	55		Wing	2	75	37.5	0	1	47	
Total	6	291	48.5	0	2	55		Total	2	75	37.5	0	1	47	
PT RET	NO	YDS	AVG	FC	LG	TD		PT RET	NO	YDS	AVG	FC	LG	TD	
								Brown	2	15	7.5	0	13	0	
Total	0	0	0.0	0	0	0		Total	2	15	7.5	0	13	0	
KO RET	NO	YDS	AVG	FC	LG	TD		KO RET	NO	YDS	AVG	FC	LG	TD	
Cadet	3	75	25.0	0	30	0		Wheaton	3	87	29.0	0	41	0	
Total	3	75	25.0	0	30	0		Total	3	87	29.0	0	41	0	

TEAM STATISTICS	NO	PIT	TEAM STATISTICS	NO	PIT
TOTAL FIRST DOWNS	20	36	FGs-PATs HAD BLOCKED	0-0	0-0
By Rushing	5	6	Net Punting Avg.	46.0	37.5
By Passing	13	25	TOTAL RETURN YARDAGE	6	15
By Penalty	2	5	No. and Yards Punt Returns	0-0	2-15
3rd DOWN EFFICIENCY	4-10-40%	6-14-43%	No. and Yards Kickoff Returns	3-75	3-87
4th DOWN EFFICIENCY	0-0-0%	0-1-0%	No. and Yards Interception Returns	2-6	0-0
TOTAL NET YARDS	393	538	PENALTIES: No.-Yds.	11-77	5-28
Total Plays	54	82	FUMBLES: No.-Lost	0-0	0-0
Avg. Per Play	7.3	6.6	TOUCHDOWNS	5	3
NET YARDS RUSHING	143	103	Rushing	0	1
Total Rushes	26	23	Passing	5	2
Avg. Per Play	5.5	4.5	EXTRA POINTS: Made-Att.	5-5	3-3
Tackles For Loss-Yards	2-7	0-0	Kicking: Made-Att.	5-5	1-1
NET YARDS PASSING	250	435	Passing: Made-Att.	0-0	2-2
Sacked-Yards Lost	1-7	1-0	FIELD GOALS: Made-Att.	0-0	3-4
Gross Yards	257	435	RED ZONE EFFICIENCY	4-4-100%	3-4-75%
PASSING: Att.-Comp.-INT	27-19-0	58-32-2	GOAL-TO-GO EFFICIENCY	2-2-100%	3-3-100%
Avg. Per Play	8.9	7.4	SAFETIES	0	0
KICKOFFS: No.-In EZ-Touchbacks	6-5-3	6-5-2	FINAL SCORE	35	32
PUNTS: No.-Avg.	6-48.5	2-37.5	TIME OF POSSESSION	26:01	33:59
Had Blocked	0	0			

OWNERSHIP

FOOTBALL

ADMINISTRATION

RECORDS

HISTORY

# 2014 GAME BY GAME REVIEW

OWNERSHIP

FOOTBALL

ADMINISTRATION

RECORDS

HISTORY



GAME  
**13**  
VS.



## CAROLINA

PANTHERS: 41 SAINTS: 10  
MERCEDES-BENZ SUPERDOME  
NEW ORLEANS, LA. - 12/7/14  
ATTENDANCE: 73,006  
TIME: 3:16

## GAME NOTES

QB Drew Brees completed 29-of-49 passes for 235 yards with one touchdown and one interception as he became only the fourth NFL player to reach 55,000 passing yards.

WR Jalen Saunders had punt returns of 30 and 32 yards, the longest by a Saint since 2012

WR Marques Colston had five receptions for 72 yards as he became only the 57th player in NFL history to surpass the 9,000-yard plateau.

The Saints dropped their fourth consecutive game at the Mercedes-Benz Superdome with a 41-10 loss to the Carolina Panthers. Highlighted by getting out to a 17-0 first quarter lead and later scoring 21 consecutive points, the Panthers moved within a half-game of the Saints and Falcons, who would lose on Monday night in a tight NFC South race.

Carolina got the ball first and started with a methodical seven-play, 80-yard drive that ended with a nine-yard touchdown pass from QB **Cam Newton** to WR **Kelvin Benjamin**. The Panthers then recovered a fumble by RB **Mark Ingram** that set up a 37-yard field goal by **Graham Gano**. On the next play from scrimmage, QB **Drew Brees** was intercepted by Panthers CB **Bene Benwikere** and six plays later Newton had a two-yard touchdown run. New Orleans took advantage of a 30-yard punt return by WR **Jalen Saunders** to set up

a 37-yard field goal by K **Shayne Graham** to put them on the scoreboard at the start of the second quarter.

After a second quarter 42-yard field goal attempt by Graham went wide left, Carolina produced a 12-play, 68-yard touchdown drive. Newton found TE **Greg Olsen** for a 16-yard touchdown strike.

Following a New Orleans punt at the start of the third quarter, Carolina took over from their 31-yard line and RB **Jonathan Stewart** had a 69-yard touchdown run with the only other scoring in the quarter a 26-yard touchdown pass from Newton to RB **Fozzy Whittaker**.

On the second play of the fourth quarter, Gano drilled a 41-yard field goal to extend Carolina's lead to 41-3. New Orleans scored their only touchdown of the contest on a seven-yard pass from from Brees to TE **Benjamin Watson** with 5:29 remaining in the game.

## SAINTS - PANTHERS GAME SUMMARY

Carolina Panthers  
New Orleans Saints

17 7 14 3 - 41  
0 3 0 7 - 10

Team	Qtr	Time	Play Description (Extra Point) (Drive Info)	V-H
CAR	1	11:42	Benjamin 9 pass from Newton (Gano kick) (7-80, 3:18)	7-0
CAR	1	9:57	Gano 37 FG (4-6, 1:02)	10-0
CAR	1	6:41	Newton 2 run (Gano kick) (6-60, 3:11)	17-0
NO	2	13:19	S. Graham 37 FG (7-34, 3:28)	17-3
CAR	2	2:14	Olsen 16 pass from Newton (Gano kick) (12-68, 4:46)	24-3
CAR	3	13:59	Stewart 69 run (Gano kick) (1-69, 0:11)	31-3
CAR	3	5:13	Whittaker 26 pass from Newton (Gano kick) (9-86, 5:49)	38-3
CAR	4	14:10	Gano 41 FG (11-38, 5:05)	41-3
NO	4	5:29	Watson 7 pass from Brees (S. Graham kick) (12-83, 3:31)	41-10

FIELD GOALS (made ( ) and missed)

CAR: Gano (37) (41)

NO: S. Graham (37) 42WL

## 13 vs. Carolina

CAROLINA PANTHERS							NEW ORLEANS SAINTS								
RUSHING	ATT	YDS	AVG	LG	TD		RUSHING	ATT	YDS	AVG	LG	TD			
Stewart	20	155	7.8	69t	1		Ingram	10	43	4.3	16	0			
Newton	12	83	6.9	22	1		Thomas	5	38	7.6	16	0			
Tolbert	5	28	5.6	15	0		Brees	1	6	6.0	6	0			
Whittaker	3	5	1.7	3	0		Cadet	1	5	5.0	5	0			
Total	40	271	6.8	69t	2		Total	17	92	5.4	16	0			
PASSING	ATT	CMP	YDS	SK/YD	TD	LG	INT	PASSING	ATT	CMP	YDS	SK/YD	TD	LG	INT
Newton	33	21	226	0/0	3	26t	0	Brees	49	29	235	2/17	1	28	1
Total	33	21	226	0/0	3	26t	0	Total	49	29	235	2/17	1	28	1
RECEIVING	NO	YDS	AVG	LG	TD			RECEIVING	NO	YDS	AVG	LG	TD		
Olsen	10	72	7.2	16t	1			Colston	5	72	14.4	28	2		
Brown	3	42	14.0	18	0			Toon	4	45	11.3	14	0		
Tolbert	2	34	17.0	18	0			Thomas	4	14	3.5	5	0		
Benjamin	2	24	12.0	15	1			J. Graham	3	25	8.3	10	0		
Whittaker	1	26	26.0	26t	1			Stills	3	23	7.7	14	0		
Dickson	1	10	10.0	10	0			Morgan	2	23	11.5	14	0		
Cotchery	1	9	9.0	9	0			Ingram	2	13	6.5	9	0		
Bersin	1	9	9.0	9	0			Cadet	2	13	6.5	9	0		
								Watson	2	8	4.0	7t	1		
								Lorig	2	-1	-0.5	0	0		
Total	21	226	10.8	26t	3			Total	29	235	8.1	28	1		
INT	NO	YDS	AVG	LG	TD			INT	NO	YDS	AVG	LG	TD		
Benwikere	1	0	0.0	0	0										
Total	1	0	0.0	0	0			Total	0	0	0.0	0	0		
PUNTING	NO	YDS	AVG	TB	I20	LG		PUNTING	NO	YDS	AVG	TB	I20	LG	
Nortman	4	158	39.5	0	2	49		Morstead	5	220	44.0	0	1	52	
Total	4	158	39.5	0	2	49		Total	5	220	44.0	0	1	52	
PT RET	NO	YDS	AVG	FC	LG	TD		PT RET	NO	YDS	AVG	FC	LG	TD	
Bersin	2	7	3.5	2	9	0		Saunders	3	68	22.7	0	32	0	
Total	2	7	3.5	2	9	0		Total	3	68	22.7	0	32	0	
KO RET	NO	YDS	AVG	FC	LG	TD		KO RET	NO	YDS	AVG	FC	LG	TD	
								Cadet	1	28	28.0	0	28	0	
Total	0	0	0.0	0	0	0		Total	1	28	28.0	0	28	0	

TEAM STATISTICS	CAR	NO	TEAM STATISTICS	CAR	NO
TOTAL FIRST DOWNS	24	18	FGs-PATs HAD BLOCKED	0-0	0-0
By Rushing	11	7	Net Punting Avg.	22.5	42.6
By Passing	11	11	TOTAL RETURN YARDAGE	7	68
By Penalty	2	0	No. and Yards Punt Returns	2-7	3-68
3rd DOWN EFFICIENCY	7-15-47%	5-14-36%	No. and Yards Kickoff Returns	0-0	1-28
4TH DOWN EFFICIENCY	0-0-0%	1-2-50%	No. and Yards Interception Returns	1-0	0-0
TOTAL NET YARDS	497	310	PENALTIES: No.-Yds.	6-55	4-30
Total Plays	73	68	FUMBLES: No.-Lost	2-0	1-1
Avg. Per Play	6.8	4.6	TOUCHDOWNS	5	1
NET YARDS RUSHING	271	92	Rushing	2	0
Total Rushes	40	17	Passing	3	1
Avg. Per Play	6.8	5.4	EXTRA POINTS: Made-Att.	5-5	1-1
Tackles For Loss-Yards	2-5	1-1	Kicking: Made-Att.	5-5	1-1
NET YARDS PASSING	226	218	FIELD GOALS: Made-Att.	2-2	1-2
Sacked-Yards Lost	0-0	2-17	RED ZONE EFFICIENCY	3-5-60%	1-3-33%
Gross Yards	226	235	GOAL-TO-GO EFFICIENCY	0-0-0%	1-1-100%
PASSING: Att.-Comp.-INT	33-21-0	49-29-1	SAFETIES	0	0
Avg. Per Play	6.8	4.3	FINAL SCORE	41	10
KICKOFFS: No.-In EZ-Touchbacks	8-8-7	3-2-2	TIME OF POSSESSION	36:00	24:00
PUNTS: No.-Avg.	4-39.5	5-44.0			
Had Blocked	0	0			

OWNERSHIP

FOOTBALL

ADMINISTRATION

RECORDS

HISTORY

# 2014GAMEBYGAMEREVIEW

OWNERSHIP

FOOTBALL

ADMINISTRATION

RECORDS

HISTORY



GAME  
**14**  
AT



## CHICAGO

SAINTS: 31 BEARS: 15  
SOLDIER FIELD  
CHICAGO, IL - 12/15/14  
ATTENDANCE: 60,996  
TIME: 3:03

## GAME NOTES

QB Drew Brees ended the night completing 29 of 36 passes for 375 yards with three touchdown passes and 137.8 passer rating.

CB Patrick Robinson recorded his second interception of the season on the third play from scrimmage and rookie S Pierre Warren became the first Saint to have two picks in a contest since 2012.

ILB David Hawthorne had a career-high three sacks and OLB Junior Galette added two.

The Saints improved to 6-8 with a Monday Night Football win at Chicago behind 375 yards passing and three touchdown passes from QB **Drew Brees** setting up a Mercedes-Benz Superdome showdown the following week for first place in the NFC South between New Orleans and Atlanta.

New Orleans got off to an impressive start on offense when on the third play from scrimmage when CB **Patrick Robinson** picked off QB **Jay Cutler**. However the Saints had a sloppy beginning on offense and special teams when WR **Nick Toon** fumbled and lost a 10-yard reception and on their next possession, a 51-yard field goal attempt by K **Shayne Graham** was short.

The Saints got on the scoreboard in the first play of the second quarter when Brees found TE **Josh Hill** for an eight-yard touchdown. The defense then forced Chicago to punt on their next three possessions. On their last drive of the half, Brees engineered a 10-play, 95-yard drive that ended with a nine-yard touchdown pass to WR **Marques**

**Colston**. Rookie S **Pierre Warren** then closed out the first half with an interception.

The New Orleans offense continued to explode in the start of the second half. Brees and TE **Jimmy Graham** connected on a crucial 29-yard completion on third-and-six at the start of the third quarter on a drive that ended with a seven-yard touchdown grab by Hill, his career-high second score of the contest. Late in the third quarter, Warren picked off Cutler for the second time in the evening, setting up a 25-yard field goal by Graham.

Chicago scored 15 fourth quarter points, but RB **Mark Ingram** sealed the contest with a 15-yard touchdown run late in the game.

While the New Orleans offense put together an impressive performance with 443 total net yards, the Saints defense held Chicago to only 278 total net yards and allowed them to convert only two-of-12 (17%) third down attempts.

## SAINTS-BEARS GAME SUMMARY

New Orleans Saints	0	14	10	7	-	31
Chicago Bears	0	0	0	15	-	15

Team	Qtr	Time	Play Description (Extra Point) (Drive Info)	V-H
NO	2	14:52	Hill 8 pass from Brees (S. Graham kick) (7-85, 4:03)	7-0
NO	2	0:32	Colston 9 pass from Brees (S. Graham kick) (10-95, 3:30)	14-0
NO	3	8:35	Hill 7 pass from Brees (S. Graham kick) (12-80, 6:25)	21-0
NO	3	0:16	S. Graham 25 FG (8-49, 3:05)	24-0
CHI	4	12:47	Wilson 1 pass from Cutler (Cutler-Bennett pass) (7-56, 2:29)	24-8
NO	4	1:47	Ingram 15 run (S. Graham kick) (3-23, 1:00)	31-8
CHI	4	0:30	Jeffery 7 pass from Cutler (Feely kick) (4-71, 1:17)	31-15

**FIELD GOALS (made (I) and missed)**  
NO: S. Graham 51SH (25)

**CHI:** None

## 14 @ Chicago

### NEW ORLEANS SAINTS

RUSHING	ATT	YDS	AVG	LG	TD
Ingram	17	59	3.5	15t	1
Thomas	2	11	5.5	9	0
K. Robinson	3	10	3.3	5	0
Brees	3	2	0.7	3	0
Lorig	1	1	1.0	1	0
<b>Total</b>	<b>26</b>	<b>83</b>	<b>3.2</b>	<b>15</b>	<b>1</b>

PASSING	ATT	CMP	YDS	SK/YD	TD	LG	INT
Brees	36	29	375	2/15	3	39	0
<b>Total</b>	<b>36</b>	<b>29</b>	<b>375</b>	<b>2/15</b>	<b>3</b>	<b>39</b>	<b>0</b>

RECEIVING	NO	YDS	AVG	LG	TD
J. Graham	5	87	17.4	29	0
Thomas	5	83	16.6	39	0
Stills	5	67	13.4	21	0
Colston	5	65	13.0	23	1
Toon	4	43	10.8	17	0
Hill	2	15	7.5	8t	2
K. Robinson	2	10	5.0	8	0
Watson	1	5	5.0	5	0
<b>Total</b>	<b>29</b>	<b>375</b>	<b>12.9</b>	<b>39</b>	<b>3</b>

INT	NO	YDS	AVG	LG	TD
Warren	2	53	26.5	32	0
P. Robinson	1	2	2.0	2	0
<b>Total</b>	<b>3</b>	<b>55</b>	<b>18.3</b>	<b>32</b>	<b>0</b>

PUNTING	NO	YDS	AVG	TB	I20	LG
Morstead	5	217	43.4	2	1	53
<b>Total</b>	<b>5</b>	<b>217</b>	<b>43.4</b>	<b>2</b>	<b>1</b>	<b>53</b>

PT RET	NO	YDS	AVG	FC	LG	TD
Saunders	3	21	7.0	2	11	0
<b>Total</b>	<b>3</b>	<b>21</b>	<b>7.0</b>	<b>2</b>	<b>11</b>	<b>0</b>

KO RET	NO	YDS	AVG	FC	LG	TD
<b>Total</b>	<b>0</b>	<b>0</b>	<b>0.0</b>	<b>0</b>	<b>0</b>	<b>0</b>

### CHICAGO BEARS

RUSHING	ATT	YDS	AVG	LG	TD
Forte	16	78	4.9	19	0
Morgan	1	21	21.0	21	0
Cutler	1	20	20.0	20	0
Carey	1	4	4.0	4	0
McCray	1	2	2.0	2	0
<b>Total</b>	<b>20</b>	<b>125</b>	<b>6.3</b>	<b>21</b>	<b>0</b>

PASSING	ATT	CMP	YDS	SK/YD	TD	LG	INT
Cutler	31	17	194	7/41	2	35	3
<b>Total</b>	<b>31</b>	<b>17</b>	<b>194</b>	<b>7/41</b>	<b>2</b>	<b>35</b>	<b>3</b>

RECEIVING	NO	YDS	AVG	LG	TD
Jeffery	4	78	19.5	35	1
Bennett	4	36	9.0	12	0
Carey	3	39	13.0	18	0
Wilson	3	16	5.3	8	1
Forte	2	21	10.5	12	0
Rosario	1	4	4.0	4	0
<b>Total</b>	<b>17</b>	<b>194</b>	<b>11.4</b>	<b>35</b>	<b>2</b>

INT	NO	YDS	AVG	LG	TD
<b>Total</b>	<b>0</b>	<b>0</b>	<b>0.0</b>	<b>0</b>	<b>0</b>

PUNTING	NO	YDS	AVG	TB	I20	LG
O'Donnell	6	299	49.8	0	3	56
<b>Total</b>	<b>6</b>	<b>299</b>	<b>49.8</b>	<b>0</b>	<b>3</b>	<b>56</b>

PT RET	NO	YDS	AVG	FC	LG	TD
Mariani	1	0	0.0	1	0	0
<b>Total</b>	<b>1</b>	<b>0</b>	<b>0.0</b>	<b>1</b>	<b>0</b>	<b>0</b>

KO RET	NO	YDS	AVG	FC	LG	TD
Mariani	5	142	28.4	0	40	0
Perry	1	20	20.0	0	20	0
<b>Total</b>	<b>6</b>	<b>162</b>	<b>27.0</b>	<b>0</b>	<b>40</b>	<b>0</b>

TEAM STATISTICS	NO	CHI
TOTAL FIRST DOWNS	25	16
By Rushing	3	8
By Passing	19	8
By Penalty	3	0
3rd DOWN EFFICIENCY	4-11-36%	2-12-17%
4th DOWN EFFICIENCY	0-0-0%	0-2-0%
TOTAL NET YARDS	443	278
Total Plays	64	58
Avg. Per Play	6.9	4.8
NET YARDS RUSHING	83	125
Total Rushes	26	20
Avg. Per Play	3.2	6.3
Tackles For Loss-Yards	2-6	2-3
NET YARDS PASSING	360	153
Sacked-Yards Lost	2-15	7-41
Gross Yards	375	194
PASSING: Att.-Comp.-INT	36-29-0	31-17-3
Avg. Per Play	9.5	4.0
KICKOFFS: No.-In EZ-Touchbacks	6-3-0	3-2-2
PUNTS: No.-Avg.	5-43.4	6-49.8
Had Blocked	0	0

TEAM STATISTICS	NO	CHI
FGs-PATs HAD BLOCKED	0-0	0-0
Net Punting Avg.	35.4	46.3
TOTAL RETURN YARDAGE	76	0
No. and Yards Punt Returns	3-21	1-0
No. and Yards Kickoff Returns	0-0	6-162
No. and Yards Interception Returns	3-55	0-0
PENALTIES: No.-Yds.	3-25	9-74
FUMBLES: No.-Lost	2-1	1-0
TOUCHDOWNS	4	2
Rushing	1	0
Passing	3	2
EXTRA POINTS: Made-Att.	4-4	2-2
Kicking: Made-Att.	4-4	1-1
Passing: Made-Att.	0-0	1-1
FIELD GOALS: Made-Att.	1-2	0-0
RED ZONE EFFICIENCY	4-6-67%	2-2-100%
GOAL-TO-GO EFFICIENCY	2-3-67%	2-2-100%
SAFETIES	0	0
FINAL SCORE	31	15
TIME OF POSSESSION	33:31	26:29

OWNERSHIP

FOOTBALL

ADMINISTRATION

RECORDS

HISTORY

# 2014 GAME BY GAME REVIEW

OWNERSHIP

FOOTBALL


ADMINISTRATION

RECORDS

HISTORY



GAME  
**15**  
VS.



## ATLANTA

FALCONS: 30 SAINTS: 14  
MERCEDES-BENZ SUPERDOME  
NEW ORLEANS, LA. - 12/21/14  
ATTENDANCE: 73,164  
TIME: 3:00

## GAME NOTES

QB Drew Brees started his 200th career game, completing 30 of 47 passes for 313 yards and one touchdown.

On the first kickoff return of his career, WR Jalen Saunders brought the game's opening kickoff back 99 yards to the Atlanta one-yard line.

With his fourth quarter, four-yard scoring grab, which was his tenth of the season, TE Jimmy Graham became the first Saint to have three seasons of double-digit touchdown receptions.

Closing out their 2014 home schedule, the Saints hosted the Falcons. Atlanta exacted a measure of revenge for New Orleans' 2013 series sweep by returning the favor with a 30-14 victory, eliminating the Saints from contention for the NFC South title and a playoff berth.

New Orleans started red hot as WR **Jalen Saunders** brought back the opening kickoff 99 yards to the Atlanta one-yard line and RB **Mark Ingram** punched the ball in one play later. On Atlanta's opening drive, QB **Matt Ryan** and RB **Devonta Freeman** connected on a 36-yard completion that set up a 44-yard field goal by K **Matt Bryant**.

On a drive that spanned the last two plays of the first quarter and the first 3:12 of the second, Bryant booted a 50-yard field goal to put the Falcons within one. With New Orleans advancing to the Atlanta 31 on their next drive on third-and-five, QB **Drew Brees** was sacked by Falcons S **Dwight Lowery** who forced him to fumble.

New Orleans recovered at the Falcons 49 but were forced to punt. In the final 5:36 of the half, Ryan engineered a 15-play, 89-yard drive that included four third down conversions and ended with a three-yard touchdown pass to WR **Eric Weems** to give the Falcons a 13-7 halftime lead.

The clubs traded punts to start the third quarter, but the Falcons then extended their lead on a 31-yard rushing touchdown by Freeman. On the first play of the fourth quarter from the Atlanta 14, Brees completed a pass to TE **Jimmy Graham** near the end zone, however Falcons S **Kemal Ismael** stripped the ball and recovered it, a ruling confirmed following a replay challenge. New Orleans forced a punt and then Brees completed a four-yard TD to Graham to put the Saints within six. But following another Falcons punt, an interception of Brees at the Saints 18 by CB **Robert McClain** with 2:28 remaining ended New Orleans' playoff hopes.

## SAINTS-FALCONS GAME SUMMARY

Atlanta Falcons	3	10	7	10	-	30
New Orleans Saints	7	0	0	7	-	14

Team	Qtr	Time	Play Description (Extra Point)	(Drive Info)	V-H
NO	1	14:40	Ingram 1 run (S. Graham kick)	(1-1, 0:20)	0-7
ATL	1	11:15	Bryant 44 FG (7-55, 3:25)		3-7
ATL	2	11:48	Bryant 50 FG (7-32, 4:03)		6-7
ATL	2	0:03	Weems 3 pass from Ryan (Bryant kick)	(15-89, 5:33)	13-7
ATL	3	5:42	Freeman 31 run (Bryant kick)	(7-86, 3:40)	20-7
NO	4	5:48	J. Graham 4 pass from Brees (S. Graham kick)	(12-87, 3:40)	20-14
ATL	4	1:56	Bryant 32 FG (4-0, 0:32)		23-14
ATL	4	0:00	Umenyiora 86 fumble return (Bryant kick)		30-14

### FIELD GOALS (made (I) and missed)

ATL: Bryant (44) (50) (32)

NO: None

## 15 vs. Atlanta

ATLANTA FALCONS							NEW ORLEANS SAINTS										
RUSHING	ATT	YDS	AVG	LG	TD		RUSHING	ATT	YDS	AVG	LG	TD					
Freeman	5	36	7.2	31t	1		Ingram	13	38	2.9	8	1					
Rodgers	11	29	2.6	8	0		Brees	2	8	4.0	9	0					
Jackson	4	9	2.3	5	0		K. Robinson	2	7	3.5	4	0					
Ryan	2	7	3.5	7	0		Toon	1	4	4.0	4	0					
Total	22	81	3.7	31	1		Total	18	57	3.2	9	1					
PASSING	ATT	CMP	YDS	SK/YD	TD	LG	INT	PASSING	ATT	CMP	YDS	SK/YD	TD	LG	INT		
Ryan	40	30	322	0/0	1	36	0	Brees	47	30	313	5/42	1	27	2		
Total	40	30	322	0/0	1	36	0	Total	47	30	313	5/42	1	27	2		
RECEIVING	NO	YDS	AVG	LG	TD			RECEIVING	NO	YDS	AVG	LG	TD				
Jones	7	107	15.3	24	0			Colston	6	80	13.3	27	0				
White	6	55	9.2	15	0			Stills	6	68	11.3	22	0				
Douglas	4	47	11.8	27	0			J. Graham	6	53	8.8	15	1				
Toilolo	4	17	4.3	8	0			Toon	3	44	14.7	21	0				
Freeman	3	48	16.0	36	0			Ingram	3	17	5.7	14	0				
Hester	2	25	12.5	16	0			Thomas	2	24	12.0	16	0				
Jackson	1	14	14.0	14	0			Meachem	1	13	13.0	13	0				
Rodgers	1	3	3.0	3	0			Saunders	1	7	7.0	7	0				
Weems	1	3	3.0	3t	1			K. Robinson	1	5	5.0	5	0				
DiMarco	1	3	3.0	3	0			Watson	1	2	2.0	2	0				
Total	30	322	10.7	36	1			Total	30	313	10.4	27	1				
INT	NO	YDS	AVG	LG	TD			INT	NO	YDS	AVG	LG	TD				
McClain	1	5	5.0	5	0												
Trufant	1	0	0.0	0	0												
Total	2	5	2.5	5	0			Total	0	0	0.0	0	0				
PUNTING	NO	YDS	AVG	TB	I20	LG		PUNTING	NO	YDS	AVG	TB	I20	LG			
Bosher	5	221	44.2	0	4	55		Morstead	4	200	50.0	0	2	63			
Total	5	221	44.2	0	4	55		Total	4	200	50.0	0	2	63			
PT RET	NO	YDS	AVG	FC	LG	TD		PT RET	NO	YDS	AVG	FC	LG	TD			
Hester	2	2	1.0	1	2	0		Saunders	1	0	0.0	2	0	0			
Total	2	2	1.0	1	2	0		Total	1	0	0.0	2	0	0			
KO RET	NO	YDS	AVG	FC	LG	TD		KO RET	NO	YDS	AVG	FC	LG	TD			
Hester	2	49	24.5	0	25	0		Saunders	2	120	60.0	0	99	0			
								Lelito	1	0	0.0	0	0	0			
Total	2	49	24.5	0	25	0		Total	3	120	40.0	0	99	0			
TEAM STATISTICS							ATL	NO	TEAM STATISTICS							ATL	NO
TOTAL FIRST DOWNS							18	22	FGs-PATs HAD BLOCKED							0-0	0-0
By Rushing							3	2	Net Punting Avg.							44.2	49.5
By Passing							15	20	TOTAL RETURN YARDAGE							7	0
By Penalty							0	0	No. and Yards Punt Returns							2-2	1-0
3rd DOWN EFFICIENCY							7-15-47%	7-14-50%	No. and Yards Kickoff Returns							2-49	3-120
4th DOWN EFFICIENCY							0-0-0%	1-2-50%	No. and Yards Interception Returns							2-5	0-0
TOTAL NET YARDS							403	328	PENALTIES: No.-Yds.							6-64	3-25
Total Plays							62	70	FUMBLES: No.-Lost							1-0	3-2
Avg. Per Play							6.5	4.7	TOUCHDOWNS							3	2
NET YARDS RUSHING							81	57	Rushing							1	1
Total Rushes							22	18	Passing							1	1
Avg. Per Play							3.7	3.2	Fumbles							1	0
Tackles For Loss-Yards							3-4	1-1	EXTRA POINTS: Made-Att.							3-3	2-2
NET YARDS PASSING							322	271	Kicking: Made-Att.							3-3	2-2
Sacked-Yards Lost							0-0	5-42	FIELD GOALS: Made-Att.							3-3	0-0
Gross Yards							322	313	RED ZONE EFFICIENCY							1-2-50%	2-4-50%
PASSING: Att.-Comp.-INT							40-30-0	47-30-2	GOAL-TO-GO EFFICIENCY							1-1-100%	2-2-100%
Avg. Per Play							8.1	5.2	SAFETIES							0	0
KICKOFFS: No.-In EZ-Touchbacks							6-4-3	3-3-1	FINAL SCORE							30	14
PUNTS: No.-Avg.							5-44.2	4-50.0	TIME OF POSSESSION							32:09	27:51
Had Blocked							0	0									

OWNERSHIP

FOOTBALL

ADMINISTRATION

RECORDS

HISTORY

# 2014 GAME BY GAME REVIEW

OWNERSHIP

FOOTBALL

ADMINISTRATION

RECORDS

HISTORY



GAME  
**16**  
AT



## TAMPA BAY

SAINTS: 23 BUCCANEERS: 20  
RAYMOND JAMES STADIUM  
TAMPA, FL - 12/28/14  
ATTENDANCE: 59,952  
TIME: 2:55

## GAME NOTES

New Orleans closed out the season by winning four consecutive road games for the first time since 2010 and finished .500 on the road for the first time since 2011.

As he'd be rewarded with his first Pro Bowl berth, RB Mark Ingram finished with 964 yards rushing and nine TDs.

With their fourth quarter 36-yard TD connection, Drew Brees and Marques Colston became the fifth-most prolific quarterback-receiver combination for TDs in NFL history (68).

The Saints finished a half-game out of the playoffs, but ended the season on a high note by coming back from a 13-point fourth quarter deficit to claim a 23-20 win at Tampa Bay. New Orleans closed out 2014 at 7-9.

It was a strong closing performance for the New Orleans defense that surrendered only 280 net yards, 97 passing. The Saints also kept the Buccaneers scoreless in the second half. OLB **Junior Galette**, DE **Cameron Jordan**, CB **Keenan Lewis** and DE **Tyrann Walker** combined for three sacks, one safety and one interception.

Offensively, QB **Drew Brees** led New Orleans on two fourth quarter touchdown drives as the 13-point deficit was the biggest for the club to overcome in the final period in franchise history.

With a pass by Brees intercepted by Buccaneers CB **Leonard Johnson** near the

end of the first half, setting up a 27-yard field goal by K **Patrick Murray**. New Orleans went into halftime trailing by 13. Brees threw two more picks on the Saints' first two drives of the third quarter, but each time, the defense forced a punt.

After the defense forced a three-and-out near the end of the third quarter, they cut their deficit to six early in the fourth with Brees engineering a six-play, 54-yard drive that ended with a one-yard touchdown run by RB **Mark Ingram**.

With just over five minutes remaining, Lewis picked off a pass by Buccaneers QB **Josh McCown** and brought it back to mid-field. Brees connected on a 36-yard touchdown pass to WR **Marques Colston** to take the lead. When Tampa Bay got the ball back, Galette dropped McCown in the end zone for a safety to guarantee the season-ending win.

## SAINTS-BUCCANEERS GAME SUMMARY

New Orleans Saints	0	7	0	16	-	23
Tampa Bay Buccaneers	3	17	0	0	-	20

Team	Qtr	Time	Play Description (Extra Point) (Drive Info)	V-H
TB	1	6:03	Murray 39 FG (9-34, 4:17)	0-3
TB	2	11:25	Evans 6 pass from McCown (Murray kick) (11-80, 6:23)	0-10
NO	2	5:45	K. Robinson 1 run (S. Graham kick) (12-80, 5:40)	7-10
TB	2	1:48	Sims 8 run (Murray kick) (10-74, 3:57)	7-17
TB	2	0:06	Murray 27 FG (9-26, 1:26)	7-20
NO	4	14:02	Ingram 1 run (S. Graham kick) (6-54, 2:28)	14-20
NO	4	1:57	Colston 36 pass from Brees (S. Graham kick) (7-50, 3:23)	21-20
NO	4	1:05	McCown sacked in end zone by Galette for a Safety	23-20

FIELD GOALS (made () and missed)

NO: None

TB: Murray (39) (27)

## 16 @ Tampa Bay

### NEW ORLEANS SAINTS

RUSHING	ATT	YDS	AVG	LG	TD
Ingram	14	57	4.1	18	1
K. Robinson	7	15	2.1	8	1
Brees	2	-2	-1.0	-1	0
<b>Total</b>	<b>23</b>	<b>70</b>	<b>3.0</b>	<b>18</b>	<b>2</b>

PASSING	ATT	CMP	YDS	SK/YD	TD	LG	INT
Brees	38	24	281	2/13	1	44	3
<b>Total</b>	<b>38</b>	<b>24</b>	<b>281</b>	<b>2/13</b>	<b>1</b>	<b>44</b>	<b>3</b>

RECEIVING	NO	YDS	AVG	LG	TD
J. Graham	6	54	9.0	14	0
Stills	5	82	16.4	44	0
Colston	2	51	25.5	36t	1
K. Robinson	2	22	11.0	17	0
Watson	2	18	9.0	12	0
Cadet	2	9	4.5	5	0
Ingram	2	4	2.0	6	0
Toon	1	24	24.0	24	0
Meachem	1	16	16.0	16	0
Brees	1	1	1.0	1	0
<b>Total</b>	<b>24</b>	<b>281</b>	<b>11.7</b>	<b>44</b>	<b>1</b>

INT	NO	YDS	AVG	LG	TD
Lewis	1	2	2.0	2	0
<b>Total</b>	<b>1</b>	<b>2</b>	<b>2.0</b>	<b>0</b>	<b>0</b>

PUNTING	NO	YDS	AVG	TB	I20	LG
Morstead	3	156	52.0	0	0	57
<b>Total</b>	<b>3</b>	<b>156</b>	<b>52.0</b>	<b>0</b>	<b>0</b>	<b>57</b>

PT RET	NO	YDS	AVG	FC	LG	TD
Saunders	1	3	3.0	1	3	0
<b>Total</b>	<b>1</b>	<b>3</b>	<b>3.0</b>	<b>1</b>	<b>3</b>	<b>0</b>

KO RET	NO	YDS	AVG	FC	LG	TD
Saunders	1	19	19.0	0	19	0
<b>Total</b>	<b>1</b>	<b>19</b>	<b>19.0</b>	<b>0</b>	<b>19</b>	<b>0</b>

TEAM STATISTICS	NO	TB
TOTAL FIRST DOWNS	20	18
By Rushing	5	8
By Passing	14	9
By Penalty	1	1
3rd DOWN EFFICIENCY	7-14-50%	9-17-53%
4th DOWN EFFICIENCY	1-1-100%	0-0-0%
TOTAL NET YARDS	338	280
Total Plays	63	65
Avg. Per Play	5.4	4.3
NET YARDS RUSHING	70	183
Total Rushes	23	39
Avg. Per Play	3.0	4.7
Tackles For Loss-Yards	3-5	3-8
NET YARDS PASSING	268	97
Sacked-Yards Lost	2-13	3-18
Gross Yards	281	115
PASSING: Att.-Comp.-INT	38-24-3	23-14-1
Avg. Per Play	6.7	3.7
KICKOFFS: No.-In EZ-Touchbacks	4-4-1	6-5-4
PUNTS: No.-Avg.	3-52.0	4-40.8
Had Blocked	0	0

### TAMPA BAY BUCCANEERS

RUSHING	ATT	YDS	AVG	LG	TD
Martin	19	108	5.7	45	0
Sims	18	69	3.8	20	1
McCown	2	6	3.0	4	0
<b>Total</b>	<b>39</b>	<b>183</b>	<b>4.7</b>	<b>45</b>	<b>1</b>

PASSING	ATT	CMP	YDS	SK/YD	TD	LG	INT
McCown	23	14	115	3/18	1	18	1
<b>Total</b>	<b>23</b>	<b>14</b>	<b>115</b>	<b>3/18</b>	<b>1</b>	<b>18</b>	<b>1</b>

RECEIVING	NO	YDS	AVG	LG	TD
Evans	5	54	10.8	18	1
Myers	4	21	5.3	9	0
King	2	13	6.5	7	0
Jackson	1	11	11.0	11	0
Shepard	1	10	10.0	10	0
Sims	1	6	6.0	6	0

Total	NO	YDS	AVG	LG	TD
Tandy	1	3	3.0	3	0
McDougald	1	0	0.0	0	0
Johnson	1	-6	-6.0	-6	0
<b>Total</b>	<b>3</b>	<b>-3</b>	<b>-1.0</b>	<b>3</b>	<b>0</b>

PUNTING	NO	YDS	AVG	TB	I20	LG
Koenen	4	163	40.8	0	2	48
<b>Total</b>	<b>4</b>	<b>163</b>	<b>40.8</b>	<b>0</b>	<b>2</b>	<b>48</b>

PT RET	NO	YDS	AVG	FC	LG	TD
Rainey	3	34	11.3	0	14	0
<b>Total</b>	<b>3</b>	<b>34</b>	<b>11.3</b>	<b>0</b>	<b>14</b>	<b>0</b>

KO RET	NO	YDS	AVG	FC	LG	TD
Rainey	3	85	28.3	0	33	0
<b>Total</b>	<b>3</b>	<b>85</b>	<b>28.3</b>	<b>0</b>	<b>33</b>	<b>0</b>

TEAM STATISTICS	NO	TB
FGs-PATs HAD BLOCKED	0-0	0-0
Net Punting Avg.	40.7	40.0
TOTAL RETURN YARDAGE	5	31
No. and Yards Punt Returns	1-3	3-34
No. and Yards Kickoff Returns	1-19	3-85
No. and Yards Interception Returns	1-2	3--3
PENALTIES: No.-Yds.	2-15	4-23
FUMBLES: No.-Lost	1-0	0-0
TOUCHDOWNS	3	2
Rushing	2	1
Passing	1	1
EXTRA POINTS: Made-Att.	3-3	2-2
Kicking: Made-Att.	3-3	2-2
FIELD GOALS: Made-Att.	0-0	2-2
RED ZONE EFFICIENCY	2-3-67%	2-3-67%
GOAL-TO-GO EFFICIENCY	2-2-100%	2-3-67%
SAFETIES	1	0
FINAL SCORE	23	20
TIME OF POSSESSION	27:13	32:47


OWNERSHIP

FOOTBALL

ADMINISTRATION

RECORDS

HISTORY



# FOOTBALL OPERATIONS





## JEFF IRELAND

**ASSISTANT GENERAL MANAGER/  
COLLEGE SCOUTING DIRECTOR**

Jeff Ireland is in his first season working in the Saints personnel department as the club's assistant general manager/college scouting director.

Ireland oversaw the 2015 NFL Draft in his role as the club continued to infuse the roster with talented building blocks to contribute both in the present and the future. With their two first round picks, the Saints drafted Stanford All-American tackle Andrus Peat (13th overall) and Clemson first-team All-ACC selection Stephone Anthony (31st overall), one of the top linebackers in the draft. With their second round pick, New Orleans selected Washington linebacker Hau'oli Kikaha (44th overall), the nation's sack leader in 2014 with 19 takedowns. With two third round picks, the Saints took Colorado State quarterback Garrett Grayson (75th overall) and Florida State cornerback P.J. Williams (78th overall). Under Ireland's direction, the Saints had a busy final day of the draft, picking Chattanooga linebacker Davis Tull (148th overall), Fresno State defensive lineman Tyeler Davison (154th overall) and Georgia cornerback Damian Swann (167th overall) in the fifth round and selecting Missouri running back/return specialist Marcus Murphy (230th overall) with their final selection in the seventh round.

Prior to joining the Saints, Ireland served as general manager of the Miami Dolphins for six seasons. Inheriting a 1-15 team upon his arrival in 2008, Ireland's first season in Miami, he worked with the club's personnel staff to overhaul the team's roster, efforts that resulted in an 11-5 mark, the AFC East title and a playoff berth, a turnaround unprecedented in NFL annals.

Ireland replaced almost half the roster in 2008, bringing on board 27 new faces, including nine new starters. One of those newcomers, quarterback Chad Pennington, went on to win the NFL Comeback Player of the Year award and finished tied for second in voting for the league's Most Valuable Player award. Among the new faces Ireland brought on board in 2008 were 11 rookies who made the team, including eight draft choices, three of whom were in the opening day starting lineup. Tackle Jake Long, the team's first pick of the draft went on to earn Pro Bowl honors at the conclusion of the season. Rookie free agent kicker Dan Carpenter led the Dolphins in scoring.

During Ireland's tenure, eight players (Long, Carpenter, Randy Starks, defensive end Cameron Wake, wide receiver Brandon Marshall, guard Richie Incognito, cornerback Brent Grimes and center Mike Pouncey) he acquired through the draft, free agency and trades accounted for a total of 14 Pro Bowl selections, with Long and Wake earning AP first-team All-Pro honors.


OWNERSHIP

FOOTBALL

ADMINISTRATION

RECORDS

HISTORY



# FOOTBALL OPERATIONS

Ireland joined Miami after a seven-year stint (2001-07) with the Dallas Cowboys, including his last three seasons there as the team's vice president of college and pro scouting. He was originally hired by the Cowboys as the team's national scout. In 2007, Ireland's last season in Dallas, the Cowboys went 13-3 and won the NFC East title. Of the 53 players on the active roster, 38 had been acquired over the three years (2005-07) Ireland served as the team's vice president of scouting. Seven of those players made the Pro Bowl during that time, including outside linebacker DeMarcus Ware (Ireland's first pick as the team's lead scout), 2005 fourth round selections defensive end Chris Canty and running back Marion Barber, 2007 draft choice kicker Nick Folk and two free agent acquisitions that season, guard Leonard Davis and safety Ken Hamlin. 2005 seventh round selection defensive tackle Jay Ratliff would go on to be selected to four Pro Bowls from 2008-11.

Ireland began his tenure with the Cowboys as the team's national scout in 2001, evaluating all of the top collegiate prospects in the country. In his four years in that role, his skill as a talent evaluator helped lead to the drafting of four Pro Bowl performers, safety Roy Williams (who was selected five straight years), cornerback Terence Newman, center Andre Gurode and tight end Jason Witten.

Prior to joining the Cowboys, Ireland spent four years in Kansas City as an area scout. He started his NFL career evaluating talent as an area scout for the National Football Scouting Combine from 1994-1996.

Before becoming a full-time talent evaluator, Ireland helped coach special teams at the University of North Texas from 1992-1993. He was a four-year starter as a placekicker at Baylor University from 1988-1991, finishing his collegiate career third on the school's all-time scoring list with 213 points. His 45 career field goals, which included a 58-yard effort against Rice in 1991, established a school record for field goals made. Following his senior season he was selected as the South team's kicker in the 1992 Senior Bowl.

Ireland, an Abilene, Texas native, is the stepson of Kansas City Chiefs Hall of Fame linebacker/center E.J. Holub and the grandson of former Philadelphia Eagles player and longtime Chicago Bears personnel executive Jim Parmer.



## TERRY FONTENOT

### DIRECTOR OF PRO SCOUTING


Terry Fontenot begins his 13th season with the Saints organization and third as the director of pro scouting. His responsibilities in managing the pro personnel department on a daily basis include recommending player acquisitions by evaluating players from all professional leagues, including the Saints roster, monitoring the waiver wire and supervising the advance scouting of upcoming opponents.

Fontenot spent seven seasons as a pro scout before his promotion, where his responsibilities included evaluating and rating current professional players and preparing the club for acquisitions through free agency or the waiver wire. He would also assist in the team's draft preparations and the weekly advance scouting of upcoming opponents.

Fontenot has held multiple positions in the scouting department, including as a pro scouting assistant – where he helped evaluate free agents, track player movement, studied film and aided in the planning for the NFL Draft – and as an assistant in player personnel.

In 2012, he was selected by the club to attend the Stanford Business School's Executive Education NFL-Stanford Program for Managers, an education program and honor known across the league as an important training ground for promising executives.

A native of Lake Charles, La., he had a standout prep career and was an all-state defensive back at Lagrange High School. A four-year letterman at safety for Tulane from 1999-2002, Fontenot served as a team captain in 2001 and was a member of the 2002 Hawaii Bowl Champion team. He graduated with a bachelor's degree in business and organizational information technology.



**KHAI  
HARLEY**  
VICE PRESIDENT OF FOOTBALL  
ADMINISTRATION

Entering his eighth season with the Saints and 15th in the NFL, Vice President of Football Administration Khai Harley's primary focus is contract negotiation and strategic planning/management of the Saints salary cap. In his second season in his new position after serving as director of football administration from 2008-13, he works in conjunction with the player personnel department, making the club's player acquisitions fit within the structure of the cap. His duties also include contract negotiations, coordinating different areas of football operations, roster analysis and being involved in the administrative functions of running the club. He is a key liaison with the NFL Management Council and Players Association.

Harley has a deep background in NFL salary cap administration, Collective Bargaining Agreement (CBA) regulations, and the research of player contracts. He arrived in New Orleans in 2008 after serving for five years as the Manager of Labor Operations with the NFL Management Council. He was responsible for ensuring personnel transactions and player contracts submitted by each team complied with the CBA and the NFL's Constitution & Bylaws while also providing advice to club officials during contract negotiations.

# FOOTBALL OPERATIONS

On a daily basis, Harley researches contracts and cap statistics from not only the club but from around the league. It is similar to the daily and yearly reconciliation he did for all 32 clubs in his former position, where he calculated cap figures for each team, made adjustments for the following year and analyzed statistical trends related to player signings.

Harley has also been a member of the NFL's Diversity Council since 2005, which is designed to promote diversity throughout the NFL's administrative offices, recommend diversity initiatives and implement/oversee approved programs. He started in the League Office in 2002 as a Player Personnel Analyst, working to ensure each team's compliance with the salary cap, analyzing player contracts and researching the eligibility of college players.

Harley served as an administrative intern with the Philadelphia Eagles from 2001-02—gathering data used to determine whether players earned performance-based incentives while also handling other administrative duties—and earlier in 2001 served as football operations intern for the Indianapolis Colts.

Prior to entering the NFL, Harley was a financial analyst with Bloomberg, L.P. from 1995-2000, analyzing domestic and international bond markets, studying trends in European markets for clients, training employees and international staff and ensuring debt issuance within Emerging, Latin American, and U.S. Private Placement Markets were in compliance with corporate and SEC guidelines.

Harley graduated with a degree in Accounting from Rutgers University in 1998, twice receiving the National Association of Black Accountants Scholarship Award. He earned a master's degree in Sports Management from Springfield College in 2001. Harley was recognized by the Rutgers African-American Alumni Alliance in 2012 as a Hall of Fame inductee for his continuing contributions in supporting the educational programming, cultural awareness and development in continuing education in the undergraduate, graduate and post graduate levels.




**JAMES  
NAGAOKA**  
DIRECTOR OF OPERATIONS

Entering his 16th season with the Saints and 38th overall in the NFL, Director of Operations James Nagaoka oversees all aspects of the logistics and day-to-day needs of the football team. He was promoted to his current position in 2003.

Nagaoka arrived in New Orleans in 2000 and served as director of team logistics/box office manager for three seasons. Included in his many responsibilities is managing the Saints' training camp operations, and in 2002 Nagaoka coordinated the construction of the indoor practice field, locker room, weight room and cafeteria at the Saints facility.

He joined the Saints after working for the Seattle Seahawks for 22 years, holding a wide spectrum of responsibilities during his tenure. His duties included entertainment, travel coordination, special projects and ticket sales. As ticket director, Nagaoka managed both sales and operations for 15-consecutive sold-out seasons.

A graduate of the University of Washington, Nagaoka has degrees in communications and Japanese literature.




**RYAN  
POWELL**  
PRO SCOUT

Entering his ninth season as a pro scout and 11th with the Saints, Ryan Powell has a wealth of responsibilities that include evaluating free agents from the NFL and other professional leagues, monitoring the waiver wire and advance scouting of opponents. Powell, who also assists in the club's yearly draft preparations, spent his first two years in New Orleans as the team's combine scout. In that position, Powell evaluated college players for both the Saints as well as contributing reports to the National Football Scouting Combine.

Previously, Powell served as a Saints training camp intern in 2004. He also worked on the coaching staff at Linfield College, as an assistant on the team that won the 2004 NCAA Division III National Championship. Powell also worked for the Seattle Seahawks for three summers (1998-2000) as a training camp assistant.

A native of Bend, Ore., Powell graduated in political science and history from Linfield in 2002. He had a standout prep career at Mountain View High School, where he earned all-state honors before playing linebacker at Linfield.




**MICHAEL  
PARENTON**  
PRO SCOUT

Michael Parenton is in his fourth season with the Saints personnel department and his second as a pro scout. He joined the organization in July 2012 as a scouting assistant, where he served for two seasons.

The former offensive lineman played in two games with the New York Jets in 2009 after being signed by the club as an undrafted free agent out of Tulane University. The team captain was a four-year letterman on the Green Wave's foot-

# FOOTBALL OPERATIONS

ball team and an All-Conference USA selection all four seasons. The Thibodaux, La. native graduated with a bachelor's degree in finance and also earned a master of accounting degree. He attended E.D. White High School in Thibodaux, where he lettered in both football and track. He was a three-year starter on both the offensive and defensive lines and a two-time first team 3A All-State selection.



**DWAUNE  
JONES**  
REGIONAL SCOUT

With a background that includes stints as a professional player, coach and scout, Dwaune Jones enters his 11th season with the Saints and fourth as the Northern regional scout. He previously served as the Saints Midwest area scout.

A former wide receiver in the NFL and NFL Europe, his prior experience also includes coaching wide receivers for the NFL Cologne Centurions from 2004-05 and serving as a training camp scouting intern for the Seattle Seahawks in 2004.

Jones was allocated to NFL Europe by Seattle in 2001 and caught 33 passes for 577 yards and five touchdowns for Berlin. In their World Bowl IX victory over Barcelona, Jones caught six passes for 161 yards and two touchdowns, including a game-winning 53-yard strike with 4:08 left.

Jones also has NFL playing experience with the Cleveland Browns and Houston Texans and served as a training camp intern coach in NFL Europe in 2003. During his college career at the University of Richmond, Jones was a three-year starter who hauled in 146 receptions for 1,994 yards and departed ranked sixth in school history with 15 touchdowns. Jones was also a sprinter on the track team.



**MIKE  
BAUGH**  
AREA SCOUT

Mike Baugh – an experienced member of the player personnel department who is entering his 23rd season in the NFL – is responsible for evaluating college prospects located in the central region of the country. Baugh is in his second stint with the Saints, rejoining the club in 2008 after serving as a pro scout with the club from 2000-04.

From 2005-07, Baugh served as the assistant director of player personnel for the Miami Dolphins. Prior to arriving in Miami, his responsibilities with New

Orleans included evaluating free agent prospects, advance scouting of opponents and assisting in yearly draft preparations.

Baugh opened his NFL career with the Seattle Seahawks, spending eight years with the club in various capacities. He started as a public relations intern in 1992, served as an administrative assistant to head coaches Tom Flores and Dennis Erickson from 1993-96 and moved to the player personnel department in 1997, where he was a scouting assistant. In 1998, Baugh was named manager of football administration for Seattle, and in 1999, his final year with the club, was promoted to assistant director of pro scouting.

Baugh graduated from Central Washington University with a bachelor's degree in business administration.



## BRENDAN PROPHETT

### AREA SCOUT

Brendan Prophett's in his first year with the Saints as an area scout. He spent the last 16 years with the New York Jets. From 2007-15, the Bridgewater, Mass. native was the club's director of pro personnel. He joined the Jets in 2001 as a college scouting assistant and also served as a Northeastern regional scout, pro scout and assistant director of pro scouting. Prophett interned with the NFL Management Council in 2000 after spending the 1999 season as a pro personnel intern for the New York Giants.


Prophett played wide receiver in college for one year at the University of Maine before transferring to the College of New Jersey, where he was a four-year starter and three-time all-conference selection and received his bachelor's degree in economics. He played in Germany in 1998, spent the 1999 preseason with the Arena Football League's Orlando Predators and played half of the 2000 season with the af2 Augusta Stallions before interning at the league office.



## CODY RAGER

### AREA SCOUT

Cody Rager is in his first year with the Saints as an area scout. From 2014-15, he served as Indiana University's director of recruiting. He spent the previous two seasons in the Miami Dolphins player personnel department. Rager served as the club's



# FOOTBALL OPERATIONS

scouting assistant in 2012 and was promoted to west regional scout in 2013. From 2010-12, Rager worked as a player personnel assistant at his alma mater, the University of Alabama, where he provided current information, evaluation and highlights for all Crimson Tide prospects. A native of Morris, Alabama, Rager received his bachelor's degree in finance and economics in 2010 and earned his master's degree in sport management in 2012.




## JON SANDUSKY

### AREA SCOUT

Jon Sandusky is in his first year with the Saints as an area scout in 2015. A veteran of 13 NFL seasons in player personnel, Sandusky arrives in New Orleans after spending the last five seasons with the Cleveland Browns, four as the director of player personnel and one as a player personnel associate. He joined the Browns in 2009, after serving eight years in the player personnel department of the Philadelphia Eagles. He joined the Eagles in 2001 as an intern, served as pro scout from 2002-07 and was promoted to the club's director of pro personnel in his final season in 2008. Before joining the Eagles, Sandusky was a coaching intern for one year at Penn State (2000).

A native of State College, Pa., Sandusky was a safety for Penn State from 1996-99 and earned a degree in exercise science. As a Nittany Lion, he was also a member of the Big Ten's all-academic squad from 1998-99 and received the Frank Patrick Commitment Award in 1998 for his dedication, academics and conditioning.



## JOEY VITT JR.

### AREA SCOUT

Joey Vitt is in his seventh season with the Saints personnel department, for whom he has served a number of roles and his second as an area scout. He originally joined the organization in 2009 as a scouting assistant and then served as a combine scout from 2012-14. Vitt was born March 3, 1980 in Towson, Md. and majored in sports management at Towson. He is the son of Saints Assistant Head Coach/Linebackers Joe Vitt.



## TERRY WOODEN

### AREA SCOUT

Bringing the perspective of a 10-year NFL veteran and the last 12 years as a scout, Terry Wooden enters his ninth year with the Saints as an area scout. His responsibilities include evaluating the prospects from the colleges located in the Western region of the country.

Wooden joined the Saints in 2007 after serving as a college scout for the Buffalo Bills from 2003-2006.

Wooden was selected in the second round (29th overall) by Seattle in the 1990 NFL Draft and played linebacker for the Seahawks through 1996. After departing Seattle, he had stints with the Kansas City Chiefs (1997) and the Oakland Raiders (1998). He posted career totals of 700 tackles, 10 sacks, seven interceptions, 34 passes defended and 12 fumble recoveries. While with the Seahawks he was voted the 1992 Ed Block Courage Award winner, presented to the player who best exemplifies the principles of courage and sportsmanship.

During his college career at Syracuse, Wooden was a four-year starter and selected to the All-East Coast Athletic Conference first-team three times. He graduated in 1990 with a bachelor's degree in sociology. Following his career, Wooden was voted to the Syracuse All-Century Team.

Terry's brother, JoJo Wooden, is the director of player personnel for the San Diego Chargers.



## CASEY TALLEY

### COMBINE SCOUT

Casey Talley enters his second season as the club's combine scout, and in his position works for the Saints and the National Scouting Combine. The club is part of the scouting service, and Talley's reports on college prospects are shared with other teams that are members.


Prior to being promoted to combine scout, Talley had served as a scouting assistant with the Saints for two seasons. In his role, he assisted the team's player personnel department in various areas, including evaluating both college and profes-



# FOOTBALL OPERATIONS

sional players, advance scouting of upcoming opponents, in-season tryouts and attending college pro days.

Talley graduated from the University of Oklahoma in 2010 with a bachelor's degree in business administration.



**PAUL  
ZIMMER**  
COLLEGE SCOUTING COORDINATOR

Entering his ninth season with the Saints organization, Paul Zimmer is in his third year as college scouting coordinator for the Saints.

He is responsible for maintaining the day-to-day operations of the college scouting department regarding scouts' scheduling, processing and organizing the information gathered on draft-eligible players and maintain a computer database of scouting reports.

The Sioux Falls, S.D. native served as a video assistant from 2010-13, where his primary duties were filming all games and practices, organizing weekly game film from other teams and creating specialized cutups for the coaching staff. He first joined the club as a ticket and suite sales account executive in 2007.

Zimmer played rugby at Northwest Missouri State and graduated in 2007 with a bachelor's degree in marketing.



**FRED  
McAFEE**  
DIRECTOR OF PLAYER DEVELOPMENT

With a wide-range of responsibilities centered around helping players and their families improve their quality of life as well as invest in their futures, Fred McAfee enters his ninth season as director of player development. He also organizes continuing college education opportunities, internships, life skills training seminars, financial education classes and family assistance.

In addition, McAfee serves as a conduit between players and their dealings with coaches and management. He also helps rookies adjust to the NFL and assists former players in making the transition into life following their careers. He was a

longtime standout as a Saints' player, and retired following the 2006 season after a 15-year career.

The transition to the front office has been smooth for McAfee, who was known as a positive influence in the locker room during his time in the league. He played in 194 games in his career, including 122 contests in two stints with New Orleans. Picked by the Saints in the sixth round of the 1991 NFL Draft, he played for three of the club's five division champion teams and has been affiliated with the team for all five, including the 2009 Super Bowl XLIV Championship campaign.

McAfee first played for the Saints from 1991-93, leading New Orleans in rushing as a rookie with a career-high 494 yards. That season the Saints won their first NFC West title. After a seven-game stint with the Arizona Cardinals in 1994, he was signed by Pittsburgh later that season. He stayed with the Steelers until 1997, and served as their special teams captain for two years.

McAfee rejoined the Saints in 2000 and was voted to the Pro Bowl in 2002 for his stellar special teams play. His final game in New Orleans was the 2006 regular season finale vs. the Carolina Panthers, and one of the final carries of McAfee's career was a six-yard burst for a touchdown in the third quarter.

He attended Mississippi College, where McAfee graduated with a bachelor's degree in mass communications and was inducted into the Division II College Football Hall of Fame in 2011. In 2007, he completed the NFL Managers Program at Stanford University's Executive Education Graduate School of Business. He has also completed his Athlete Development Professional Certification at the Wharton School of Business.


## FOOTBALL OPERATIONS



**DEBBIE  
GALLAGHER**  
Exec. Asst. to the  
EVP/GM




**DANNY  
LAWLESS**  
Director of Security




**ALAINA  
TOUPS**  
IT Specialist



**BAILEE  
BROWN**  
Scouting Assistant



**BEN  
MARTINEZ**  
Scouting Assistant



**GREG  
CASTILLO**  
Scouting Intern

# FOOTBALL OPERATIONS



**GREG  
BENSEL**  
SENIOR VICE PRESIDENT  
OF COMMUNICATIONS

With responsibilities that include serving as the team's official spokesman, overseeing all internal and external communications and being the primary liaison between the club and national and local media, Senior Vice President of Communications Greg BenseL enters his 19th season with the Saints. In addition to overseeing all communications efforts for the Saints, BenseL also serves in the same role for the NBA's New Orleans Pelicans.

In addition to his duties with both the Saints and Pelicans, BenseL also manages the communications efforts of Saints Owner Tom Benson's community giving and business enterprises.

BenseL was promoted to vice president in 2006 after serving for nine seasons as director of media & public relations. In addition to managing his staff, his duties include working with the NFL's network media partners, media operations for home and away games and planning the long-range public relations initiatives for the club.

BenseL has also worked on the NFL public relations staffs for Super Bowl XXXII, XXXIII and XXXVI.

Prior to joining the Saints, BenseL was director of media relations for the Super Bowl XXXI Host Committee and the Greater New Orleans Sports Foundation. He has also served on the media committee for the NCAA Men's Final Four, the SEC Men's Basketball Tournament and the Sugar Bowl.

A New Orleans native who graduated from Jesuit High School and Tulane, BenseL started his professional career as a media relations administrator for the PGA of America in Palm Beach Gardens, Fla., where he served on the public relations staffs for the 1991 PGA Championship, the 1991 Senior PGA Championship and the 1991 Ryder Cup.

# FOOTBALL OPERATIONS

## COMMUNICATIONS STAFF/PHOTOGRAPHY



**DOUG  
TATUM**  
Executive Director of  
Digital Media



**FITZ  
OLLISON**  
Senior Director  
of Football  
Communications



**JUSTIN  
MACIONE**  
Football  
Communications  
Manager



**LINDSEY  
MITCHELL**  
Corporate  
Communications  
Manager



**ALEX  
RESTREPO**  
Digital Media/Social  
Media Manager



**COURTNEY  
FORET**  
Communications/  
Alumni Coordinator



**MATT  
MENDELSON**  
Communications  
Coordinator



**MICHAEL C.  
HEBERT**  
Director of  
Photography



**JOHN  
DESHAZIER**  
Senior Writer/  
Digital Media  
Contributor



**SEAN  
KELLEY**  
Digital Media  
Contributor



**DAN  
SIMMONS**  
Alumni/Legends  
Development  
Coordinator



**DAVE  
DESPOSITO**  
VIDEO DIRECTOR

Dave Desposito, who oversees the filming of all games and practices and edits the video on a daily basis for the coaches, scouts and front office personnel, enters his 14th season with the Saints as video director.

Desposito's responsibilities include breaking down the opponent's weekly game

OWNERSHIP

FOOTBALL

ADMINISTRATION

RECORDS

HISTORY

# FOOTBALL OPERATIONS

video and keeping a detailed archive for the coaching staff. Under his supervision, the Saints have also installed a state-of-the-art, digital editing system networked throughout the building via computer, accessible by the coaching and player personnel staff. Desposito also oversaw the club's upgrade to HD technology.

It's time-consuming work that involves late nights and tight deadlines, and the game film that Desposito and his staff generates – as well as that of every NFL team – is uploaded to a network that all 32 teams have access to.

Desposito came to New Orleans after serving as assistant video director from 1998-2001 for the Jacksonville Jaguars. He worked from 1993-97 for the New York Giants as an intern, coach's show assistant and video assistant.

A native of Little Ferry, N.J., Desposito graduated from William Paterson University with a degree in communications.

## VIDEO STAFF



**JOE  
ALLEY**  
Assistant Video  
Director



**JUSTIN  
MATTHEWS**  
Video Assistant



**TIM  
YOUNGBLOOD**  
Video Assistant



**SCOTTIE  
PATTON**  
HEAD ATHLETIC TRAINER

Scottie Patton, a 24-year veteran of the NFL and entering his 16th season with the Saints, coordinates all medical care and injury rehabilitation as the club's head athletic trainer. He has supervised the team's athletic training staff and set all policies since arriving in New Orleans in 2000.

The Saints' athletic training department has earned a number of awards under Patton's direction. He and his staff were honored as the 2007 Athletic Training Staff of the Year by the Southeastern Athletic Trainers Association. In 2006, they were honored as the Athletic Training Staff of the Year by both the Professional Football Athletic Trainers Society and the National Football League Physician's Society.

Only the third head athletic trainer in club history, Patton served as an assistant athletic trainer with the Philadelphia Eagles from 1996-99 and as an assistant athletic trainer for San Francisco for the previous five years. With the 49ers, Patton was on the staff of the Super Bowl XXIX Champions. He has also served three times as an athletic trainer for the NFC squad at the Pro Bowl, including in 2007 with the Saints. With the club's Super Bowl XLIV triumph, Patton has been a member of two World Championship athletic training staffs.

Patton earned a bachelor's degree in Sports Medicine/Exercise Science from Appalachian State University in 1990. After enrolling in graduate school at the University of South Carolina, Patton completed his master's in Sports Medicine at San Jose State in 1996. A certified athletic trainer, he is a member of the National Athletic Trainers Association (NATA) and the Professional Football Athletic Trainers Society. The NATA's recognized him for 25 years of membership.

Patton began his career as a graduate assistant athletic trainer at South Carolina (1990-91), as a student athletic trainer at Appalachian State (1986-90) and a summer training camp and assistant athletic trainer with the 49ers from 1988-89. During his final two years with the Eagles, Patton created the Patton Football/Athletic Training Clinic, a non-profit venture in the offseason that provided instruction in athletic training and football skills in his hometown of Gastonia, N.C.

Patton also organizes and hosts an annual Athletic Training Symposium at the team's practice facility for high school students from all over the country who desired the opportunity to learn about athletic training from experts in the field.



## **BEAU LOWERY** DIRECTOR OF REHABILITATION

Beau Lowery, who brings 17 years of experience in his field, enters his fourth season with the Saints and first as the club's director of rehabilitation. He is responsible for treating and rehabilitating players throughout the year.

Lowery came to the Saints in 2011 as an assistant athletic trainer/physical therapist after spending two years as a physical therapist/athletic trainer at the Baton Rouge Orthopaedic Clinic and helping establish the Elite Physical Therapy and Sports Medicine in Baton Rouge, La. Lowery served as an associate athletic trainer/physical therapist at Louisiana State University from 2004-10. His primary responsibilities were serving as the physical therapist and athletic trainer for the baseball program during a period when they won one Southeastern Conference title, three conference tournament championships and one College World Series. Lowery also oversaw men's golf and cheerleading at LSU. While serving as a graduate assistant from 2004-05, he worked with the women's soccer

# FOOTBALL OPERATIONS

and gymnastics programs. The Seminary, Miss. native also served as an adjunct professor at LSU for six years.

Lowery graduated from the University of Mississippi Medical Center in 1998 with a bachelor's degree in physical therapy. Following graduation, he worked as a physical therapist at South Central Regional Medical Center in Laurel, Miss. While working in Laurel, Lowery finished his athletic training internship at Jones County Junior College and Jones County High School in June, 2000. Lowery then became the outpatient physical therapy coordinator of South Central Regional Medical Center and the athletic trainer for Laurel High School.

Prior to his work at LSU, Lowery worked with the Pittsburgh Steelers for three summers. While a graduate assistant at LSU he earned his master's degree in kinesiology with an emphasis in motor behavior. Lowery completed the doctorate of physical therapy program (tDPT) through the University of Mississippi Medical Center in August, 2013. Lowery is also certified in Sports Physical Therapy through the American Board of Physical Therapy Specialists and is a member of the American Society of Shoulder and Elbow Therapists.



**KEVIN  
MANGUM**  
ASSISTANT ATHLETIC TRAINER


Among the club's longest-tenured employees, Assistant Athletic trainer Kevin Mangum works in conjunction with the other members of the training staff to maintain the overall health and welfare of the team while also treating and rehabilitating injured players.

A native of Tylertown, Miss., Mangum has collected a lengthy list of honors as he enters his 35th season with the Saints, including being inducted into the Louisiana Athletic Trainers Association Hall of Fame in 2008.

His contributions have helped the athletic training staff earn several awards, including the 2007 Southeastern Athletic Trainers' Association (SEATA) Professional Athletic Trainers Award, the Fain Cain Memorial Award in 2006 and the NFL Athletic Training Staff of the Year in 1986 and 2006. Mangum received the Southeast Athletic Trainers Association's 1991 Backbone Award, which recognizes the region's outstanding assistant athletic trainer.

Mangum was a student athletic trainer for two years at Southwest Mississippi Junior College and two more at the University of Southern Mississippi before joining the Saints in 1981. He received a bachelor's degree in athletic administration with a specialization in athletic training from USM in 1981, and an advanced degree in physical education from the University of New Orleans in 1988.

Mangum is a member of both the Southwest Mississippi Junior College and University of Southern Mississippi Sports Hall of Fames.



## BEN STOLLBERG

### ASSISTANT ATHLETIC TRAINER

Ben Stollberg is in his second season with the Saints and was named one of the club's assistant athletic trainers in 2014.

Prior to joining the Saints, Stollberg served as an assistant athletic trainer at Mississippi State University from 2011-14. Stollberg worked with the Bulldogs football and women's tennis programs.

Stollberg studied at Louisiana State University and received a master's degree in kinesiology in 2011. He served as a graduate assistant at LSU from 2009-11, working with the football and men's & women's track & field/cross country programs. He graduated from Marquette University in 2009 with a bachelor of health sciences degree in athletic training.

Stollberg is a member of the National Athletic Trainers Association (NATA).

## MEDICAL STAFF



**DR. JOHN  
AMOSS**  
Team Physician




**DR. DERYK  
JONES**  
Team Orthopedist




**DR. MISTY  
SURI**  
Team Orthopedist



**JAMIE  
MEEKS**  
Director of Sports  
Nutrition



# FOOTBALL OPERATIONS



**JOHN  
BAUMGARTNER**  
HEAD EQUIPMENT MANAGER

In 2015, Baumgartner enters his 13th season with organization, first as head equipment manager. In this role, he is responsible for the endless list of details that goes into filling the team's needs, including the purchase, upkeep and repair of all equipment and uniforms for the players and coaches, the transportation of that equipment for road trips and training camp as well as the daily practice field arrangement.

He began his career in the NFL working in the equipment room for the Saints in 2003. In 2008 he was promoted to assistant equipment manager. He also served as head equipment manager of the club's Arena Football League entry, the New Orleans VooDoo in 2007, assisting in the club's equipment department from 2004-05.

Following the 2005 season, Baumgartner was a part of a Saints equipment staff that was selected in a vote by their peers for the Whitey Zimmerman Memorial Award, annually given to the NFL equipment staff that exceeds the usual demands of the position. That season, the equipment staff overcame extraordinary challenges in the forced evacuation from New Orleans because of Hurricane Katrina.

The son of former Saints defensive lineman Steve Baumgartner, John Baumgartner attended the University of Southern Mississippi, where he played on the offensive line from 2000-02. The Covington native graduated with a bachelor's degree in sports administration in 2004.


## EQUIPMENT STAFF



**COREY  
GAUDET**  
Assistant Equipment  
Manager



**JOEL  
GASTRIGHT**  
Equipment Assistant



# ADMINISTRATION



# ADMINISTRATION



## JEAN-PAUL DARDENNE

### SENIOR VICE PRESIDENT OF CORPORATE PARTNERSHIPS

Jean-Paul Dardenne is entering his 10th season with the Saints and his 20th year in the sports marketing/ sponsorship field, having been promoted to Senior Vice President of Corporate Partnerships of the New Orleans Saints and New Orleans Pelicans in February 2014. Since July 2012, Dardenne has overseen corporate partnerships sales and service for both franchises.

Dardenne joined the Saints in 2006 as the club's director of corporate partnerships prior to being promoted to senior director of corporate partnerships in 2011 and to vice president of corporate partnerships in 2012. He played a pivotal role in helping forge a ground-breaking 10-year naming rights deal with Mercedes-Benz for the Mercedes-Benz Superdome. Throughout his tenure, he's helped identify and recruit numerous local and national sponsors for the club, while also supervising the sponsorship and fulfillment department, to ensure the team's corporate partners receive the highest level of service.

In addition to the naming agreement for the Mercedes-Benz Superdome, Dardenne was instrumental in establishing a 10-year naming rights deal with Smoothie King for the Smoothie King Center. The collaboration pairs two Louisiana companies in a partnership that contributes to the long-term financial viability of the New Orleans Pelicans.

Prior to joining the Saints, Dardenne served as the director of sponsor and market development for Royal Caribbean Cruises Ltd from 2004-06 and also has worked with Bruno Event Team and Executive Sports International in various leadership positions in sponsorship and marketing.

A native of South Hadley, Mass., Dardenne earned a bachelor's degree in Business Management from Springfield College and received his master's in Sports Management from Barry University.



## BEN HALES

### SENIOR VICE PRESIDENT OF MARKETING & BUSINESS DEVELOPMENT

Ben Hales was named senior vice president of marketing and business development for the New

Orleans Saints and New Orleans Pelicans in June of 2012 and oversees marketing initiatives for both teams. Hales, who enters his 16th season with the Saints and fourth with the Pelicans, spent seven seasons as the team's vice president of marketing and business development.

On a daily basis, Hales directs the Saints' marketing and creative efforts, as well as community initiatives and game and event presentation. He's also intricately involved in both clubs' critical planning of short-term and long-range marketing efforts. Hales' duties also entail stadium operations at the Mercedes-Benz Superdome, broadcasting partnerships, promotions, advertising, special events and youth programs.

During the 2012-13 NBA season, the Hornets franchise announced that they would re-brand following the season and become the New Orleans Pelicans. Hales was instrumental in the re-branding efforts from start to finish, helping to first conceptualize the look to represent the Pelicans namesake and leading the planning for the official announcement in January 2013.

In 2011, Hales finalized a ground-breaking ten-year naming rights deal for the stadium with Mercedes-Benz. Throughout his tenure, he has helped create and implement a variety of innovative opportunities for local and national partners to build relationships with the club, including the development of Patron Saints Partners, a premium sponsorship program. Under his direction the club has added a sponsorship and fulfillment department, to ensure corporate partners receive the highest level of service.


The Saints have continued to increase the number and variety of television and radio programs after Hales assumed the role of the club's primary programming negotiator. In addition to three weekly in-season television programs, the Saints now produce numerous specials that have aired on three different local television stations throughout each season.

In 2006, the Saints achieved the first season ticket sellout in team history, a feat the team has equaled each season since then. The club was named the 2006 Marketer of the Year by the American Marketing Association's New Orleans regional chapter and also received the 2007 MAX Award for its 2006 "Winning Is An Attitude" advertising campaign.

Hales joined the Saints in 2000 as a corporate sales account executive. In 2001, he was promoted to corporate sales and broadcasting manager before becoming a director the following year and assuming the responsibilities of business and marketing operations.

Prior to joining the Saints, Hales worked in television advertising in the New Orleans market. In addition to his community efforts on behalf of the team, Hales is a member of the New Orleans City Park Board of Commissioners and the People's Health Champions Selection Committee while also serving on the Super Bowl Bid Executive Committee and the NCAA Final Four Committee. Hales has also recently served on the Super Bowl XLVII Host Committee Executive Committee and NBA All-Star Host Committee.


In 2013, Hales was honored as a Young Leadership Council (YLC) Role Model



# ADMINISTRATION

and was named as one of *The Gambit's* 40 under 40 in 2012.

A native of New Orleans and a longtime Saints terrace and plaza level season ticket holder before joining the club, Hales earned a degree in English from the University of Mississippi in 1996.



## ED LANG

### SENIOR VICE PRESIDENT/ CHIEF FINANCIAL OFFICER

Ed Lang was named senior vice president/chief financial officer for the New Orleans Saints and New Orleans Pelicans in June, 2012.

Entering his fourth year with the Saints and fifth with the Pelicans, Lang maintains the financial operations for both clubs, is the principal liaison with all vendors that service them and also oversees several administrative and operations departments. He supervises the human resources, information technology and facilities and grounds departments for both clubs. Lang also has served as the primary contact for the NBA in related matters to his responsibilities since first being named CFO of the Pelicans franchise in 2011.

The Cincinnati, Ohio native came to New Orleans following 13 years with the NHL's Nashville Predators in several different leadership capacities. For his final three years with the club he served as the organization's president of business operations after the successful sale of the team to a new ownership group. Lang, who was with the franchise at its inception, began as the organization's vice president/CFO and was named executive vice president of finance and administration/CFO in 2005.

Instrumental in assisting the club's founder Craig Leipold in securing the expansion franchise that became the Predators in 1997, Lang was one of the club's first employees, playing an important role in creating the organization's structure and establishing its business operations. He was in charge of all aspects of the Predators operations outside of hockey, including Bridgestone Arena operations and development of the club's long-term plans and goals. He was responsible for the franchise's business operations, which included ticket operations and sales, sponsorship sales, broadcasting, marketing, communications and development, administration and finances.

Prior to joining the Predators, Lang worked for S.C. Johnson and Son in Racine, Wisc. for 12 years. He served in a variety of business and financial capacities, including venture manager for the office of the chairman, financial support manager, North America professional markets and financial project manager, corporate financial analysis.

In March of 2006, Lang was elected to the board of directors for Johnson Outdoors, a leading global outdoor recreation company. The company designs, manufactures

and markets a portfolio of winning, consumer-preferred brands across four categories: watercraft, marine electronics, diving and outdoor equipment.

After moving to Nashville in 1997, Lang became very active in the Middle Tennessee community. He served as Chairman of Nashville's Adventure Science Center in 2008-10 and as a member on numerous boards including the Nashville Convention and Visitors Bureau, the Nashville Downtown Partnership, Make-A-Wish Foundation of Middle Tennessee and the Nashville Predators Foundation. In 2011, he was appointed to the Loyola University New Orleans School of Business Visiting Committee. Lang was also appointed to the Southeast Louisiana Boy Scouts of America board in 2015.

A 1985 Indiana University graduate with a B.S. in finance, Lang received his MBA from Marquette University in 1992. He is an outdoor enthusiast and has competed in numerous triathlons, marathons and cycling events. He also enjoys skiing and mountain climbing.



## VICKY NEUMEYER

SENIOR VICE PRESIDENT/  
GENERAL COUNSEL

Vicky Neumeyer was named senior vice president/general counsel of the New Orleans Pelicans, in addition to serving in the same position for the New Orleans Saints, in June, 2012, overseeing all legal

aspects of both franchises.

Providing comprehensive legal consultation and services to the clubs' executive staff and assuring compliance in all of the organizations' business endeavors, Neumeyer has been a key member of the Saints' front office since joining the club in 2000 and was promoted to vice president/general counsel in 2006.

Her responsibilities include drafting key documents - including leases, sponsorship agreements and broadcast contracts - identifying and analyzing legal issues and presenting comprehensive recommendations.

A member of the Louisiana and federal bar associations, prior to joining the Saints, Neumeyer spent over five years as an in-house corporate litigation attorney for Exxon. Previously she served as a judicial clerk for the Supreme Court of Louisiana and was in private practice as a consultant to major corporate clients and law firms.

Neumeyer possesses extensive experience in Sports Law, including antitrust, labor and organizational matters. She also has a comprehensive background in CAD engineering, software development firm drafting, negotiating contracts worldwide, copyrighting and in handling legal business issues.

# ADMINISTRATION

In 2004, Neumeyer was selected by the Saints to attend the Stanford Business School's Executive Education NFL-Stanford Program for Managers, an educational program and honor known league-wide as an important training ground for promising executives. She has also been invited to speak at several venues, including Harvard Law School, The Sports Lawyer's Association annual conferences, American Bar Association programs, Tulane Law School, and Loyola Law School. She sits on the boards of the Make-A-Wish Foundation (Texas Gulf Coast and Louisiana) as well as the Sports Lawyers' Association, and is actively involved with the Girl Scouts of Southeast Louisiana.

After completing her undergraduate work Summa Cum Laude at the University of Wisconsin, Neumeyer earned a Master of Science Degree in Audiology at the school. She graduated with honors from Loyola Law School and attained a Master of Law with Distinction with a dual emphasis in Intellectual Property Law and Sports Law from Tulane School of Law.



**MICHAEL  
STANFIELD**  
SENIOR VICE PRESIDENT OF SALES

Michael Stanfield was named senior vice president of sales for the New Orleans Saints and New Orleans Pelicans in June, 2012, overseeing all ticket sales efforts and operations for both franchises.

Entering his 16th season with the Saints and fourth with the Pelicans, Stanfield is responsible for all of the consumer marketing efforts—directing the sale of season and group tickets, developing sales executives to the next level in their field, supervising the lease of the Mercedes-Benz Superdome and Smoothie King Center luxury suites, managing food and beverage for both facilities, overseeing the sale of all team merchandise as well as maintaining the clubs' high standards of customer service and retention.

Since taking over leadership of the Pelicans' ticket sales and merchandising efforts, the organization has seen an increase in season-ticket sales and merchandise sales that were the second-biggest growth in the NBA in 2013, followed by another significant increase in 2014.

Under his direction, the Saints have surpassed the majority of the club's ticket sales milestones, including selling out on a season-ticket basis for the first time in franchise history in 2006—a feat that has reached nine-straight seasons. In addition the club has leased every Superdome suite since the beginning of the 2008 campaign. Saints official merchandise has grown annually into one of the NFL's top sellers. Stanfield also supervises the ticket, suite sales and box office personnel on a daily basis, in addition to serving as the food and beverage service liaison with the Mercedes-Benz Superdome.

Since Stanfield's arrival in 2000, the Saints have sold out every contest in the

Superdome but one. Prior to the 2006 season, an innovative season-ticket marketing program fueled the rise of filling the stadium on a season-ticket basis. Fans on all economic levels were reached in an effort to retain existing accounts while cultivating new ones, and those efforts built a waiting list that has continued to grow for season tickets for the first time in franchise history. In 2014, the team established a single-season regular season attendance record for games played at the Mercedes-Benz Superdome with 584,900 fans attending Saints games.

Stanfield has also helped oversee the institution of a direct mail and email database to generate ticket sales and excitement surrounding the club and initiated other creative promotional campaigns by using the club's ever-expanding social and new media platforms. The Saints have also been recognized as one of the top organizations in professional sports for their customer service initiatives and outreach programs, including being named the top professional sports organization by *ESPN The Magazine* in June, 2010.

In 2007, Stanfield completed the Stanford Business School's Executive Education NFL-Stanford Program for Managers, an educational program and honor known league-wide as an important training ground for promising executives.

In prior work experience, Stanfield was served as director of ticket sales for the Detroit Tigers in 1998 where the Major League Baseball club achieved a then-club record for ticket revenue over a two-year span. He previously served as the director of ticket sales for the International Hockey League's Detroit Vipers in 1997. He was a member of the ticket sales staff for the Florida Marlins expansion franchise in 1993.

Stanfield is on the Board of Directors for the Saints Hall of Fame, and served a member of the Super Bowl XLVII Host Committee and the 2014 NBA All-Star Game Executive Host Committee. He is currently serving as a participant in the Jefferson Leadership Class of Eight, whose mission is to develop a diverse network of dedicated business and community leaders with the capacity to improve the quality of life for all citizens in Jefferson Parish and the Greater New Orleans region. Stanfield is a graduate of St. Leo University (Fla.). A sports industry public speaker, he's given presentations at many national events. Stanfield is also an active speaker at numerous youth foundations and professional groups throughout the Gulf South.


## EXECUTIVE STAFF




**JENNIE  
GUARISCO**  
Executive Assistant  
to the Owner



**MELISSA  
MANWARING**  
Executive Assistant  
to the Owner



**LAUREN  
LEVENSON**  
Assistant to the  
Executive Officer



# ADMINISTRATION

OWNERSHIP

FOOTBALL

ADMINISTRATION

RECORDS

HISTORY



**GENA  
BOUDREAUX**  
Ticket Service &  
Retention Account  
Executive



**CHARLENE  
BROWN**  
Receptionist



**JEANNE  
BROWN**  
Executive Assistant  
to the President



**JOE  
CHAVIS**  
Customer Service  
Representative



**SAM  
COLE**  
Director of Corporate  
Partnerships




**CHRIS  
CORDARO**  
Corporate Sales  
Account Executive



**KEIRA  
DURRETTE**  
Director of  
Partnership  
Activation



**AMANDA  
GULLETTE**  
Receptionist



**COURTNEY  
GROS**  
Ticket Service &  
Retention Account  
Executive



**TIMOTHY  
GRZYCH**  
Ticket Service &  
Retention Account  
Executive



**ALEX  
HAMILTON**  
Director of Ticket  
Operations



**STEPHANIE  
HARPSTER**  
Ticket Service &  
Retention Account  
Executive



**CINDY  
HART**  
Executive Director of  
Suite Sales &  
Services



**DEREK  
HENDERSON**  
Corporate Sales  
Account Executive



**DERRICK  
JAMES**  
Box Office Manager



**CHASE  
JONES**  
Director of Strategic  
Partnerships



**MIKE  
KARCZEWSKI**  
Ticket Operations



**SHANNON  
HINTON**  
**KERN**  
Corporate Partnerships  
Digital Media Account  
Executive



**KATIE  
KRAJCKER**  
Corporate Partnerships  
Activation Specialist



**ANGELA  
LEON**  
Customer Service  
Representative

# ADMINISTRATION



**ANGEL  
MATA**  
Customer Service  
Representative



**R.J.  
MATA**  
Senior Director of  
Corporate  
Partnerships



**MEGAN  
SULLIVAN  
MILLIAZZO**  
Corporate  
Partnerships  
Activation Specialist



**JAMIE  
MOORE**  
Youth Programs  
Manager



**EMILE  
MOUSSA**  
Ticket Service &  
Retention Account  
Executive



**COREY  
NEUBERGER**  
Ticket Service &  
Retention Account  
Executive



**STEPHEN  
PATE**  
Senior Director of  
Community and  
Governmental Affairs



**JOSH  
RICHARDSON**  
Executive Director  
of Gameday  
Entertainment



**ADRIEL  
ROCHA**  
Community Affairs  
Associate



**JENNA  
ROMIG**  
Manager of  
Partnership  
Activation



**JARED  
SAMPSON**  
Director of Gameday  
Entertainment &  
Special Events



**ROBERT  
SCHOLL**  
Ticket Service &  
Retention Account  
Executive



**ELICIA  
BROUSSARD  
SHERIDAN**  
Director of  
Community Affairs



**BLAKE  
SIMON**  
Manager of Ticket  
Service and  
Retention



**ASHLEY  
THIEDKE**  
Manager of  
Premium Services



**IAN  
TIGCHELAAR**  
Senior Director of  
Business/Marketing  
Operations



**JASON  
TROSCLAIR**  
Director of Youth  
Programs



**CHAD  
VINCENT**  
Graphic Designer

OWNERSHIP

FOOTBALL

ADMINISTRATION

RECORDS

HISTORY

# ADMINISTRATION


## FINANCE & ACCOUNTING



**CHARLEEN SHARPE**  
Comptroller



**JAY ROMIG**  
Administrative Director



**PATRICE GUNTER**  
Corporate Controller



**NICOLE MACRAE**  
Staff Accountant



**JOHN BERPECT**  
Mail Clerk

## FACILITIES



**TERRY ASHBURN**  
Facilities Manager



**WADE VICKNAIER**  
Assistant Facilities Manager



**COREY ROGERS**  
Grounds Superintendent




**GORDON DUPLESSIS**  
Facilities Assistant



**BROCK MATHERNE**  
Facilities Assistant

## HUMAN RESOURCES



**CODY VICKNAIER**  
Facilities Assistant



**PAT MCKINNEY**  
Executive Director of Human Resources



**MARY VINET**  
Human Resources Generalist



**ALYSSA WALTER HADDEN**  
Human Resources Coordinator



**MATTHEW SHARPE**  
Workers' Compensation & Compliance Coordinator

## LEGAL

## INFORMATION TECHNOLOGY



**JEFF HUFFMAN**  
Director of Information Technologies



**JODY BARBIER**  
Senior Network and Support Manager



**KEVIN BREWER**  
Computer Systems Administrator



**CHRIS CHAPITAL**  
Desktop Support Specialist



**BRAD MILLET**  
Desktop Support Specialist



RECORDS



# CAREER LEADERS

## Scoring

	<b>TD</b>	<b>PAT</b>	<b>FG</b>	<b>Total</b>
1. Morten Andersen (1982-94)	0	412	302	1,318
2. John Carney (2001-06, 09-10)	0	264	168	768
3. Doug Brien (1995-2000)	0	144	123	513
4. Garrett Hartley (2008-13)	0	176	82	422
<b>5. Marques Colston (2006-)</b>	<b>68</b>	<b>0</b>	<b>0</b>	<b>408</b>
6. Deuce McAllister (2001-09)	55	0	0	330
7. Dalton Hilliard (1986-93)	53	0	0	318
8t. Joe Horn (2000-06)	50	3*	0	306
8t. Jimmy Graham (2010-14)	51	0	0	306
10. Eric Martin (1985-93)	48	0	0	288

\* – Two-point conversions

## Touchdowns

	<b>No.</b>
<b>1. Marques Colston (2006-)</b>	<b>68</b>
2. Deuce McAllister (2001-09)	55
3. Dalton Hilliard (1986-93)	53
4. Jimmy Graham (2010-14)	51
5. Joe Horn (2000-06)	50
6. Eric Martin (1985-93)	48
7. Pierre Thomas (2007-14)	41
8. Lance Moore (2005-13)	39
9. Danny Abramowicz (1967-73)	37
10. Tony Galbreath (1976-80)	33
Reggie Bush (2006-10)	33

## Rushing Yards

	<b>Att.</b>	<b>Yards</b>	<b>Avg.</b>	<b>Long</b>	<b>TD</b>
1. Deuce McAllister (2001-09)	1,429	6,096	4.3	76t	49
2. George Rogers (1981-84)	995	4,267	4.3	79t	23
3. Dalton Hilliard (1986-93)	1,126	4,164	3.7	65t	39
4. Pierre Thomas (2007-14)	818	3,745	4.6	48t	28
5. Rueben Mayes (1986-88, 90)	837	3,408	4.1	50	23
6. Chuck Muncie (1976-80)	788	3,393	4.3	69t	28
7. Ricky Williams (1999-2001)	814	3,129	3.8	46	16
8. Tony Galbreath (1976-80)	760	2,865	3.8	74t	27
9. Mario Bates (1994-97)	678	2,554	3.8	74t	21
10. Wayne Wilson (1979-86)	658	2,462	3.7	41t	16

## Passing Yards

	<b>Yards</b>	<b>Att.</b>	<b>Comp.</b>	<b>Pct.</b>	<b>TD</b>	<b>Int.</b>
<b>1. Drew Brees (2006-)</b>	<b>43,685</b>	<b>5,649</b>	<b>3,812</b>	<b>67.5</b>	<b>316</b>	<b>141</b>
2. Archie Manning (1971-75, 77-82)	21,734	3,335	1,849	55.4	115	156
3. Aaron Brooks (2000-05)	19,156	2,771	1,563	56.4	120	84
4. Bobby Hebert (1985-89, 91-92)	14,630	2,055	1,202	58.5	85	75
5. Jim Everett (1994-96)	10,622	1,571	958	61.0	60	48
6. Billy Kilmer (1967-70)	7,490	1,116	592	53.0	47	62
7. Dave Wilson (1981, 83-88)	6,987	1,039	551	53.0	36	55
8. Steve Walsh (1990-93)	3,879	620	336	54.2	25	22
9. Ken Stabler (1982-84)	3,670	570	326	57.2	17	33
10. Billy Joe Tolliver (1998-2000)	3,343	467	249	53.3	15	20

## Passing Touchdowns

	<b>TD</b>	<b>Att.</b>	<b>Comp.</b>	<b>Yards</b>	<b>Pct.</b>	<b>Int.</b>
<b>1. Drew Brees (2006-)</b>	<b>316</b>	<b>5,649</b>	<b>3,812</b>	<b>43,685</b>	<b>67.5</b>	<b>141</b>
2. Aaron Brooks (2000-05)	120	2,771	1,563	19,156	56.4	84
3. Archie Manning (1971-75, 77-82)	115	3,335	1,849	21,734	55.4	156
4. Bobby Hebert (1985-89, 91-92)	85	2,055	1,202	14,630	58.5	75
5. Jim Everett (1994-96)	60	1,571	958	10,622	61.0	48
6. Billy Kilmer (1967-70)	47	1,116	592	7,490	53.0	62
7. Dave Wilson (1981, 83-88)	36	1,039	551	6,987	53.0	55
8. Steve Walsh (1990-93)	25	620	336	3,879	54.2	22
9. Ken Stabler (1982-84)	17	570	326	3,670	57.2	33
10. Bobby Scott (1973-82)	15	500	237	2,781	47.4	28
Billy Joe Tolliver (1998-2000)	15	467	249	3,343	53.3	20

## Receptions

	<b>Rec.</b>	<b>Yards</b>	<b>Avg.</b>	<b>Long</b>	<b>TD</b>
1. <b>Marques Colston (2006-)</b>	<b>666</b>	<b>9,239</b>	<b>13.9</b>	<b>86t</b>	<b>68</b>
2. Eric Martin (1985-93)	532	7,854	14.8	84	48
3. Joe Horn (2000-06)	523	7,622	14.6	72t	50
4. Jimmy Graham (2010-14)	386	4,752	12.3	59	51
5. Lance Moore (2005-13)	346	4,281	12.4	80t	38
6. Pierre Thomas (2007-14)	327	2,608	8.0	57	12
7. Danny Abramowicz (1967-73)	309	4,875	15.8	80t	37
8. Reggie Bush (2006-10)	294	2,142	7.3	74	12
9. Tony Galbreath (1976-80)	284	2,221	7.8	38	6
10. Quinn Early (1991-95)	270	3,758	13.9	70t	25

## Receiving Yards

	<b>Yards</b>	<b>Rec.</b>	<b>Avg.</b>	<b>Long</b>	<b>TD</b>
1. <b>Marques Colston (2006-)</b>	<b>9,239</b>	<b>666</b>	<b>13.9</b>	<b>86t</b>	<b>68</b>
2. Eric Martin (1985-93)	7,854	532	14.8	84	48
3. Joe Horn (2000-06)	7,622	523	14.6	72t	50
4. Danny Abramowicz (1967-73)	4,875	309	15.8	80t	37
5. Jimmy Graham (2010-14)	4,752	386	12.3	59	51
6. Devery Henderson (2004-12)	4,377	245	17.9	84t	21
7. Lance Moore (2005-13)	4,281	346	12.4	80t	38
8. Hobby Brenner (1981-93)	3,849	267	14.4	57	21
9. Quinn Early (1991-95)	3,758	270	13.9	70t	25
10. Henry Childs (1974-80)	3,224	207	15.6	59t	27

## Punting Average (minimum 50 attempts)

	<b>No.</b>	<b>Avg.</b>	<b>Long</b>
1. <b>Thomas Morstead (2009-)</b>	<b>354</b>	<b>47.0</b>	<b>70</b>
2. Mark Royals (1997-98)	176	45.8	66
3. Mitch Berger (2003-05)	227	43.7	69
4. Steve Weatherford (2006-08)	166	43.5	61
5. Tommy Barnhardt (1987, 89-94, 99)	515	42.5	65
6. Tom McNeill (1967-69)	130	42.3	81
7. Brian Hansen (1984-88)	363	42.0	66
8. Steve O'Neal (1973)	81	41.7	71
9. Toby Gowin (2000-02)	211	41.6	62
10. Julian Fagan (1970-72)	225	41.6	71

## Punt Return Average (minimum 20 returns)

	<b>No.</b>	<b>Yds.</b>	<b>Avg.</b>	<b>Long</b>	<b>TD</b>
1. Mel Gray (1986-88)	49	657	13.4	80	1
2. Andre Hastings (1997-99)	23	305	13.3	76	0
3. Eric Guliford (1997-98)	57	599	10.5	40	0
4. Michael Lewis (2001-06)	142	1,482	10.4	83t	1
5. Howard Stevens (1973-74)	54	547	10.1	40	0
6. Pete Athas (1976)	35	332	9.5	67	0
7. Chad Morton (2000)	30	278	9.3	51	0
8. Tyrone Hughes (1993-96)	116	1,060	9.1	83t	2
9. Jitter Fields (1984)	27	236	8.7	61	0
10. Jeff Groth (1981-85)	104	887	8.5	36	0

## Kickoff Return Average (minimum 25 returns)

	<b>No.</b>	<b>Yds.</b>	<b>Avg.</b>	<b>Long</b>	<b>TD</b>
1. Walt Roberts (1967)	28	737	26.3	91t	1
2. Darren Sproles (2011-13)	70	1,827	26.1	92	0
3. John Gilliam (1967-68, 1977)	31	809	26.1	94t	1
4. Travaris Cadet (2012-14)	50	1,293	25.9	82	0
5. Courtney Roby (2008-12)	94	2,411	25.6	97t	1
6. Eric Guliford (1997-98)	61	1,559	25.6	102t	1
7. Tyrone Hughes (1993-96)	229	5,717	25.0	99t	3
8. Michael Lewis (2001-06)	243	5,903	24.3	97t	3
9. Deuce McAllister (2001-09)	45	1,091	24.2	63	0
10. Pierre Thomas (2007-14)	82	1,949	23.8	88	0


OWNERSHIP

FOOTBALL

ADMINISTRATION

RECORDS

HISTORY



# CAREER LEADERS

## Interceptions

	No.	Yds.	Avg.	Long	TD
1. Dave Waymer (1980-89)	37	395	10.7	44	0
2. Tommy Myers (1972-81)	36	621	17.3	97t	2
3. Sammy Knight (1997-2002)	28	464	16.6	91t	4
4. Gene Atkins (1987-93)	21	324	15.4	79	0
5. Dave Whitsell (1967-69)	19	236	12.4	41t	2
6. Johnnie Poe (1981-87)	17	267	15.7	40t	2
7. Toi Cook (1987-93)	16	280	17.5	63t	2
8. Ernie Jackson (1972-77)	15	187	12.5	46	0
Brett Maxie (1985-93)	15	206	13.7	50t	3
10. Fred Thomas (2000-07)	13	140	10.8	43	0
Mike McKenzie (2004-09)	13	267	20.5	75t	2

## Quarterback Sacks (since 1982)

	No.
1. Rickey Jackson (1981-93)	115.0
2. Wayne Martin (1989-99)	82.5
3. Pat Swilling (1986-92)	76.5
4. Will Smith (2004-12)	67.5
5. Frank Warren (1981-89, 91-94)	52.5
6. Joe Johnson (1994-98, 2000-01)	50.5
7. La'Roi Glover (1997-2001)	50.0
8. Charles Grant (2002-09)	47.0
9. Jim Wilks (1981-93)	45.5
10. Renaldo Turnbull (1990-96)	44.5
Darren Howard (2000-05)	44.5

## Field Goals

	Att.	Made	Pct.	Long
1. Morten Andersen (1982-94)	389	302	.776	60
2. John Carney (2001-06, 09-10)	203	168	.828	53
3. Doug Brien (1995-2000)	149	123	.826	56
4. Garrett Hartley (2008-13)	101	82	.812	55
5. Charlie Durkee (1967-68, 71-72)	101	52	.515	47
6. Tom Dempsey (1969-70)	75	40	.533	63
7. Rich Szaro (1975-78)	57	37	.649	50
8. John Kasay (2011)	34	28	.824	53
9. Bill McClard (1973-75)	45	23	.511	47
Benny Ricardo (1980-81)	42	23	.548	47

## Games Played (minimum 100)

	No.		No.
1. K Morten Andersen (1982-94)	196	27. RB Fred McAfee (1991-93, 2000-06)	122
2. LB Rickey Jackson (1981-93)	195	28. LB Vaughan Johnson (1986-93)	120
3. DE Frank Warren (1981-89, 91-94)	189	29. S Brett Maxie (1985-93)	118
4. T Stan Brock (1980-92)	186	DE Charles Grant (2002-09)	118
5. DT/DE Jim Wilks (1981-93)	183	31. P Tommy Barnhardt (1987, 89-94, 99)	110
6. TE Hoby Brenner (1981-93)	175	32. T Dave LaFary (1977-85)	109
7. DT Wayne Martin (1989-99)	171	CB Fred Thomas (2000-07)	109
8. DT Derland Moore (1973-85)	170	34. RB Dalton Hilliard (1986-93)	108
9. G/T Jim Dombrowski (1986-96)	151	K John Carney (2001-06, 09-10)	108
10. DB Dave Waymer (1980-89)	149	S Roman Harper (2006-13)	108
11. LS Kevin Houser (2000-08)	144	37. LB Pat Swilling (1986-92)	107
12. WR Eric Martin (1985-93)	143	S Gene Atkins (1987-93)	107
<b>QB Drew Brees (2006-)</b>	<b>143</b>	39. G Jake Kupp (1967-75)	106
14. C Joel Hilgenberg (1984-93)	142	DE Joe Johnson (1994-98, 2000-01)	106
<b>G Jahri Evans (2006-)</b>	<b>142</b>	41. DE/DT Willie Whitehead (1999-06)	105
16. DE Will Smith (2004-12)	139	RB Pierre Thomas (2007-14)	105
17. C John Hill (1975-84)	138	43. DE/LB Renaldo Turnbull (1990-96)	104
18. S Tommy Myers (1972-81)	136	44. DT Elex Price (1973-80)	103
19. QB Archie Manning (1971-75, 77-82)	134	45. FB/RB Wayne Wilson (1979-86)	100
TE John Tice (1983-92)	134	DE/DT Bruce Clark (1982-88)	102
21. LB Sam Mills (1986-94)	133	WR Joe Horn (2000-06)	102
<b>WR Marques Colston (2006-)</b>	<b>133</b>	48. TE Larry Hardy (1978-85)	101
23. T William Roaf (1993-2001)	131	CB Toi Cook (1987-93)	101
24. LB Joe Federspiel (1972-80)	130	WR Lance Moore (2005-13)	101
<b>25. T Zach Strief (2006-)</b>	<b>125</b>	51. CB Johnnie Poe (1981-87)	100
26. WR Devery Henderson (2004-12)	124	C Jerry Fontenot (1997-2003)	100

# YEARLY LEADERS

## Scoring

		TD	PAT	FG	Points
1967	Charlie Durkee	-	27-27	14-32	69
1968	Charlie Durkee	-	27-27	19-37	84
1969	Tom Dempsey	-	33-35	22-41	99
1970	Tom Dempsey	-	16-17	18-34	70
1971	Charlie Durkee	-	24-25	16-23	72
1972	Danny Abramowicz	7	-	-	42
1973	Bill McClard	-	9-9	13-24	48
1974	Bill McClard	-	19-20	9-16	46
1975	Rich Szaro	-	17-17	10-16	47
1976	Rich Szaro	-	18-23	25-29	79
1977	Henry Childs	9	-	-	54
1978	Tony Galbreath	7	0-1	-	42
	Chuck Muncie	7	-	-	42
1979	Garo Yepremian	-	39-40	12-16	75
1980	Benny Ricardo	-	31-34	10-17	61
1981	George Rogers	13	-	-	78
1982	Wayne Wilson	5	-	-	30
1983	Morten Andersen	-	37-38	18-24	91
1984	Morten Andersen	-	34-34	20-27	94
1985	Morten Andersen	-	27-29	31-35	120
1986	Morten Andersen	-	30-30	26-30	108
1987	Morten Andersen	-	37-37	28-36	121
1988	Morten Andersen	-	32-33	26-36	110
1989	Dalton Hilliard	18	-	-	108
1990	Morten Andersen	-	29-29	21-27	92
1991	Morten Andersen	-	38-38	25-32	113
1992	Morten Andersen	-	33-34	29-34	120
1993	Morten Andersen	-	33-33	28-35	117
1994	Morten Andersen	-	32-32	28-39	116
1995	Doug Brien	-	16-16	12-17	52
1996	Doug Brien	-	18-18	21-25	81
1997	Doug Brien	-	22-22	23-27	91
1998	Doug Brien	-	31-31	20-22	91
1999	Doug Brien	-	20-21	24-29	92
2000	Doug Brien	-	37-37	23-29	106
2001	John Carney	-	32-32	27-31	113
2002	John Carney	-	37-37	31-35	130
2003	John Carney	-	36-37	22-30	102
2004	John Carney	-	38-38	22-27	104
2005	John Carney	-	22-22	25-32	97
2006	John Carney	-	46-47	23-25	115
<b>2007</b>	<b>Marques Colston</b>	<b>11</b>	-	-	<b>66</b>
2008	Pierre Thomas	12	-	-	72
2009	John Carney	-	50-52	13-17	89
2010	Garrett Hartley	-	40-40	20-25	100
2011	John Kasay	-	63-63	28-34	147
2012	Garrett Hartley	-	57-57	18-22	111
2013	Garrett Hartley	-	41-41	22-30	101
2014	Shayne Graham	-	46-47	19-22	103

## Rushing Yards

	Att.	Yds.	Avg.	Long	TD
1967 — Jim Taylor	130	390	3.0	16	2
1968 — Don McCall	155	637	4.1	48	4
1969 — Andy Livingston	181	761	4.2	18	5
1970 — Tony Baker	82	337	4.1	29	1
1971 — Jim Strong	95	404	4.3	39	3
1972 — Bob Gresham	121	381	3.1	23	3
1973 — Jess Phillips	198	663	3.3	20	0
1974 — Alvin Maxson	165	714	4.3	66t	2
1975 — Mike Strachan	161	668	4.1	21	2
1976 — Chuck Muncie	149	659	4.4	51	2
1977 — Chuck Muncie	201	811	4.0	36	6
1978 — Tony Galbreath	186	635	3.4	20t	5
1979 — Chuck Muncie	238	1,198	5.0	69t	11
1980 — Jimmy Rogers	80	366	4.6	24	1
1981 — George Rogers	378	1,674	4.4	79t	13
1982 — George Rogers	122	535	4.4	38	3
1983 — George Rogers	256	1144	4.5	76t	5
1984 — George Rogers	239	914	3.8	28	2


OWNERSHIP

FOOTBALL

ADMINISTRATION

RECORDS

HISTORY



## YEARLY LEADERS

RUSHING YARDS, continued	Att.	Yds.	Avg.	Long	TD
1985 — Wayne Wilson	168	645	3.8	41t	1
1986 — Rueben Mayes	286	1,353	4.7	50	8
1987 — Rueben Mayes	243	917	3.8	38	5
1988 — Dalton Hilliard	204	823	4.0	36	5
1989 — Dalton Hilliard	344	1,262	3.7	40	13
1990 — Craig Heyward	129	599	4.6	47t	4
1991 — Fred McAfee	109	494	4.5	34	2
1992 — Vaughn Dunbar	154	565	3.7	25	3
1993 — Derek Brown	180	705	3.9	60	2
1994 — Mario Bates	151	579	3.8	40	6
1995 — Mario Bates	244	951	3.9	66t	7
1996 — Mario Bates	164	584	3.6	33	4
1997 — Ray Zellars	156	552	3.5	27	4
1998 — Lamar Smith	138	457	3.3	33	1
1999 — Ricky Williams	253	884	3.5	25	2
2000 — Ricky Williams	248	1,000	4.0	26t	8
2001 — Ricky Williams	313	1,245	4.0	46	6
2002 — Deuce McAllister	325	1,388	4.3	62	13
2003 — Deuce McAllister	351	1,641	4.7	76t	8
2004 — Deuce McAllister	351	1,074	4.0	71	9
2005 — Antowain Smith	166	659	4.0	42	3
2006 — Deuce McAllister	244	1,057	4.3	57	10
2007 — Reggie Bush	157	581	3.7	22	4
2008 — Pierre Thomas	129	625	4.8	42t	9
2009 — Pierre Thomas	147	793	5.4	34t	6
2010 — Chris Ivory	137	716	5.2	55t	5
2011 — Darren Sproles	87	603	6.9	36	2
2012 — <b>Mark Ingram</b>	<b>156</b>	<b>602</b>	<b>3.9</b>	<b>31</b>	<b>5</b>
2013 — Pierre Thomas	147	549	3.7	18	2
2014 — <b>Mark Ingram</b>	<b>226</b>	<b>964</b>	<b>4.3</b>	<b>31</b>	<b>9</b>

## Longest Rush

1967 — Don McCall, 48t at Washington, 12/17	1992 — Vaughn Dunbar, 25 at Atlanta, 9/20
1968 — Don McCall, 48 vs. Washington, 9/22	1993 — Lorenzo Neal, 74t at Atlanta, 9/12
1969 — Tony Baker, 54 at St. Louis, 11/2	1994 — Mario Bates, 40 vs. Dallas, 12/19
1970 — Tony Baker, 27 at St. Louis, 10/11	1995 — Mario Bates, 66t at New England, 12/3
1971 — Jim Strong, 39 at San Francisco, 11/14	1996 — Ray Zellars, 63 vs. Chicago, 10/13
1972 — Bill Butler, 27 at Atlanta, 11/12	1997 — Mario Bates, 74t vs. Detroit, 9/21
1973 — Archie Manning, 23 at L.A. Rams, 11/11	1998 — Lamar Smith, 33 at Indianapolis, 9/27
1974 — Alvin Maxson, 66t vs. St. Louis, 12/8	1999 — Billy Joe Tolliver, 33 at Chicago, 10/3
1975 — Steve Rogers, 22 vs. Chicago, 12/21	2000 — Fred McAfee, 40 vs. Carolina, 10/15;
1976 — Tony Galbreath, 74t at Kansas City, 9/26	Jerald Moore, 40 vs. St. Louis, 12/24
1977 — Chuck Muncie, 36 vs. L.A. Rams, 10/30	2001 — Deuce McAllister, 54t at Atlanta, 12/9
1978 — Chuck Muncie, 28 at Atlanta, 11/26	2002 — Deuce McAllister, 62 vs. Green Bay, 9/15
1979 — Chuck Muncie, 69t vs. Atlanta, 9/2	2003 — Deuce McAllister, 76t at Philadelphia, 11/23
1980 — Tony Galbreath, 26 at L.A. Rams, 9/2	2004 — Deuce McAllister, 71 at Carolina, 1/2/05
1981 — George Rogers, 79t at Cleveland, 10/18	2005 — Antowain Smith, 42 vs. Chicago, 11/6
1982 — George Rogers, 38 at San Francisco, 11/28	2006 — Deuce McAllister, 57 vs. Tampa Bay, 10/8
1983 — George Rogers, 76t vs. St. Louis, 9/4	2007 — Aaron Stecker, 26 vs. Philadelphia, 12/23
1984 — Hokie Gajan, 62t at Dallas, 10/21	2008 — Reggie Bush, 43 vs. Atlanta, 12/7
1985 — Earl Campbell, 45 at Atlanta, 12/22	2009 — Reggie Bush, 55 at St. Louis, 11/15
1986 — Rueben Mayes, 50 vs. New England, 11/30	2010 — Chris Ivory, 55t at Cincinnati, 12/5
1987 — Rueben Mayes, 38 vs. San Francisco, 10/25	2011 — Darren Sproles, 36 vs. Atlanta, 12/26
1988 — Craig Heyward, 73t vs. L.A. Raiders, 10/23	2012 — Chris Ivory, 56t vs. Atlanta, 11/11
1989 — Dalton Hilliard, 40 vs. L.A. Rams, 11/26	2013 — Darren Sproles, 38 vs. Carolina, 12/8
1990 — Gill Fenerty, 60t at L.A. Rams, 12/9	2014 — <b>Joseph Morgan, 67 vs. Baltimore, 11/24</b>
1991 — Dalton Hilliard, 65t at Atlanta, 9/29	

## Passing Yards


	Att.	Comp.	Yards	Pct.	Long	Int	TD
1967 — Gary Cuozzo	260	134	1,562	51.5	49	12	7
1968 — Billy Kilmer	315	167	2,060	53.0	51	17	15
1969 — Billy Kilmer	360	193	2,532	53.6	52	17	20
1970 — Billy Kilmer	237	135	1,557	56.9	46	17	6
1971 — Edd Hargett	210	96	1,191	45.7	49	5	6
1972 — Archie Manning	448	230	2,781	51.3	66t	21	18
1973 — Archie Manning	267	140	1,642	52.4	65t	12	10
1974 — Archie Manning	261	134	1,429	51.3	79t	16	6
1975 — Archie Manning	338	159	1,685	47.0	71t	17	7
1976 — Bobby Douglass	212	103	1,288	48.6	74	8	4

# YEARLY LEADERS

PASSING YARDS, continued	Att.	Comp.	Yards	Pct.	Long	Int	TD
1977 — Archie Manning .....	205	113	1,284	55.1	59t	9	8
1978 — Archie Manning .....	471	291	3,416	61.8	71t	16	17
1979 — Archie Manning .....	420	252	3,169	60.0	85	20	15
1980 — Archie Manning .....	509	309	3,716	60.7	56	20	23
1981 — Archie Manning .....	232	134	1,447	57.8	55	11	5
1982 — Ken Stabler .....	189	117	1,343	61.9	48	10	6
1983 — Ken Stabler .....	311	176	1,988	56.6	48	18	9
1984 — Richard Todd .....	312	161	2,178	51.6	74	19	11
1985 — Dave Wilson .....	293	145	1,843	49.5	50	15	11
1986 — Dave Wilson .....	342	189	2,353	55.3	63t	12	7
1987 — Bobby Hebert .....	294	164	2,119	55.8	67	9	15
1988 — Bobby Hebert .....	478	280	3,156	58.6	40t	15	20
1989 — Bobby Hebert .....	353	222	2,686	62.9	54t	15	15
1990 — Steve Walsh .....	327	175	1,970	53.5	58	13	12
1991 — Bobby Hebert .....	248	149	1,676	60.1	65t	8	9
1992 — Bobby Hebert .....	422	249	3,287	59.0	72t	16	19
1993 — Wade Wilson .....	388	221	2,457	57.0	42t	15	12
1994 — Jim Everett .....	540	346	3,855	64.1	78t	18	22
1995 — Jim Everett .....	567	345	3,970	60.8	70t	14	26
1996 — Jim Everett .....	464	267	3,117	57.5	51	16	12
1997 — Heath Shuler .....	203	106	1,288	52.2	89t	14	2
1998 — Billy Joe Tolliver .....	199	110	1,427	55.3	82t	4	8
1999 — Billy Joe Tolliver .....	268	139	1,916	51.9	57	16	7
2000 — Jeff Blake .....	302	184	2,025	60.9	49t	9	13
2001 — Aaron Brooks .....	558	312	3,832	55.9	63	22	26
2002 — Aaron Brooks .....	528	283	3,685	53.6	64	15	27
2003 — Aaron Brooks .....	518	306	3,546	59.1	76t	8	24
2004 — Aaron Brooks .....	542	309	3,810	57.0	57	16	21
2005 — Aaron Brooks .....	431	240	2,882	55.7	66	17	13
<b>2006 — Drew Brees .....</b>	<b>554</b>	<b>356</b>	<b>4,418</b>	<b>64.3</b>	<b>86t</b>	<b>11</b>	<b>26</b>
<b>2007 — Drew Brees .....</b>	<b>652</b>	<b>440</b>	<b>4,423</b>	<b>67.5</b>	<b>58</b>	<b>18</b>	<b>28</b>
<b>2008 — Drew Brees .....</b>	<b>635</b>	<b>413</b>	<b>5,069</b>	<b>65.0</b>	<b>84t</b>	<b>17</b>	<b>34</b>
<b>2009 — Drew Brees .....</b>	<b>514</b>	<b>363</b>	<b>4,388</b>	<b>70.6</b>	<b>75t</b>	<b>11</b>	<b>34</b>
<b>2010 — Drew Brees .....</b>	<b>658</b>	<b>448</b>	<b>4,620</b>	<b>68.1</b>	<b>80t</b>	<b>22</b>	<b>33</b>
<b>2011 — Drew Brees .....</b>	<b>657</b>	<b>468</b>	<b>5,476</b>	<b>71.2</b>	<b>79t</b>	<b>14</b>	<b>46</b>
<b>2012 — Drew Brees .....</b>	<b>670</b>	<b>422</b>	<b>5,177</b>	<b>63.0</b>	<b>80t</b>	<b>19</b>	<b>43</b>
<b>2013 — Drew Brees .....</b>	<b>650</b>	<b>446</b>	<b>5,162</b>	<b>68.6</b>	<b>76t</b>	<b>12</b>	<b>39</b>
<b>2014 — Drew Brees .....</b>	<b>659</b>	<b>456</b>	<b>4,952</b>	<b>69.2</b>	<b>69t</b>	<b>17</b>	<b>33</b>

## Longest Pass Completion

1967 —	96, Billy Kilmer to Walter Roberts at Philadelphia, 11/19
1968 —	51, Billy Kilmer to Jim Hester vs. Pittsburgh, 12/15
1969 —	70, Jim Ninowski to Don Shy at L.A. Rams, 10/5
1970 —	49, Edd Hargett to Bob Shaw at Cincinnati, 11/29
1971 —	63, Archie Manning to Danny Abramowicz at Houston, 10/3
1972 —	66t, Archie Manning to Dave Parks at N.Y. Giants, 10/8
1973 —	65t, Archie Manning to Jubilee Dunbar at Los Angeles, 11/11
1974 —	79t, Archie Manning to Bob Newland vs. Los Angeles, 11/17
1975 —	71t, Archie Manning to Larry Burton vs. Atlanta, 11/2
1976 —	74, Bobby Douglass to Tinker Owens vs. San Francisco, 12/12
1977 —	59t, Archie Manning to Henry Childs vs. Green Bay, 9/18
1978 —	71t, Archie Manning to Larry Hardy at Atlanta, 11/26
1979 —	85, Archie Manning to Wes Chandler at San Francisco, 9/23
1980 —	56, Archie Manning to Brooks Williams vs. Atlanta, 10/19
1981 —	55, Archie Manning to Wayne Wilson at Cleveland, 10/18
1982 —	48, Ken Stabler to Aundra Thompson at Chicago, 9/19
1983 —	48, Ken Stabler to Kenny Duckett at L.A. Rams, 9/11
1984 —	74, Richard Todd to Tyrone Young at Chicago, 10/7
1985 —	76t, Bobby Hebert to Eugene Goodlow vs. San Francisco, 12/15
1986 —	84, Bobby Hebert to Eric Martin vs. Green Bay, 9/14
1987 —	82t, John Fourcade to Mike Waters vs. L.A. Rams, 10/4
1988 —	40, Bobby Hebert to John Tice vs. Dallas, 10/3
	40t, Bobby Hebert to Eric Martin vs. Denver, 11/20
1989 —	54t, Bobby Hebert to Floyd Turner at Rams, 10/22
	54t, John Fourcade to Dalton Hilliard at Buffalo, 12/10
1990 —	68t, John Fourcade to Floyd Turner at Atlanta, 10/7
1991 —	65t, Bobby Hebert to Floyd Turner vs. Chicago, 10/27
1992 —	72t, Bobby Hebert to Wesley Carroll vs. Chicago, 9/13
1993 —	63t, Mike Buck to Quinn Early at Pittsburgh, 10/17
1994 —	78t, Jim Everett to Michael Haynes at Atlanta, 12/11
1995 —	70t, Jim Everett to Quinn Early vs. Atlanta, 9/17
1996 —	57t, Doug Nussmeier to Terry Guess vs. Atlanta, 12/8



## YEARLY LEADERS

## LONGEST PASS COMPLETION, continued

1997	—	89t, Heath Shuler to Randal Hill at Chicago, 10/5
1998	—	89t, Kerry Collins to Andre Hastings vs. Dallas, 12/6
1999	—	90t, Billy Joe Hobert to Eddie Kennison vs. Atlanta, 10/10
2000	—	53t, Aaron Brooks to Willie Jackson vs. Oakland, 11/19
2001	—	63, Aaron Brooks to Willie Jackson at San Francisco, 11/11
2002	—	64, Aaron Brooks to Jerome Pathon vs. Pittsburgh, 10/6
2003	—	76t, Aaron Brooks to Donté Stallworth vs. Dallas, 12/28
2004	—	57, Aaron Brooks to Joe Horn vs. Kansas City, 11/14
2005	—	66, Aaron Brooks to Devery Henderson at Minnesota, 9/25
2006	—	<b>86t, Drew Brees to Marques Colston at Carolina, 10/1</b>
2007	—	<b>58, Drew Brees to David Patten at Tampa Bay, 9/16</b>
2008	—	<b>84t, Drew Brees to Devery Henderson vs. Tampa Bay, 9/7</b>
2009	—	<b>75t, Drew Brees to Devery Henderson vs. New England, 11/30</b>
2010	—	<b>80t, Drew Brees to Lance Moore vs. Atlanta, 9/26</b>
2011	—	<b>79t, Drew Brees to Devery Henderson vs. Chicago, 9/18</b>
2012	—	<b>80t, Drew Brees to Joseph Morgan at Green Bay, 9/30</b>
2013	—	<b>76t, Drew Brees to Kenny Stills vs. Tampa Bay, 12/29</b>
2014	—	<b>69t, Drew Brees to Kenny Stills at Pittsburgh, 11/30</b>

## Receiving Yards

	No.	Yds.	Avg.	Long	TD
1967 — Danny Abramowicz	50	721	14.4	80t	6
1968 — Danny Abramowicz	54	890	16.4	47t	7
1969 — Danny Abramowicz	73	1,015	13.9	49t	7
1970 — Danny Abramowicz	55	906	16.5	48	5
1971 — Danny Abramowicz	37	657	17.8	63	5
1972 — Bob Newland	47	579	12.3	42	2
1973 — John Beasley	31	280	9.0	22	1
1974 — Alvin Maxson	42	294	7.0	22	1
1975 — Alvin Maxson	41	234	5.7	33	0
1976 — Tony Galbreath	54	420	7.8	35	1
1977 — Tony Galbreath	41	265	6.5	30	0
1978 — Tony Galbreath	74	582	7.9	35	2
1979 — Wes Chandler	65	1,069	16.4	85	6
1980 — Wes Chandler	65	975	15.0	50	6
1981 — Jack Holmes	38	206	5.4	19	0
1982 — Jeff Groth	30	383	12.8	39	1
1983 — Jeff Groth	49	585	11.9	42	1
1984 — Hokie Gajan	35	288	8.2	51	2
1985 — Hoby Brenner	42	652	15.5	30	3
1986 — Mike Jones	48	625	13.0	45	3
1987 — Eric Martin	44	778	17.7	67	7
1988 — Eric Martin	85	1,083	12.7	40t	7
1989 — Eric Martin	68	1,090	16.0	53t	8
1990 — Eric Martin	63	912	14.5	58	5
1991 — Eric Martin	66	803	12.2	30	4
1992 — Eric Martin	68	1,041	15.3	52t	5
1993 — Eric Martin	66	950	14.4	54t	3
1994 — Quinn Early	82	894	10.9	33	4
1995 — Quinn Early	81	1,087	13.4	70t	8
1996 — Torrance Small	50	558	11.2	41	2
1997 — Randal Hill	55	761	13.8	89t	2
1998 — Sean Dawkins	53	823	15.5	64t	1
1999 — Eddie Kennison	61	835	13.7	90t	4
2000 — Joe Horn	94	1,340	14.3	52	8
2001 — Joe Horn	83	1,265	15.2	56	9
2002 — Joe Horn	88	1,312	14.9	63	7
2003 — Joe Horn	78	973	12.5	50t	10
2004 — Joe Horn	94	1,399	14.9	57	11
2005 — Donté Stallworth	70	945	13.5	43	7
2006 — <b>Marques Colston</b>	<b>70</b>	<b>1,038</b>	<b>14.8</b>	<b>86t</b>	<b>8</b>
2007 — <b>Marques Colston</b>	<b>98</b>	<b>1,202</b>	<b>12.3</b>	<b>45</b>	<b>11</b>
2008 — Lance Moore	79	928	11.7	70t	10
2009 — <b>Marques Colston</b>	<b>70</b>	<b>1,074</b>	<b>15.3</b>	<b>68</b>	<b>9</b>
2010 — <b>Marques Colston</b>	<b>84</b>	<b>1,023</b>	<b>12.2</b>	<b>43</b>	<b>7</b>
2011 — Jimmy Graham	99	1,310	13.2	59	11
2012 — <b>Marques Colston</b>	<b>83</b>	<b>1,154</b>	<b>13.9</b>	<b>60</b>	<b>10</b>
2013 — Jimmy Graham	86	1,215	14.1	56t	16
2014 — Kenny Stills	63	931	14.8	69t	3


# YEARLY LEADERS

## Receiving Average (minimum 20 receptions)

	No.	Yds.	Avg.	Long	TD
1967 — Ray Poage	24	380	15.8	65	0
1968 — Danny Abramowicz	54	800	16.5	47t	7
1969 — Al Dodd	37	600	16.2	52	1
1970 — Al Dodd	28	484	17.3	45t	1
1971 — Danny Abramowicz	37	657	17.8	63t	5
1972 — Danny Abramowicz	38	668	17.6	51	7
1973 — Jubilee Dunbar	23	447	19.4	65t	4
1974 — Bob Newland	27	490	18.1	79t	2
1975 — Paul Seal	28	414	14.8	38	1
1976 — Don Herrmann	34	535	15.7	57	0
1977 — Henry Childs	33	518	15.7	59t	9
1978 — Henry Childs	53	869	16.4	52	4
1979 — Henry Childs	51	846	16.6	51	5
1980 — Ike Harris	37	692	18.7	44t	6
1981 — Jeff Groth	20	380	19.0	54	1
1982 — Jeff Groth	30	383	12.8	39	1
1983 — Hoby Brenner	41	574	14.0	38t	3
1984 — Tyrone Young	29	597	20.6	74	3
1985 — Eugene Goodlow	32	603	18.8	76t	3
1986 — Eric Martin	37	675	18.2	84	5
1987 — Eric Martin	44	778	17.7	67	7
1988 — Eric Martin	85	1,083	12.7	40t	7
1989 — Brett Perriman	20	356	17.8	47	0
1990 — Floyd Turner	21	396	18.9	68t	4
1991 — Quinn Early	32	541	16.9	52	2
1992 — Quinn Early	30	556	18.9	59t	5
1993 — Quinn Early	45	670	14.9	63t	6
1994 — Torrance Small	49	719	14.7	75t	5
1995 — Michael Haynes	41	597	14.6	48	4
1996 — Michael Haynes	44	786	17.9	51	4
1997 — Andre Hastings	48	722	15.0	39	5
1998 — Keith Poole	24	509	21.2	82t	2
1999 — Keith Poole	42	796	19.0	67t	6
2000 — Joe Horn	94	1,340	14.3	52	8
2001 — Joe Horn	83	1,265	15.2	56	9
2002 — Jake Reed	21	360	17.1	54	3
2003 — Donté Stallworth	25	485	19.4	76t	3
2004 — Jerome Pathon	34	581	17.1	38	1
2005 — Devery Henderson	22	343	15.6	66	3
2006 — Devery Henderson	32	745	23.3	76t	5
2007 — Devery Henderson	20	409	20.5	54	3
2008 — Devery Henderson	32	793	24.8	84t	3
2009 — Robert Meachem	45	722	16.0	54t	9
2010 — Robert Meachem	44	638	14.5	55	5
2011 — Devery Henderson	32	503	15.7	79t	2
2012 — Lance Moore	65	1,041	16.0	51	6
2013 — Kenny Stills	32	641	20.0	76t	5
<b>2014 — Marques Colston</b>	<b>59</b>	<b>902</b>	<b>15.3</b>	<b>57</b>	<b>5</b>

## Punts

	No.	Yds.	Avg.	Long
1967 — Tom McNeill	74	3,174	42.9	66
1968 — Tom McNeill	49	2,009	41.0	58
1969 — Olie Cordill	42	1,719	40.9	58
1970 — Julian Fagan	77	3,269	42.5	64
1971 — Julian Fagan	77	3,188	41.4	64
1972 — Julian Fagan	71	2,899	40.8	71
1973 — Steve O'Neal	81	3,375	41.7	71
1974 — Tom Blanchard	88	3,704	42.1	71
1975 — Tom Blanchard	92	3,776	41.0	61
1976 — Tom Blanchard	101	3,974	39.3	63
1977 — Tom Blanchard	82	3,474	42.4	66
1978 — Tom Blanchard	84	3,532	42.0	61
1979 — Rick Partridge	57	2,330	40.9	61
1980 — Russell Erxleben	89	3,499	39.3	57
1981 — Russell Erxleben	66	2,672	40.5	60
1982 — Russell Erxleben	46	1,976	43.0	60
1983 — Russell Erxleben	74	3,034	41.0	60
1984 — Brian Hansen	69	3,020	43.8	66
1985 — Brian Hansen	89	3,763	42.3	58



## YEARLY LEADERS

PUNTS, continued		No.	Yds.	Avg.	Long
1986 —	Brian Hansen	81	3,456	42.7	66
1987 —	Brian Hansen	52	2,104	40.5	60
1988 —	Brian Hansen	72	2,913	40.5	64
1989 —	Tommy Barnhardt	55	2,179	39.6	56
1990 —	Tommy Barnhardt	70	2,990	42.7	65
1991 —	Tommy Barnhardt	86	3,743	43.5	61
1992 —	Tommy Barnhardt	67	2,947	44.0	62
1993 —	Tommy Barnhardt	77	3,356	43.6	58
1994 —	Tommy Barnhardt	67	2,920	43.6	57
1995 —	Klaus Wilmsmeyer	73	2,965	40.6	53
1996 —	Klaus Wilmsmeyer	87	3,551	40.8	63
1997 —	Mark Royals	88	4,038	45.9	66
1998 —	Mark Royals	88	4,017	45.6	64
1999 —	Tommy Barnhardt	82	3,262	39.8	52
2000 —	Toby Gowin	74	3,043	41.1	58
2001 —	Toby Gowin	76	3,180	41.8	62
2002 —	Toby Gowin	61	2,553	41.9	59
2003 —	Mitch Berger	71	3,144	44.3	59
2004 —	Mitch Berger	85	3,704	43.6	63
2005 —	Mitch Berger	71	3,066	43.2	69
2006 —	Steve Weatherford	77	3,369	43.8	59
2007 —	Steve Weatherford	63	2,757	43.8	61
2008 —	Steve Weatherford	26	1,094	42.1	61
2009 —	Thomas Morstead	58	2,528	43.6	60
2010 —	Thomas Morstead	57	2,618	45.9	64
2011 —	Thomas Morstead	46	2,224	48.3	64
2012 —	Thomas Morstead	74	3,707	50.1	70
2013 —	Thomas Morstead	61	2,859	46.9	61
2014 —	Thomas Morstead	58	2,690	46.4	63

## Punt Returns

		No.	Yds.	Avg.	Long	TD
1967	Walter Roberts	11	50	4.5	11	0
1968	John Gilliam	15	60	4.0	21	0
1969	Al Dodd	15	106	7.1	21	0
1970	Al Dodd	14	129	9.2	41	0
1971	Al Dodd	13	88	6.8	14	0
1972	Tommy Myers	9	43	4.8	10	0
1973	Howard Stevens	17	171	10.1	37	0
1974	Howard Stevens	37	376	10.2	40	0
1975	Gil Chapman	17	207	12.2	42	0
1976	Pete Athas	35	332	9.5	67	0
1977	Rich Mauti	37	281	7.6	33	0
1978	Wes Chandler	34	233	6.9	32	0
1979	Rich Mauti	27	218	8.1	33	0
1980	Rich Mauti	11	111	10.1	18	0
1981	Jeff Groth	37	436	11.8	36	0
1982	Jeff Groth	21	144	6.9	18	0
1983	Jeff Groth	39	275	7.1	30	0
1984	Jitter Fields	27	236	8.7	61	0
1985	Willie Tullis	17	141	8.3	17	0
1986	Eric Martin	24	227	9.5	39	0
1987	Mel Gray	24	352	14.7	80	0
1988	Mel Gray	25	305	12.2	66t	1
1989	Rod Harris	27	196	7.3	20	0
1990	Vince Buck	37	305	8.2	33	0
1991	Vince Buck	31	260	8.4	52	0
1992	Patrick Newman	23	158	6.9	18	0
1993	Tyrone Hughes	37	503	13.6	83t	2
1994	Tyrone Hughes	21	143	6.8	35	0
1995	Tyrone Hughes	28	262	9.4	74	0
1996	Tyrone Hughes	30	152	5.1	16	0
1997	Eric Guliford	47	498	10.6	32	0
1998	Andre Hastings	22	307	14.0	76	0
1999	Eddie Kennison	35	258	7.4	18	0
2000	Chad Morton	30	278	9.3	51	0
2001	Wane McGarity	19	183	9.6	42	0
2002	Michael Lewis	44	625	14.2	83t	1
2003	Michael Lewis	30	275	9.2	27	0
2004	Michael Lewis	34	382	11.2	53	0
2005	Az-Zahir Hakim	34	260	7.6	42	0
2006	Reggie Bush	28	216	7.7	65t	1

# YEARLY LEADERS

## PUNT RETURNS, continued

	No.	Yds.	Avg.	Long	TD
2007 — Lance Moore	20	185	9.3	48	0
2008 — Reggie Bush	20	270	13.5	71t	3
2009 — Reggie Bush	27	130	4.8	23	0
2010 — Reggie Bush	14	92	6.6	43	0
2011 — Darren Sproles	29	294	10.1	72t	1
2012 — Darren Sproles	23	183	8.0	37	0
2013 — Darren Sproles	29	194	6.7	28	0
2014 — Brandin Cooks	10	35	3.5	15	0

## Kickoff Returns

	No.	Yds.	Avg.	Long	TD
1967 — Walter Roberts	28	737	26.3	91t	1
1968 — Gene Howard	23	533	23.2	36	0
1969 — Tom Barrington	17	394	23.2	54	0
1970 — Ken Burrough	15	298	19.9	38	0
Al Dodd	15	319	21.3	32	0
1971 — Virgil Robinson	19	443	23.3	51	0
1972 — Margene Adkins	43	1,020	23.7	61	0
1973 — Howard Stevens	26	590	22.7	48	0
1974 — Howard Stevens	33	749	22.7	41	0
1975 — Gil Chapman	28	614	21.9	36	0
1976 — Tony Galbreath	20	399	19.9	32	0
1977 — Rich Mauti	27	609	22.6	38	0
1978 — Wes Chandler	32	760	23.8	38	0
1979 — Rich Mauti	36	801	22.2	39	0
1980 — Jimmy Rogers	41	930	22.7	88	0
1981 — Wayne Wilson	31	722	23.3	57	0
1982 — Aundra Thompson	10	211	21.1	35	0
1983 — Kenny Duckett	33	719	21.8	61	0
1984 — Kenny Duckett	29	580	20.0	39	0
1985 — Edward Anthony	23	476	20.7	52	0
Willie Tullis	23	480	20.9	62	0
1986 — Mel Gray	31	866	27.9	101t	1
1987 — Mel Gray	30	636	21.2	43	0
1988 — Mel Gray	32	670	20.9	39	0
1989 — Rod Harris	19	378	19.9	39	0
1990 — Gil Fenerty	28	572	20.4	58	0
1991 — Gene Atkins	20	368	18.4	27	0
1992 — Fred McAfee	19	393	20.7	38	0
1993 — Tyrone Hughes	30	753	25.1	99t	1
1994 — Tyrone Hughes	63	1,556	24.7	98t	2
1995 — Tyrone Hughes	66	1,617	24.5	83	0
1996 — Tyrone Hughes	70	1,791	25.6	58	0
1997 — Eric Guliford	43	1,128	26.2	102t	1
1998 — Qadry Ismail	28	590	21.1	39	0
1999 — Dino Philyaw	53	1,165	22.0	55	0
2000 — Chad Morton	44	1,029	23.4	68	0
2001 — Deuce McAllister	45	1,091	24.2	63	0
2002 — Michael Lewis	70	1,807	25.8	97t	2
2003 — Michael Lewis	45	1,068	23.7	53	0
2004 — Michael Lewis	51	1,215	23.8	96t	1
2005 — Aaron Stecker	31	672	21.7	46	0
2006 — Michael Lewis	37	914	24.7	51	0
2007 — Pierre Thomas	36	865	24.0	64	0
2008 — Pierre Thomas	31	793	25.6	88	0
2009 — Courtney Roby	42	1,154	27.5	97t	1
2010 — Courtney Roby	33	785	23.8	39	0
2011 — Darren Sproles	40	1,089	27.2	92	0
2012 — Travis Cadet	26	690	26.5	75	0
2013 — Darren Sproles	12	255	21.3	32	0
2014 — Travis Cadet	15	364	24.3	34	0

## Interceptions

	No.	Yds.	Avg.	Long	TD
1967 — Dave Whitsell	10	178	17.8	41t	2
1968 — Dave Whitsell	6	44	7.3	32	0
1969 — Elijah Nevett	3	20	6.7	20	0
1970 — Hugo Hollas	5	79	15.8	29	0
1971 — Delles Howell	5	120	24.0	60	0
Hugo Hollas	5	56	11.2	25	0


OWNERSHIP

FOOTBALL

ADMINISTRATION

RECORDS

HISTORY



# YEARLY LEADERS

## INTERCEPTIONS, continued

		No.	Yds.	Avg.	Long	TD
1972	— Bivian Lee	4	65	16.3	32	0
1973	— Ernie Jackson	3	40	13.3	23	0
	Tommy Myers	3	33	11.0	20	0
	Jim Merlo	3	25	8.3	16	0
	Bivian Lee	3	23	7.7	12	0
1974	— Ernie Jackson	4	53	13.3	28	0
	Terry Schmidt	4	27	6.8	24t	1
1975	— Tommy Myers	5	83	16.6	29	0
1976	— Jim Merlo	4	142	35.5	83t	2
1977	— Chuck Crist	4	6	1.5	6	0
1978	— Tommy Myers	6	167	27.8	97t	1
1979	— Tommy Myers	7	127	18.1	52t	1
1980	— Tommy Myers	5	96	19.2	48	0
1981	— Dave Waymer	4	54	13.5	31	0
1982	— Russell Gary	2	25	12.5	19	0
	Dennis Winston	2	-2	-1.0	0	0
1983	— Johnnie Poe	7	146	20.9	31t	1
1984	— Dave Waymer	4	9	2.3	9	0
1985	— Dave Waymer	6	49	8.2	28	0
1985	— Dave Waymer	6	49	8.2	28	0
1986	— Dave Waymer	9	48	5.3	17	0
1987	— Dave Waymer	5	78	15.6	35	0
	Reggie Sutton	5	68	13.6	26	0
1988	— Gene Atkins	4	42	10.5	40	0
1989	— Dave Waymer	6	66	11.0	42	0
1990	— Brett Maxie	2	88	44.0	50t	1
	Toi Cook	2	55	27.5	50	0
	Gene Atkins	2	15	7.5	15	0
	Bennie Thompson	2	0	0.0	0	0
1991	— Gene Atkins	5	198	39.6	79	0
	Vince Buck	5	12	2.4	12	0
1992	— Toi Cook	6	90	15.0	48t	1
1993	— Gene Atkins	3	59	19.7	37	0
1994	— Jimmy Spencer	5	24	4.8	11	0
1995	— Jimmy Spencer	4	11	2.8	9	0
1996	— Anthony Newman	3	40	13.3	21	0
	Greg Jackson	3	24	8.0	10	0
1997	— Sammy Knight	5	75	15.0	39	0
1998	— Sammy Knight	6	171	28.5	91t	2
1999	— Ashley Ambrose	6	27	4.5	16	0
2000	— Sammy Knight	5	68	13.6	37t	2
2001	— Sammy Knight	6	114	19.0	40	0
2002	— Fred Thomas	5	80	16.0	43	0
	Sammy Knight	5	36	7.2	17	0
2003	— Fred Thomas	4	47	11.8	20	0
2004	— Mike McKenzie	5	19	3.8	14	0
2005	— Jason Craft	3	63	21.0	39	0
2006	— Mike McKenzie	2	54	27.0	54	0
	Scott Fujita	2	19	9.5	19	0
	Josh Bullocks	2	14	7.0	14	0
	Omar Stoutmire	2	10	5.0	10	0
2007	— Mike McKenzie	3	161	53.7	75t	2
	Roman Harper	3	58	19.3	31t	1
	Jason David	3	21	7.0	19	0
2008	— Jason David	5	83	16.6	42	0
2009	— Darren Sharper	9	376	41.8	99t	3
2010	— Malcolm Jenkins	2	105	52.5	96t	1
	Jabari Greer	2	50	25.0	26	1
2011	— Patrick Robinson	4	31	7.8	25	0
2012	— Jabari Greer	3	31	10.3	28	0
	Patrick Robinson	3	99	33.0	99t	1
<b>2013</b>	— <b>Keenan Lewis</b>	<b>4</b>	<b>34</b>	<b>8.5</b>	<b>20</b>	<b>0</b>
<b>2014</b>	— <b>Pierre Warren</b>	<b>2</b>	<b>53</b>	<b>26.5</b>	<b>32</b>	<b>0</b>
	<b>Kenny Vaccaro</b>	<b>2</b>	<b>45</b>	<b>22.5</b>	<b>45</b>	<b>0</b>
	<b>Keenan Lewis</b>	<b>2</b>	<b>2</b>	<b>1.0</b>	<b>2</b>	<b>0</b>
	Patrick Robinson	2	2	1.0	2	0
	Corey White	2	2	1.0	2	0

# YEARLY LEADERS

## Quarterback Sacks

	No.	Yds.		No.	Yds.
1982 — Bruce Clark, DE	5.5	51	1998 — La'Roi Glover, DT	10	83
1983 — Rickey Jackson, LB	12	81.5	1999 — La'Roi Glover, DT	8.5	47
1984 — Rickey Jackson, LB	12	95	2000 — La'Roi Glover, DT	17	112
1985 — Rickey Jackson, LB	11	89	2001 — Charlie Clemons, LB	13.5	96
1986 — James Geathers, DE	9	73	2002 — Darren Howard, DE	8	51
	9	71	2003 — Charles Grant, DE	10	42
1987 — Pat Swilling, LB	10.5	87	2004 — Darren Howard, DE	11	64
1988 — Rickey Jackson, LB	7	66	2005 — Will Smith, DE	8.5	60
	7	65	2006 — Will Smith, DE	10.5	79.5
1989 — Pat Swilling, LB	16.5	164	2007 — Will Smith, DE	7	41
1990 — Pat Swilling, LB	11	68	2008 — Bobby McCray, DE	6	35
1991 — Pat Swilling, LB	17	139	2009 — Will Smith, DE	13	68.5
1992 — Wayne Martin, DE	15	102	2010 — Sedrick Ellis, DT	6	48
1993 — Renaldo Turnbull, LB	13	73	2011 — Roman Harper, S	7.5	55
1994 — Darion Conner, LB	10	66	<b>2012 — Cameron Jordan, DE</b>	<b>8</b>	<b>54</b>
1995 — Wayne Martin, DT	13	89	<b>2013 — Cameron Jordan, DE</b>	<b>12.5</b>	<b>101.5</b>
1996 — Wayne Martin, DT	11	84.5	<b>2014 — Junior Galette, OLB</b>	<b>10.0</b>	<b>55.0</b>
1997 — Wayne Martin, DT	10.5	60			



# INDIVIDUAL RECORDS

## Service

### Most Seasons

13	Morten Andersen, 1982-94
	Hoby Brenner, 1981-93
	Stan Brock, 1980-92
	Rickey Jackson, 1981-93
	Derland Moore, 1973-85
	Frank Warren, 1981-89, 91-94
	Jim Wilks, 1981-93

### Most Games

196	Morten Andersen, 1982-94
195	Rickey Jackson, 1981-93
189	Frank Warren, 1981-89, 91-94
186	Stan Brock, 1980-92
183	Jim Wilks, 1981-93

## Scoring

### TOTAL POINTS

#### Career

1,318	Morten Andersen, 1982-94 (302 FG, 412 PAT)
768	John Carney, 2001-06, 09-10 (168 FG, 264 PAT)
513	Doug Brien, 1995-2000 (123 FG, 144 PAT)
422	Garrett Hartley, 2008-13 (82 FG, 176 PAT)
<b>408</b>	<b>Marques Colston, 2006- (68 TD)</b>

#### Season

147	John Kasay, 2011 (28 FG, 63 PAT)
130	John Carney, 2002 (31 FG, 37 PAT)
121	Morten Andersen, 1987 (28 FG, 37 PAT)
120	Morten Andersen, 1985 (31 FG, 27 PAT)
	Morten Andersen, 1992 (29 FG, 33 PAT)

#### Game

24	Joe Horn, vs. N.Y. Giants, 12/14/03 (4 TD)
	Reggie Bush, vs. San Francisco, 12/3/06 (4 TD)
18	Walt Roberts, vs. Philadelphia, 11/5/67 (3 TD)
	Danny Abramowicz, vs. San Francisco, 9/26/71 (3 TD)
	Archie Manning, vs. Chicago, 10/2/77 (3 TD)
	Chuck Muncie, vs. San Francisco, 11/11/79 (3 TD)
	George Rogers, at L.A. Rams, 11/8/81 (3 TD)
	Wayne Wilson, vs. Atlanta, 1/2/83 (3 TD)
	Dalton Hilliard, at L.A. Rams, 10/22/89 (3 TD)
	Rueben Mayes, vs. Phoenix, 9/23/90 (3 TD)
	Mario Bates, at L.A. Rams, 12/4/94 (3 TD)
	Ricky Williams, at Atlanta, 10/22/00 (3 TD)
	Deuce McAllister, vs. Atlanta, 10/27/02 (3 TD)
	Deuce McAllister, at Baltimore, 12/8/02 (3 TD)
	Mike Karney, at Dallas, 12/10/06 (3 TD)

**Marques Colston, at San Francisco, 10/28/07 (3 TD)**

**Marques Colston, vs. San Diego, 10/7/12 (3 TD)**

#### Opponent

24	Dave Williams, at St. Louis, 11/2/69 (4 TD)
	Wayne Morris, at St. Louis, 10/23/77 (4 TD)
	Rodney Hampton, at N.Y. Giants, 9/24/95 (4 TD)
	Mike Anderson, vs. Denver, 12/3/00 (4 TD)

### TOUCHDOWNS

#### Career

<b>68</b>	<b>Marques Colston, 2006-</b>
55	Deuce McAllister, 2001-09
53	Dalton Hilliard, 1986-93
51	Jimmy Graham, 2010-14
50	Joe Horn, 2000-06

#### Season

18	Dalton Hilliard, 1989
16	Deuce McAllister, 2002
	Jimmy Graham, 2012
13	George Rogers, 1981
12	Pierre Thomas, 2008

#### Game

4	Joe Horn, vs. N.Y. Giants, 12/14/03
	Reggie Bush, vs. San Francisco, 12/3/06
3	Walt Roberts, vs. Philadelphia, 11/5/67
	Danny Abramowicz, vs. San Fran., 9/26/71
	Archie Manning, vs. Chicago, 10/2/77
	Chuck Muncie, vs. San Fran., 11/11/79
	George Rogers, at L.A. Rams 11/8/81
	Wayne Wilson, vs. Atlanta, 1/2/83
	Dalton Hilliard, at L.A. Rams, 10/22/89
	Rueben Mayes, vs. Phoenix, 9/23/90
	Mario Bates, at L.A. Rams, 12/4/94
	Ricky Williams, at Atlanta, 10/22/00
	Deuce McAllister, vs. Atlanta, 10/27/02
	Deuce McAllister, at Baltimore, 12/8/02
	Mike Karney, at Dallas, 12/10/06
	<b>Marques Colston, at San Francisco, 10/28/07</b>
	<b>Marques Colston, vs. San Diego, 10/7/12</b>

#### Opponent

4	Dave Williams, at St. Louis, 11/2/69
	Wayne Morris, at St. Louis, 10/23/77
	Rodney Hampton, at N.Y. Giants, 9/24/95
	Mike Anderson, vs. Denver, 12/3/00

### FIELD GOALS MADE

#### Career

302	Morten Andersen, 1982-94 (389 att.)
168	John Carney, 2001-06, 09-10 (203 att.)
123	Doug Brien, 1995-2000 (149 att.)
82	Garrett Hartley, 2008-13 (101 att.)
52	Charlie Durkee, 1967-68, 71-72 (101 att.)

#### Season

31	Morten Andersen, 1985 (35 att.)
	John Carney, 2002 (35 att.)
29	Morten Andersen, 1992 (34 att.)
28	Morten Andersen, 1987 (36 att.)
	Morten Andersen, 1993 (35 att.)
	Morten Andersen, 1994 (39 att.)
	John Kasay, 2011 (34 att.)

#### Game

5	Charlie Durkee, at Green Bay, 11/28/71 (6 att.)
	Morten Andersen, vs. L.A. Rams, 12/1/85 (5 att.)
	Morten Andersen, vs. San Francisco, 10/25/87 (7 att.)
	Morten Andersen, vs. Atlanta, 12/3/92 (5 att.)
	Morten Andersen, at Atlanta, 12/11/94 (5 att.)
	John Carney, vs. Minnesota, 10/7/01 (5 att.)
	John Carney, at St. Louis, 10/28/01 (5 att.)
	John Carney, at St. Louis, 9/26/04 (6 att.)

#### Opponent

6	Bobby Howfield, at N.Y. Jets, 12/3/72 (7 att.)
	Ray Werschling, vs. San Francisco, 10/16/83 (6 att.)
	Norm Johnson, vs. Atlanta 11/13/94 (6 att.)
	John Kasay, vs. Carolina, 12/5/04 (6 att.)
	Ryan Succop, vs. Kansas City, 9/23/12 (6 att.)

### LONGEST FIELD GOAL

63	Tom Dempsey, vs. Detroit, 11/8/70
60	Morten Andersen, vs. Chicago, 10/27/91
56	Morten Andersen, at Philadelphia, 12/26/93
	Doug Brien, vs. Carolina, 9/13/98

#### Opponent

55	Joe Danelo, at N.Y. Giants, 9/20/81
	Morten Andersen, at Atlanta, 12/10/95 (2x)
	Morten Andersen, vs. Atlanta, 10/12/97

### FIELD GOALS ATTEMPTED

#### Career

389	Morten Andersen, 1982-94 (302 made)
203	John Carney, 2001-06, 09-10 (168 made)
149	Doug Brien, 1995-2000 (123 made)
101	Charlie Durkee, 1967-68, 71-72 (52 made)
	Garrett Hartley, 2008-13 (82 made)

# INDIVIDUAL RECORDS

## Season

41	Tom Dempsey, 1969 (22 made)
39	Morten Andersen, 1994 (28 made)
37	Charlie Durkee, 1968 (19 made)
36	Morten Andersen, 1987 (28 made)
	Morten Andersen, 1988 (26 made)

## Game

7	Tom Dempsey, vs. Philadelphia, 11/30/69 (4 made)
	Morten Andersen, vs. San Fran., 10/25/87 (5 made)

## Opponent

7	Bobby Howfield, at N.Y. Jets, 12/3/72 (6 made)
---	--

## POINTS AFTER TOUCHDOWN

### Career

412	Morten Andersen, 1982-94 (418 att.)
264	John Carney, 2001-05, 09-10 (268 att.)
176	Garrett Hartley, 2008-13 (177 att.)

### Season

63	John Kasay, 2011 (63 att.)
57	Garrett Hartley, 2012 (57 att.)
50	John Carney, 2009 (52 att.)
46	John Carney, 2006 (47 att.)
	Shayne Graham, 2014 (47 att.)

### Game

8	John Kasay, vs. Indianapolis, 10/23/11 (8 att.)
7	John Kasay, vs. N.Y. Giants, 11/28/11 (7 att.)
	Garrett Hartley, vs. Dallas, 11/10/13 (7 att.)

### Opponent

8	Nick Mike-Mayer, vs. Atlanta, 9/16/73 (8 att.)
---	--

## Rushing

### TOTAL YARDS

#### Career

6,096	Deuce McAllister, 2001-09 (1,429 att.)
4,267	George Rogers, 1981-84 (995 att.)
4,164	Dalton Hilliard, 1986-93 (1,126 att.)
3,745	Pierre Thomas, 2007-14 (818 att.)
3,408	Rueben Mayes, 1986-88, 90 (837 att.)

#### Season

1,674	George Rogers, 1981 (378 att.)
1,641	Deuce McAllister, 2003 (351 att.)
1,388	Deuce McAllister, 2002 (325 att.)
1,353	Rueben Mayes, 1986 (286 att.)
1,262	Dalton Hilliard, 1989 (344 att.)

#### Game

206	George Rogers, vs. St. Louis, 9/4/83 (24 att.)
203	Rueben Mayes, vs. Miami, 12/7/86 (28 att.)
184	Deuce McAllister, at Philadelphia, 11/23/03 (19 att.)
179	Ricky Williams, vs. Cleveland, 10/31/99 (40 att.)

#### Opponent

251	Mike Anderson, vs. Denver, 12/3/00 (37 att.)
247	Willie Ellison, at L.A. Rams, 12/5/71 (26 att.)
220	Marshall Faulk, vs. St. Louis, 12/24/00 (32 att.)

### MOST 100-YARD RUSHING GAMES

#### Career

27	Deuce McAllister, 2001-09
16	George Rogers, 1981-84
12	Ricky Williams, 1999-2001
11	Rueben Mayes, 1986-88, 90
6	Chuck Muncie, 1976-80
	Mario Bates, 1994-97

#### Season

9	George Rogers, 1981
	Deuce McAllister, 2003
8	Deuce McAllister, 2002
6	Rueben Mayes, 1986
	Deuce McAllister, 2004

### DUAL 100-YARD RUSHING GAMES

at Kansas City, 9/26/76

Tony Galbreath, 14-146, 2 TD; Chuck Muncie, 25-126 at Cincinnati, 11/4/90

Craig Heyward, 19-122, 1 TD; Rueben Mayes, 30-115, 1 TD at New York Giants, 12/24/06

Reggie Bush, 20-126, 1 TD; Deuce McAllister, 27-108, 1 TD

#### Opponent

vs. San Francisco, 11/13/77

Wilbur Jackson, 22-123; Del Williams, 25-110, 1 TD vs. St. Louis, 10/5/80

Ottis Anderson, 22-126; Wayne Morris, 22-102, 3 TDs

### ATTEMPTS

#### Career

1,429	Deuce McAllister, 2001-09 (6,096 yds.)
1,126	Dalton Hilliard, 1986-93 (4,164 yds.)
995	George Rogers, 1981-84 (4,267 yds.)
837	Rueben Mayes, 1986-88, 90 (3,408 yds.)
818	Pierre Thomas, 2007-14 (3,745 yds.)

#### Season

378	George Rogers, 1981 (1,674 yds.)
351	Deuce McAllister, 2003 (1,641 yds.)
344	Dalton Hilliard, 1989 (1,262 yds.)
325	Deuce McAllister, 2002 (1,388 yds.)
313	Ricky Williams, 2001 (1,245 yds.)

#### Game

40	Ricky Williams, vs. Cleveland, 10/31/99 (179 yds.)
38	Ricky Williams, vs. Carolina, 10/15/00 (144 yds.)
35	Earl Campbell, at Minnesota, 11/24/85 (160 yds.)
	Dwight Beverly, at St. Louis, 10/11/87 (139 yds.)

#### Opponent

39	Gerald Riggs, vs. Atlanta, 12/22/85 (158 yds.)
----	--

### TOUCHDOWNS RUSHING

#### Career

49	Deuce McAllister, 2001-09
39	Dalton Hilliard, 1986-93
28	Chuck Muncie, 1976-80
	Pierre Thomas, 2007-14
27	Tony Galbreath, 1976-80

#### Season

13	Deuce McAllister, 2002
	George Rogers, 1981
	Dalton Hilliard, 1989
11	Chuck Muncie, 1979
10	Deuce McAllister, 2006

#### Game

3	Archie Manning, vs. Chicago, 10/2/77
	Chuck Muncie, vs. San Francisco, 11/11/79
	George Rogers, at L.A. Rams, 11/8/81
	Wayne Wilson, vs. Atlanta, 1/2/83
	Rueben Mayes, vs. Phoenix, 9/23/90
	Mario Bates, at L.A. Rams, 12/4/94
	Ricky Williams, at Atlanta, 10/22/00
	Deuce McAllister, vs. Atlanta, 10/27/02
	Deuce McAllister, at Baltimore, 12/8/02
	Reggie Bush, vs. San Francisco, 12/13/06

#### Opponent

4	Wayne Morris, at St. Louis, 10/23/77
	Rodney Hampton, at N.Y. Giants, 9/24/95
	Mike Anderson, vs. Denver, 12/3/00

### HIGHEST RUSHING AVERAGE

#### Career (minimum 250 attempts)

5.8	Archie Manning, 1971-75, 77-82 (357 att.-2,058 yds.)
5.4	Hokie Gajan, 1982-85 (252 att.-1,358 yds.)
5.1	Chris Ivory, 2010-12 (256 att.-1,307 yds.)
4.6	Pierre Thomas, 2007-14 (818 att.-3,745 yds.)
4.3	Chuck Muncie, 1976-80 (788 att.-3,393 yds.)
	George Rogers, 1981-84 (995 att.-4,267 yds.)
	Deuce McAllister, 2001-09 (1,429 att.-6,096 yds.)

OWNERSHIP

FOOTBALL

ADMINISTRATION

RECORDS

HISTORY

## INDIVIDUAL RECORDS

## Season (minimum 75 attempts)

- 6.9 Darren Sproles, 2011 (87 att.-603 yds.)  
6.0 Hokie Gajan, 1984 (102 att.-615 yds.)  
5.4 Pierre Thomas, 2009 (147 att.-793 yds.)  
5.2 Chris Ivory, 2010 (137 att.-716 yds.)  
5.1 Hokie Gajan, 1983 (81 att.-415 yds.)

## Game (minimum 8 attempts)

- 10.9 Khiry Robinson, at Dallas, 9/28/14 (8-87)**  
10.8 Lorenzo Neal, at Atlanta, 9/12/93 (8-86)  
10.5 Chris Ivory, at Tampa Bay, 10/17/10 (15-158)  
10.4 Tony Galbreath, vs. Kansas City, 9/26/76 (14-146)  
10.4 Gil Fenerty, at L.A. Rams, 12/9/90 (10-104)

## Opponent (minimum 8 attempts)

- 12.8 Steve Young, at San Francisco, 12/23/90 (8-102)

## LONGEST SCORING RUN

- 79 George Rogers, at Cleveland, 10/18/81  
76 George Rogers, vs. St. Louis, 9/4/83  
Deuce McAllister, at Philadelphia, 11/23/03  
74 Tony Galbreath, at Kansas City, 9/26/76  
Lorenzo Neal, at Atlanta, 9/12/93  
Mario Bates, vs. Detroit, 9/21/9

## Opponent

- 91 Jamaal Charles, vs. Kansas City, 9/23/12  
80 Willie Ellison, at L.A. Rams, 12/5/71

## LONGEST NON-SCORING RUN

- 73 George Rogers, vs. Philadelphia, 10/11/81  
71 Deuce McAllister, at Carolina, 1/2/05

## Opponent

- 76 Willie Parker, at Pittsburgh, 11/12/06

## Receiving

## TOTAL RECEIVING YARDS

## Career

- 9,239 Marques Colston, 2006- (666 rec.)**  
7,854 Eric Martin, 1985-93 (532 rec.)  
7,622 Joe Horn, 2000-06 (523 rec.)  
4,875 Danny Abramowicz, 1967-72 (309 rec.)  
4,377 Devery Henderson, 2004- (245 rec.)

## Season

- 1,399 Joe Horn, 2004 (94 rec.)  
1,340 Joe Horn, 2000 (94 rec.)  
1,312 Joe Horn, 2002 (88 rec.)  
1,310 Jimmy Graham, 2011 (99 rec.)  
1,265 Joe Horn, 2001 (83 rec.)

## Game

- 205 Wes Chandler, vs. Atlanta, 9/27/79 (6 rec.)  
200 Torrance Small, at Denver, 12/24/94 (6 rec.)  
180 Joe Horn, vs. San Francisco, 11/5/00 (10 rec.)  
179 Floyd Turner, vs. Chicago, 10/27/91 (9 rec.)  
Jimmy Graham, at Tampa Bay, 9/15/13 (10 rec.)

## Opponent

- 336 Willie Anderson, vs. L.A. Rams, 11/26/89 (15 rec.)  
248 Richard Johnson, at Detroit, 12/3/89 (8 rec.)  
224 Dez Bryant, at Dallas, 12/23/12 (9 rec.)  
218 Alshon Jeffery, at Chicago, 10/6/13 (10 rec.)  
216 Vincent Jackson, at Tampa Bay, 10/21/12 (7 rec.)

## MOST 100-YARD RECEIVING GAMES

## Career

- 28 Joe Horn, 2000-06  
**27 Marques Colston, 2006-**  
18 Eric Martin, 1985-93  
13 Jimmy Graham, 2010-14  
10 Danny Abramowicz, 1967-73  
Devery Henderson, 2004-12

## Season

- 6 Joe Horn, 2002  
Jimmy Graham, 2013

- 5 Eric Martin, 1989  
Joe Horn, 2000  
Joe Horn, 2004

## DUAL 100-YARD RECEIVING GAMES

at Atlanta, 11/25/79

Henry Childs, 3-117, 1 TD; Wes Chandler, 6-103  
vs. Philadelphia, 11/9/80

Wes Chandler, 9-139, 1 TD; Ike Harris, 4-119  
vs. Buffalo, 12/27/98

Brett Bech, 4-113, 2 TD; Cam Cleeland, 10-112, 1 TD  
vs. Denver, 12/3/00

Joe Horn, 10-170; Robert Wilson, 8-122

vs. N.Y. Giants, 9/19/05

Joe Horn, 9-143, 1 TD; Donté Stallworth, 8-141

vs. Baltimore, 10/29/06

**Marques Colston, 6-163, 2 TD;** Joe Horn, 5-126, 1 TD  
at Tampa Bay, 11/5/06

**Marques Colston, 11-123, 1 TD;** Devery Henderson, 3-111, 2 TD  
vs. New England, 11/30/09

**Marques Colston, 4-121, 1 TD;** Devery Henderson, 3-116, 1 TD  
at Tampa Bay, 10/16/11

**Marques Colston, 7-118, 1 TD;** Jimmy Graham, 7-124  
vs. San Diego, 10/7/12

**Marques Colston, 9-131, 3 TD;** Devery Henderson, 8-123, 1 TD  
at Dallas, 12/23/12

**Marques Colston, 10-153;** Darren Sproles, 7-144  
vs. Carolina, 12/30/12

Jimmy Graham, 9-115, 1 TD; Lance Moore, 4-121

vs. Miami, 9/30/13

Jimmy Graham, 4-100, 2 TD; Darren Sproles, 7-114, 1 TD  
at Detroit, 10/19/14

**Marques Colston, 6-111;** Kenny Stills, 5-103

## Opponent

at Cleveland, 11/10/68

Paul Warfield, 5-107, 1 TD; Leroy Kelly, 3-104, 2 TD  
at St. Louis, 11/2/69

Dave Williams, 8-164, 4 TD; John Gilliam, 5-106, 1 TD  
at Minnesota, 12/1/74

Jim Lash, 3-112; John Gilliam, 5-109, 2 TD  
at N.Y. Giants, 9/20/81

Johnny Perkins, 8-118; Gary Shirk, 11-101, 1 TD  
at L.A. Rams, 12/9/90

Willie Anderson, 5-123; Henry Ellard, 5-107, 1 TD  
at Minnesota, 11/6/94

Jake Reed, 8-157, 1 TD; Cris Carter, 12-151  
vs. Atlanta, 11/13/94

Terance Mathis, 10-125; Andre Rison, 8-118, 1 TD  
vs. Atlanta, 9/17/95

Eric Metcalf, 11-155; Bert Emanuel, 6-104  
at Minnesota, 11/19/95

Qadry Ismail, 5-142, 1 TD; Cris Carter, 12-137, 2 TD  
vs. Carolina, 11/26/95

Mark Carrier, 6-132, 2 TD; Willie Green, 4-105, 1 TD  
vs. Atlanta, 12/13/98

Tony Martin, 8-109; Terance Mathis, 6-198  
vs. St. Louis, 12/12/99

Torry Holt, 6-113; Isaac Bruce, 4-119  
at St. Louis, 10/28/01

Trung Canidate 10-107; Isaac Bruce 7-179, 1 TD  
at Philadelphia, 9/20/09

Brent Celek 8-104; DeSean Jackson 4-101, 1 TD  
vs. Houston, 9/25/11

James Casey 5-126, 1 TD; Andre Johnson 7-128  
vs. Atlanta, 12/26/11

Julio Jones 8-128, 1 TD; Roddy White 11-127  
vs. Atlanta, 11/11/12

Tony Gonzalez 11-122, 2 TD; Roddy White 7-114  
at Green Bay, 10/26/14

Randall Cobb 5-126, 1 TD; Eddie Lacy 8-123

# INDIVIDUAL RECORDS

## TOTAL RECEPTIONS

### Career

<b>666</b>	<b>Marques Colston, 2006- (9,239 yds.)</b>
532	Eric Martin, 1985-93 (7,854 yds.)
523	Joe Horn, 2000-06 (7,622 yds.)
386	Jimmy Graham, 2010-14 (4,752 yds.)
346	Lance Moore, 2005-13 (4,281 yds.)

### Season

99	Jimmy Graham, 2011 (1,310 yds.)
<b>98</b>	<b>Marques Colston, 2007 (1,202 yds.)</b>
94	Joe Horn, 2000 (1,340 yds.)
	Joe Horn, 2004 (1,399 yds.)
88	Joe Horn, 2002 (1,312 yds.)
	Reggie Bush, 2006 (742 yds.)

### Game

14	Tony Galbreath at Green Bay, 9/10/78 (122 yds.)
13	Joe Horn vs. Carolina, 12/2/01 (150 yds.)
	Darren Sproles vs. Carolina, 9/16/12 (128 yds.)
12	Danny Abramowicz vs. Pittsburgh, 10/29/67 (156 yds.)
	John Beasley vs. San Diego, 11/18/73 (127 yds.)
	Joe Horn at San Diego, 9/10/00 (116 yds.)
	Reggie Bush at Houston, 10/18/07 (70 yds.)
	Pierre Thomas at Chicago, 12/30/07 (121 yds.)

### Opponent

15	Willie Anderson, vs. L.A. Rams, 11/26/89 (336 yds.)
12	Rickey Young, vs. Minnesota, 9/3/78 (134 yds.)
	John Spagnola, vs. Philadelphia, 10/6/85 (124 yds.)
	Cris Carter, at Minnesota, 11/6/94 (151 yds.)
	Cris Carter, at Minnesota, 10/19/95 (137 yds.)

## TOUCHDOWNS RECEIVING

### Career

<b>68</b>	<b>Marques Colston, 2006-</b>
51	Jimmy Graham, 2010-14
50	Joe Horn, 2000-06
48	Eric Martin, 1985-93
38	Lance Moore, 2005-13

### Season

16	Jimmy Graham, 2013
11	Joe Horn, 2004
	<b>Marques Colston, 2007</b>
	Jimmy Graham, 2011
10	Joe Horn, 2003
	Lance Moore, 2008
	<b>Marques Colston, 2012</b>
	Jimmy Graham, 2014

### Game

4	Joe Horn, vs. N.Y. Giants 12/14/03
---	------------------------------------

### Opponent

4	Dave Williams, at St. Louis 11/2/69
---	-------------------------------------

## HIGHEST RECEIVING AVERAGE

### Career (minimum 100 receptions)

17.9	Devery Henderson, 2004-12 (245 rec.-4,377 yds.)
16.4	Ike Harris, 1978-81 (104 rec.-1,710 yds.)
16.5	Robert Meachem, 2007-11, 13-14 (164 rec.-2,707 yds.)
15.8	Danny Abramowicz, 1967-73 (309 rec.-4,875 yds.)
15.6	Henry Childs, 1974-80 (207 rec.-3,224 yds.)

### Season (minimum 20 receptions)

24.8	Devery Henderson, 2008 (32 rec.-793 yds.)
23.3	Devery Henderson, 2006 (32 rec.-745 yds.)
21.2	Keith Poole, 1998 (24 rec.-509 yds.)
20.6	Tyrone Young, 1984 (29 rec.-597 yds.)
20.5	Devery Henderson, 2007 (20 rec.-409 yds.)

### Game (minimum 3 receptions)

54.7	Eric Martin, vs. Green Bay, 9/14/86 (3-164)
51.3	Keith Poole, at Atlanta, 10/18/98 (3-154)
51.7	Joe Horn, at Atlanta, 11/17/02 (3-134)
43.0	Kenny Stills, vs. Buffalo, 10/27/13 (3-129)
39.8	Larry Burton, vs. Atlanta, 11/2/75 (4-159)

## Opponent (minimum 3 receptions)

44.7	Stephen Baker, vs. N.Y. Giants, 11/27/88 (3-134)
------	--

## LONGEST SCORING RECEPTIONS

90	Eddie Kennison from Billy Joe Hobert, vs. Atlanta 10/10/99
89	Andre Hastings from Kerry Collins, vs. Dallas, 12/6/98
89	Randal Hill from Heath Shuler, at Chicago, 10/5/97
<b>86</b>	<b>Marques Colston from Drew Brees, at Carolina, 10/1/06 – ROOKIE RECORD</b>
<b>84</b>	<b>Devery Henderson from Drew Brees, vs. Tampa Bay, 9/7/08</b>

### Opponent

98	Michael Haynes from Bobby Hebert, at Atlanta, 9/12/93
88	Harmon Wages from Bob Berry, at Atlanta, 12/7/69
	Pierre Garcon from Robert Griffin III, vs. Washington, 9/9/12

## LONGEST NON-SCORING RECEPTIONS

96	Walt Roberts from Billy Kilmer, at Philadelphia, 11/19/67
85	Wes Chandler from Archie Manning, at San Francisco, 9/23/79
84	Eric Martin from Bobby Hebert, vs. Green Bay, 9/14/86
84	Ken Burrough from Bob Berry, vs. Atlanta, 12/19/71

## Total Yards from Scrimmage

### TOTAL YARDS (RUSHING & RECEIVING)

#### Career

<b>9,246</b>	<b>Marques Colston, 2006- (9,239 receiving)</b>
7,865	Eric Martin, 1985-93 (7,854 receiving)
7,816	Deuce McAllister, 2001-09 (6,096 rushing)
7,653	Joe Horn, 2000-06 (7,622 receiving)
6,397	Dalton Hilliard, 1986-93 (4,164 rushing)

#### Season

2,157	Deuce McAllister, 2003 (1,641 rushing)
1,800	George Rogers, 1981 (1,674 rushing)
1,776	Dalton Hilliard, 1989 (1,262 rushing)
1,756	Ricky Williams, 2001 (1,245 rushing)

#### Game

237	Deuce McAllister, vs. Atlanta, 11/16/03 (173 rushing)
232	Deuce McAllister, at Philadelphia, 11/23/03 (184 rushing)
226	Pierre Thomas, at Chicago, 12/30/07 (121 receiving)
225	Rueben Mayes, vs. Miami, 12/7/86 (203 rushing)
206	George Rogers, vs. St. Louis, 9/4/83 (all rushing)

#### Opponent

336	Willie Anderson, vs. L.A. Rams, 11/26/89 (all receiving)
-----	--

## Passing

### TOTAL PASSING YARDS

#### Career

<b>43,685</b>	<b>Drew Brees, 2006- (5,649 att.-3,812 comp.)</b>
21,734	Archie Manning, 1971-75, 77-82 (3,335 att.-1,849 comp.)
19,156	Aaron Brooks, 2000-05 (2,771 att.-1,563 comp.)

#### Season

<b>5,476</b>	<b>Drew Brees, 2011 (657 att.-468 comp.)</b>
<b>5,177</b>	<b>Drew Brees, 2012 (670 att.-422 comp.)</b>
<b>5,162</b>	<b>Drew Brees, 2013 (650 att.-446 comp.)</b>
<b>5,069</b>	<b>Drew Brees, 2008 (635 att.-413 comp.)</b>


OWNERSHIP

FOOTBALL

ADMINISTRATION

RECORDS

HISTORY



# INDIVIDUAL RECORDS

## Game

- 510** Drew Brees, vs. Cincinnati, 11/19/06 (37-52)  
**446** Drew Brees, at Dallas, 12/23/12 (37-53)  
 Drew Brees, at Green Bay, 9/30/12 (35-54)  
**445** Drew Brees, vs. Jacksonville, 11/4/07 (35-49)  
 441 Aaron Brooks, vs. Denver, 12/3/00 (30-48)

## Opponent

- 454 Jim Everett, vs. L.A. Rams, 11/26/89 (29-51)  
 448 Matt Ryan, at Atlanta, 9/7/14 (31-43)

## MOST 300-YARD PASSING GAMES

### Career

- 79** Drew Brees, 2006-  
 10 Aaron Brooks, 2000-05  
 9 Archie Manning, 1971-75, 77-82  
 6 Jim Everett, 1994-96  
 4 Bobby Hebert, 1985-89, 91-92

### Season

- 13** Drew Brees, 2011-NFL RECORD  
**11** Drew Brees, 2013  
**10** Drew Brees, 2008  
**10** Drew Brees, 2012  
**8** Drew Brees, 2006

## PASS ATTEMPTS

### Career

- 5,649** Drew Brees, 2006- (3,812 comp.)  
 3,335 Archie Manning, 1971-75, 77-82 (1,849 comp.)  
 2,771 Aaron Brooks, 2000-05 (1,563 comp.)

### Season

- 670** Drew Brees, 2012 (442 comp.)  
**659** Drew Brees, 2014 (456 comp.)  
**658** Drew Brees, 2010 (448 comp.)  
**657** Drew Brees, 2011 (468 comp.)  
**652** Drew Brees, 2007 (440 comp.)

## Game

- 60** Aaron Brooks, vs. Denver, 11/21/04 (34 comp.)  
**Drew Brees, at Chicago, 12/30/07 (35 comp.)**  
**58** Drew Brees, at Atlanta, 11/9/08 (31 comp.)  
**57** Drew Brees, vs. Tampa Bay, 10/5/14 (35 comp.)

## Opponent

- 59 Steve Grogan, at New England, 11/12/89 (27 comp.)  
 58 Ben Roethlisberger, at Pittsburgh, 11/30/14 (32 comp.)

## PASS COMPLETIONS

### Career

- 3,812** Drew Brees, 2006- (5,649 att.)  
 1,849 Archie Manning, 1971-75, 77-82 (3,335 att.)  
 1,563 Aaron Brooks, 2000-05 (2,771 att.)

### Season

- 468** Drew Brees, 2011 (657 att.) NFL RECORD  
**456** Drew Brees, 2014 (659 att.)  
**448** Drew Brees, 2010 (658 att.)

## Game

- 39** Drew Brees, at Denver, 9/21/08 (48 att.)  
**Drew Brees, at St. Louis, 12/15/13 (56 att.)**  
**37** Drew Brees, vs. Cincinnati, 11/19/06 (52 att.)  
**Drew Brees, vs. Cleveland, 10/24/10 (56 att.)**  
**Drew Brees, at Dallas, 12/23/12 (53 att.)**

## Opponent

- 34 Matt Ryan, vs. Atlanta, 12/26/11 (52 att.)  
 Matt Ryan, vs. Atlanta, 11/11/12 (52 att.)  
 33 Warren Moon, at Minnesota, 11/6/94 (57 att.)  
 Eli Manning, vs. N.Y. Giants, 11/28/11 (47 att.)

## MOST CONSECUTIVE COMPLETIONS

- 19** Drew Brees, 12/27/09  
**Drew Brees, 11/10/13**  
**17** Drew Brees, 12/16-12/23/07  
 15 Archie Manning, 10/14-10/21/79  
**Drew Brees, 10/18/09**

## Opponent

- 18 Don Majkowski, at Green Bay, 9/17/89

## COMPLETION PERCENTAGE

### Career (minimum 500 attempts)

- 67.5** Drew Brees, 2006- (5,649 att.-3,812 comp.)  
 61.0 Jim Everett, 1994-96 (1,571 att.-958 comp.)  
 58.5 Bobby Hebert, 1985-89, 91-92 (2,055 att.-1,202 comp.)

### Season (minimum 100 attempts)

- 71.2** Drew Brees, 2011 (657 att.-468 comp.) NFL RECORD  
**70.6** Drew Brees, 2009 (514 att.-363 comp.)  
**69.2** Drew Brees, 2014 (659 att.-456 comp.)

## Game (minimum 10 attempts)

- 90.9 Mike Buck, at Pittsburgh, 10/17/93 (11-10)  
**88.6** Drew Brees, vs. Indianapolis, 10/23/11 (35-31)  
 87.0 Bobby Hebert, vs. Denver, 11/20/88 (23-20)  
**86.7** Drew Brees, vs. Arizona, 12/16/07 (30-26)  
**Drew Brees, vs. Oakland, 10/12/08 (30-26)**

## Opponent

- 90.9 Scott Hunter, at Atlanta, 10/31/76 (11-10)  
 90.5 Lynn Dickey, vs. Green Bay, 12/13/81 (21-19)

## TOUCHDOWN PASSES

### Career

- 316** Drew Brees, 2006-  
 120 Aaron Brooks, 2000-05  
 115 Archie Manning, 1971-75, 77-82

### Season

- 46** Drew Brees, 2011  
**43** Drew Brees, 2012  
**39** Drew Brees, 2013  
**34** Drew Brees, 2008  
**Drew Brees, 2009**

## Game

- 6** Billy Kilmer, at St. Louis, 11/2/69  
**Drew Brees, vs. Detroit, 9/13/09**  
**5** 8 times, last Drew Brees at Pittsburgh, 11/30/14

## Opponent

- 6** Charley Johnson, at St. Louis, 11/2/69  
 Peyton Manning, vs. Indianapolis, 9/28/03

## PASSER RATING

### Career (minimum 500 attempts)

- 98.8** Drew Brees, 2006-  
**(3,812-5,649; 43,685 yds.; 316 TD, 141 INT)**  
 81.1 Jim Everett, 1994-96  
 (958-1,571; 10,622 yds.; 60 TD, 48 INT)  
 79.7 Aaron Brooks, 2000-05  
 (1,563-2,771; 19,156 yds.; 120 TD, 84 INT)

### Season (minimum 100 attempts)

- 110.6** Drew Brees, 2011  
**(468-657; 5,476 yds.; 46 TD, 14 INT)**  
**109.6** Drew Brees, 2009  
**(363-514; 4,388 yds.; 34 TD, 11 INT)**  
**104.7** Drew Brees, 2013  
**(446-650; 5,162 yds.; 39 TD, 12 INT)**

## Game (minimum 10 attempts)

- 158.3 Mike Buck, at Pittsburgh, 10/17/93  
 (10-11, 164 yds., 2 TD, 0 INT)  
**158.3** Drew Brees, vs. New England, 11/30/09  
**(18-23; 371 yds.; 5 TD, 0 INT)**  
**157.5** Drew Brees, vs. Green Bay, 11/24/08  
**(20-26; 323 yds.; 4 TD, 0 INT)**  
**157.4** Drew Brees, vs. Tampa Bay, 12/29/13  
**(24-31; 381 yds.; 4 TD, 0 INT)**  
**156.8** Drew Brees, vs. N.Y. Giants, 10/18/09  
**(23-30; 369 yds.; 4 TD, 0 INT)**

# INDIVIDUAL RECORDS

## PASSES INTERCEPTED

### Career

156	Archie Manning, 1971-75,77-82
<b>141</b>	<b>Drew Brees, 2006-</b>
84	Aaron Brooks, 2000-05

### Season

<b>22</b>	Aaron Brooks, 2001
	<b>Drew Brees, 2010</b>
21	Archie Manning, 1972
	Aaron Brooks, 2004
20	Archie Manning, 1975
	Archie Manning, 1979
	Archie Manning, 1980

### Game

5	Archie Manning, vs. Atlanta, 9/16/73
	Archie Manning, vs. L.A. Rams, 10/7/79
	<b>Drew Brees, at Atlanta, 11/29/12</b>

### Opponent

5	Randy Wright, vs. Green Bay, 9/14/86
	Scott Campbell, at Atlanta, 11/1/87

## MOST TIMES SACKED

### Career

337	Archie Manning, 1971-75,77-82
209	Aaron Brooks, 2000-05
<b>208</b>	<b>Drew Brees, 2006-</b>
119	Bobby Hebert, 1985-89,91-92
98	Dave Wilson, 1981,83-88

### Season

50	Aaron Brooks, 2001
49	Archie Manning, 1975
43	Archie Manning, 1972

### Game

9	Dave Wilson, at San Francisco, 11/13/83
	Dave Wilson, at L.A. Rams, 11/3/85
	Wade Wilson, at Cleveland, 12/5/93

### Opponent

8	Steve Beuerlein, at Carolina, 11/12/00
	Chris Weinke, vs. Carolina, 12/2/01

## Punting

## MOST PUNTS

### Career

515	Tommy Barnhardt, 1987,89-94,99 (42.5 avg.)
447	Tom Blanchard, 1974-78 (41.3 avg.)
363	Brian Hansen, 1984-88 (42.0 avg.)
<b>354</b>	<b>Thomas Morstead, 2009- (47.0 avg.)</b>
279	Russell Erxleben, 1979-83 (41.2 avg.)

### Season

101	Tom Blanchard, 1976 (39.3 avg.)
92	Tom Blanchard, 1975 (41.0 avg.)
89	Russell Erxleben, 1980 (39.2 avg.)
88	Tom Blanchard, 1974 (42.1 avg.)
	Mark Royals, 1997 (45.9 avg.)
	Mark Royals, 1998 (45.6 avg.)

### Game

12	Tom Blanchard, vs. Minnesota, 11/16/75 (42.9 avg.)
	Steve O'Neal, at San Francisco, 10/21/73 (41.6 avg.)
	Russell Erxleben, vs. Washington, 12/26/82 (44.7 avg.)
	Tommy Barnhardt, at Baltimore, 12/19/99 (37.2 avg.)

### Opponent

12	Todd Sauerbrun, at Chicago, 10/5/97 (43.7 avg.)
11	Shawn McCarthy, at New England, 11/8/92 (42.1 avg.)

## HIGHEST PUNTING AVERAGE

### Career (minimum 50 attempts)

<b>47.0</b>	<b>Thomas Morstead, 2009- (354 punts)</b>
45.8	Mark Royals, 1997-98 (176 punts)
43.7	Mitch Berger, 2003-2005 (227 punts)

### Season (minimum 40 attempts)

<b>50.1</b>	<b>Thomas Morstead, 2012 (74 punts)</b>
<b>48.3</b>	<b>Thomas Morstead, 2011 (46 punts)</b>
<b>46.9</b>	<b>Thomas Morstead, 2013 (61 punts)</b>
<b>46.4</b>	<b>Thomas Morstead, 2014 (58 punts)</b>
<b>45.9</b>	<b>Thomas Morstead, 2010 (57 punts)</b>

## LONGEST PUNT

81	Tom McNeill, vs. Dallas, 9/28/69
<b>Opponent</b>	
87	Dave Finzer, at Chicago, 10/7/84

## Punt Returns

## MOST RETURNS

### Career

142	Michael Lewis, 2001-06 (10.4 avg.)
116	Tyrone Hughes, 1993-96 (9.1 avg.)
104	Jeff Groth, 1981-84 (8.5 avg.)
92	Reggie Bush, 2006-10 (7.8 avg.)
81	Darren Sproles, 2011-13 (8.3 avg.)

### Season

47	Eric Guliford, 1997 (10.6 avg.)
44	Michael Lewis, 2002 (14.2 avg.)
39	Jeff Groth, 1983 (7.1 avg.)
37	Howard Stevens, 1974 (10.2 avg.)
	Rich Mauti, 1977 (7.4 avg.)
	Jeff Groth, 1981 (11.8 avg.)
	Vince Buck, 1990 (8.2 avg.)
	Tyrone Hughes, 1993 (13.6 avg.)

### Game

7	Eric Guliford, at Oakland, 11/9/97 (90 yds.)
	Michael Lewis, at Carolina, 11/10/02 (98 yds.)
6	Pete Athas, vs. Houston, 10/3/76 (161 yds.)
	Rod Harris, at Detroit, 12/3/89 (38 yds.)
	Bobby Morse, vs. Indianapolis, 12/24/89 (28 yds.)
	Vince Buck, vs. Minnesota, 9/22/91 (37 yds.)
	Tyrone Hughes, at Carolina, 10/22/95 (36 yds.)
	Eric Guliford, at Chicago, 10/5/97 (77 yds.)
	Chad Morton, vs. Detroit, 9/3/00 (36 yds.)

### Opponent

10	Mike Nelms, vs. Washington, 12/26/82 (106 yds.)
----	---

## MOST YARDS

### Career

1,482	Michael Lewis, 2001-06 (142 ret.)
1,060	Tyrone Hughes, 1993-96 (116 ret.)
887	Jeff Groth, 1981-84 (104 ret.)
720	Reggie Bush, 2006-10 (92 ret.)
671	Darren Sproles, 2011-13 (81 ret.)

### Season

625	Michael Lewis, 2002 (44 ret.)
503	Tyrone Hughes, 1993 (37 ret.)
498	Eric Guliford, 1997 (47 ret.)
436	Jeff Groth, 1981 (37 ret.)
382	Michael Lewis, 2004 (34 ret.)

### Game

176	Reggie Bush, vs. Minnesota, 10/6/08 (5 ret.)
161	Pete Athas, vs. Houston, 10/3/76 (6 ret.)
139	Michael Lewis, vs. Carolina, 12/29/02 (5 ret.)
130	Mel Gray, vs. Tampa Bay, 12/6/87 (2 ret.)
128	Tyrone Hughes, at Rams, 10/3/93 (4 ret.)

### Opponent

143	Chuck Latourette, vs. St. Louis, 9/29/68 (3 ret.)
-----	---


OWNERSHIP

FOOTBALL

ADMINISTRATION

RECORDS

HISTORY



# INDIVIDUAL RECORDS

## HIGHEST RETURN AVERAGE

### Career (minimum 20 returns)

13.4	Mel Gray, 1986-88 (49 ret.)
13.3	Andre Hastings, 1997-99 (23 ret.)
10.5	Eric Guliford, 1997-98 (57 ret.)
10.4	Michael Lewis, 2001-06 (142 ret.)
10.1	Howard Stevens, 1973-74- (54 ret.)

### Season (minimum 10 returns)

14.7	Mel Gray, 1987 (24 ret.)
14.2	Michael Lewis, 2002 (44 ret.)
14.0	Andre Hastings, 1998 (22 ret.)
13.6	Tyrone Hughes, 1993 (37 ret.)
13.5	Reggie Bush, 2008 (20 ret.)

## LONGEST RETURNS

83t	Tyrone Hughes, at Philadelphia, 12/26/93
83t	Michael Lewis, at Washington, 10/13/02
80	Mel Gray, vs. Tampa Bay, 12/6/87

### Opponent

103t	Robert Bailey, vs. L.A. Rams, 10/23/94
------	--

## PUNTS RETURNED FOR TOUCHDOWNS (11)

83	Michael Lewis, at Washington, 10/13/02
83	Tyrone Hughes, at Philadelphia, 12/26/93
74	Tyrone Hughes, at L.A. Rams, 10/3/93
72	Darren Sproles, at Green Bay, 9/8/11
71	Reggie Bush, vs. Minnesota, 10/6/08
66	Mel Gray, vs. Denver, 11/20/88
65	Reggie Bush, vs. Tampa Bay, 10/8/06
64	Reggie Bush, vs. Minnesota, 10/6/08
56	Derrick Shepard, vs. Dallas, 9/10/89
55	Reggie Bush, at Washington, 9/14/08
53	Charlie Brown, vs. Pittsburgh, 12/15/68

### Opponent (25) - Longest:

103	Robert Bailey, vs. L.A. Rams, 10/23/94
95	Desmond Howard, vs. Detroit, 9/3/00
88	Mike Fuller, vs. San Diego, 10/9/77
86	Chuck Latourette, vs. St. Louis, 9/29/68
84	Ron Smith, at San Diego, 11/18/73
	Winslow Oliver, vs. Carolina, 9/8/96

## Kickoff Returns

### MOST RETURNS

#### Career

243	Michael Lewis, 2001-06 (24.3 avg.)
229	Tyrone Hughes, 1993-96 (25.0 avg.)
124	Rich Mauti, 1977-80, 1982-83 (22.9 avg.)
106	Fred McAfee, 1991-93, 2000-06 (21.0 avg.)
94	Courtney Roby, 2008-12 (25.6 avg.)

#### Season

70	Michael Lewis, 2002 (25.8 avg.)
	Tyrone Hughes, 1996 (25.6 avg.)
66	Tyrone Hughes, 1995 (24.5 avg.)
63	Tyrone Hughes, 1994 (24.7 avg.)
53	Dino Philyaw, 1999 (22.0 avg.)

#### Game

8	Tyrone Hughes, vs. San Diego, 10/16/94 (196 yds.)
	Tyrone Hughes, at Minnesota, 11/19/95 (156 yds.)
	Michael Lewis, at Detroit, 9/29/02 (158 yds.)
	Aaron Stecker, vs. Carolina, 12/5/04 (214 yds.)
	Pierre Thomas, vs. St. Louis, 11/11/07 (233 yds.)

#### Opponent

8	Troy Walters, vs. Minnesota, 10/7/01 (178 yds.)
---	---

## MOST YARDS

#### Career

5,903	Michael Lewis, 2001-06 (243 ret.)
5,717	Tyrone Hughes, 1993-96 (229 ret.)
2,836	Rich Mauti, 1977-80, 82-83 (124 ret.)
2,411	Courtney Roby, 2008-12 (94 ret.)
2,233	Fred McAfee, 1991-93, 2000-06 (106 ret.)

## Season

1,807	Michael Lewis, 2002 (70 ret.)
1,791	Tyrone Hughes, 1996 (70 ret.)
1,617	Tyrone Hughes, 1995 (66 ret.)
1,556	Tyrone Hughes, 1994 (63 ret.)
1,215	Michael Lewis, 2004 (53 ret.)

## Game

304	Tyrone Hughes, vs. L.A. Rams, 10/23/94 (7 ret.)
233	Pierre Thomas, vs. St. Louis, 11/11/07 (8 ret.)
215	Dino Philyaw, vs. St. Louis, 12/12/99 (7 ret.)
214	Aaron Stecker, vs. Carolina, 12/5/04 (8 ret.)
205	Tyrone Hughes, at Cincinnati, 9/15/96 (7 ret.)

## Opponent

230	Domenik Hixon, vs. N.Y. Giants, 10/18/09 (7 ret.)
227	David Wilson, at N.Y. Giants, 12/9/12 (4 ret.)
203	Jason Tucker, vs. Dallas, 12/24/99 (6 ret.)

## HIGHEST RETURN AVERAGE

### Career (minimum 25 returns)

26.3	Walt Roberts, 1967 (28 ret.)
26.1	Darren Sproles, 2011-13 (70 ret.)
26.1	John Gilliam, 1967-68, 77 (31 ret.)
25.9	Travaris Cadet, 2012-14 (50 ret.)
25.6	Courtney Roby, 2008-12 (94 ret.)

### Season (minimum 10 returns)

30.1	John Gilliam, 1967 (16 ret.)
27.9	Don Shy, 1969 (16 ret.)
27.9	Mel Gray, 1986 (31 ret.)
27.8	Bobby Morse, 1989 (10 ret.)
27.6	Rod McNeill, 1975 (10 ret.)

## KICKOFFS RETURNED FOR TOUCHDOWNS (15)

102	Eric Guliford, at St. Louis, 8/31/97
101	Mel Gray, at San Francisco, 9/21/86
100	Aaron Craver, at Minnesota, 11/8/98
99	Bobby Morse, at Detroit, 12/3/89
	Tyrone Hughes, at Minnesota, 11/28/93
98	Tyrone Hughes, vs. L.A. Rams, 10/23/94
98	Aaron Stecker, at Tampa Bay, 12/19/04
97	Michael Lewis, vs. Minnesota, 12/15/02
	Courtney Roby, at St. Louis, 11/15/09
96	Michael Lewis, vs. Atlanta, 12/26/04
94	John Gilliam, vs. L.A. Rams, 9/17/67
92	Clarence Chapman, at San Francisco, 11/27/77
92	Tyrone Hughes, vs. L.A. Rams, 10/23/94
91	Walt Roberts, vs. Philadelphia, 11/5/67
90	Michael Lewis, at Washington, 10/13/02

### Opponent (14) - 5 Longest

108	Randall Cobb, at Green Bay, 9/8/11
105	Travis Williams, at L.A. Rams, 12/5/71
100	Rod Smart, at Carolina, 10/5/03
	Maurice Jones-Drew, vs. Jacksonville, 11/4/07
98	Dexter Carter, at San Francisco, 12/1/91

## Combined Kickoff/Punt Returns

### MOST RETURNS

#### Career

385	Michael Lewis, 2001-06
345	Tyrone Hughes, 1993-96
199	Rich Mauti, 1977-80, 82-83
151	Darren Sproles, 2011-13
142	Mel Gray, 1986-88

#### Season

114	Michael Lewis, 2002
100	Tyrone Hughes, 1996
94	Tyrone Hughes, 1995
90	Eric Guliford, 1997
85	Michael Lewis, 2004

# INDIVIDUAL RECORDS

## Game

11	Tyrone Hughes, at Carolina, 10/22/95
	Tyrone Hughes, vs. Arizona, 9/22/96
	Michael Lewis, at Carolina, 11/10/02
10	Tyrone Hughes, vs. L.A. Rams, 10/23/94
	Chad Morton, vs. Detroit, 9/3/00
	Chad Morton, at San Diego, 9/10/00
	Michael Lewis, at Carolina, 10/14/01
	Michael Lewis, at Detroit, 9/29/02
	Az-Zahir Hakim, at St. Louis, 10/23/05

## MOST YARDS

### Career

7,385	Michael Lewis, 2001-06
6,777	Tyrone Hughes, 1993-96
3,446	Rich Mauti, 1977-80, 82-83
2,829	Mel Gray, 1986-88
2,498	Darren Sproles, 2011-13

### Season

2,432	Michael Lewis, 2002 <b>NFL RECORD</b>
1,943	Tyrone Hughes, 1996
1,879	Tyrone Hughes, 1995
1,699	Tyrone Hughes, 1994
1,626	Eric Guliford, 1997

### Game

347	Tyrone Hughes, vs. L.A. Rams, 10/23/94
286	Michael Lewis, at Washington, 10/13/02
233	Pierre Thomas, vs. St. Louis, 11/11/07
232	Eric Guliford, at St. Louis, 8/31/97
231	Chad Morton, at San Diego, 9/10/00

### Opponent

233	Chuck Latourette, vs. St. Louis, 9/29/68
225	Brian Mitchell, vs. Washington, 9/11/94

## MOST RETURNS FOR TOUCHDOWNS

### Career

5	Tyrone Hughes, 1993-95
4	Michael Lewis, 2001-06
	Reggie Bush, 2006-10

### Season

3	Tyrone Hughes, 1993
	Michael Lewis, 2002
	Reggie Bush, 2008

### Game

2	Tyrone Hughes, vs. L.A. Rams, 10/23/94
	Michael Lewis, at Washington, 10/13/02
	Reggie Bush, vs. Minnesota, 10/6/08

### Opponent

1	40 times
---	----------

## Combined Yardage

### MOST COMBINED YARDAGE

(RUSH, RECEIVE, PUNT, KICKOFF)

### Season

2,696	Darren Sproles, 2011 (603, 710, 294, 1,383)
	<b>NFL RECORD</b>
2,647	Michael Lewis, 2002 (15, 200, 625, 1807)

## Interceptions

### MOST INTERCEPTIONS

### Career

37	Dave Waymer, 1980-89 (395 yds.)
36	Tommy Myers, 1972-81 (621 yds.)
28	Sammy Knight, 1997-2002 (464 yds.)
21	Gene Atkins, 1987-93 (324 yds.)
19	Dave Whitsell, 1967-69 (242 yds.)

### Season

10	Dave Whitsell, 1967 (178 yds.)
9	Dave Waymer, 1986 (48 yds.)
	Darren Sharper, 2009 (376 yds.)
7	Tommy Myers, 1979 (127 yds.)
	Johnnie Poe, 1983 (146 yds.)

### Game

3	Tommy Myers, vs. Minnesota, 9/3/78 (151 yds.)
	Dave Waymer, vs. Philadelphia, 10/6/85 (28 yds.)
	Reggie Sutton, at Chicago, 10/18/87 (42 yds.)
	Gene Atkins, at Phoenix, 12/22/91 (198 yds.)
	Sammy Knight, at Buffalo, 9/9/01 (40 yds.)

### Opponent

3	Pat Thomas, vs. L.A. Rams, 10/7/79 (5 yds.)
	Leonard Coleman, at Indianapolis, 10/12/86 (31 yds.)
	Rod Woodson, at San Francisco, 9/14/97 (81 yds.)
	Ronde Barber, at Tampa Bay, 12/23/01 (56 yds.)
	Keith Bulluck, vs. Tennessee, 9/24/07 (51 yds.)

## MOST YARDS RETURNED

### Career

621	Tommy Myers, 1972-81 (36 ret.)
464	Sammy Knight, 1997-2002 (28 ret.)
395	Dave Waymer, 1980-89 (37 ret.)
376	Darren Sharper, 2009-10 (9 ret.)
324	Gene Atkins, 1987-93 (21 ret.)

### Season

376	Darren Sharper, 2009 (9 ret.) <b>NFL RECORD</b>
198	Gene Atkins, 1991 (5 ret.)
178	Dave Whitsell, 1967 (10 ret.)
171	Sammy Knight, 1998 (6 ret.)
167	Tommy Myers, 1978 (6 ret.)

### Game

151	Tommy Myers, vs. Minnesota, 9/3/78 (3 ret.)
105	Malcolm Jenkins, vs. St. Louis, 12/12/10 (2 ret.)
99	Gene Atkins, at Phoenix, 12/22/91 (3 ret.)
	Darren Sharper, vs. N.Y. Jets, 10/4/09 (1 ret.)
	Patrick Robinson, vs. Philadelphia, 11/5/12 (1 ret.)

### Opponent

95	Nick Barnett, at Green Bay, 10/9/05 (1 ret.)
	Chevis Jackson, at Atlanta, 11/9/08 (1 ret.)

## MOST RETURNS FOR TOUCHDOWNS

### Career

4	Sammy Knight, 1997-2002
3	Jim Merlo, 1973-79
	Brett Maxie, 1985-93
	Darren Sharper, 2009-10
2	Dave Whitsell, 1967-69
	Tommy Myers, 1972-81
	Johnnie Poe, 1981-87
	Dennis Winston, 1982-85
	Toi Cook, 1987-93
	Mike McKenzie, 2004-09
	Jabari Greer, 2009-13
	Malcolm Jenkins, 2009-13

### Season

3	Darren Sharper, 2009
2	Dave Whitsell, 1967
	Jim Merlo, 1976
	Dennis Winston, 1984
	Sammy Knight, 1998
	Sammy Knight, 2000
	Mike McKenzie, 2007

### Game

1	58 times (last Jonathan Vilma vs. Carolina, 12/30/12)
---	---

### Opponent

2	Eric Allen, at Philadelphia, 12/26/93
	David Bowens, vs. Cleveland, 10/24/10

OWNERSHIP

FOOTBALL

ADMINISTRATION

RECORDS

HISTORY

# INDIVIDUAL RECORDS

## LONGEST RETURNS

99t	Darren Sharper, vs. N.Y. Jets, 10/4/09
	Patrick Robinson, vs. Philadelphia, 11/5/12
97t	Tommy Myers, vs. Minnesota, 9/3/78
	Darren Sharper, at Philadelphia, 9/20/09
96t	Malcolm Jenkins, vs. St. Louis, 12/12/10
<b>Opponent</b>	
95t	Nick Barnett, at Green Bay, 10/9/05
	Chevis Jackson, at Atlanta, 11/9/08

## Quarterback Sacks (since 1982)

### MOST SACKS

#### Career

115	Rickey Jackson, 1981-93
82.5	Wayne Martin, 1989-99
76.5	Pat Swilling, 1986-92
67.5	Will Smith, 2004-13
52.5	Frank Warren 1981-89,91-94

#### Season

17	La'Roi Glover, 2000
17	Pat Swilling, 1991
16.5	Pat Swilling, 1989
15.5	Wayne Martin, 1992
13.5	Rickey Jackson, 1992
	Charlie Clemons, 2001

#### Game

4	Rickey Jackson, at Atlanta, 12/14/86
	Rickey Jackson, at Detroit, 9/18/88
	Pat Swilling, vs. Tampa Bay, 11/11/90
	Wayne Martin, vs. Atlanta, 12/3/92
	Wayne Martin, vs. Detroit, 9/21/97
3.5	Jim Wilks, at Philadelphia, 12/11/83
	Pat Swilling, at Atlanta, 11/19/89

#### Opponent

6	Fred Dean, at San Francisco, 11/13/83
---	---------------------------------------

## Fumbles

### MOST OPPONENT FUMBLES RECOVERED

#### Career

26	Rickey Jackson, 1981-93
17	Sam Mills, 1986-94
14	Dave Waymer, 1980-89
13	Gene Atkins, 1987-93
13	Wayne Martin, 1989-99

#### Season

7	Rickey Jackson, 1990
5	Joe Federspiel, 1975
	Maurice Spencer, 1976
	Jack Del Rio, 1985
	James Geathers, 1989
	Sammy Knight, 2001

#### Game

3	Maurice Spencer, vs. Atlanta, 10/10/76
---	--

### LONGEST FUMBLE RETURN

90t	Keith Mitchell, at Carolina, 11/12/00
86t	Tyrone Hughes, vs. San Francisco, 11/28/94
85t	Ernie Jackson, vs. Atlanta, 10/15/72
76t	Sam Mills, at N.Y. Jets, 12/26/92

#### Opponent

98t	Toby Wright, vs. L.A. Rams, 10/23/94
96t	C.L. Whittington, vs. Houston, 10/3/76

### MOST OWN FUMBLES RECOVERED

#### Game

3	Marcus Dowdell, at Phoenix, 10/18/92
	Kyle Turley, vs. St. Louis, 12/24/00

### MOST FUMBLES RETURNED FOR TOUCHDOWNS

#### Career

2	Robert "Pig" Goff, 1990-95
	Tyrone Hughes, 1993-95
	Sam Mills, 1986-94
	Tommy Myers, 1972-81
	Frank Warren, 1981-89,91-93
	Keith Mitchell, 1997-2001

#### Season

2	Robert "Pig" Goff, 1992
	Tyrone Hughes, 1994

### MOST TIMES FUMBLER

#### Career

62	Archie Manning, 1971-75,77-82
<b>61</b>	<b>Drew Brees, 2006-</b>
59	Aaron Brooks, 2000-05
30	Dalton Hilliard, 1986-93
27	George Rogers, 1981-84
	Bobby Hebert, 1985-89,91-92

#### Season

14	Aaron Brooks, 2002 (11 lost)
13	Aaron Brooks, 2001 (3 lost)
	Aaron Brooks, 2004 (2 lost)
11	George Rogers, 1981 (6 lost)

#### Game

4	Aaron Brooks, vs. Tampa Bay, 12/7/03 (3 lost)
3	Billy Kilmer, at St. Louis, 12/3/67
	Billy Kilmer, vs. Cleveland, 10/12/69
	Howard Stevens, at Dallas, 9/24/73
	Hokie Gajan, vs. Tampa Bay, 9/22/85 (2 lost)
	Rueben Mayes, vs. S.F., 10/25/87 (2 lost)
	Rueben Mayes, at Pittsburgh, 11/29/87 (2 lost)
	Heath Shuler, vs. Atlanta, 10/12/97 (1 lost)
	Ricky Williams, vs. S.F., 1/6/02 (2 lost)
	Aaron Brooks, at Cincinnati, 12/22/02 (3 lost)
	Aaron Brooks, vs. San Francisco, 9/19/04 (2 lost)
	<b>Drew Brees, at Green Bay, 9/17/06 (2 lost)</b>

\* - Records as a result of the strike-shortened season in 1982 (nine games)

## Scoring

### MOST POINTS

#### Season

547 2011  
510 2009  
463 2008

#### Opponent

487 1980

#### Game

62 Saints 62 vs. Indianapolis 7, 10/23/11

#### Opponent

62 Atlanta 62 at Saints 7, 9/16/73

#### Half

42 at Tampa Bay, 10/14/79  
(Second half)

#### Opponent

38 Atlanta, 9/16/73 (Second half)

#### Quarter

28 at Seattle, 11/21/76 (3rd); vs. Oakland, 12/3/79 (2nd)

25 at St. Louis, 10/28/01 (3rd)

#### Opponent

28 at Philadelphia, 11/19/67 (2nd); at Chicago, 10/10/71 (2nd); vs. L.A. Rams, 10/7/79 (2nd).

### FEWEST POINTS

#### Season

129 1982\*  
163 1973

#### Opponent

160 1982\*  
202 1992

#### Game

0 14 times (last vs. San Francisco, 1/6/02)

#### Opponent

0 13 times (last vs. Tampa Bay, 12/16/12)

### MOST TOUCHDOWNS

#### Season

66 2011  
64 2009  
58 2012

#### Opponent

60 1980

#### Game

8 vs. Indianapolis, 10/23/11  
7 at St. Louis, 11/2/69; vs. N.Y. Giants, 10/18/09; vs. N.Y. Giants, 11/28/11; vs. Dallas, 11/10/13

#### Opponent

8 vs. Atlanta, 9/16/73

### FEWEST TOUCHDOWNS

#### Season

16 1973, 1982\*  
17 1970

#### Opponent

19 1982\*  
23 1991

### MOST GAMES WITHOUT YIELDING A TOUCHDOWN

5 1991 (Two shutouts)

### MOST TOUCHDOWNS RUSHING

#### Season

28 1979  
21 2009  
20 1987, 2008

#### Opponent

28 1980

#### Game

5 at Tampa Bay, 10/14/79

#### Opponent

5 at St. Louis, 10/23/77; at N.Y. Giants, 9/24/95; vs. Carolina, 12/30/12

### FEWEST TOUCHDOWNS RUSHING

#### Season

4 1970, 1985  
5 1972, 1973

#### Opponent

6 1987, 1991

### MOST TOUCHDOWNS PASSING

#### Season

46 2011  
43 2012  
39 2013

#### Opponent

34 1999

#### Game

6 at St. Louis, 11/2/69; vs. Detroit, 9/13/09

#### Opponent

6 at St. Louis, 11/2/69; vs. Indianapolis, 9/28/03

### FEWEST TOUCHDOWNS PASSING

#### Season

8 1975, 1976, 1981, 1982\*

#### Opponent

11 1982\*  
12 1991  
13 1992, 2010

### MOST FIELD GOALS

#### Season

33 1987 (42 attempts)  
31 1985 (35 attempts)  
31 2002 (35 attempts)

#### Opponent

34 2008 (39 attempts)

#### Game

5 at Green Bay (Milw.), 11/28/71 (6 att.); vs. L.A. Rams, 12/1/85 (5 att.); vs. San Francisco, 10/25/87 (7 att.); vs. Atlanta, 12/3/92 (5 att.); at Atlanta, 12/11/94 (5 att.); vs. Minnesota, 10/7/01 (5 att.); at St. Louis, 10/28/01 (5 att.); at St. Louis, 9/26/04 (6 att.)

#### Opponent

6 at N.Y. Jets, 12/3/72 (7 att.); vs. San Francisco, 10/16/83 (6 att.); vs. Atlanta, 11/13/94 (6 att.); vs. Carolina, 12/5/04 (6 att.); vs. Kansas City, 9/23/12 (6 att.)

### MOST DEFENSIVE TOUCHDOWNS

#### Season

9 1998  
8 2009  
6 1992

#### Opponent

9 1993

### MOST POINTS AFTER TOUCHDOWN

#### Season

63 2011 (63 att.)  
60 2009 (63 att.)  
57 2012 (57 att.)

#### Opponent

56 1980 (60 att.)

#### Game

8 vs. Indianapolis, 10/23/11 (8 att.)  
7 vs. N.Y. Giants, 11/28/11 (7 att.); vs. Dallas, 11/10/13 (7 att.)

#### Opponent

8 vs. Atlanta, 9/16/73 (8 att.)

### FEWEST POINTS AFTER TOUCHDOWN

#### Season

15 1982\* (16 att.)  
16 1970 (17 att.), 1973 (16 att.)

#### Opponent

19 1982\* (19 att.)  
22 1991 (23 att.), 1992 (24 att.)

### MOST TWO-POINT CONVERSIONS

#### Season

4 2002 (11 att.), 2007 (5 att.)  
3 1999 (6 att.)  
2 1994 (6 att.), 1995 (9 att.), 1996 (6 att.), 2006 (2 att.), 2011 (3 att.)

#### Opponent

4 2002 (5 att.)  
3 1994 (4 att.), 1995 (5 att.), 2008 (4 att.), 2014 (4 att.)

#### Game

2 vs. St. Louis, 11/11/07; vs. Houston, 9/25/11

#### Opponent

2 vs. Carolina, 11/26/95

### GREATEST MARGIN OF VICTORY

55 Indianapolis 7 at Saints 62, 10/23/11

### GREATEST MARGIN OF DEFEAT

55 Atlanta 62 at Saints 7, 9/16/73

### MOST CONSECUTIVE GAMES SCORING

216 12/11/83 through 10/12/97 (streak ended vs. Carolina 10/19/97)

### LONGEST WINNING STREAK

13 9/13-12/13/09

# TEAM RECORDS

## LONGEST LOSING STREAK

14 9/7-12/7/80

## First Downs

### MOST FIRST DOWNS

#### Season

416 2011

395 2014

359 2013

#### Opponent

380 2012

#### Game

40 vs. Dallas, 11/10/13 **NFL RECORD**

36 vs. Indianapolis, 10/23/11

at Minnesota, 12/18/11

#### Opponent

36 at Pittsburgh, 11/30/14

### FEWEST FIRST DOWNS

#### Season

173 1982\*

183 1970

#### Opponent

151 1982\*

214 1991

#### Game

2 at San Francisco, 10/21/73

3 vs. St. Louis, 10/5/80

#### Opponent

6 vs. L.A. Rams, 9/15/91; vs. Minnesota, 9/22/91; vs. L.A. Raiders, 12/16/91; at New England, 11/8/92; at New York Giants, 12/24/06

### MOST FIRST DOWNS RUSHING

#### Season

160 1979

135 1983

#### Opponent

178 1980

#### Game

19 at Seattle, 11/21/76

#### Opponent

23 vs. St. Louis, 10/4/80

### FEWEST FIRST DOWNS RUSHING

#### Season

55 1970

67 1967, 1998

#### Opponent

58 1982\*

63 1991

#### Game

0 at Philadelphia, 10/26/69; vs. St. Louis, 10/5/80; vs. San Francisco, 9/3/95; at Baltimore Ravens, 12/19/99; at Jacksonville, 12/21/03; vs. Baltimore Ravens, 10/29/06

#### Opponent

0 vs. New England, 11/30/86; at Detroit, 9/18/88; vs. Carolina, 10/15/00

## MOST FIRST DOWNS PASSING

### Season

280 2011

267 2012

258 2014

### Opponent

208 1994, 1998

### Game

25 vs. Cincinnati, 11/19/06  
vs. Jacksonville, 11/11/07  
at Dallas, 12/23/12

### Opponent

25 at Pittsburgh, 11/30/14

## FEWEST FIRST DOWNS PASSING

### Season

76 1982\*

82 1975

### Opponent

81 1982\*

103 1977

### Game

0 at San Francisco, 10/21/73

### Opponent

0 at St. Louis, 10/11/87

## MOST FIRST DOWNS BY PENALTY

### Season

41 2005

32 1999, 2004

31 1969, 1971, 2002

### Opponent

38 2011

34 1987

### Game

7 at N.Y. Jets, 10/26/86; at Tampa Bay, 9/24/89; at Atlanta, 12/5/99

### Opponent

6 vs. San Francisco, 10/25/87; at New England, 11/12/89; at St. Louis, 11/26/00; at Atlanta, 12/9/01

## Net Yards

### MOST YARDS

#### Season

7,474 2011 (2,127 rush, 5,347 pass)

#### NFL RECORD

6,582 2014 (1,818 rush, 4,674 pass)

6,574 2012 (1,577 rush, 4,977 pass)

#### Opponent

7,042 2012 (2,361 rush, 4,681 pass)

#### Game

625 vs. Dallas, 11/10/13 (242 rush, 383 pass)  
617 vs. Carolina, 1/1/12 (208 rush, 409 pass)

#### Opponent

605 vs. Minnesota, 10/17/04 (188 rush, 417 pass)  
568 at Atlanta, 9/7/14 (123 rush, 445 pass)

## FEWEST YARDS

### Season

2,655 1982\* (1,257 rush, 1,398 pass)

3,187 1975 (1,642 rush, 1,545 pass)

### Opponent

2,607 1982\* (974 rush, 1,633 pass)

3,797 1974 (1,758 rush, 2,039 pass)

### Game

60 vs. Minnesota, 11/16/75 (67 rush, -7 pass)

80 vs. St. Louis, 10/5/80 (15 rush, 65 pass)

### Opponent

117 vs. L.A. Raiders, 12/16/91 (71 rush, 46 pass)

120 vs. L.A. Rams, 9/15/91 (77 rush, 43 pass)

## HIGHEST AVERAGE PER OFFENSIVE PLAY

### Season

6.7 2011 (1,117 plays-7,474 yds.)

6.3 2008 (1,047 plays-6,571 yds.)

2009 (1,032 plays-6,461 yds.)

### Opponent

6.5 2012 (1,089 plays-7,042 yds.)

### Game

9.6 vs. New England, 11/30/09 (480 yds.)

9.0 at New England, 12/3/95 (432 yds.)

8.4 vs. N.Y. Giants, 11/28/11 (577 yds.)

### Opponent

8.9 vs. Minnesota, 10/17/04 (605 yds.)

## LOWEST AVERAGE PER OFFENSIVE PLAY

### Season

3.5 1975 (908 plays-3,189 yds.)

4.0 1973 (929 plays-3,744 yds.)

1974 (872 plays-3,501 yds.)

### Opponent

4.3 1992 (949 plays-4,075 yds.)  
1997 (1073 plays-4,645 yds.)

## Rushing

### MOST YARDS

#### Season

2,476 1979 (551 att.)

2,461 1983 (595 att.)

#### Opponent

3,106 1980 (630 att.)

#### Game

307 at L.A. Rams, 11/8/81 (52 att.)  
299 at Kansas City, 9/26/76 (44 att.)

#### Opponent

340 vs. L.A. Rams, 11/25/73 (55 att.)

## FEWEST YARDS

### Season

1,192 1967 (334 att.)

1,215 1970 (371 att.)

## Opponent

974 1982\* (255 att.)  
1,213 1991 (334 att.)

## Game

7 vs. San Francisco, 10/1/72 (16 att.)  
11 vs. N.Y. Giants, 12/20/93 (12 att.)  
at Baltimore, 12/19/99 (16 att.)

## Opponent

2 vs. New England, 11/30/86 (18 att.)

## MOST ATTEMPTS

### Season

595 1983 (2,461 yds.)  
569 1987 (2,190 yds.)

### Opponent

630 1980 (3,106 yds.)

## Game

55 at Atlanta, 10/20/74 (232 yds.)  
at San Francisco, 10/15/78 (175 yds.)

## Opponent

62 vs. St. Louis, 10/5/80 (330 yds.)

## FEWEST ATTEMPTS

### Season

331 1982\* (1257 yds.)  
334 1967 (1193 yds.)

### Opponent

255 1982\* (974 yds.)  
334 1991 (1213 yds.)

## Game

9 vs. St. Louis, 10/5/80 (15 yds.)  
vs. Denver, 12/3/00 (21 yds.)

## Opponent

10 vs. Dallas, 9/10/89 (20 yds.)  
at St. Louis, 11/26/00 (28 yds.)

## HIGHEST AVERAGE PER RUSH

### Season

4.9 2011 (431 att.-2,127 yds.)  
4.5 2009 (468 att.-2,106 yds.)  
1979 (551 att.-2,476 yds.)  
2014 (406 att.-1,818 yds.)  
2002 (448 att.-2,000 yds.)

### Opponent

5.2 2012 (457 att.-2,361 yds.)  
5.0 2011 (351 att.-1,738 yds.)

## Game

8.3 at Philadelphia, 11/23/03 (24 att.-199 yds.)  
8.0 at Dallas, 9/28/14 (13 att.-104 yds.)

## Opponent

8.3 at Pittsburgh, 11/12/06 (26 att.-217 yds.)  
8.1 at Carolina, 11/30/97 (23 att.-186 yds.)

## LOWEST AVERAGE PER RUSH

### Season

3.3 1970 (371 att.-1,215 yds.)  
3.4 1996 (386 att.-1,308 yds.)

### Opponent

3.2 1986 (486 att.-1,559 yds.)

## Game

0.4 vs. San Francisco, 10/1/72 (16 att.-7 yds.)

## Opponent

0.1 vs. New England, 11/30/86 (18 att.-2 yds.)

## Passing

## MOST NET YARDS

### Season

5,347 2011  
4,997 2012  
4,977 2008  
4,681 2012  
4,157 2011

### Game

504 vs. Cincinnati, 11/19/06  
446 at Dallas, 12/23/12

### Opponent

445 at Atlanta, 9/7/14

## FEWEST NET YARDS

### Season

1,398 1982\*  
1,545 1975  
1,633 1982\*  
1,893 1977

### Game

-15 at San Francisco, 10/21/73  
-7 vs. Minnesota, 11/16/75

### Opponent

4 at St. Louis, 10/11/87

## MOST ATTEMPTS

### Season

671 2012 (423 comp.)  
662 2011 (472 comp.)

### Opponent

626 2011 (362 comp.)

### Game

60 vs. Denver, 11/21/04 (34 comp.)  
at Chicago, 12/30/07 (35 comp.)  
58 at Atlanta, 11/9/08 (31 comp.)

### Opponent

61 vs. Atlanta, 12/26/11 (40 comp.)

## FEWEST ATTEMPTS

### Season

248 1982\* (137 comp.)  
321 1977 (166 comp.)

### Opponent

290 1977 (154 comp.)

### Game

4 at San Francisco, 10/15/78 (2 comp.)

### Opponent

10 at New England, 12/4/83 (3 comp.)  
at St. Louis, 10/1/87 (3 comp.)

## MOST COMPLETIONS

### Season

472 2011 (662 att.) **NFL RECORD**  
456 2014 (659 att.)

### Opponent

370 2012 (602 att.)

### Game

39 at Denver, 9/21/08 (48 att.)  
at St. Louis, 12/15/13 (48 att.)  
37 vs. Cincinnati, 11/19/06 (52 att.)  
vs. Cleveland, 10/24/10 (56 att.)  
at Dallas, 12/23/12 (53 att.)

### Opponent

40 vs. Atlanta, 12/26/11 (61 att.)

## FEWEST COMPLETIONS

### Season

137 1982\* (248 att.)  
163 1973 (338 att.)

### Opponent

149 1982\* (245 att.)  
153 1968 (366 att.)

### Game

2 at San Francisco, 10/15/78 (4 att.)

### Opponent

3 at New England, 12/4/83 (10 att.)  
at St. Louis, 10/11/87 (10 att.)

## HIGHEST COMPLETION PERCENTAGE

### Season

71.3 2011 (472 comp.-662 att.)  
**NFL RECORD**

69.5 2009 (378 comp.-544 att.)

### Opponent

63.1 1994 (353 comp.-559 att.)

### Game

88.6 vs. Indianapolis, 10/23/11 (31 comp.-35 att.)  
87.0 vs. Denver, 11/20/88 (20 comp.-23 att.)

### Opponent

90.5 vs. Green Bay, 12/13/81 (19 comp.-21 att.)

## LOWEST COMPLETION PERCENTAGE

### Season

46.2 1975 (181 comp.-392 att.)  
47.0 1971 (182 comp.-387 att.)

### Opponent

41.8 1968 (153 comp.-366 att.)

### Game

23.5 vs. L.A. Rams, 9/3/81 (4 comp.-17 att.)  
26.9 at Chicago, 10/7/84 (7 comp.-26 att.)

### Opponent

22.7 vs. Chicago, 10/27/91 (5 comp.-22 att.)


## MOST PASSES INTERCEPTED

### Season

33 1997  
30 1999

### Opponent

30 1987



# TEAM RECORDS

## Game

6	vs. Atlanta, 9/16/73 at San Francisco, 9/14/97
5	vs. L.A. Rams, 10/7/79 at Atlanta, 11/22/12

## Opponent

7	vs. Green Bay, 9/14/86
---	------------------------

## FEWEST PASSES HAD INTERCEPTED

### Season

8	2003
12	1987, 2009, 2013
13	2006

### Opponent

8	1990
---	------

## Interceptions

### MOST INTERCEPTIONS

#### Season

30	1987
29	1991

#### Opponent

33	1997
----	------

## Game

7	vs. Green Bay, 9/14/86
5	at Atlanta, 11/1/87 vs. N.Y. Giants, 11/22/87 at Philadelphia, 10/13/91 at Phoenix, 12/22/91

## Opponent

6	vs. Atlanta, 9/16/73 vs. San Francisco, 9/14/97
---	--

## FEWEST INTERCEPTIONS

### Season

8	1990
9	1982*, 2010, 2011

### Opponent

8	2003
---	------

## MOST RETURN YARDAGE

### Season

652	2009 (26 int.)
482	1991 (29 int.)
466	1998 (21 int.)

### Opponent

483	1999 (30 int.)
-----	----------------

## Game

176	vs. Minnesota, 9/3/78 (4 int.)
126	vs. Minnesota, 10/13/68 (2 int.)

## Opponent

136	at Minnesota, 12/4/88 (2 int.)
-----	--------------------------------

## FEWEST RETURN YARDAGE

### Season

73	1969 (12 int.)
80	2011 (9 int.)

### Opponent

79	1982* (14 int.)
93	1996 (17 int.)

## MOST RETURNS FOR TOUCHDOWNS

### Season

5	1998, 2009
4	2000, 2012

### Opponent

6	1993
---	------

## Game

2	at Miami, 10/25/09
---	--------------------

## Opponent

3	vs. Tampa Bay, 12/11/77
---	-------------------------

## Fumbles

### MOST

#### Season

40	1981 (20 lost)
37	1983 (22 lost)

#### Opponent

43	1975 (23 lost)
----	----------------

## Game

7	at L.A. Rams, 11/8/81 (2 lost); vs. New England, 11/30/86 (5 lost).
---	--

## Opponent

7	vs. Cleveland, 12/12/71 (5 lost); at L.A. Rams, 12/16/79 (4 lost); at N.Y. Jets, 10/26/86 (2 lost); at Dallas, 11/25/10 (2 lost).
---	---

## FEWEST

### Season

6	2011 (5 lost) <b>NFL RECORD</b>
12	2012 (7 lost)
13	2012 (5 lost)
17	1982* (10 lost)

### Opponent

15	2014 (5 lost)
16	2008 (7 lost)

## MOST LOST

### Season

22	1983 (37 fumbles)
22	1997 (34 fumbles)

### Opponent

27	1976 (38 fumbles)
----	-------------------

## Game

5	vs. New England, 11/30/86 (7 fumbles)
---	---------------------------------------

## Opponent

5	vs. Dallas, 11/3/68 (5 fumbles); vs. Cleveland, 12/12/71 (7 fumbles); at Atlanta, 11/25/79 (6 fumbles).
---	---

## FEWEST LOST

### Season

5	2011 (6 fumbles)
	2012 (13 fumbles)

### Opponent

5	2014 (5 fumbles)
---	------------------

## MOST RETURNED FOR TOUCHDOWNS

### Season

5	1998
3	1992, 2009

### Opponent

4	1975
---	------

## Game

2	at San Francisco, 10/19/75
---	----------------------------

## Opponent

2	at St. Louis, 10/11/87 at Arizona, 10/10/10
---	--

## Turnovers

### MOST

#### Season

55	1997
47	1981, 1983

#### Opponent

49	1981, 1987
----	------------

## Game

8	vs. Atlanta, 9/16/73 vs. Detroit, 10/28/90 at San Francisco, 9/14/97
---	--

## Opponent

8	at St. Louis, 10/28/01
---	------------------------

## FEWEST

### Season

19	2011, 2013
23	2006

### Opponent

16	2011
17	2014

## Quarterback Sacks

### MOST

#### Season

66	2000 (378 yds.) - Led NFL
59	1997 (408 yds.) - Led NFL

#### Opponent

58	1985 (461 yds.)
----	-----------------

## Game

9	vs. L.A. Rams, 12/1/85 (69 yds.) at Atlanta, 12/9/01 (53 yds.)
8	vs. Chicago, 9/18/83 (73 yds.) vs. Carolina, 10/15/00 (41 yds.) at Carolina, 11/12/00 (37 yds.) vs. Carolina, 12/2/01 (60 yds.)

## Opponent

10	vs. Atlanta, 10/12/97 (76 yds.)
----	---------------------------------

## FEWEST

### Season

17	1970 (136 yds.)
21	1969 (199 yds.)

### Opponent

13	2008 (92 yds.)
15	1992 (119 yds.)

## MOST YARDS LOST

### Season

437	1983 (56 sacks)
420	1984 (55 sacks)

### Opponent

461	1985 (58 sacks)
-----	-----------------

## Game

73	vs. Chicago, 9/18/83 (8 sacks)
----	--------------------------------

## Opponent

81	vs. San Diego, 10/9/77 (8 sacks)
----	----------------------------------

## Punting

### MOST

#### Season

101 1976 (39.3 avg.)

92 1975 (41.0 avg.)

#### Opponent

92 1997 (39.9 avg.)

#### Game

12 vs. Minnesota, 11/16/75

11 at San Francisco, 10/21/73

vs. Washington, 12/26/82

at Baltimore, 12/19/99

#### Opponent

12 at Chicago, 10/5/97

### FEWEST

#### Season

46 1982\* (43.0 avg.)

47 2011 (47.3 avg.)

#### Opponent

50 1971 (41.2 avg.)

#### Game

0 vs. San Francisco, 10/26/02;

vs. Atlanta, 1/2/83; at Detroit,

12/21/08; vs. Green Bay,

10/26/14).

#### Opponent

0 at N.Y. Giants, 10/8/67

at San Francisco, 11/14/71

vs. Cleveland, 9/13/87

at Minnesota, 11/19/95

vs. St. Louis, 12/12/99

vs. Minnesota, 10/17/04

vs. Green Bay, 10/26/14

### HIGHEST AVERAGE

#### Season

50.1 2012 (74 punts)

#### Opponent

46.4 2013 (83 punts)

### LOWEST AVERAGE

#### Season

37.6 1968 (75 punts)

39.0 1989 (71 punts)

#### Opponent

37.5 1987 (73 punts)

## Punt Returns

### MOST RETURNS

#### Season

53 1989 (428 yds.)

51 2006 (372 yds.)

#### Opponent

64 1976 (742 yds.)

#### Game

7 at Carolina, 11/10/02 (8 yds.)

vs. New England, 11/30/86

(66 yds.)

at Detroit, 12/3/89 (48 yds.)

at Oakland, 11/9/97 (90 yds.)

#### Opponent

10 vs. Washington, 12/26/82 (106

yds.)

### FEWEST RETURNS

#### Season

16 1971 (100 yds.)

1972 (43 yds.)

19 2014 (134 yds.)

#### Opponent

19 2011 (118 yds.)

### MOST YARDS

#### Season

625 2002 (45 ret.)

517 1993 (38 ret.)

#### Opponent

906 1974 (59 ret.)

#### Game

176 vs. Minnesota, 10/6/08 (5 ret.)

161 vs. Houston, 10/3/76 (6 ret.)

#### Opponent

144 vs. L.A. Rams, 10/23/94 (4 ret.)

### HIGHEST AVERAGE

#### Season

13.7 2002 (45 ret.)

13.6 1993 (38 ret.)

#### Opponent

15.4 1974 (59 ret.)

### LOWEST AVERAGE

#### Season

2.7 1972 (16 ret.)

3.4 1967 (23 ret.)

#### Opponent

4.2 2014 (24 ret.)

5.5 2002 (38 ret.)

### MOST RETURNS FOR TOUCHDOWNS

#### Season

3 2008

2 1993

#### Opponent

2 1974, 1977, 1983, 1994, 2000

#### Game

2 vs. Minnesota, 10/6/08

1 9 times, last vs. Green Bay,

9/8/11

#### Opponent

1 25 times, last vs. Tampa Bay,

12/27/09

## Kickoff Returns

### MOST RETURNS

#### Season

88 1980 (22.4 avg.)

#### Opponent

85 2002 (21.4 avg.)

76 1979 (20.0 avg.)

2008 (24.0 avg.)

#### Game

9 at Philadelphia, 11/19/67 (231

yds.)

vs. San Francisco, 10/1/72

(201 yds.)

vs. Carolina, 12/05/04 (237 yds.)

#### Opponent

9 vs. Green Bay, 11/24/08 (180

yds.)

### FEWEST RETURNS

#### Season

21 2014 (25.9 avg.)

22 2013 (23.0 avg.)

#### Opponent

20 1982\* (19.4 avg.)

33 1973 (21.9 avg.)

2013 (25.2 avg.)

### MOST YARDS

#### Season

2,027 2001 (87 ret.)

1,973 1980 (88 ret.)

#### Opponent

1,827 2008 (76 ret.)

1,817 2002 (85 ret.)

#### Game

304 vs. L.A. Rams, 10/23/94 (7 ret.)

242 vs. Minnesota, 12/15/02 (6 ret.)

233 at San Francisco, 9/21/86 (5 ret.)

vs. St. Louis, 11/4/07 (8 ret.)

#### Opponent

287 at N.Y. Giants, 12/9/12 (6 ret.)

230 vs. N.Y. Giants, 10/18/09 (8

ret.)

### HIGHEST AVERAGE

#### Season

26.5 2011 (42 ret.)

25.9 2014 (21 ret.)

#### Opponent

26.4 2014 (39 ret.)

### LOWEST AVERAGE

#### Season

17.6 1991 (50 ret.)

18.9 1976 (62 ret.)

#### Opponent

16.2 1990 (36 ret.)

### MOST RETURNS FOR TOUCHDOWNS

#### Season

2 1967, 1994, 2002, 2004

#### Opponent

2 1971, 1991, 2000, 2003

#### Game

2 vs. L.A. Rams, 10/23/94

#### Opponent

1 15 times, last at N.Y. Giants

12/9/12

## Combined Kickoff/ Punt Returns

### MOST YARDS RETURNED

#### Season

2,581 2002 (625 punt, 1,956 KO)

#### NFL RECORD

2,315 2001 (288 punt, 2,027 KO)

2,267 2004 (388 punt, 1,879 KO)

#### Opponent

2,237 2000 (494 punt, 1,743 KO)


#### Game

354 vs. Minnesota, 10/6/08

(178 punt, 176 kickoff)

347 vs. L.A. Rams, 10/23/94

(43 punt, 304 kickoff)



# TEAM RECORDS

## Opponent

341 vs. L.A. Rams, 10/23/94  
(144 punt, 197 kickoff)

## MOST RETURNED FOR TOUCHDOWNS

### Season

3 1993 (2 punt, 1 kickoff)  
2002 (1 punt, 2 kickoff)  
2008 (3 punt)

### Opponent

4 2000 (2 punt, 2 kickoff)

### Game

2 vs. L.A. Rams, 10/23/94  
(2 kickoff)  
vs. Minnesota, 10/6/08  
(2 punt)

### Opponent

1 40 times (last at N.Y. Giants,  
12/9/12) (1 kickoff)

## Penalties

### MOST

#### Season

135 2005 (1,130 yds.)  
129 2004 (1,141 yds.)  
124 2000 (1,024 yds.)

#### Opponent

132 1998 (1,164 yds.)

### Game

17 at St. Louis, 11/26/00 (116  
yds.)  
16 at Atlanta, 11/17/02 (133 yds.)

### Opponent

15 vs. Tampa Bay, 10/5/14 (113  
yds.)

## FEWEST

### Season

58 1973 (516 yds.)  
60 1992 (567 yds.)

### Opponent

52 1982\* (459 yds.)  
69 1973 (751 yds.)

### Game

0 vs. Seattle, 11/10/85  
0 at Washington, 9/21/75  
at San Francisco, 12/11/8  
at San Francisco, 12/23/90  
vs. San Francisco, 1/6/02  
vs. New England, 11/30/09

## MOST PENALTY YARDS

### Season

1,141 2004 (129 pen.)  
1,130 2005 (135 pen.)  
1,044 1978 (104 pen.)

### Opponent

1,164 1998 (132 pen.)

### Game

149 at Chicago, 10/8/00 (10 pen.)  
142 at N.Y. Giants, 10/6/68 (12  
pen.)

### Opponent

171 at Philadelphia, 11/23/03 (14  
pen.)

## FEWEST PENALTY YARDS

### Season

514 1982\* (63 pen.)  
516 1973 (58 pen.)

### Opponent

459 1982\* (52 pen.)  
590 1993 (86 pen.)

## Safeties

### MOST

#### Season

3 1989  
2 1987, 1988, 1998, 2014

#### Opponent

3 1983  
2 1969, 1973, 1976

### Game

2 vs. Cleveland, 9/13/87  
1 23 times, last at Tampa Bay,  
12/28/14

### Opponent

1 26 times, last vs. Kansas City,  
9/23/12

## 3rd Down Conversions

### MOST

#### Season

118 2011 (208 att.)  
106 2003 (229 att.)  
2010 (217 att.)

#### Opponent

105 1979 (239 att.)

## FEWEST

### Season

48 1982\* (128 att.)  
54 1997 (207 att.)

### Opponent

36 1982\* (103 att.)  
49 1991 (188 att.)



# TWO-TEAM RECORDS

## Scoring

### MOST POINTS

93 New Orleans 51 at St. Louis 42, 11/2/69

### FEWEST POINTS

6 L.A. Rams 0 at New Orleans 6, 11/9/86

### MOST TOUCHDOWNS

13 New Orleans 7 at St. Louis 6, 11/2/69

### FEWEST TOUCHDOWNS (Final Score)

0 Rams 0 at New Orleans 6, 11/9/86;  
Pittsburgh 9 at New Orleans 6, 12/1/90;  
New Orleans 9 vs. Tampa Bay 3, 10/25/98

## First Downs

### MOST FIRST DOWNS

60 N.Y. Giants 29 at New Orleans 31, 11/28/11

### FEWEST FIRST DOWNS

20 Minnesota 8 at New Orleans 12, 9/12/70

## Net Yards

### MOST YARDS GAINED

1,064 Atlanta 552 at New Orleans 512, 9/2/79

### FEWEST YARDS GAINED

345 New Orleans 179 vs. Atlanta 166, 10/12/97

## Rushing

### MOST RUSHES

86 New Orleans 39 at Atlanta 47, 12/16/73

### MOST YARDS

490 L.A. Rams 340 at New Orleans 150,  
11/25/73

### FEWEST YARDS

72 New Orleans 11 at Baltimore 61, 12/19/99

### MOST TOUCHDOWNS

7 New Orleans 4 at Seattle 3, 11/21/76

## Passing

### MOST YARDS

852 New Orleans 446 at Dallas 406, 12/23/12  
785 New Orleans 510 vs. Cincinnati 275,  
11/19/06

### FEWEST YARDS

77 San Francisco 44 at New Orleans 33,  
11/13/77

### MOST PASSES ATTEMPTED

100 Atlanta 61 at New Orleans 39, 12/26/11  
96 N.Y. Giants 47 at New Orleans 39,  
11/28/11;  
New Orleans 53 at Dallas 43, 12/23/12

### MOST PASSES COMPLETED

66 New Orleans 35 at Green Bay 31, 9/30/12  
65 New Orleans 35 at Washington 30, 12/6/09

### MOST TOUCHDOWNS

12 New Orleans 6 at St. Louis 6, 11/2/69

### MOST PASSES INTERCEPTED

9 Green Bay 7 at New Orleans 2, 9/14/86

## Punts

### MOST

21 New Orleans 9 at Chicago 12, 10/5/97

### FEWEST

0 New Orleans 0 vs. Green Bay 0, 10/26/14;  
1 New Orleans 0 at San Francisco 1, 10/20/02

## Penalties

### MOST

31 New Orleans 17 at St. Louis 14, 11/26/00

### FEWEST

2 New Orleans 2 at San Francisco 0,  
12/11/88;  
Atlanta 1 at New Orleans 1, 12/3/92

### MOST YARDS PENALIZED

272 New Orleans 101 at Philadelphia 171,  
11/23/03  
248 New Orleans 116 at St. Louis 132, 11/26/00

### FEWEST YARDS PENALIZED

11 New Orleans 11 at San Francisco 0,  
12/11/88

## Fumbles

### MOST

10 Cleveland 7 at New Orleans 3, 12/12/71;  
New Orleans 5 at Carolina 5, 10/14/01;  
New Orleans 5 at St. Louis 5, 10/28/01

## Turnovers

### MOST

11 Dallas 7 at New Orleans 4, 11/3/68;  
Chicago 5 at New Orleans 6, 9/18/83

## Quarterback Sacks

### MOST

15 Atlanta 10 at New Orleans 5, 10/12/97

OWNERSHIP

FOOTBALL

ADMINISTRATION

RECORDS

HISTORY



# CONSECUTIVERECORDS

## Individual

### GAMES PLAYED

- 147 Jim Dombrowski (10/25/87 — 11/3/96)
- 144 Wayne Martin (9/1/91 — 1/2/00)
- Kevin Houser (9/3/00 — 12/28/08)
- 143 Eric Martin (9/8/85 — 1/2/93)
- 122 Morten Andersen (10/25/87 — 12/24/94)

### GAMES STARTED

- 144 Wayne Martin (9/1/91 — 1/2/99)
- 114 Jahri Evans (9/10/06 — 9/15/13)**
- 91 Rickey Jackson (9/6/81 — 9/20/87)

### GAMES, SCORING POINTS

- 174 Morten Andersen (12/11/83 — 12/24/94)

### GAMES, SCORING TOUCHDOWN

- 6 Dalton Hilliard (12/18/88 — 10/8/89)
- Dalton Hilliard (10/18 — 11/29/92)
- Pierre Thomas (11/16 — 12/21/08)
- Jimmy Graham (12/18/11 — 9/23/12)

### GAMES, SCORING FIELD GOAL

- 22 John Carney (10/6/02 — 11/16/03)
- 20 Morten Andersen (10/25/87 — 11/6/88)
- 19 Morten Andersen (11/24/85 — 12/7/86)
- 17 Morten Andersen (11/18/90 — 11/10/91)
- 16 Morten Andersen (9/20/92 — 9/12/93)

### FIELD GOALS MADE

- 25 Morten Andersen (11/1/92 — 9/12/93)
- 20 Morten Andersen (11/24/85 — 10/5/86)

### GAMES, RUSHING TOUCHDOWN

- 5 Dalton Hilliard (10/22 — 11/19/89)
- Ricky Williams (9/24 — 10/29/00)

### GAMES, RECEIVING TOUCHDOWN

- 6 Jimmy Graham (12/18/11 — 9/23/12)
- 5 Lance Moore (10/26 — 11/30/08)**
- Marques Colston (12/11/08 — 9/20/09)**
- Robert Meachem (11/8 — 12/6/09)
- Jimmy Graham (12/30/12 — 9/30/13)

### GAMES, RUSHING FOR 100 OR MORE YARDS

- 9 Deuce McAllister (9/28 — 11/30/03)
- 5 Ricky Williams (9/17 — 10/22/00)
- 4 Deuce McAllister (10/6 — 10/27/02)
- 3 George Rogers (10/11 — 10/25/81)
- Wayne Wilson (9/25 — 10/9/83)
- Dalton Hilliard (11/12 — 11/26/89)
- Mark Ingram (10/26 — 11/9/14)

### GAMES, 100 YARDS OR MORE RECEIVING

- 4 Jimmy Graham (9/25 — 10/16/11)
- Jimmy Graham (9/15 — 10/6/13)

### GAMES, PASSING TOUCHDOWN

- 54 Drew Brees (10/18/09 — 11/25/12)**
- NFL RECORD**

### GAMES, 250+ PASSING YARDS

- 19 Drew Brees (9/8/11 — 9/16/12)**

### GAMES, 300+ PASSING YARDS

- 9 Drew Brees (11/13/11 — 9/16/12)**
- NFL RECORD**
- Drew Brees (11/29/12 — 9/30/13)**
- NFL RECORD**

- 5 Drew Brees (10/29 — 11/26/06)**

### GAMES, NO INTERCEPTIONS

- 6 Aaron Brooks (11/23 — 12/28/03)
- 5 Drew Brees (11/13 — 12/18/11)**

### PASS COMPLETIONS

- 19 Drew Brees (12/27/09)**
- 17 Drew Brees (12/16 — 12/23/07)**

### GAMES, PASS RECEPTION

- 105 Eric Martin (11/1/87 — 1/2/94)
- 85 Marques Colston (10/26/08 — 9/7/14)**
- 82 Joe Horn (9/3/00 — 9/25/05)

### POINTS AFTER TOUCHDOWN

- 144 Garrett Hartley (12/13/09 — 12/15/13)
- 119 Morten Andersen (10/22/89 — 12/3/92)

## Team

### REGULAR SEASON VICTORIES

- 13 9/13 — 12/13/09
- 9 11/1 — 12/27/87
- 12/23/90 — 10/20/91
- 8 11/6/11 — 1/1/12
- 7 9/11 — 10/23/88

### PRESEASON VICTORIES

- 5 8/12 — 9/9/67

### REGULAR SEASON DEFEATS

- 14 9/7 — 12/7/80

### PRESEASON DEFEATS

- 6 8/6 — 9/12/71

### VICTORIES VS. ONE TEAM

- 7 vs. L.A. Rams; 12/9/90 — 10/3/93

### DEFEATS VS. ONE TEAM

- 10 vs. Atlanta; 9/17/95 — 12/5/99

### HOME VICTORIES

- 11 9/8/13 — 10/26/14
- 8 9/18/11 — 1/1/12
- 6 9/13 — 11/30/09
- 5 12/31/90 — 10/20/91
- 10/11 — 12/3/92

### ROAD VICTORIES

- 10 10/18/87 — 10/6/88
- 8 12/21/08 — 12/13/09

### HOME DEFEATS

- 10 12/3/79 — 12/21/80

### ROAD DEFEATS

- 14 11/5/72 — 10/13/74
- 14 10/18/98 — 1/2/00

### GAMES SCORING

- 216 12/11/83 — 10/12/97

### GAMES WITH A SACK

- 60 12/24/94 — 11/22/98
- (tied-4th-longest in NFL history)

## 100 Yard Rushing Games (129)

Yds.	Att.	Player	Opponent	Date
206	24	George Rogers	vs. St. Louis	9/4/83
203	28	Rueben Mayes	vs. Miami	12/7/86
184	19	Deuce McAllister	at Philadelphia	11/23/03
179	40	Ricky Williams	vs. Cleveland	10/31/99
174	20	Ray Zellars	vs. Chicago	10/13/96
173	28	Deuce McAllister	vs. Atlanta	11/16/03
172	24	Rueben Mayes	vs. Tampa Bay	10/19/86
<b>172</b>	<b>24</b>	<b>Mark Ingram</b>	<b>vs. Green Bay</b>	<b>10/26/14</b>
166	33	George Rogers	vs. Dallas	12/19/82
165	30	Deuce McAllister	at Washington	11/30/03
162	29	George Rogers	vs. L.A. Rams	9/13/81
162	29	Mario Bates	vs. Detroit	9/21/97
161	22	Chuck Muncie	vs. Atlanta	9/2/79
161	24	George Rogers	at L.A. Rams	11/8/81
160	34	Wayne Wilson	vs. Miami	10/2/83
160	35	Earl Campbell	at Minnesota	11/24/85
158	29	Dalton Hilliard	at Atlanta	11/19/89
158	15	Chris Ivory	at Tampa Bay	10/17/10
157	33	Rueben Mayes	vs. New England	11/30/86
157	24	Lamar Smith	at Indianapolis	9/27/98
156	29	Ricky Williams	at Atlanta	10/22/00
155	20	Craig Heyward	vs. Tampa Bay	11/11/90
148	22	Alvin Maxson	vs. St. Louis	12/8/74
147	24	Rueben Mayes	vs. Cleveland	9/13/87
147	31	Ricky Williams	at Carolina	10/14/01
146*	14	Tony Galbreath	at Kansas City	9/26/76
<b>145</b>	<b>14</b>	<b>Mark Ingram</b>	<b>vs. Dallas</b>	<b>11/10/13</b>
144	29	Rueben Mayes	vs. San Francisco	10/25/87
144	38	Ricky Williams	vs. Carolina	10/15/00
143	28	Mike Bell	vs. Detroit	9/13/09
142	27	Andy Livingston	vs. Washington	9/21/69
142	28	George Rogers	at Houston	11/22/81
141	22	Mario Bates	vs. Atlanta	11/13/94
140	28	Deuce McAllister	at Carolina	1/2/05
139	35	Dwight Beverly	at St. Louis	10/11/87
139	21	Deuce McAllister	vs. San Francisco	10/20/02
138	33	Wayne Wilson	at Chicago	9/19/82
138	28	Fred McAfee	vs. Atlanta	11/24/91
137	20	George Rogers	vs. Atlanta	11/6/83
136	30	Ricky Williams	vs. Minnesota	10/7/01
136	26	Deuce McAllister	vs. San Francisco	12/3/06
134	17	George Rogers	vs. Philadelphia	10/11/81
131	25	Rueben Mayes	at St. Louis	11/16/86
130	27	Deuce McAllister	vs. Buffalo	10/2/05
129	32	Mario Bates	at N.Y. Giants	12/15/96
128	21	Chuck Muncie	vs. Oakland	12/3/79
128	28	Rueben Mayes	vs. San Francisco	11/2/86
128	30	Ricky Williams	at Chicago	10/8/00
128	29	Deuce McAllister	vs. Atlanta	12/26/04
127	16	Don McCall	vs. Washington	9/22/68
127	25	Dalton Hilliard	vs. Atlanta	12/18/88
127	32	Deuce McAllister	at Baltimore	12/8/02
127	16	Deuce McAllister	vs. Kansas City	11/14/04
127	19	Chris Ivory	vs. Carolina	1/1/12
126*	25	Chuck Muncie	at Kansas City	9/26/76
126*	20	Reggie Bush	at N.Y. Giants	12/24/06
126	14	Pierre Thomas	at Buffalo	9/27/09
125	25	Derek Brown	vs. Detroit	9/19/93
124	32	George Rogers	vs. L.A. Rams	12/18/83
124	23	Deuce McAllister	at Carolina	10/5/03
123	33	George Rogers	vs. Kansas City	11/21/82
123	15	Mario Bates	at New England	12/3/95
123	21	Deuce McAllister	vs. Green Bay	9/15/02
123	23	Deuce McAllister	vs. Pittsburgh	10/6/02
123	15	Deuce McAllister	vs. Tampa Bay	10/8/06
122	18	George Rogers	at Cleveland	10/18/81
122*	19	Craig Heyward	at Cincinnati	11/4/90

Yds.	Att.	Player	Opponent	Date
122	23	Mark Ingram	at Pittsburgh	11/30/14
121	24	Ricky Williams	at San Francisco	11/11/01
121	29	Deuce McAllister	at Washington	10/13/02
120	23	George Rogers	vs. Tampa Bay	11/29/81
120	28	Ricky Williams	vs. Indianapolis	11/18/01
<b>120</b>	<b>27</b>	<b>Mark Ingram</b>	<b>vs. San Francisco</b>	<b>11/9/14</b>
117	18	Chuck Muncie	vs. San Francisco	11/11/79
117	28	Deuce McAllister	vs. Carolina	12/29/02
117	15	Chris Ivory	at Cincinnati	12/5/10
116	29	Deuce McAllister	vs. Chicago	10/12/03
116	21	Deuce McAllister	at Atlanta	10/19/03
115	25	George Rogers	at San Francisco	9/27/81
115	25	Rueben Mayes	vs. Denver	11/20/88
115*	30	Rueben Mayes	at Cincinnati	11/4/90
115	17	Deuce McAllister	vs. Atlanta	10/27/02
114	21	George Rogers	at Buffalo	10/30/83
114	15	Jimmy Rogers	at Washington	10/26/80
113	26	Bob Gresham	at Green Bay	11/28/71
113	31	George Rogers	vs. Cincinnati	10/25/81
113	11	Hokie Gajan	vs. N.Y. Jets	11/21/83
112	19	Rueben Mayes	at Atlanta	11/1/87
112	24	Dalton Hilliard	vs. L.A. Rams	11/26/89
111	24	Ricky Williams	at N.Y. Giants	10/24/99
111	21	Deuce McAllister	at Dallas	12/10/06
110	14	Tony Baker	at St. Louis	11/2/69
110	26	Deuce McAllister	at Tampa Bay	11/2/03
110	17	Antowain Smith	vs. Chicago	11/6/05
110	9	Pierre Thomas	at Carolina	9/16/12
109	27	Mike Strachan	vs. Atlanta	11/2/75
109	15	Chuck Muncie	vs. L.A. Rams	11/28/76
109	11	Craig Heyward	vs. L.A. Raiders	10/23/88
109	31	Deuce McAllister	at Tampa Bay	9/8/02
108	31	Wayne Wilson	at Dallas	9/25/83
108	24	Wayne Wilson	at San Francisco	9/29/85
108	22	Rueben Mayes	at Indianapolis	10/12/86
108+	11	Aaron Brooks	at San Francisco	12/10/00
108*	27	Deuce McAllister	vs. N.Y. Giants	12/24/06
107	20	Chuck Muncie	vs. N.Y. Jets	12/4/77
107	30	George Rogers	vs. San Francisco	12/20/81
107	23	Ricky Williams	at Seattle	9/17/00
106	28	Dalton Hilliard	at New England	11/12/89
106	20	Gill Fenerty	vs. Minnesota	9/22/91
106	21	Derek Brown	vs. Green Bay	11/14/93
106	26	Mario Bates	at San Francisco	10/29/95
106	22	Mario Bates	vs. St. Louis	11/5/95
106	18	Aaron Stecker	at St. Louis	9/26/04
105	24	Mike Strachan	vs. Green Bay	10/12/75
105#	20	Pierre Thomas	at Chicago	12/30/07
104	10	Gill Fenerty	at L.A. Rams	12/9/90
103	18	Wayne Wilson	at Atlanta	10/9/83
103	20	Ricky Williams	vs. Philadelphia	9/24/00
102	13	Chuck Muncie	at St. Louis	10/23/77
102	20	George Rogers	vs. Atlanta	9/2/84
102	27	Ricky Williams	vs. Carolina	12/2/01
102	21	Deuce McAllister	vs. Tampa Bay	10/10/04
102	16	Pierre Thomas	vs. Atlanta	12/7/08
101	17	Deuce McAllister	vs. Indianapolis	9/28/03
101	26	Deuce McAllister	vs. Carolina	10/26/03
100	20	Tony Galbreath	vs. L.A. Rams	10/30/77
100	23	Deuce McAllister	at Atlanta	11/28/04
100	20	Aaron Stecker	at Atlanta	12/10/07
<b>100</b>	<b>30</b>	<b>Mark Ingram</b>	<b>at Carolina</b>	<b>10/30/14</b>

\* - part of a dual 100-yard game

# - part of a 100-yard rushing/100-yard receiving game

+ - only QB in team history to rush for 100 yards or more

**MOST BY PLAYER:** Deuce McAllister (27), George Rogers (16), Ricky Williams (12), Rueben Mayes (11), Chuck Muncie (7), Mario Bates (6), Wayne Wilson (5), Dalton Hilliard (4), **Mark Ingram** (5), Pierre Thomas (4), Craig Heyward (3), Chris Ivory (3), Derek Brown (2), Gill Fenerty (2), Tony Galbreath (2),

OWNERSHIP

FOOTBALL

ADMINISTRATION

RECORDS

HISTORY



# BIG GAMES

Aaron Stecker (2), Mike Strachan (2), Tony Baker (1), Mike Bell (1), Dwight Beverly (1), Aaron Brooks (1), Reggie Bush (1), Earl Campbell (1), Hokie Gajan (1), Bob Gresham (1), Andy Livingston (1), Alvin Maxson (1), Fred McAfee (1), Don McCall (1), Jimmy Rogers (1), Antowain Smith (1), Lamar Smith (1), Ray Zellers (1).

## 300 Yard Passing Games (119)

Yds	Player	A	C	Opponent	Date
510	Drew Brees	52	37	vs. Cincinnati	11/19/06
446	Drew Brees	54	35	at Green Bay	9/30/12
446	Drew Brees	53	37	at Dallas	12/23/12
445	Drew Brees	49	35	vs. Jacksonville	11/4/07
441	Aaron Brooks	48	30	vs. Denver	12/3/00
422	Drew Brees	58	31	at Atlanta	11/9/08
421	Drew Brees	48	39	at Denver	9/21/08
420	Drew Brees	45	35	vs. Baltimore	11/24/14
419	Drew Brees	49	35	at Washington	12/6/09
419	Drew Brees	49	32	at Green Bay	9/8/11
413	Drew Brees	39	30	vs. Miami	9/30/13
412	Drew Brees	40	32	at Minnesota	12/18/11
398	Drew Brees	47	31	at Pittsburgh	11/12/06
396	Drew Brees	43	29	vs. Carolina	12/30/12
393	Drew Brees	56	39	at St. Louis	12/15/13
392	Drew Brees	41	34	vs. Dallas	11/10/13
389	Drew Brees	35	28	vs. Carolina	1/1/12
386	Drew Brees	49	30	vs. Carolina	12/28/08
384	Drew Brees	38	26	at Dallas	12/10/06
383	Drew Brees	45	24	vs. Baltimore	10/29/06
383	Drew Brees	45	29	at Tampa Bay	10/16/11
382	Drew Brees	51	30	at N.Y. Jets	11/3/13
382	Drew Brees	43	29	vs. Seattle	11/21/10
381	Drew Brees	31	24	vs. Tampa Bay	12/29/13
377	Archie Manning	38	24	at San Francisco	12/7/80
377	Drew Brees	37	27	at Tampa Bay	10/21/12
376	Aaron Brooks	60	34	vs. Denver	11/21/04
376	Jim Everett	46	31	vs. Washington	9/11/94
375	Aaron Brooks	45	27	vs. N.Y. Giants	9/19/05
375	Drew Brees	36	29	at Chicago	12/15/14
371	Drew Brees	23	18	vs. New England	11/30/09
371	Drew Brees	57	35	vs. Tampa Bay	10/5/14
370	Jim Everett	43	29	vs. Atlanta	9/17/95
370	Drew Brees	44	31	vs. Houston	9/25/11
370	Drew Brees	45	29	vs. San Diego	10/7/12
369	Drew Brees	30	23	vs. N.Y. Giants	10/18/09
365	Drew Brees	38	30	vs. Atlanta	9/26/10
364	Jim Everett	45	29	vs. Green Bay	12/16/95
363	Drew Brees	35	23	vs. San Francisco	9/28/08
363	Drew Brees	38	24	vs. N.Y. Giants	11/28/11
359	Drew Brees	45	32	at Carolina	10/9/11
358	Drew Brees	34	26	vs. Detroit	9/13/09
357	Drew Brees	35	26	vs. Atlanta	9/8/13
356	Drew Brees	56	37	vs. Cleveland	10/24/10
355	Archie Manning	28	20	at San Francisco	9/23/79
355	Bobby Hebert	26	19	at Phoenix	10/18/92
354	Billy Joe Tolliver	45	28	vs. Tennessee	10/17/99
354	Drew Brees	43	26	at N.Y. Giants	12/9/12
353	Drew Brees	41	26	at Green Bay	9/17/06
352	Aaron Brooks	30	23	at Atlanta	10/19/03
352	Drew Brees	39	23	at Dallas	11/25/10
351	Drew Brees	44	31	at Jacksonville	10/2/11
351	Drew Brees	40	30	at Detroit	12/21/08
349	Drew Brees	38	28	at Carolina	10/1/06
349	Drew Brees	30	21	at Atlanta	11/26/06
347	Aaron Brooks	37	22	at San Francisco	11/11/01
345	Billy Kilmer	32	22	at St. Louis	11/2/69
344	Archie Manning	32	22	at Pittsburgh	11/5/78
343	Aaron Brooks	50	27	at New England	11/20/05
343	Jim Everett	27	23	at Denver	12/24/94
343	Drew Brees	32	23	vs. Tampa Bay	9/7/08

342	Drew Brees	36	26	vs. Detroit	12/4/11
342	Drew Brees	46	29	vs. Arizona	9/22/13
342	Drew Brees	45	28	at Detroit	10/19/14
341	Wade Wilson	34	22	at Atlanta	9/12/93
341	Drew Brees	50	28	at Atlanta	11/29/12
340	Drew Brees	44	32	at Dallas	9/28/14
339	Drew Brees	41	30	vs. San Diego	10/26/08
339	Drew Brees	52	24	vs. Washington	9/9/12
337	Drew Brees	47	36	at Tennessee	12/11/11
336	Drew Brees	39	31	at San Francisco	10/28/07
333	Drew Brees	42	29	at Atlanta	9/7/14
332	Drew Brees	34	26	vs. Buffalo	10/27/13
335	Jim Everett	37	25	at Minnesota	11/19/95
333	Ken Stabler	43	29	vs. Tampa Bay	12/5/82
330	Aaron Brooks	40	26	vs. Carolina	12/2/01
330	Drew Brees	46	26	vs. Minnesota	10/6/08
330	Drew Brees	35	24	vs. Carolina	11/8/09
328	Kerry Collins	44	22	at San Francisco	11/22/98
328	Drew Brees	41	28	at Atlanta	12/10/07
326	Jim Everett	37	26	vs. Kansas City	9/4/94
325	Dave Wilson	32	20	vs. Cincinnati	12/9/84
325	Billy Joe Tolliver	48	24	at Carolina	11/1/98
325	Drew Brees	35	31	vs. Indianapolis	10/23/11
325	Drew Brees	49	31	at Carolina	9/16/12
323	Archie Manning	32	23	vs. Atlanta	10/19/80
323	Drew Brees	26	20	vs. Green Bay	11/24/08
322	Drew Brees	43	30	at Atlanta	11/13/11
322	Drew Brees	46	26	at Tampa Bay	9/15/13
320	Bobby Hebert	39	28	vs. L.A. Raiders	12/16/91
320	Drew Brees	60	35	at Chicago	12/30/07
320	Drew Brees	30	26	vs. Oakland	10/12/08
318	Aaron Brooks	40	23	vs. Cleveland	11/24/02
317	Steve Walsh	42	25	at San Francisco	12/1/91
316	Aaron Brooks	41	24	at St. Louis	9/26/04
315	Drew Brees	30	26	vs. Arizona	12/16/07
314	Archie Manning	40	25	vs. San Francisco	9/7/80
314	Archie Manning	36	25	at Detroit	10/12/80
314	Drew Brees	32	24	at Tampa Bay	11/5/06
313	Drew Brees	29	24	at Cincinnati	12/5/10
313	Drew Brees	42	30	vs. Carolina	12/8/13
313	Drew Brees	47	30	vs. Atlanta	12/21/14
311	Drew Brees	34	25	at Philadelphia	9/20/09
311	Drew Brees	32	27	vs. Green Bay	10/26/14
308	Bobby Hebert	49	31	vs. San Francisco	10/8/89
308	Drew Brees	33	25	vs. Atlanta	11/2/09
307	Aaron Brooks	39	16	at New England	11/25/01
307	Drew Brees	39	23	at Atlanta	12/26/11
307	Drew Brees	39	26	vs. Tampa Bay	12/16/12
306	Archie Manning	40	25	vs. Philadelphia	11/9/80
305	Drew Brees	44	34	vs. Pittsburgh	10/31/10
305	Drew Brees	43	30	vs. San Francisco	11/17/13
303	Archie Manning	53	33	at Green Bay	9/10/78
302	John Fourcade	27	15	at Buffalo	12/10/89
302	Drew Brees	49	35	at Atlanta	12/27/10
301	Archie Manning	39	24	vs. New England	12/21/80
301	Bobby Hebert	35	22	at San Francisco	11/15/92
300	Dave Wilson	45	19	at Atlanta	10/20/85


**MOST BY PLAYER: Drew Brees (79), Aaron Brooks (10), Archie Manning (9), Jim Everett (6), Bobby Hebert (4), Billy Joe Tolliver (2), Dave Wilson (2), Kerry Collins (1), John Fourcade (1), Billy Kilmer (1), Ken Stabler (1), Steve Walsh (1), Wade Wilson (1).**

## 100 Yard Receiving Games (209)

Yds	No	Player	Opponent	Date
205	6	Wes Chandler	vs. Atlanta	9/2/79
200	6	Torrance Small	at Denver	12/24/94
180	10	Joe Horn	vs. San Francisco	10/5/00
179	9	Floyd Turner	vs. Chicago	10/27/91

179	10	Jimmy Graham	at Tampa Bay	9/15/13
170*	10	Joe Horn	vs. Denver	12/3/00
<b>169</b>	<b>10</b>	<b>Marques Colston</b>	<b>at Pittsburgh</b>	<b>11/12/06</b>
169	9	Devery Henderson	vs. Cincinnati	11/19/06
167	9	Joe Horn	vs. San Francisco	11/5/00
167	11	Willie Jackson	at San Francisco	11/11/01
167	5	Joe Horn	vs. Kansas City	11/14/04
<b>166</b>	<b>8</b>	<b>Marques Colston</b>	<b>vs. N.Y. Giants</b>	<b>10/18/09</b>
165	8	Danny Abramowicz	at Cincinnati	11/29/70
164	3	Eric Martin	vs. Green Bay	9/14/86
<b>163*</b>	<b>6</b>	<b>Marques Colston</b>	<b>vs. Baltimore</b>	<b>10/29/06</b>
162	5	Kenny Stills	at Pittsburgh	11/30/14
160	8	Joe Horn	vs. Carolina	12/5/04
159	4	Larry Burton	at Atlanta	11/2/75
<b>159</b>	<b>10</b>	<b>Marques Colston</b>	<b>vs. Jacksonville</b>	<b>11/4/07</b>
158	4	Devery Henderson	at Atlanta	11/26/06
156	12	Danny Abramowicz	vs. Pittsburgh	10/29/67
156	5	Michael Haynes	at Cincinnati	9/15/96
156	8	Willie Jackson	vs. St. Louis	12/17/01
154	3	Keith Poole	at Atlanta	10/18/98
153	8	Eric Martin	vs. Cleveland	10/14/90
<b>153</b>	<b>9</b>	<b>Marques Colston</b>	<b>at Green Bay</b>	<b>9/30/12</b>
<b>153*</b>	<b>10</b>	<b>Marques Colston</b>	<b>at Dallas</b>	<b>12/23/12</b>
151	8	Eric Martin	at Phoenix	10/18/92
150	9	Quinn Early	at Minnesota	11/19/95
150	13	Joe Horn	vs. Carolina	12/2/01
149	6	Lance Moore	vs. Atlanta	9/26/10
148	8	Sean Dawkins	at San Francisco	11/22/98
148	8	Joe Horn	vs. Indianapolis	11/18/01
146	10	Eric Martin	at Washington	11/6/88
146	7	Jimmy Graham	vs. Atlanta	11/11/12
145	7	Al Dodd	at St. Louis	11/2/69
<b>145</b>	<b>7</b>	<b>Marques Colston</b>	<b>vs. Carolina</b>	<b>1/1/12</b>
144	7	Danny Abramowicz	at Washington	12/17/67
144	8	Henry Childs	at San Francisco	12/7/80
143*	9	Joe Horn	vs. N.Y. Giants	9/19/05
142	8	Robert Meachem	at Washington	12/6/09
141*	8	Donté Stallworth	vs. N.Y. Giants	9/19/05
140	7	Danny Abramowicz	vs. San Francisco	12/13/70
140	8	Wes Chandler	vs. Atlanta	10/19/80
<b>140</b>	<b>7</b>	<b>Marques Colston</b>	<b>at Atlanta</b>	<b>11/9/08</b>
139*	9	Wes Chandler	vs. Philadelphia	11/9/80
138	4	Eddie Kennison	vs. Atlanta	10/10/99
138	7	Joe Horn	at Atlanta	12/9/01
135	10	Jimmy Graham	at Chicago	10/6/13
135	5	Eugene Goodlow	vs. San Francisco	12/15/85
134	3	Joe Horn	at Atlanta	11/17/02
134	9	Jimmy Graham	vs. Arizona	9/22/13
133	8	Joe Horn	at Atlanta	10/19/03
133	9	Joe Horn	vs. NY Giants	12/14/03
132	6	Eric Martin	vs. L.A. Rams	10/30/88
132	10	Floyd Turner	at San Francisco	12/1/91
<b>132</b>	<b>5</b>	<b>Marques Colston</b>	<b>at Carolina</b>	<b>10/1/06</b>
132	10	Jimmy Graham	at Jacksonville	10/2/11
131	6	Hoby Brenner	vs. St. Louis	9/23/84
131	5	Eric Martin	vs. N.Y. Jets	10/15/89
131	10	Eric Martin	at Washington	11/18/90
131	9	Reggie Bush	vs. San Francisco	12/3/06
<b>131*</b>	<b>9</b>	<b>Marques Colston</b>	<b>vs. San Diego</b>	<b>10/7/12</b>
129	6	Eric Martin	vs. Houston	12/13/87
129	8	Danny Abramowicz	vs. Pittsburgh	12/21/69
129	8	Donté Stallworth	vs. Buffalo	10/2/05
<b>129</b>	<b>8</b>	<b>Marques Colston</b>	<b>vs. St. Louis</b>	<b>11/11/07</b>
129	8	Jimmy Graham	at Carolina	10/9/11
129	3	Kenny Stills	vs. Buffalo	10/27/13
128	13	Darren Sproles	at Carolina	9/16/12
127	12	John Beasley	at San Diego	11/18/73
127	4	Wes Chandler	at San Francisco	9/23/79
127	4	Quinn Early	vs. L.A. Raiders	12/16/91
126*	5	Joe Horn	vs. Baltimore	10/29/06
125	6	Reggie Bush	at Dallas	12/10/06

<b>125</b>	<b>9</b>	<b>Marques Colston</b>	<b>vs. Carolina</b>	<b>12/8/13</b>
124	5	Randal Hill	vs. Arizona	12/14/97
124*	7	Jimmy Graham	at Tampa Bay	10/16/11
123	9	Joe Horn	at Oakland	10/24/04
<b>123*</b>	<b>11</b>	<b>Marques Colston</b>	<b>at Tampa Bay</b>	<b>11/5/06</b>
<b>123</b>	<b>7</b>	<b>Marques Colston</b>	<b>vs. Carolina</b>	<b>12/28/08</b>
123*	8	Devery Henderson	vs. San Diego	10/7/12
123	7	Lance Moore	at Atlanta	11/29/12
122	14	Tony Galbreath	at Green Bay	9/10/78
122	4	Andre Hastings	vs. Dallas	12/6/98
122*	8	Robert Wilson	vs. Denver	12/3/00
122	10	Donté Stallworth	vs. Denver	11/21/04
122	9	David Patten	at Atlanta	12/10/07
121	6	Henry Childs	at Seattle	11/18/79
121	5	Michael Haynes	vs. San Francisco	11/3/96
121	5	Randal Hill	at Chicago	10/5/97
121	8	Joe Horn	at St. Louis	10/28/01
121#	12	Pierre Thomas	at Chicago	12/30/07
<b>121*</b>	<b>4</b>	<b>Marques Colston</b>	<b>vs. New England</b>	<b>11/30/09</b>
121	9	Lance Moore	at Tampa Bay	10/21/12
121*	4	Lance Moore	vs. Carolina	12/30/12
120	4	Dave Parks	at N.Y. Giants	10/8/72
120	9	Eric Martin	vs. Philadelphia	12/18/89
120	5	Eric Martin	vs. Cincinnati	1/2/94
120	6	Andre Hastings	vs. St. Louis	12/7/97
120	6	Joe Horn	vs. Green Bay	9/15/02
120	6	Lance Moore	vs. Washington	9/9/12
119*	4	Ike Harris	vs. Philadelphia	11/9/80
119	6	Mike Jones	vs. Miami	12/7/86
119	3	Robert Meachem	vs. Detroit	12/4/11
118	9	Joe Horn	vs. Tampa Bay	12/7/03
<b>118</b>	<b>9</b>	<b>Marques Colston</b>	<b>at Houston</b>	<b>11/18/07</b>
<b>118*</b>	<b>7</b>	<b>Marques Colston</b>	<b>at Tampa Bay</b>	<b>10/16/11</b>
<b>118</b>	<b>10</b>	<b>Marques Colston</b>	<b>at Cleveland</b>	<b>9/14/14</b>
117	7	Wes Chandler	vs. Atlanta	11/12/78
117*	3	Henry Childs	at Atlanta	11/25/79
117	8	Wes Chandler	at Atlanta	9/6/81
117	8	Quinn Early	vs. Green Bay	12/16/95
116	5	Eric Martin	at L.A. Rams	10/22/89
116	12	Joe Horn	at San Diego	9/10/00
116	7	Joe Horn	vs. Atlanta	12/17/00
116*	3	Devery Henderson	vs. New England	11/30/09
116	9	Jimmy Graham	at N.Y. Jets	11/3/12
115	9	Danny Abramowicz	vs. Baltimore	10/19/69
115	4	Paul Seal	vs. Philadelphia	10/27/74
115	5	Floyd Turner	vs. Atlanta	11/24/91
115	5	Lance Moore	vs. Green Bay	11/24/08
115*	9	Jimmy Graham	vs. Carolina	12/30/12
114	7	Dave Parks	at St. Louis	10/11/70
114	3	Michael Lewis	vs. Cleveland	11/24/02
114	3	Donté Stallworth	vs. Dallas	12/28/03
<b>114</b>	<b>8</b>	<b>Marques Colston</b>	<b>vs. Arizona</b>	<b>12/16/07</b>
114*	7	Darren Sproles	vs. Miami	9/30/13
113	5	Danny Abramowicz	vs. San Francisco	11/23/69
113*	4	Brett Bech	vs. Buffalo	12/27/98
113	9	Andre Hastings	at St. Louis	11/28/99
113	9	Donté Stallworth	vs. San Francisco	9/19/04
113	5	Donté Stallworth	at Dallas	12/12/04
113	8	David Patten	at Seattle	10/14/07
<b>113</b>	<b>8</b>	<b>Marques Colston</b>	<b>vs. Seattle</b>	<b>11/21/10</b>
<b>113</b>	<b>8</b>	<b>Marques Colston</b>	<b>at Atlanta</b>	<b>11/13/11</b>
112	7	Henry Childs	at Green Bay	9/9/79
112*	10	Cameron Cleland	vs. Buffalo	12/27/98
112	8	Reggie Bush	vs. Tampa Bay	9/7/08
<b>112</b>	<b>10</b>	<b>Marques Colston</b>	<b>vs. Cleveland</b>	<b>10/24/10</b>
111	6	Hoby Brenner	at Atlanta	10/20/85
111	8	Eric Martin	vs. Denver	11/20/88
111	7	Eric Martin	vs. Houston	9/5/93
111	6	Donté Stallworth	at Cincinnati	12/22/02
111	10	Joe Horn	vs. Houston	9/14/03



# BIG GAMES

OWNERSHIP

FOOTBALL

ADMINISTRATION

RECORDS

HISTORY

111*	3	Devery Henderson	at Tampa Bay	11/5/06
111*	6	<b>Marques Colston</b>	<b>at Detroit</b>	<b>10/19/14</b>
110	5	Danny Abramowicz	vs. San Francisco	9/26/71
110	5	Dave Parks	at San Francisco	10/22/72
110	5	Sean Dawkins	vs. Carolina	9/13/98
110	9	Boo Williams	at Philadelphia	11/23/03
110	6	Joe Horn	vs. Seattle	9/12/04
110	6	Joe Horn	vs. Philadelphia	10/15/06
110	5	<b>Marques Colston</b>	<b>at Atlanta</b>	<b>9/7/14</b>
109	2	Walt Roberts	at Philadelphia	11/19/67
109	8	Joe Horn	vs. San Francisco	10/20/02
109	5	David Patten	at San Francisco	10/28/07
108	8	Joe Horn	at Tampa Bay	9/8/02
108	5	Az-Zahir Hakim	at Green Bay	10/9/05
107	5	Eric Martin	vs. L.A. Rams	11/26/89
107	7	<b>Marques Colston</b>	<b>vs. Dallas</b>	<b>11/10/13</b>
106	7	Tony Galbreath	vs. Oakland	12/3/79
106	6	Wes Chandler	at Detroit	10/12/80
106	5	Joe Horn	vs. Tampa Bay	12/1/02
106	6	<b>Marques Colston</b>	<b>at Tampa Bay</b>	<b>11/30/08</b>
106	3	<b>Robert Meachem</b>	<b>at Cincinnati</b>	<b>12/5/10</b>
106	2	<b>Joseph Morgan</b>	<b>at N.Y. Giants</b>	<b>12/9/12</b>
105	9	Danny Abramowicz	at Atlanta	12/7/69
105	6	Hoby Brenner	vs. Chicago	9/18/83
105	5	Joe Horn	at San Francisco	12/10/00
105	8	Willie Jackson	at N.Y. Giants	9/30/01
105	4	Jeremy Shockey	at Miami	10/25/09
105	6	<b>Marques Colston</b>	<b>at Dallas</b>	<b>11/25/10</b>
105	7	<b>Marques Colston</b>	<b>at Tennessee</b>	<b>12/11/11</b>
104	6	Keith Poole	at Carolina	1/2/00
104	4	Devery Henderson	vs. Minnesota	10/6/08
104*	7	Darren Sproles	at Dallas	12/23/12
103	6	Dave Parks	vs. Pittsburgh	12/15/68
103	6	Wes Chandler	vs. San Francisco	12/3/78
103*	6	Wes Chandler	at Atlanta	11/25/79
103	6	Larry Hardy	vs. San Francisco	9/7/80
103	6	Lindsay Scott	vs. St. Louis	9/12/82
103	6	Eric Martin	vs. L.A. Rams	10/11/92
103	5	Michael Haynes	at Atlanta	12/11/94
103	5	Devery Henderson	vs. Detroit	9/13/09
103	3	Devery Henderson	vs. Chicago	9/18/11
103*	5	Kenny Stills	at Detroit	10/19/14
102	6	Sean Dawkins	at Carolina	11/1/98
102	5	Donté Stallworth	vs. Carolina	12/18/05
102	8	Lance Moore	at Kansas City	11/16/08
101	8	Danny Abramowicz	at N.Y. Giants	10/6/68
101	4	Tyrone Young	at Cleveland	10/28/84
101	3	Hoby Brenner	vs. Cincinnati	12/9/84
101	7	Eric Martin	at St. Louis	10/11/87
101	2	Eric Martin	vs. Tampa Bay	12/6/87
101	8	Quinn Early	vs. Kansas City	9/4/94
101	6	Joe Horn	at Carolina	11/10/02
101	8	Donté Stallworth	at Seattle	9/7/03
101	9	Joe Horn	at Atlanta	11/28/04
101	4	Devery Henderson	vs. Carolina	10/7/07
101	7	Lance Moore	vs. San Francisco	9/28/08
101	10	Robert Meachem	at Atlanta	12/27/10
100	3	Henry Childs	at Atlanta	11/26/78
100	4	Eric Martin	at Buffalo	12/10/89
100	6	Az-Zahir Hakim	at St. Louis	10/23/05
100	4	Jimmy Graham	vs. Houston	9/25/11
100*	4	Jimmy Graham	vs. Miami	9/30/13
100	5	Jimmy Graham	at Atlanta	11/21/13
100	6	Devery Henderson	at Green Bay	9/8/11

\* - part of a dual 100-yard game

# - part of a 100-yard receiving/100-yard rushing game

MOST BY PLAYER: Joe Horn (28), **Marques Colston (27)**, Eric Martin (18), Jimmy Graham (13), Danny Abramowicz

(10), Devery Henderson (10), Wes Chandler (9), Donté Stallworth (9), Lance Moore (8), Henry Childs (5), Hobey Brenner (4), Quinn Early (4), Robert Meachem (4), Dave Parks (4), Reggie Bush (3), Sean Dawkins (3), Andre Hastings (3), Michael Haynes (3), Willie Jackson (3), David Patten (3), Darren Sproles (3), Kenny Stills (3), Floyd Turner (3), Tony Galbreath (2), Az-Zahir Hakim (2), Randal Hill (2), Keith Poole (2), John Beasley (1), Brett Bech (1), Larry Burton (1), Cameron Cleeland (1), Al Dodd (1), Eugene Goodlow (1), Larry Hardy (1), Ike Harris (1), Mike Jones (1), Eddie Kenson (1), Michael Lewis (1), **Joseph Morgan (1)**, Walt Roberts (1), Lindsay Scott (1), Paul Seal (1), Jeremy Shockey (1), Torrance Small (1), Pierre Thomas (1), Boo Williams (1), Robert Wilson (1), Tyrone Young (1).

## 3-Sack Games (35)

Sacks	Player	Opponent	Date
4	Rickey Jackson	at Atlanta	12/14/86
4	Rickey Jackson	at Detroit	9/18/88
4	Pat Swilling	vs. Tampa Bay	11/11/90
4	Wayne Martin	vs. Atlanta	12/3/92
4	Wayne Martin	vs. Detroit	9/21/97
3.5	Jim Wilks	at Philadelphia	12/11/83
3.5	Pat Swilling	at Atlanta	11/19/89
3	Bruce Clark	vs. Tampa Bay	9/9/84
3	Bruce Clark	at L.A. Raiders	10/13/85
3	Rickey Jackson	at Cincinnati	12/20/87
3	Pat Swilling	vs. N.Y. Giants	11/27/88
3	Pat Swilling	at L.A. Rams	10/22/89
3	Pat Swilling	vs. Atlanta	10/29/89
3	Frank Warren	vs. Philadelphia	12/18/89
3	Rickey Jackson	at Atlanta	9/29/91
3	Pat Swilling	at L.A. Rams	11/3/91
3	Rickey Jackson	vs. L.A. Rams	10/11/92
3	Renaldo Turnbull	vs. Detroit	9/19/93
3	Renaldo Turnbull	at Phoenix	10/31/93
3	Rickey Jackson	vs. Green Bay	11/14/93
3	Darion Conner	at Tampa Bay	9/18/94
3	La'Roi Glover	vs. St. Louis	11/15/98
3	La'Roi Glover	at Baltimore	12/19/99
3	La'Roi Glover	at Chicago	10/8/00
3	La'Roi Glover	vs. Carolina	10/15/00
3	Joe Johnson	at Carolina	11/12/00
3	La'Roi Glover	at St. Louis	11/26/00
3	Joe Johnson	at Buffalo	9/9/01
3	Charlie Clemons	at N.Y. Giants	9/30/01
3	Darrin Smith	vs. Pittsburgh	10/6/02
3	Darren Howard	at Washington	10/13/02
3	Willie Whitehead	at Tampa Bay	11/2/03
3	Charles Grant	at St. Louis	9/26/04
3	<b>Cameron Jordan</b>	<b>vs. Philadelphia</b>	<b>11/5/12</b>
3	<b>Junior Galette</b>	<b>vs. Carolina</b>	<b>12/8/13</b>

**MOST BY PLAYER:** Rickey Jackson (6), Pat Swilling (6), La'Roi Glover (5), Bruce Clark (2), Joe Johnson (2), Wayne Martin (2), Renaldo Turnbull (2), Frank Warren (1), Darion Conner (1), Charlie Clemons (1), **Junior Galette (1)**, Charles Grant (1), Darren Howard (1), **Cameron Jordan (1)**, Darrin Smith (1), Willie Whitehead (1), Jim Wilks (1).

## Regular Season

### 500+ YARDS TOTAL OFFENSE

**SAINTS** – 525, vs. Baltimore, 11/24/14 (126 rushing, 399 passing) **Opponent** – 538, at Pittsburgh, 11/30/14 (103 rushing, 435 passing)

### 400+ YARDS TOTAL OFFENSE

**SAINTS** – 443, at Chicago, 12/15/14 (83 rushing, 360 passing) **Opponent** – 403, vs. Atlanta, 12/21/14 (81 rushing, 322 passing)

### 400+ YARDS PASSING BY A PLAYER

**SAINTS** – 420, QB Drew Brees, vs. Baltimore, 11/24/14 (45-35-3-1) **Opponent** – 435, QB Ben Roethlisberger at Pittsburgh, 11/30/14 (58-32-2-2)

### 300+ YARDS PASSING BY A PLAYER

**SAINTS** – 313, QB Drew Brees, vs. Atlanta, 12/21/14 (47-30-1-2) **Opponent** – 322, QB Matt Ryan, vs. Atlanta, 12/21/14 (40-30-1-0)

### SIX TD PASSES BY A PLAYER

**SAINTS** – QB Drew Brees, vs. Detroit, 9/13/09 **Opponent** – QB Peyton Manning, vs. Indianapolis, 9/28/03

### FIVE TD PASSES BY A PLAYER

**SAINTS** – QB Drew Brees, vs. Pittsburgh, 11/30/14 **Opponent** – QB Daunte Culpepper, vs. Minnesota, 10/17/04

### FOUR TD PASSES BY A PLAYER

**SAINTS** – QB Drew Brees, vs. Tampa Bay, 12/29/13 **Opponent** – QB Tony Romo, at Dallas, 12/23/12

### 200 YARDS RUSHING BY A PLAYER

**SAINTS** – 203, RB Rueben Mayes (28 att.), vs. Miami, 12/7/86 **Opponent** – 210, RB DeAngelo Williams (21 att.), vs. Carolina, 12/30/12

### 100 YARDS RUSHING BY A PLAYER

**SAINTS** – 122, RB Mark Ingram (23 att.), at Pittsburgh, 11/30/14 **Opponent** – 108, RB Doug Martin (19 att.), at Tampa Bay, 12/28/14

### TWO 100-YARD RUSHERS IN A GAME

**SAINTS** – 126, RB Reggie Bush (20 att.) & 108, RB Deuce McAllister (27 att.), at NY Giants, 12/24/06 **Opponent** – 126, RB Otis Anderson (22 att.) & 102, RB Wayne Morris (22 att.), vs. St. Louis Cardinals, 10/5/80

### 300 YARDS RECEIVING BY A PLAYER

**SAINTS** – Has never happened **Opponent** – 336, WR Willie Anderson, vs. L.A. Rams, 11/26/89 (15 rec.) – NFL Record

### 200 YARDS RECEIVING BY A PLAYER

**SAINTS** – 200, WR Torrance Small, at Denver, 12/24/94 (six rec.) **Opponent** – 218, WR Alshon Jeffery, at Chicago, 10/6/13 (10 rec.)

### 100 YARDS RECEIVING BY A PLAYER

**SAINTS** – 162, WR Kenny Stills (five rec.), at Pittsburgh, 12/8/13 **Opponent** – 107, Julio Jones (seven rec.), vs. Atlanta, 12/21/14

### TWO 100-YARD RECEIVERS IN A GAME

**SAINTS** – 111, WR Marques Colston (six rec.) and 103, WR Kenny Stills (five rec.), at Detroit, 10/19/14 **Opponent** – 126, WR Randall Cobb (five rec.) and 123, RB Eddie Lacy (eight rec.), vs. Green Bay, 10/26/14

### FOUR TDS RUSHING BY A PLAYER

**SAINTS** – Has never happened **Opponent** – RB Mike Anderson, vs. Denver, 12/3/00

### THREE TDS RUSHING BY A PLAYER

**SAINTS** – RB Reggie Bush, vs. San Francisco, 12/3/06 **Opponent** – FB Mike Tolbert, vs. Carolina, 12/30/12

### FOUR TD CATCHES BY A PLAYER

**SAINTS** – WR Joe Horn, vs. N.Y. Giants, 12/14/03 **Opponent** – WR Dave Williams, at St. Louis Cardinals, 11/2/69

### THREE TD CATCHES BY A PLAYER

**SAINTS** – WR Marques Colston, vs. San Diego, 10/7/12 **Opponent** – WR Chad Johnson, vs. Cincinnati, 11/19/06

### FOUR TDS BY A PLAYER (rushing, receiving, return)

**SAINTS** – RB Reggie Bush, vs. San Francisco, 12/3/06 (three rushing, one receiving) **Opponent** – RB Mike Anderson, vs. Denver, 12/3/00 (all rushing)

### THREE TDS BY A PLAYER (rushing, receiving, return)

**SAINTS** – WR Marques Colston, vs. San Diego, 10/7/12 (all receiving) **Opponent** – FB Mike Tolbert, vs. Carolina, 12/30/12 (all rushing)

### SEVEN FIELD GOALS ATTEMPTED IN A GAME BY PLAYER

**SAINTS** – K Morten Andersen, vs. San Fran., 10/25/87 (Five made) **Opponent** – K Bobby Howfield, at N.Y. Jets, 12/3/72 (Six made)

### SIX FIELD GOALS ATTEMPTED IN A GAME BY A PLAYER

**SAINTS** – K John Carney, at St. Louis, 9/26/04 (Five made) **Opponent** – K Ryan Succop, vs. Kansas City, 9/23/12 (Six made)

### FIVE FIELD GOALS ATTEMPTED IN A GAME BY A PLAYER

**SAINTS** – K John Kasay, at Atlanta, 11/13/11 (Four made) **Opponent** – K Connor Barth, at Tampa Bay, 10/16/11 (Four made)

### FOUR FIELD GOALS ATTEMPTED BY A PLAYER

**SAINTS** – K Garrett Hartley, vs. Chicago, 10/6/13 (Four made) **Opponent** – K Shaun Suisham, at Pittsburgh, 11/30/14 (three made)

### SIX FIELD GOALS CONVERTED BY A PLAYER

**SAINTS** – Has never happened **Opponent** – K Ryan Succop, vs. Kansas City, 9/23/12 (Six attempts)

### FIVE FIELD GOALS CONVERTED BY A PLAYER

**SAINTS** – K John Carney, at St. Louis, 9/26/04 (Six attempts) **Opponent** – K John Kasay, vs. Carolina, 9/8/96 (Five attempts)

### FOUR FIELD GOALS CONVERTED BY A PLAYER

**SAINTS** – K Garrett Hartley, at Chicago, 10/6/13 (Four attempts) **Opponent** – K Nick Folk, at New York Jets, 11/3/13 (Four attempts)

### THREE INTS IN A GAME BY A PLAYER

**SAINTS** – S Sammy Knight, at Buffalo, 9/9/01 (40 yards) **Opponent** – LB Keith Bulluck, vs. Tennessee, 9/21/07 (51 yards)

### INTERCEPTION RETURNED FOR A TD

**SAINTS** – LB Jonathan Vilma (18 yards), vs. Carolina, 12/30/12 **Opponent** – S Will Hill (44 yards), vs. Baltimore, 11/24/14

### FUMBLE RETURNED FOR A TD

**SAINTS** – S Malcolm Jenkins, vs. Atlanta, 12/26/11 (30 yards) **Opponent** – DE Osi Umenyiora, vs. Atlanta, 12/21/14, (32 yards)

### PUNT RETURNED FOR A TD

**SAINTS** – RB Darren Sproles, at Green Bay, 9/8/11 (72 yards) **Opponent** – WR Micheal Spurlock, vs. Tampa Bay, 12/27/09 (77 yards)

### KICKOFF RETURNED FOR A TD

**SAINTS** – WR Courtney Roby, at St. Louis, 11/15/09 (97 yards) **Opponent** – RB David Wilson, at New York Giants, 12/9/12 (97 yards)

### PUNT BLOCKED

**SAINTS** – DE Martez Wilson, vs. Washington, 9/9/12 **Opponent** – DE Robert Quinn, at St. Louis, 10/30/11

### PUNT BLOCKED AND RETURNED FOR TD

**SAINTS** – DE Martez Wilson (blocked) and WR Courtney Roby (returned), vs. Washington, 9/9/12 (4 yards) **Opponent** – FB Mosi Tatupu, vs. New England, 11/30/86 (17 yards)

### PUNT BLOCKED AND RECOVERED IN END ZONE FOR TD

**SAINTS** – CB Curtis Deloatch, vs. Atlanta, 9/25/06 **Opponent** – LB Roy Bennett, at San Diego, 10/9/88

### PUNT BLOCKED FOR A SAFETY

**SAINTS** – CB Robert Massey, vs. Cleveland, 10/14/90. **Opponent** – Has never happened.

### SAFETY SCORED

**SAINTS** – QB Josh McCown sacked in end zone, at Tampa Bay, 12/28/14 **Opponent** – QB Drew Brees sacked in end zone, vs. Kansas City, 9/23/12

### FIELD GOAL BLOCKED

**SAINTS** – S Malcolm Jenkins, vs. San Francisco, 11/25/12 (33-yard attempt) **Opponent** – DT Michael Brockers, at St. Louis, 12/15/13 (36-yard attempt)

### FG BLOCKED AND RETURNED FOR TD

**SAINTS** – CB Fred Thomas, vs. New York Giants, 12/14/03 (64 yards), kick blocked by DT Kenny Smith **Opponent** – CB Antoine Winfield, vs. Minnesota, 10/6/08 (59 yards)

### PAT KICK MISSED

**SAINTS** – K Garrett Hartley, at Atlanta, 10/26/08 (wide right) **Opponent** – K Clint Stitser, at Cincinnati, 12/5/10 (wide right)

### PAT KICK BLOCKED

**SAINTS** – CB Patrick Robinson, at Carolina, 10/9/11 **Opponent** – DE Everson Griffen, vs. Minnesota, 9/25/14

### TWO-POINT ATTEMPT MADE

**SAINTS** – RB Darren Sproles rush, vs. Washington, 9/9/12 **Opponent** – QB Jay Cutler pass, at Chicago, 12/15/14

### TWO-POINT ATTEMPT FAILED

**SAINTS** – QB Drew Brees pass, vs. Tampa Bay, 10/5/14 **Opponent** – P Spencer Lanning rush, at Cleveland, 9/14/14

### 40+ POINTS SCORED IN A GAME

**SAINTS** – 44, vs. Green Bay, 10/26/14 **Opponent** – 41, vs. Carolina, 12/7/14

### 50+ POINTS SCORED IN A GAME

**SAINTS** – 62, vs. Indianapolis, 10/23/11 **Opponent** – 52, at N.Y. Giants, 12/9/12

### SHUTOUT SCORED IN A GAME

**SAINTS** – 41-0, vs. Tampa Bay, 12/16/12 **Opponent** – 0-38, vs. San Francisco, 1/6/02



# INDIVIDUAL PLAYOFF RECORDS

## Scoring

### MOST POINTS

**SAINTS** - 18, Willie Jackson, vs. St. Louis (12/30/00)  
**Opponent** - 18, Adrian Peterson, vs. Minnesota (1/24/10)

### MOST TOUCHDOWNS

**SAINTS** - 3, Willie Jackson, vs. St. Louis (12/30/00)  
**Opponent** - 3, Adrian Peterson, vs. Minnesota (1/24/10)

### MOST PATS

**SAINTS** - 6 (2x), Garrett Hartley, vs. Arizona (1/16/10);  
 John Kasay, vs. Detroit (1/7/12)  
**Opponent** - 5, Chuck Nelson, vs. Minnesota (1/3/88)

## Rushing

### MOST YARDS GAINED

**SAINTS** - 143, Deuce McAllister (21 att.), vs. Philadelphia (1/13/07)  
**Opponent** - 140, Marshawn Lynch (28 att.), at Seattle (1/11/14)

### MOST ATTEMPTS

**SAINTS** - 21, Deuce McAllister, vs. Philadelphia (1/13/07)  
**Opponent** - 28, Marshawn Lynch, at Seattle (1/11/24)

### MOST TOUCHDOWNS

**SAINTS** - 2 (2x), Julius Jones, at Seattle (1/8/11); Darren Sproles, vs. Detroit (1/7/12)  
**Opponent** - 3, Adrian Peterson, vs. Minnesota (1/24/10)

### HIGHEST AVERAGE PER ATTEMPT (min. 4 rushes)

**SAINTS** - 16.8 (5-84 yds.), Reggie Bush, vs. Arizona (1/16/10)  
**Opponent** - 14.5 (6-87 yds.), Tim Hightower, vs. Arizona (1/16/10)

### LONGEST SCORING RUSH

**SAINTS** - 46, Reggie Bush, vs. Arizona (1/16/10)  
**Opponent** - 70, Tim Hightower, vs. Arizona (1/16/10)

### LONGEST NON-SCORING RUSH

**SAINTS** - 28, Deuce McAllister, vs. Philadelphia (1/13/07)  
**Opponent** - 42, Frank Gore, at San Francisco (1/14/12)

## Passing

### MOST TOTAL YARDS GAINED

**SAINTS** - 466, **Drew Brees**, at San Francisco (1/14/12)  
**Opponent** - 380, Matthew Stafford, vs. Detroit (1/7/12)

### MOST ATTEMPTS

**SAINTS** - 63, **Drew Brees**, at San Francisco (1/14/12)  
**Opponent** - 46, Brett Favre, vs. Minnesota (1/24/10)

### MOST COMPLETED

**SAINTS** - 40, **Drew Brees**, at San Francisco (1/14/12)  
**Opponent** - 31, Peyton Manning, vs. Indianapolis (2/7/10)

### MOST TOUCHDOWNS

**SAINTS** - 4 (2x), Aaron Brooks, vs. St. Louis (12/30/00);  
**Drew Brees**, at San Francisco (1/14/12)  
**Opponent** - 4, Matt Hasselbeck, at Seattle (1/8/11)

### HIGHEST COMPLETION PERCENTAGE (min. 10 att.)

**SAINTS** - 82.1 (32-of-39), **Drew Brees**, vs. Indianapolis (2/7/10)  
**Opponent** - 68.9 (31-of-45), Peyton Manning, vs. Indianapolis (2/7/10)

### LONGEST SCORING PASS

**SAINTS** - 88, **Drew Brees** to Reggie Bush, at Chicago (1/21/07)

**Opponent** - 75, Jeff Garcia to Donté Stallworth, vs. Philadelphia (1/13/07)

### LONGEST NON-SCORING PASS

**SAINTS** - 52, **Drew Brees** to Robert Meachem, at Seattle (1/14/14)  
**Opponent** - 47, Alex Smith to Vernon Davis, at San Francisco (1/14/12)

### MOST INTERCEPTIONS

**SAINTS** - 3, Bobby Hebert, vs. Philadelphia (1/3/93)  
**Opponent** - 3, Kurt Warner, vs. St. Louis (12/30/00)

## Receiving

### MOST RECEPTIONS

**SAINTS** - 15, Darren Sproles, at San Francisco (1/14/12) - **NFL playoff record**  
**Opponent** - 12, Calvin Johnson, vs. Detroit (1/7/12)

### MOST YARDS GAINED

**SAINTS** - 144, Quinn Early, vs. Philadelphia (1/3/93)  
**Opponent** - 211, Calvin Johnson, vs. Detroit (1/7/12)

### MOST TOUCHDOWNS

**SAINTS** - 3, Willie Jackson, vs. St. Louis (12/30/00) - **tied NFL playoff record**  
**Opponent** - 2 (6x), Michael Haynes, vs. Atlanta (12/28/91); Fred Barnett, vs. Philadelphia (1/3/93); Randy Moss, at Minnesota (1/6/01); John Carlson, at Seattle (1/8/11); Calvin Johnson, vs. Detroit (1/7/12); Vernon Davis, at San Francisco (1/14/12)

## Interceptions

### MOST INTERCEPTIONS

**SAINTS** - 2 (2x), Sammy Knight, vs. St. Louis (12/30/00); Jabari Greer, vs. Detroit (1/7/12)  
**Opponent** - 2, Eric Allen, vs. Philadelphia (1/3/93)

### LONG INTERCEPTION RETURN

**SAINTS** - 74t, Tracy Porter, vs. Indianapolis (2/7/10)  
**Opponent** - 41, Dashon Goldson, at San Francisco (1/14/12)

### MOST YARDS ON INTERCEPTIONS

**SAINTS** - 74 (1 int.), Tracy Porter, vs. Indianapolis (2/7/10)  
**Opponent** - 41 (1 int.), Dashon Goldson, at San Francisco (1/14/12)

### TOUCHDOWNS

**SAINTS** - 1, Tracy Porter (74 yds.), vs. Indianapolis (2/7/10)  
**Opponent** - 1, Eric Allen (18 yds.), vs. Philadelphia (1/3/93)

## Kickoff Returns

### MOST RETURN YARDS

**SAINTS** - 143, Courtney Roby, vs. Minnesota (1/24/10)  
**Opponent** - 139, LaRod Stephens-Howling, vs. Arizona (1/16/10)

### MOST RETURNS

**SAINTS** - 7, Fred McAfee, at Minnesota (1/6/01)  
**Opponent** - 5 (4x), Tony Horne, vs. St. Louis (12/30/00); LaRod Stephens-Howling, vs. Arizona (1/16/10); Chad Simpson, vs. Indianapolis (2/7/10); Brad Smith, at Philadelphia (1/4/14)

### LONG RETURN

**SAINTS** - 61, Courtney Roby, vs. Minnesota (1/24/10)  
**Opponent** - 39, Dennis Gentry, at Chicago (1/6/91)

# INDIVIDUAL PLAYOFF RECORDS

## TOUCHDOWNS

**SAINTS** - none  
**Opponent** - none

## Punt Returns

### MOST RETURN YARDS

**SAINTS** - 109, Reggie Bush, vs. Arizona (1/16/10)  
**Opponent** - 143, Anthony Carter, vs. Minnesota (1/3/88)

### MOST RETURNS

**SAINTS** - 3 (6x), Patrick Newman, vs. Philadelphia (1/3/93); Chad Morton, vs. St. Louis (12/30/00); Chad Morton, at Minnesota (1/6/01); Reggie Bush, vs. Arizona (1/16/10); Darren Sproles, at San Francisco (1/14/12); Darren Sproles, at Philadelphia (1/4/14)  
**Opponent** - 6, Anthony Carter, vs. Minnesota (1/3/88)

### LONG RETURN

**SAINTS** - 83t, Reggie Bush, vs. Arizona (1/16/10)  
**Opponent** - 84t, Anthony Carter, vs. Minnesota (1/3/88)

### TOUCHDOWNS

**SAINTS** - 1, Reggie Bush (83 yds.), vs. Arizona (1/16/10)  
**Opponent** - 1, Anthony Carter (84 yds.), vs. Minnesota (1/3/88)

## Punting

### MOST PUNTS

**SAINTS** - 7, **Thomas Morstead**, vs. Minnesota (1/24/10)  
**Opponent** - 8, Andy Lee, at San Francisco (1/14/12)

### MOST YARDS

**SAINTS** - 359, **Thomas Morstead**, vs. Minnesota (1/24/10)  
**Opponent** - 396, Andy Lee, at San Francisco (1/14/12)

### HIGHEST GROSS AVERAGE

**SAINTS** - 54.0, Tommy Barnhardt, vs. Atlanta (12/28/91)  
**Opponent** - 51.2, Jeff Feagles, vs. Philadelphia (1/3/93)

### LONG PUNT

**SAINTS** - 66, **Thomas Morstead**, vs. Arizona (1/16/10)  
**Opponent** - 66, Brad Maynard, vs. Chicago (1/21/07)

### MOST PUNTS INSIDE THE 20

**SAINTS** - 4, **Thomas Morstead**, vs. Minnesota (1/24/10)  
**Opponent** - 4 (2x), Brad Maynard, vs. Chicago (1/21/07); Andy Lee, at San Francisco (1/14/12)

## Field Goals

### MOST MADE

**SAINTS** - 4, Shayne Graham, vs. Philadelphia (1/4/14)  
**Opponent** - 3 (4x), Chuck Nelson, vs. Minnesota (1/3/88); Kevin Butler, at Chicago (1/6/91); David Akers, at San Francisco (1/14/12); Steve Hauschka, at Seattle (1/11/14)

### MOST ATTEMPTS

**SAINTS** - 4 (2x), Morten Andersen, at Chicago (1/6/91); Shayne Graham, at Philadelphia (1/4/14)  
**Opponent** - 4, Kevin Butler, at Chicago (1/6/91)

### LONGEST FIELD GOAL MADE

**SAINTS** - 48, John Kasay, at San Francisco (1/14/12)  
**Opponent** - 49, Steve Hauschka, at Seattle (1/11/14)

## Defense

### MOST COMBINED TACKLES

**SAINTS** - 12 (3x), Sam Mills, at Chicago (1/6/91); Scott

Shanle, vs. Minnesota (1/24/10); Darren Sharper, vs. Minnesota (1/24/10)

**Opponent** - 15, Stephen Tulloch, vs. Detroit (1/7/12)

### MOST SOLO TACKLES

**SAINTS** - 12, Sam Mills, at Chicago (1/6/91)  
**Opponent** - 10, Dwayne Rudd, at Minnesota (1/6/01)

### MOST SACKS

**SAINTS** - 2, Renaldo Turnbull, at Chicago (1/6/91); Fred Warren, vs. Atlanta (12/28/91)  
**Opponent** - 2, Darwin Walker, vs. Philadelphia (1/13/07)

## Miscellaneous

### LONGEST SCORING DRIVE - PLAYS

**SAINTS** - 19, vs. Atlanta (12/28/91)  
**Opponent** - 16, at Chicago (1/6/91)

### LONGEST SCORING DRIVE - YARDS

**SAINTS** - 93, at Chicago (1/21/07)  
**Opponent** - 96, vs. Indianapolis (2/7/10)

### LONGEST SCORING DRIVE - TIME ELAPSED

**SAINTS** - 10:49, vs. Atlanta (12/28/91)  
**Opponent** - 8:31, at Chicago (1/6/91)

### SAINTS 100-YARD RUSHING GAMES

143, Deuce McAllister, vs. Philadelphia (1/13/07)

### OPPONENT 100-YARD RUSHING GAMES

140, Marshawn Lynch, at Seattle (1/11/14)  
131, Marshawn Lynch, at Seattle (1/8/11)  
123, Thomas Jones, at Chicago (1/21/07)  
122, Adrian Peterson, vs. Minnesota (1/24/10)  
116, Brian Westbrook, vs. Philadelphia (1/13/07)  
105, Heath Sherman, vs. Philadelphia (1/3/93)  
102, Neal Anderson, at Chicago (1/6/91)

### SAINTS 300-YARD PASSING GAMES

466, **Drew Brees**, vs. Detroit (1/7/12)  
462, **Drew Brees**, at San Francisco (1/14/12)  
404, **Drew Brees**, at Seattle (1/8/11)  
354, **Drew Brees**, at Chicago (1/21/07)  
304, **Drew Brees**, at Seattle (1/11/14)

### OPPONENT 300-YARD PASSING GAMES

380, Matthew Stafford, vs. Detroit (1/7/12)  
365, Kurt Warner, vs. St. Louis (12/30/00)  
333, Peyton Manning, vs. Indianapolis (2/7/10)  
310, Brett Favre, vs. Minnesota (1/24/10)  
302, Daunte Culpepper, at Minnesota (1/6/01)

### SAINTS 100-YARD RECEIVING GAMES

142, Willie Jackson, vs. St. Louis (12/30/00)  
139, **Marques Colston**, at Seattle (1/11/14)  
120, **Marques Colston**, vs. Detroit (1/7/12)  
118, **Marques Colston**, at San Francisco (1/14/12)  
132, Reggie Bush, at Chicago, (1/21/07)  
125, Willie Jackson, at Minnesota (1/6/01)  
118, Darren Sproles, at San Francisco (1/14/12)  
111, Robert Meachem, vs. Detroit (1/7/12)  
106, Chad Morton, at Minnesota (1/6/01)  
103, Jimmy Graham, at San Francisco (1/14/12)

### OPPONENT 100-YARD RECEIVING GAMES

211, Calvin Johnson, vs. Detroit (1/7/12)  
180, Vernon Davis, at San Francisco (1/14/12)  
144, Michael Haynes, vs. Atlanta (12/28/91)  
127, Issac Bruce, vs. St. Louis (12/30/00)  
121, Randy Moss, at Minnesota (1/6/01)  
120, Cris Carter, at Minnesota (1/6/01)  
102, Fred Barnett, vs. Philadelphia (1/3/93)  
102, Bernard Berrian, vs. Minnesota (1/24/10)

OWNERSHIP

FOOTBALL

ADMINISTRATION

RECORDS

HISTORY



# TEAMPLAYOFFRECORDS

## Saints

## Category

## Opponents

45 (2x), last vs. Detroit (1/7/12)  
 34, vs. Detroit (1/7/12)  
 15, vs. Philadelphia (1/13/07)  
 23, at San Francisco (1/14/12)  
 4, vs. Atlanta (12/28/91)  
 8 (15 att.), vs. Atlanta (12/28/91)  
 3 (4 att.), vs. Detroit (1/7/12)  
 626, vs. Detroit (1/7/12)  
 83, at Seattle (1/8/11)  
 7.7, vs. Detroit (1/7/12)  
 208, vs. Philadelphia (1/13/07)  
 37, vs. Philadelphia (1/13/07)  
 5.6, vs. Philadelphia (1/13/07)  
 459, vs. Detroit (1/7/12)  
 3 (27 yds.), at San Francisco (1/14/12)  
 466, vs. Detroit (1/7/12)  
 63, vs. San Francisco (1/14/12)  
 40, at San Francisco (1/14/12)  
 4, vs. Minnesota (1/3/88)  
 10.2, vs. Detroit (1/7/12)  
 7, vs. Minnesota (1/24/10)  
 54.0, vs. Atlanta (12/28/91)  
 212, vs. Minnesota (1/24/10)  
 109, vs. Arizona (1/16/10)  
 183, vs. Minnesota (1/24/10)  
 74, vs. Indianapolis (2/7/10)  
 9, vs. Minnesota (1/24/10)  
 88, vs. Minnesota (1/24/10)  
 4 (2x), last vs. Chicago (1/21/07)  
 3 (2x), last at San Francisco (1/14/12)  
 6 (2x), last vs. Detroit (1/7/12)  
 3, vs. Detroit (1/7/12)  
 4, at San Francisco (1/14/12)  
 1 (2x), last vs. Indianapolis (2/7/10)  
 37:36, vs. Detroit (1/7/12)

**Points** 44, vs. Minnesota (1/3/88)  
**FIRST DOWNS** 31, vs. Minnesota (1/24/10)  
**Rushing** 14, vs. Minnesota (1/3/88)  
**Passing** 20, vs. Detroit (1/7/12)  
**Penalty** 4, vs. Minnesota (1/24/10)  
**3rd Down Conversions** 10 (17 att.), at Minnesota (1/6/01)  
**4th Down Conversions** 2 (2x), last at Philadelphia (1/4/14)  
**TOTAL NET YARDS** 475, vs. Minnesota (1/24/10)  
**Total Offensive Plays** 86, vs. Minnesota (1/3/88)  
**Average Gain** 7.8, vs. Detroit (1/7/12)  
**NET RUSHING YARDS** 210, vs. Minnesota (1/3/88)  
**Attempts** 50, vs. Minnesota (1/3/88)  
**Average Gain** 6.7, vs. Arizona (1/16/10)  
**NET PASSING YARDS** 380, vs. Detroit (1/7/12)  
**Sacked (Yards)** 6 (42 yds.), vs. Minnesota (1/3/88)  
**TOTAL PASSING YARDS** 380, vs. Detroit (1/7/12)  
**Attempts** 46, vs. Minnesota (1/24/10)  
**Completions** 31, vs. Indianapolis (2/7/10)  
**Interceptions** 3, vs. St. Louis (12/30/00)  
**Average Gain** 9.7, at Minnesota (1/6/01)  
**Punts** 8, at San Francisco (1/14/12)  
**Average** 51.2, vs. Philadelphia (1/3/93)  
**TOTAL RETURN YARDAGE** 188, vs. Minnesota (1/3/88)  
**Punt Return Yards** 143, vs. Minnesota (1/3/88)  
**Kickoff Return Yards** 139, vs. Arizona (1/16/10)  
**Interception Return Yards** 47, at Philadelphia (1/4/14)  
**Penalties** 9, vs. St. Louis (12/30/00)  
**Penalty Yards** 60 (2x), last at Minnesota (1/6/01)  
**Fumbles** 6, vs. Minnesota (1/24/10)  
**Fumbles Lost** 3, vs. Minnesota (1/24/10)  
**TOUCHDOWNS** 5 (2x), last at Seattle (1/8/11)  
**Rushing** 4, vs. Chicago (1/21/07)  
**Passing** 4, at Seattle (1/8/11)  
**Returns** 1 (2x), last vs. Philadelphia (1/3/93)  
**TIME OF POSSESSION** 41:18, vs. Minnesota (1/3/88)





HISTORY



# SAINTSTIMELINE

**1966** Nov. 1 - NFL awarded 16th franchise to New Orleans as NFL Commissioner **Pete Rozelle** made the announcement at New Orleans' Pontchartrain Hotel...the *New Orleans States-Item* headline that afternoon was "N.O. Goes Pro!"; Dec. 15 - **John W. Mecom, Jr.** becomes majority stockholder-president of franchise; Dec. 22 - **Victor E. Schwenk** appointed director of player personnel; Dec. 27 - **Tom Fears** named franchise's first head coach.

**1967** Jan. 9 - New Orleans' NFL franchise nicknamed Saints; Jan. 27 - Saints signed first player, former University of Mississippi and Los Angeles Rams K **Paige Cothren**; Feb. 9 - Saints select 42 players in expansion draft; March 8 - First season-ticket drive launched...Saints sell 20,000 on first day & 33,400 before first game; March 14 - Saints make Alabama FB **Leslie Kelley** top choice in NFL Draft; July 1 - Rookies report for first training camp at San Diego's Cal Western; July 6 - FB **Jim Taylor** signs with Saints; July 10 - Veterans join rookies at training camp; July 16 - DE **Doug Atkins** joined Saints in trade with the Chicago Bears; July 20 - **Bert Rose** named general manager; Aug. 2 - Saints lost to Los Angeles Rams, 16-7 in first preseason game at Anaheim, Calif; Aug. 12 - Saints score first preseason victory by beating the St. Louis Cardinals, 23-14, at Shreveport, La.; Sept. 9 - Saints record first preseason win in New Orleans, downing the Atlanta Falcons, 27-14...the victory gave New Orleans a 5-1 preseason record, best ever for an expansion team; Sept. 17 - Saints open first regular season schedule in style as rookie RB **John Gilliam** returned the opening kickoff 94 yards for a touchdown, but lost to the Rams, 27-13 in front of 80,879 at Tulane Stadium; Nov. 5 - Saints record first regular season win, beating the Philadelphia Eagles at Franklin Field, 31-24, as WR **Walt Roberts** scores 3 touchdowns; Dec. 17 - Saints defeat the Washington Redskins, 30-14, to wind up with a 3-11 record which tied the record for most wins by a first-year expansion franchise, with an average of 75,463 filling Tulane Stadium.

**1968** Jan. 21 - CB **Dave Whitsell** represented the Saints as the club's first Pro Bowl selection; March 29 - **Victor E. Schwenk** named general manager; Dec. 15 - Saints beat the Pittsburgh Steelers in season's final game to emerge with 4-9-1 record and third place finish in Century Division.

**1969** Jan. 19 - DT **Dave Rowe** was club's Pro Bowl selection; Feb. 9 - NFL 16-year veteran DE **Doug Atkins** receives Vince Lombardi Award as NFL's most dedicated player; Oct. 5 - At the Los Angeles Rams, K **Tom Dempsey** kicks a 55-yard field goal, the Saints' longest to date...the kick was the NFL's longest of season and one yard shy of tying the NFL mark; Nov. 2 - Saints snap six-game losing streak at St. Louis, 51-42...game set NFL record of most total passing touchdowns in a game as the Saints' **Billy Kilmer** and the Cardinals' **Charlie Johnson** connected on six each; Nov. 16 - **Dempsey** boots four field goals against the N.Y. Giants, hitting his fourth with 11 seconds left to pull out a 25-24 victory; Dec. 21 - Saints close season with 27-24 win over Pittsburgh to bring record to 5-9, their best victory total to date...**Danny Abramowicz** wins NFL receiving honors with 73 catches for 1,015 yards and 7 touchdowns...**Atkins** retired after 17 NFL seasons.

**1970** Jan. 16 - In realignment of NFC, Saints form Western Division with the Los Angeles Rams, San Francisco 49ers and the Atlanta Falcons; Jan. 18 - RB **Tony Baker**, K **Tom Dempsey**, G **Jake Kupp** and RB **Andy Livingston** represented the Saints at the Pro Bowl, with Head Coach **Tom Fears** coaching the East squad; Aug. 8 - **Fears**, a nine-year star wide receiver with the Rams, inducted into the Pro Football Hall of Fame...on the same day, the Saints beat Minnesota in the Hall of Fame Game, the team's first appearance in the contest; Nov. 3 - **J.D. Roberts** replaces **Fears** to become the second head coach in Saints' history; Nov. 8 - **Dempsey** kicked what was then an NFL-record 63-yard field goal on the game's final play to defeat Detroit, 19-17, in Roberts' first game as head coach...the holder was **Joe Scarpati** and **Jackie Burkett** was the snapper...**Dempsey**, born without toes on his right foot, wore a heavy square-toed kicking shoe; Dec. 21 - Saints complete their fourth season with a 2-11-1 record.

**1971** Jan. 28 - Saints drafted Mississippi QB **Archie Manning** with the second overall selection in the NFL Draft; Aug. 11 - Construction began on the Louisiana Superdome; Sept. 19 - Saints defeat L.A. Rams in season opener in New Orleans, 24-20...**Manning** made first regular-season start and ran for one-yard touchdown on the final play after he

# SAINTSTIMELINE

OWNERSHIP

FOOTBALL

ADMINISTRATION

RECORDS

HISTORY



completed 16-of-29 passes for 218 yards and a touchdown; **Oct. 17 - Manning** rushed for two touchdowns as Saints defeated the Dallas Cowboys, 24-20 before 83,088 at Tulane Stadium; **Dec. 10** - General manager **Victor E. Schwenk** relieved of his duties; **Dec. 19** - Saints finish season with 4-8-2 record.

**1972** **Sept. 25** - Saints made first appearance on ABC's Monday Night Football, losing to Kansas City, 20-17. **Dec. 19** - Saints finish season with 2-11-1 record.

**1973** **Jan. 29** - Saints selected Oklahoma DE **Derland Moore** as the club's first selection of the NFL Draft (second round-29th overall); **Aug. 26** - **John North** replaced **J.D. Roberts** and became the third head coach in team history; **Sept. 25** - Saints traded WR **Danny Abramowicz** to the San Francisco 49ers for their fourth and fifth round selections in the 1974 draft; **Nov. 4** - Saints scored first-ever shutout as they blanked Buffalo 13-0 in Tulane Stadium; **Dec. 16** - Saints finished season with a 5-9 mark, which tied the best record to date for the franchise.

**1974** **Dec. 8** - Saints shut out the St. Louis Cardinals 14-0 in the franchise's final game in Tulane Stadium...Saints ended their eight-season stay in their first home with a 23-32-1 home record; **Dec. 15** - Saints finished the season with a 5-9 record.

**1975** **Aug. 3** - Louisiana Superdome is dedicated; **Aug. 9** - The first football game is played in the Superdome as the Houston Oilers beat the Saints, 13-7 in a pre-season contest before 72,434; **Sept. 28** - In the first regular season NFL game in the Superdome, the Saints lost to the Cincinnati Bengals, 21-0, before 52,531 spectators; **Oct. 27** - **Ernie Hefferle**, Saints' director of pro personnel, named as interim head coach after **John North** was relieved of his duties...**Hefferle** became the fourth head coach in Saints history.

**1976** **Jan. 20** - Saints hired **Hank Stram** as the club's fifth head coach; **Jan. 26** - New Orleans hosted the Pro Bowl; **April 8** - Saints selected California RB **Chuck Muncie** in the first round of the NFL Draft; **July 24** - FB **Jim Taylor**, who played his final NFL season with the Saints in 1967, was inducted into the Pro Football Hall of Fame; **Sept. 26** - **Stram** gained his first victory with the Saints, 27-17 on the road over his old team, Kansas City; **Nov. 21** - Saints beat Seattle on the road, 51-27 to tie what was then the club record for most points scored in a game; **Dec. 12** - Under **Stram**, the Saints end the season with 4-10 overall record.

**1977** **Dec. 18** - Saints finish with 5-11 record...RB **Chuck Muncie** set what was club single-season rushing mark with 811 yards and TE **Henry Childs** set what was the Saints single-season TD record with nine.

**1978** **Jan. 28** - **Hank Stram** is relieved of his duties as Saints head coach; **Feb. 6** - **Dick Nolan** is hired as the Saints' sixth head coach; **June 11** - QB **Archie Manning** won the NFL's Byron (Whizzer) White Award for his contributions to team, community and country; **Aug. 5** - Saints beat Philadelphia, 14-7 in an exhibition game in Mexico City, the first NFL game played south of the U.S. border; **Dec. 17** - Saints ended season with a 7-9 record, setting a club mark for wins. **Manning** named NFC MVP by both *The Sporting News* and *UPI* and was selected to the Pro Bowl.

**1979** **June 5** - Saints moved administrative offices from Lee Circle to Superdome; **Oct. 14** - Saints set club record for points in one half with 42 in the second half (on six straight possessions) in 42-14 win at Tampa Bay; **Dec. 3** - RB **Chuck Muncie** rushed for 128 yards vs. Oakland in a Monday Night Football matchup at the Superdome to become first Saint to surpass 1,000-yard milestone on the way to a 1,198-yard season; **Dec. 16** - Saints ended the season with an 8-8 record after beating eventual NFC champion Rams, 29-14, setting a new club mark for wins; **Dec. 20** - **Steve Rosenbloom** was selected as executive VP & general manager of the Saints.

# SAINTSTIMELINE

**1980** Jan. 27 - RB **Chuck Muncie** is selected as Pro Bowl MVP...Saints had a then club-record five Pro Bowl players as QB **Archie Manning**, S **Tommy Myers**, WR **Wes Chandler** and TE **Henry Childs** joined **Muncie**; **April 29** - Saints selected Colorado T **Stan Brock** with their first selection in the NFL Draft...CB **David Waymer** was the club's second round selection; **Oct. 7** - Saints traded **Muncie** to the San Diego Chargers for the Chargers' second-round selection in 1981 which the Saints later used to select Pittsburgh LB **Rickey Jackson**; **Nov. 24** - After a 27-7 loss to the Los Angeles Rams on Monday Night Football, head coach **Dick Nolan** was relieved of his duties; **Nov. 25** - **Dick Stanfel** replaced **Nolan** in the interim and became the Saints' seventh head coach.

**1981** Jan. 20 - General manager **Steve Rosenbloom** resigned; Jan. 22 - O.A. (Bum) **Phillips** is announced as the Saints' eighth head coach; **April 28** - Saints select South Carolina RB and 1980 Heisman Trophy winner **George Rogers** with the first overall choice in NFL Draft...Rogers is one of 17 selections by Saints...with a second round pick, they would choose Pittsburgh LB **Rickey Jackson**, in what would turn out to be one of the franchise's top drafts...future cornerstones in DE **Frank Warren** (third round), TE **Hoby Brenner** (third round) and DT **Jim Wilks** (12th round) would also come out of the draft; **April 28** - In his second career game, **Rogers** carries 29 times for a then-club record 162 yards to lead Saints to a 23-17 win vs. the L.A. Rams; **Nov. 8** - Saints defeated NFC West rival Rams, 21-13, at Anaheim Stadium to complete series sweep for first time in Saints history; **Dec. 20** - **Rogers** gained 107 yards in 21-17 loss to San Francisco and became the NFL's rushing champion (and all-time rookie rusher) with 1,674 yards on the season...Saints finished with a 4-12 mark.

**1982** Jan. 31 - RB **George Rogers** is selected to the Pro Bowl; Feb. 17 - O.A. (Bum) **Phillips** is named general manager in addition to his head coach title; Aug. 7 - Former DE **Doug Atkins**, who played the final three seasons of his career with the Saints from 1967-69, was inducted into the Pro Football Hall of Fame; Aug. 25 - Veteran QB **Ken Stabler** signed with Saints as a free agent; Sept. 17 - QB **Archie Manning** was traded to the Houston Oilers for T **Leon Gray**; Sept. 20 - NFL players went on strike...seven games were cancelled due to the strike; Nov. 21 - NFL games resumed as the Saints defeated Kansas City, 27-17, at the Superdome; Dec. 19 - RB **George Rogers** ran for 166 yards at Dallas.

**1983** Jan. 2 - Saints defeat Atlanta, 35-6 in the Superdome in a rescheduled game that concluded the nine-game season with a 4-5 record...Saints narrowly missed the playoffs in a complicated labyrinth of tie-breakers; Sept. 4 - RB **George Rogers** set team single-game rushing record with 206 yards on 24 carries in 38-17 opening day win over the St. Louis Cardinals; Sept. 18 - Saints defeated Chicago, 34-31 at the Superdome in overtime for the first sudden death victory in franchise history; Dec. 18 - Saints narrowly miss the playoffs when the Rams' Mike Lansford kicked a 42-yard field goal with :06 left for a 26-24 Los Angeles victory at the Superdome...the Saints finished the season 8-8 with the NFC's second-ranked overall defense and the NFL's top defense against the pass.

**1984** Jan. 29 - LB **Rickey Jackson** plays in his first Pro Bowl; Oct. 9 - Saints acquired RB **Earl Campbell** from Houston for Saints' first-round draft choice in 1985; Oct. 22 - QB **Ken Stabler** announced his retirement; Nov. 19 - Saints record first-ever win on prime time with a 27-24 Monday Night Football victory over the Pittsburgh Steelers in the Superdome; Nov. 26 - Saints owner **John W. Mecom Jr.** announced that the Saints were for sale for the non-negotiable price of \$75 million; Dec. 15 - Saints finished the season 7-9.

**1985** Jan. 27 - LB **Rickey Jackson**, DE **Bruce Clark** and P **Brian Hansen** represent the Saints at the Pro Bowl; Feb. 14 - Negotiations for the sale of the Saints between **John Mecom, Jr.** and Chicago's **A.N. Pritzker** broke off, suddenly thrusting **Tom Benson**, negotiating in a secondary position for several weeks, to the forefront; March 12 - New Orleans **Benson** reached agreement with **Mecom** for the sale of the Saints; April 26 - Saints traded RB **George Rogers** and their fifth-, 10th-, and 11th-round selections in the 1985 draft to the Washington Redskins for their top draft pick; May 31 - Ownership was transferred from **Mecom** to **Benson** for the sale price of \$70.204 million. **Benson** becomes managing general partner of the Saints; Sept. 22 - Saints defeat Tampa Bay 20-13 at the Superdome in the first win of **Benson's**

# SAINTSTIMELINE

OWNERSHIP

FOOTBALL

ADMINISTRATION

RECORDS

HISTORY

ownership; **Nov. 25** - Saints head coach **O.A. (Bum) Phillips** resigned as his son, defensive coordinator **Wade Phillips**, was named interim head coach, the ninth head coach in club history.

**1986** **Jan. 14** - With **Tom Benson** now able to insert his management team, **Jim Finks** is named president/general manager and joined in franchise ownership; **Jan 28** - **Jim Mora** named the Saints' 10th head coach; **Feb. 2** - LB **Rickey Jackson** and K **Morten Andersen** are the Saints representatives for the Pro Bowl; **April 29** - Saints selected Virginia T **Jim Dombrowski** with their first pick in the NFL Draft...RB **Dalton Hilliard** was picked in the second round, while RB **Rueben Mayes** and LB **Pat Swilling** were third round draft choices; **Sept. 21** - **Mel Gray** broke team record with 101-yard kickoff return for a TD at San Francisco...the return was the Saints' first for a score since 1977; **Nov. 9** - Saints record fifth shutout in team history in a 6-0 win over the Los Angeles Rams; **Dec. 7** - **Mayes** broke the team's single-game rushing record with 207 yards vs. the Miami Dolphins, but his final gain was called back along with the winning TD...the Saints lost 31-27 thriller as **Mayes** finished with 203 rushing yards; **Dec. 21** - Saints finished season at 7-9...**Mayes** finished with 1,353 yards rushing (fourth in the NFL) and is named consensus Rookie of the Year...he was named to the Pro Bowl along with **Jackson** and **Andersen**.

**1987** **Sept. 21** - NFLPA announced that players would be on strike following the weekend's games; **Oct. 4** - Saints defeated the Los Angeles Rams, 37-10, in Superdome before 29,745 fans in club's first replacement game...QB **John Fourcade**, a New Orleans native, led Saints to the win with two TD passes; **Oct 15** - NFL Players Association announced that the strike is over, but not in time to play the coming weekend's games; **Oct. 18** - Saints beat Chicago, 19-17, on four **Florian Kempf** FGs in the final replacement game played by the Saints...the replacements posted a 2-1 record; **Oct. 25** - Saints fall to San Francisco, 24-22, in a Superdome thriller...following the game, head coach **Jim Mora** made his highly-publicized "coulda, woulda, shoulda" proclamation to the media; **Nov. 1** - On the franchise's 22nd birthday, Saints posted the largest margin of victory in franchise history at the time, shutting out Atlanta 38-0...the win was the first in team-record nine consecutive triumphs to close out the season; **Nov. 29** - Saints held on with two magnificent goal-line stands in the final quarter to defeat Pittsburgh, 20-16...the victory ensured Saints' first winning record ever; **Dec. 6** - Saints beat Tampa Bay, 44-34, to lock up team's first playoff appearance; **Dec. 13** - Saints won seventh straight, 24-10, over the Houston Oilers which gave the Saints home field in the NFC Wild Card game; **Dec. 20** - Down 24-3 in the second quarter, the Saints rallied behind backup QB **Dave Wilson** for a 31-24 win at Cincinnati, the biggest come-from-behind effort at the time in Saints' history; **Dec. 27** - Saints beat Green Bay, 33-24, to close with 12-3 record...later that night, San Francisco won their final game which kept the Saints from winning their first division title and gaining home-field advantage in the NFC playoffs.

**1988** **Jan. 3** - Saints jump out to a 7-0 lead, but Minnesota took a 31-10 halftime advantage on the way to a 44-10 win over New Orleans in the NFC Wild Card game at the Superdome; **Feb. 7** - A then-club-record six Saints - K **Morten Andersen**, TE **Hoby Brenner**, G **Brad Edelman**, RB **Rueben Mayes**, LB **Sam Mills** and CB **Dave Wayner** - were tabbed for the Pro Bowl...President/General Manager **Jim Finks** was honored as *The Sporting News* NFL Executive of the Year and coach **Jim Mora** was a unanimous choice for NFL Coach of the Year; **Nov. 20** - Saints score what was the biggest win in team history in 42-0 romp over the Denver Broncos...the win clinched the Saints' second consecutive winning season; **Dec. 18** - Saints finish the season with a 10-6 record.

**1989** **Jan 29** - K **Morten Andersen**, WR **Eric Martin** and LB **Sam Mills** were the Saints' Pro Bowl selections; **April 23** - The Saints selected Arkansas DE **Wayne Martin** with their first selection in the NFL Draft; **July 6** - NFL owners meet in Chicago for a first vote for a successor to retiring commissioner **Pete Rozelle**...Saints President/General Manager **Jim Finks**, the only candidate, falls just short of the votes needed for election; **Sept. 10** - Saints score only opening-day shutout in team history with 28-0 win over Dallas in the Superdome; **Oct. 26** - NFL owners select **Paul Tagliabue** to succeed **Pete Rozelle** as league commissioner; **Nov. 20** - **Tagliabue** appoints **Finks** as chairman of the NFL Competition Committee; **Dec. 24** - A 41-6 win over Indianapolis gave the Saints a 9-7 record, the Saints' third straight winning season...RB **Dalton Hilliard**, along with LBs **Vaughan Johnson** and **Pat Swilling** were selected to represent the Saints in the Pro Bowl.



# SAINTS **TIMELINE**

**1990** Aug. 5 - Saints beat the Raiders, 17-10 in American Bowl in London's Wembley Stadium; Dec. 31 - On New Year's Eve, a national TV audience saw K **Morten Andersen** kick a 24-yard field goal with :02 left to beat the Los Angeles Rams 20-17 which evened the Saints' final record at 8-8 and gave the club a berth in the playoffs.

**1991** Jan. 6 - Chicago defeats the Saints, 16-6, in the NFC Wild Card game at Soldier Field; Feb. 3 - K **Morten Andersen** and LBs **Vaughan Johnson** and **Pat Swilling** represented the Saints in the Pro Bowl; July 27 - RB **Earl Campbell**, who played his final two seasons with the Saints from 1984-85, was inducted into the Pro Football Hall of Fame; Sept. 8 - The Saints defeated Kansas City, 17-0 for the first 2-0 start in team history...the Saints win seven straight games to open the season; Dec. 16 - A 27-0 win over the L.A. Raiders broke a four-game losing streak, clinched a playoff spot and kept the Saints in the hunt for the NFC West title; Dec. 22 - In Phoenix, the Saints beat the Cardinals, 27-3 and won their first NFC West title with an 11-5 record, posting the second most wins in club history to date...the defense allowed the fewest points (211) in the league and were second in yards allowed; Dec. 29 - The Falcons came from behind to defeat New Orleans 27-20 at the Superdome in an NFC Wild Card playoff.

**1992** Feb. 2 - Four Saints were chosen for the Pro Bowl...LBs **Vaughan Johnson**, **Sam Mills** and **Pat Swilling** were named starters, the most linebackers from a team in league history...special teams standout **Bennie Thompson** also made the trip to Honolulu; Dec. 3 - A close 22-14 win over the Atlanta Falcons finished a three-game, 11-day stretch which put the Saints in the playoffs for the third consecutive year; Dec. 26 - The Saints clinched home-field advantage in the NFC Wild Card game with a 20-0 win over the New York Jets on the road...the Saints finished with a team-best 12-4 mark and led the NFL in least points allowed with a club-record 202...New Orleans also led the NFL in most sacks (57) and least sacks allowed (15), the first time since 1977 that a club led the league in both categories.

**1993** Jan. 3 - With the Saints holding a 20-7 lead in the third quarter, the Philadelphia Eagles roared back with 26 fourth-quarter points to win the NFC Wild Card game, 36-20, over the Saints at the Superdome; Feb. 7 - Six Saints - LBs **Rickey Jackson**, **Vaughan Johnson**, **Sam Mills** and **Pat Swilling**, K **Morten Andersen** and C **Joel Hilgenberg** - participated in the Pro Bowl, with four linebackers selected from the same team for the first time; April 25 - **Swilling** was traded by the Saints to Detroit for the their first- and fourth-round picks in the 1993 NFL Draft...The Saints picked T **William Roaf** with the eighth overall selection; April 29 - At a press conference, Owner **Tom Benson** announces that President/General Manager **Jim Finks** has been diagnosed with cancer. **Finks** entered the hospital on April 26, after the NFL Draft...**Benson** takes over temporarily in **Finks**' position during his absence; May 19 - A sports bill calling in part for renovations to the Superdome and a new practice facility for the Saints passes state lawmakers in a vote in Baton Rouge; July 14 - **Finks** resigned; July 31 - The Saints beat Philadelphia, 28-16, in Tokyo, Japan in the third international exhibition game the Saints have played; Dec. 28 - LBs **Renaldo Turnbull**, **Rickey Jackson** and PR/KR **Tyrone Hughes** were chosen to the Pro Bowl...**Hughes** was the fourth rookie in club history to receive the honor.

**1994** Jan. 2 - Saints close season with a 20-13 win over Cincinnati to finish 8-8; April 24 - The Saints chose Louisville DE **Joe Johnson** with their first pick in the NFL Draft; May 8 - After battling lung cancer for over a year, former Saints President/GM **Jim Finks** passed away at his Metairie home at the age of 66; Oct. 23 - The Saints beat the L.A. Rams, 37-34 at the Superdome as **Tyrone Hughes** returned two kickoffs for TDs on his way to setting or tying seven team and four NFL records.

**1995** Jan. 26 - An early-morning fire caused severe damage at the club's Saints Drive practice facility...the two-alarm fire forced the team to move its operation out of the main building that was constructed in 1967; Feb. 5 - DE **Wayne Martin** and T **William Roaf** participated in Pro Bowl as first-time selections; March 13 - The Superdome Commission approves the sale of \$14.5 million in bonds that will go toward the construction of a new practice facility for the Saints in Metairie; June 8 - Groundbreaking ceremonies are held for the Saints' new practice facility on Airline Drive in Metairie; July 29 - The late **Jim Finks**, who served as the Saints' president/general manager from 1986-93, was inducted into the Pro Football Hall of Fame.

# SAINTSTIMELINE

OWNERSHIP

FOOTBALL

ADMINISTRATION

RECORDS

HISTORY

**1996** Feb. 4 - T **William Roaf** and CB **Eric Allen** participated in Pro Bowl; April 15 - For the first time in club history, the entire Saints organization is housed under one roof with the move to the club's new facility at 5800 Airline Drive in Metairie; Oct. 21 - After a 19-7 defeat to the Carolina Panthers a day earlier, Head Coach **Jim Mora**, the longest-tenured coach in all of professional sports at the time, resigned after 10 years with the club...**Mora**, who led the Saints to their first winning seasons and first playoff appearances, ended his stay with a short statement thanking Owner **Tom Benson** and the Saints fans for their support; Oct. 23 - **Rick Venturi**, the Saints' linebackers coach, was named interim head coach, the 11th head coach in team history; Dec. 12 - **Roaf** was named as a starter for the NFC in the Pro Bowl, his third consecutive appearance.

**1997** Jan. 28 - **Bill Kuharich** was promoted to president/general manager/chief operating officer...**Mike Ditka** was named the 12th head coach in club history; Oct. 19 - The Saints were shut out by the Carolina Panthers, 13-0, which snapped the club's 216-game scoring streak, the fifth-longest in NFL history and the second-longest active streak.

**1998** Feb. 1 - T **William Roaf** appeared in his fourth consecutive Pro Bowl; Dec. 19 - **Roaf** is selected to his franchise-record fifth consecutive Pro Bowl along with DE **Joe Johnson**, who would appear in his first.

**1999** Jan. 21 - **Dick Stanfel**, who served as offensive line coach from 1997-98 and 1976-80 and head coach for the last four games of 1980, announced his retirement; April 17 - The Saints acquired the fifth overall selection from the Washington Redskins in exchange for the Saints' first- and third- through seventh-round draft choices in 1999 and New Orleans' first- and third-round picks in 2000...with the fifth overall pick, the Saints selected Texas RB **Ricky Williams**, the 1998 Heisman Trophy winner...it marks the first time in NFL history that a single player represented a team's entire draft class; Dec. 7 - Owner **Tom Benson** released a statement that said, "I will take whatever steps necessary at the end of the regular season to make the New Orleans Saints a winning franchise."; Dec. 23 - T **William Roaf** was named to his sixth consecutive Pro Bowl, tying him for the club record in appearances.

**2000** Jan. 2 - The Saints finish the 1999 season with a 3-13 overall record; Jan. 5 - Owner **Tom Benson** fired 22 employees, including President/General Manager/Chief Operating Officer **Bill Kuharich** and Head Coach **Mike Ditka**; Jan. 27 - **Randy Mueller** was hired as general manager of football operations; Feb. 3 - Former Saints Defensive Coordinator **Jim Haslett** was named as the 13th head coach in club history; March 9 - Saints named Nicholls State University in Thibodaux, La., as their new summer training camp home; Oct. 8 - After a 1-3 start, the Saints reeled off a six-game win streak, starting with a 31-10 win at Chicago; Nov. 26 - Saints defeat the defending Super Bowl Champion St. Louis Rams on the road, 31-24, for franchise's 200th all-time victory; Dec. 10 - Saints set club record for road victories with a 7-1 mark after a 31-27 comeback win at the San Francisco 49ers...QB **Aaron Brooks** sets a team record for quarterbacks with 108 yards rushing on 11 carries...Saints also set NFL mark for best road record turnaround after an 0-8 record in 1999; Dec. 18 - Saints clinched second NFC West title after St. Louis lost, 38-35 at Tampa Bay...the Saints were the seventh team since 1990 to go from last place to a division title the next season; Dec. 24 - Saints wrapped up the regular season with a 10-6 mark...the Saints defense set a club mark with 66 sacks, tied for the fifth-most in NFL history...DT **La'Roi Glover** captured the NFL sack title with a club record-tying 17 while DE **Darren Howard** had a club rookie record 11 sacks...WR **Joe Horn** set club marks for receptions (94) and reception yards (1,340); Dec. 28 - DE **Joe Johnson** selected NFL Comeback Player of the Year by the AP after he missed 1999 with a ruptured patellar tendon in his right knee; Dec. 30 - Saints won in postseason for the first time, a 31-28 victory over the Rams in a NFC Wild Card Playoff game at the Superdome...WR **Willie Jackson** tied a NFL postseason mark with three TD catches and **Brooks** threw four TD passes...the win was clinched after the Saints' **Brian Milne** recovered a fumbled fair catch by the Rams' **Az-Zahir Hakim** with 1:51 remaining.

**2001** Jan. 6 - Saints lost in the NFC Divisional Playoff at the Minnesota Vikings, 34-16 to end the club's storybook 2000 season...**Jim Haslett** was selected as the NFL Coach of the Year by the AP; Feb. 4 - Six Saints participated in the Pro Bowl in



# SAINTSTIMELINE

Honolulu: DT **LaRoi Glover**, DE **Joe Johnson** and T **William Roaf**, who had a then club-record seventh appearance started, while WR **Joe Horn**, LB **Mark Fields** and LB **Keith Mitchell** were selected as reserves; **April 21** - Saints picked Mississippi RB **Deuce McAllister** with their first selection in the NFL Draft; **Sept. 30** - Saints played the first NFL game in the New York area after the attacks of Sept. 11 in a 21-13 loss at the N.Y. Giants.

**2002** Feb. 9 - S **Sammy Knight** and DT **LaRoi Glover** started in the Pro Bowl; **March 8** - Saints traded RB **Ricky Williams** to the Miami Dolphins for a first-round selection in the 2002 draft and a conditional third-round selection in 2003 (upgraded to a first-round pick in 2003 based on Williams' performance); **May 9** - Saints released General Manager of Football Operations **Randy Mueller** from his contract; **May 13** - Saints promoted **Mickey Loomis** to general manager of football operations from director of football administration; **Sept. 22** - Saints charge back from 20-point deficit vs. Bears at Memorial Stadium in Champaign, Ill...QB **Aaron Brooks** tossed three TDs in the final three quarters, including a 29-yard scoring toss to WR **Donte Stallworth** with 1:11 remaining that proved to be the game-winner; **Sept. 29** - **Stallworth** became the first rookie in 20 years to catch a TD in his first four NFL games; **Oct. 13** - At Washington, WR **Michael Lewis** became the seventh player in NFL history - and the first in team record books - to return a punt and a kickoff for a touchdown in the same game in a 43-27 victory...his 286 return yards vs. the Redskins ranked as second-highest in Saints history; **Oct. 20** - Saints improve to 6-1 with 35-27 win over San Francisco in the Superdome. In the win over the 49ers, **Brooks** passed for three touchdowns and ran for another...five of New Orleans' first six victories came over playoff teams from 2001; **Dec. 29** - RB **Deuce McAllister** rushed for 117 yards on 28 carries in finale vs. Carolina, his eighth 100-yard performance of the season (second-most in club history to the nine RB **George Rogers** posted in 1981)...**Lewis** finished the season with an NFL-record 2,432 yards of combined kickoff and punt return yardage, 1,807 yards in kickoff returns and 625 yards in punt returns - both team records...K **John Carney** tied a team mark with 31 field goals, pulling even with K **Morten Andersen**'s total in 1985.

**2003** Feb. 2 - Saints represented in Pro Bowl by WR **Joe Horn**, RB **Deuce McAllister**, KR/PR **Michael Lewis** and special teams ace RB **Fred McAfee**; **April 15** - Club announces 2003 training camp will be held at the team's practice facility in Metairie, La.; **May 13** - Owner **Tom Benson** announces he will bring an Arena Football League expansion franchise to the city, the New Orleans VooDoo; **Sept. 28** - **McAllister** rushes for 101 yards on 17 carries vs. the Indianapolis Colts, beginning a franchise-record streak of nine straight 100-yard performances; **Nov. 2** - Saints win third straight over defending Super Bowl Champion Buccaneers at Tampa Bay, 17-14...in the game, **McAllister** sets a team record with his sixth straight 100-yard game, and DE **Willie Whitehead** finished with three sacks; **Nov. 16** - A 23-20 overtime win over the Atlanta Falcons gives the Saints their 100th victory in the Superdome...**McAllister** sets a team record with 237 yards from scrimmage, including 173 rushing; **Nov. 30** - **McAllister** rushes for 165 yards on 31 carries in a 24-20 victory at Washington, his ninth straight 100-yard game...the streak tied former Chicago RB Walter Payton and Jacksonville RB Fred Taylor for the third-longest in NFL history...he would be held below the milestone the following week vs. Tampa Bay; **Dec. 14** - QB **Aaron Brooks** tossed a career-high five TDs, including a club-record four caught by WR **Joe Horn**, in a 45-7 victory over the New York Giants in a nationally-televised game on ESPN...it marked the first time since 1989 that New Orleans posted over 40 points twice in the same season; **Dec. 21** - In one of the most memorable final plays from scrimmage in NFL history, the Saints pulled off a 75-yard, three-lateral touchdown as time expired to cut Jacksonville's lead to one point...WR **Jerome Pathon** capped the play with a leap into the end zone, but the PAT attempt by K **John Carney** sailed wide right, giving the Jaguars a 20-19 win; **Dec. 28** - **McAllister** has 49 yards in the season-ending victory over Dallas, becoming only the second player in club history to go over 1,600 rushing yards in a season.

**2004** Feb. 8 - Saints represented in the Pro Bowl by G **LeCharles Bentley** and RB **Deuce McAllister**; **April 24** - Saints select Ohio State DE **Will Smith** 18th overall in NFL Draft; **Sept. 12** - WR **Joe Horn** had six receptions for 110 yards in opener vs. Seattle, becoming the first Saints wideout to have over 100 yards in 20 games; **Sept. 26** - In the only overtime game of the season, a 28-25 win at St. Louis, QB **Aaron Brooks** led the Saints 38 yards on four plays in the final minute to set up a game-tying field goal by K **John Carney** to send the contest into OT...**Carney** connected on a 31-yard attempt on the Saints' opening possession of

overtime to seal the victory; **Nov. 14 - McAllister** rushes for 127 yards on 16 attempts in 27-20 victory vs. Kansas City...his second-quarter touchdown was his fourth straight game with a TD, the longest streak of his career; **Dec. 12 - P Mitch Berger** wins NFC Special Teams Player of the Week after dropping four punts inside-the-20 in win at Dallas, part of a five-punt, 230-yard performance; **Dec. 19 - RB Aaron Stecker** returns opening kickoff 98 yards against his former team, Tampa Bay...**Stecker** wins NFC Special Teams Player of the Week; **Dec. 26 - Horn and Berger** voted to the Pro Bowl; **Dec. 26 - WR Michael Lewis** returned a kickoff 96 yards for a touchdown vs. Atlanta, giving the Saints a comfortable lead in the 26-13 victory...for his efforts, **Lewis** is named NFC Special Teams Player of the Week.

**2005** **Jan. 2 -** Saints close 2004 season as one of the NFL's hottest teams, notching their fourth straight victory with a 21-18 win at Carolina to finish 8-8...WR **Joe Horn** hauled in a 44-yard touchdown, giving him a then team-record 11 TD grabs on the season...a potential game-tying field goal was blocked by DE **Tony Bryant** with four seconds left...**Bryant** became the fifth Saint to win the NFC Special Teams Player of the Week award on the season, and the fourth straight...also, RB **Deuce McAllister** rushed for 140 yards, giving him 1,074 on the season...he became the first running back in club history to reach the 1,000-yard milestone in three straight years; **August 28 -** In anticipation of Hurricane Katrina making land-fall on the Gulf Coast, the team and operations staff flew to San Jose, Calif. three days early for the final preseason game at Oakland...the team set up operations in a hotel and practiced at San Jose State University in preparation for the preseason finale; **Sept. 1 -** Following a 13-6 loss to the Raiders, players, coaches and football operations staff flew to San Antonio, Texas, where the club would be forced to conduct their day-to-day business for the 2005 season...the team is soon joined by the club's entire staff; **Sept 8 -** Owner **Tom Benson** announced the start of the New Orleans Saints Hurricane Katrina Relief Fund to provide aid and assistance to the people of the entire Gulf South...the fund raised approximately \$1 million to benefit local causes; **Sept. 11 -** A 47-yard FG by K **John Carney** with three seconds remaining lifted the Saints to a 23-20 victory at Carolina...after the game, the Saints organization gave game balls to the City of New Orleans and to the Gulf Coast...the presentation capped an emotional trip which began with the reading of a letter to the team from New Orleans Mayor Ray Nagin the night before the contest, a standing pregame ovation from the crowd of 72,920 and culminated by Carney's winning kick...the next week, QB **Aaron Brooks** and **Carney** were featured on the cover of *Sports Illustrated*...**Carney**, who successfully connected on all three of his field goal attempts, was named NFC Special Teams Player of the Week...this marked the fifth consecutive week a Saints player received the honor dating to the last four games of 2005, an NFL record...DE **Will Smith** also became the first Saint to force a fumble in five straight games; **Sept. 19 -** New Orleans falls to the New York Giants, 27-10, in a scheduled home game that was moved to Giants Stadium...this would be the first of three stadiums where the Saints would play a home game in 2005...**McAllister** became the club's all-time rushing leader in the contest; **Sept. 25 -** The Saints defeat Buffalo, 19-7, before 58,688 fans at the Alamodome in San Antonio, Texas, the team's first home game of the regular season in the location where they practiced; **Oct. 30 -** The Saints fall to Miami, 21-6, before 61,643 fans at Tiger Stadium in Baton Rouge, a game which marked the team's return to Louisiana...it was the first regular-season NFL contest played at LSU; **Dec. 7 -** The athletic training staff honored the efforts of the coaches, players and staff in the wake of Hurricane Katrina by selecting the entire organization as the recipient of the 2005 Ed Block Courage Award; **Dec. 22 -** C **LeCharles Bentley** selected to Pro Bowl; **Dec. 30 - Benson** announces team will return to Louisiana and their Metairie facility in mid-January.

**2006** **Jan. 2 -** Head Coach **Jim Haslett** is relieved of his duties...the team, led by Executive Vice President/General Manager **Mickey Loomis**, immediately begins a coaching search where several candidates are interviewed; **Jan. 10 -** Club announces new business management team with the promotions of **Dennis Lauscha** to senior VP/CFO, **Ben Hales** to VP of marketing and business development, **Vicky Neumeyer** to VP/general counsel, and **Mike Stanfield** to VP of ticket and suite sales; **Jan. 17 -** The Saints reopened their administrative offices and practice facility in Metairie; **Jan. 18 - Sean Payton** named as the 14th head coach in club history; **Feb. 5 -** The NFL announces Saints will return to the Superdome for their first regular-season home game at the stadium since 2004...it's later announced that they would host the Atlanta Falcons Sept. 25; **March 14 -** The Saints agreed to terms with former San Diego QB **Drew Brees** to a five-year contract, the most notable and successful free-agent acquisition in team history...Saints equipment staff selected as Whitey Zimmerman Memorial Award winner for 2005 in a vote by



# SAINTSTIMELINE

their peers; **April 29** - Saints pick RB **Reggie Bush** second overall in the NFL Draft; **July 27** - Saints open their 2006 training camp at Millsaps College in Jackson, Miss; **Sept. 10** - Saints kick off their 40th regular season and first under **Payton** at Cleveland with a 19-14 victory; **Sept. 25** - In the first contest at the stadium since it was used as a shelter of last resort during Hurricane Katrina, the Saints christened the refurbished Superdome with a 23-3 victory on Monday Night Football...U2 and Green Day performed before the game; **Nov. 19** - **Brees** threw for a club-record 510 yards in a 31-16 loss to Cincinnati at the Superdome; **Dec. 3** - **Bush** tied a team record with four touchdowns (three rushing and one receiving) in a 34-10 win over San Francisco; **Dec. 10** - On the national stage of Sunday Night Football, the Saints improved to 9-4 with a 42-17 win at Dallas. **Brees** threw five TDs; **Dec. 17** - Despite a 16-10 loss to Washington, the Saints clinch their first NFC South title with losses by Atlanta and Carolina. **Dec. 19** - **Brees**, T **Jammal Brown** and DE **Will Smith** are voted to the Pro Bowl as starters...the Saints' coaches would join the threesome as the staff for the NFC squad following the season.

**2007** **Jan. 13** - The Saints defeated Philadelphia, 27-24, in the NFC Divisional Playoffs at the Superdome...RB **Deuce McAllister** rushed for 143 yards and a TD and added a touchdown reception in the second postseason win in club history; **Jan. 21** - In the team's first appearance in the NFC Championship Game, the Saints were defeated at Chicago, 39-14...the Saints sliced the Bears' lead to 16-14 in the second half and trailed by four early in the fourth quarter, but a handful of turnovers and miscues proved to be too much to overcome; **Feb. 2** - After the most memorable year in club history to date, QB **Drew Brees** is voted co-recipient of the NFL Walter Payton Man of the Year Award...it was one of a slew of awards won by Saints personnel following the 2006 season, including **Sean Payton** as a unanimous choice as NFL Coach of the Year and Executive VP/GM **Mickey Loomis** as NFL Executive of the Year by *The Sporting News* and *Pro Football Weekly/PFWA*; **Nov. 4** - **Brees** set a team record with 346 passing yards in the first half of a 41-24 win over Jacksonville and his 445-yard total for the game was then the second-most by a Saints passer; **Dec. 30** - Rookie RB **Pierre Thomas** became the first player in Saints history and just the second rookie in NFL history to pick up 100 yards rushing and receiving in the same game, carrying the ball 20 times for 105 yards and catching 12 passes for 121 yards and a touchdown in his first career start at Chicago against the Bears...**Brees** set an NFL record, which he's most recently broken in 2011, when he closed the finale with 440 completions on the year, besting former Oakland QB Rich Gannon, who had held the mark at 418...**Brees** also broke a number of single-season franchise records, including passing yards, attempts, completions, completion percentage and touchdown passes, and also tied the team record of 60 pass attempts in a game.

**2008** **Feb. 1** - NFL announced that the Saints have been selected to participate in the NFL International Series, scheduling New Orleans to play a home game Oct. 26 against San Diego at Wembley Stadium in London, England; **Feb. 29** - Saints acquired LB **Jonathan Vilma** from the New York Jets for a 2008 fourth-round draft choice and a 2009 conditional choice that would turn out to be a third-round pick; **May 5** - **Tom Benson** announced plans to purchase WVUE-TV FOX 8; **Aug. 31** - With Hurricane Gustav bearing down on New Orleans, the Saints evacuated their football operation to Indianapolis where they would practice for the full week leading up to the opener; **Sept. 7** - Saints return to New Orleans and opened season with a 24-20 victory over Tampa Bay; **Oct. 2** - QB **Drew Brees** named NFC Offensive Player of the Month for September after throwing for 1,343 yards and eight touchdowns in the team's first four games; **Oct. 6** - RB **Reggie Bush** tied an NFL record by returning two punts for touchdowns on Monday Night Football against the Minnesota Vikings, earning NFC Special Teams Player of the Week honors; **Oct. 26** - Playing in their first regular-season game outside the United States, the Saints defeated San Diego 37-32 at London's Wembley Stadium...**Brees** was named NFC Offensive Player of the Week after throwing for 339 yards and three touchdowns; **Dec. 21** - RB **Pierre Thomas** tied a team-record by scoring a touchdown in his sixth consecutive game; **Dec. 28** - **Brees** finished the season with 5,069 passing yards, what were then the second-most in a season in NFL history, trailing only Dan Marino's 5,084 in 1984...he also set new team records with 34 touchdowns and 10 games with 300 or more passing yards.

**2009** **Jan. 6** - QB **Drew Brees** named *Associated Press* Offensive Player of the Year; **Feb. 8** - **Brees** and T **Jammal Brown** play for the NFC in the Pro Bowl; **March 30** - Saints announced the team's training camp would be held at their home practice facil-

# SAINTSTIMELINE

OWNERSHIP

FOOTBALL

ADMINISTRATION

RECORDS

HISTORY

ity in Metairie, La.; **April 30** - Owner **Tom Benson** and Louisiana Gov. **Bobby Jindal** announced a lease extension that will keep the Saints in New Orleans through 2025 and provide \$85 million to upgrade the Superdome...**Benson** also announced that he will purchase the Dominion Tower and develop a festival plaza outside the stadium; **May 19** - The NFL announced that New Orleans will host Super Bowl XLVII following the 2012 season; **June 19** - **Dennis Lauscha** promoted to executive vice president/CFO; **Sept. 13** - Saints opened their season with a 45-27 victory over the Detroit Lions, their most points ever on kickoff weekend...**Brees** tied a club record with six TD passes and was named NFC Offensive Player of the Week; **Oct. 1** - **Brees** named NFC Offensive Player of the Month for September after leading Saints to 3-0 record and throwing for 1,276 yards and nine TDs; **Oct. 25** - Saints improved to 6-0 with a 46-34 win at Miami, where they rebounded from a 24-3 deficit, tying their biggest comeback in franchise history...**K John Carney** became the fourth player in NFL history to reach 2,000 career points; **Nov. 8** - With their 30-20 win over Carolina, the 8-0 Saints now had the best start in team history; **Nov. 22** - Following their 38-7 win over Tampa Bay to improve their record to 10-0, New Orleans' 10 game winning streak was the longest in franchise history; **Nov. 30** - In a 38-17 Monday night win over New England, where the Saints averaged a club record 9.6 yards per play, **Brees** completed 18-of-23 passes for 371 yards with five touchdowns...his career-high passer rating of 158.3 was only the second perfect rating in club history...**Brees** was named NFC Offensive Player of the Week; **Dec. 19** - After falling 24-17 to Dallas, New Orleans finally had a blemish on its record after a club-record 13 straight victories...**Brees** threw his 121st touchdown pass as a Saint, making him the franchise's all-time record holder and also became only the second NFL quarterback to throw for 4,000 yards in four consecutive seasons; **Dec. 27** - Vs. Tampa Bay, **Brees** completed a club-record 19 straight passes; **Dec. 29** - A club-record seven Saints were named to the Pro Bowl.

**2010** **Jan. 16** - Saints defeated Arizona, 45-14, in the NFC Divisional playoff at Superdome...RB **Reggie Bush** scored TDs on a 46-yard run and an 83-yard punt return; **Jan. 24** - Saints defeat Minnesota, 31-28, in an overtime thriller in the NFC Championship game at the Superdome, advancing to the Super Bowl for the first time; **Feb. 6** - LB **Rickey Jackson** voted to the Pro Football Hall of Fame, becoming the first former Saint to have spent the majority of his career with New Orleans to be elected; **Feb. 7** - Saints defeat the Indianapolis Colts, 31-17 in Super Bowl XLIV in Miami Gardens, Fla...the Saints overcame an early 10-point deficit as **Brees** was named the game's MVP as he completed 32-of-39 passes for 288 yards with two touchdown passes and a 114.5 rating, tying the NFL record for completions in a Super Bowl; **May 11** - The Saints re-signed G **Jahri Evans** to a seven-year contract; **June 16** - The entire Saints organization were presented with their Super Bowl XLIV Championship rings at a ceremony at the Roosevelt Hotel in New Orleans; **Sept. 9** - After their Super Bowl XLIV Championship banner was unveiled at home, the Saints defeated the Minnesota Vikings in the 2010 NFL kickoff contest; **Dec. 5** - In the second quarter of a come-from-behind 34-30 win at Cincinnati, **Brees** became the club's all-time passing yardage leader. **Dec. 27** - In a 17-14 Monday night win at Atlanta, New Orleans clinched a playoff berth for the first time in back-to-back seasons since 1991 and 1992.

**2011** **Jan 8** - Seattle came back from 10-0 and 17-7 first half deficits to defeat New Orleans, 41-36 at Qwest Field in an NFC Wild Card playoff game; **Jan. 30** - A total of five Saints were chosen for the NFC squad for the Pro Bowl...G **Jahri Evans** was named as a starter for the second consecutive season...QB **Drew Brees**, S **Roman Harper**, G **Carl Nicks** and LB **Jonathan Vilma** also made the trip to Honolulu, with **Vilma** opening the contest with **Evans**; **Apr. 28** - Saints used the 24th overall pick in the NFL Draft to select California DE **Cameron Jordan** and then acquired the 28th pick from the New England Patriots and selected Alabama RB and 2009 Heisman Trophy winner **Mark Ingram**; **Sept. 18** - After losing the NFL kickoff contest at Green Bay, 42-34, the Saints evened their record and won their home opener for the fourth consecutive season as they defeated Chicago, 30-13, with QB **Drew Brees** throwing three TDs and running for another and S **Roman Harper** adding two sacks; **Oct. 4** - Louisiana Governor **Bobby Jindal**, Owner **Tom Benson** and Mercedes-Benz USA announce a 10-year agreement reached between the Saints and Mercedes-Benz USA to rename the club's recently renovated home stadium, the "Mercedes-Benz Superdome;" **Oct. 23** - In a 62-7 primetime, nationally televised victory over Indianapolis in the newly minted Mercedes-Benz Superdome, the Saints' point total set a new club record and was tied for the highest total since the 1970 AFL-NFL merger...in addition to the club scoring record, they also set team marks for margin of victory (55), first downs (36) and PATs (8). **Brees** completed 31-of-35 passes for 325 yards with five TD



## SAINTSTIMELINE

throws and a 144.9 rating; **Nov. 6** - New Orleans' 27-16 win over Tampa Bay marked the start of an eight-game win streak to end the regular season; **Nov. 13** - A key fourth-and-inches stop from the Atlanta 29-yard line by S **Malcolm Jenkins** in overtime at the Georgia Dome gave the Saints the ball back to set up a game-winning field goal by K **John Kasay** to give them a thrilling 26-23 victory; **Nov. 28** - The Saints defeated the eventual Super Bowl Champion New York Giants 49-24 in the Mercedes-Benz Superdome on Monday Night Football, in a contest where **Brees** completed 24-of-38 passes for 363 yards with four touchdowns, one rushing score and a 129.6 rating, becoming the first quarterback in team history with four passing touchdowns and one rushing touchdown in a game; **Dec. 18** - With a 42-20 win at Minnesota, behind 412 yards passing and five TD passes from **Brees**, who set an NFL single-season record with his 11th 300-yard passing game of 2011, New Orleans reached 11 wins for the third straight season for the first time; **Dec. 26** - **Brees** breaks Dan Marino's 27-year old single-season passing record of 5,084 yards when he connects on a nine-yard TD to **Sproles**...**Brees** captured NFC Offensive Player of the Week for the third time in 2011; **Dec. 27** - **Brees**, T **Jermon Bushrod**, G **Jahri Evans**, TE **Jimmy Graham** and G **Carl Nicks** were named to the Pro Bowl...**Graham** was selected, on the strength of a sophomore season where set a team receiving record with 99 receptions for 1,310 yards, the second-highest yardage total for a tight end in NFL history, and 11 touchdowns...**Evans** and **Nicks** were selected as starters.

**2012** **Jan. 1** - With a 45-17 win over Carolina in the regular season finale, the Saints improve to 13-3, tying their regular season record for wins and capturing the NFC South title, qualifying for the playoffs for the third season in a row, also tying a team mark...New Orleans accumulated what was a team single-game record 617 total net yards to run their season total to 7,474, surpassing the NFL single-season mark of 7,075 previously held by the 2000 St. Louis Rams...RB **Darren Sproles** sets the league all-purpose yardage total with 2,696 yards...**Brees** ended his record-setting December/January by capturing NFC Offensive Player of the Month, as he finished with a then-NFL-record 5,476 passing yards and 71.2% completion percentage; **Jan. 7** - Saints defeat Detroit 45-28 in NFC Wild Card playoff, as **Brees** completes 33-of-43 passes for 466 yards with three TDs, the second-highest single-game passing yardage total in NFL postseason history; **Feb 4** - T **William Roaf**, who played with New Orleans from 1993-2001 and was selected to the Pro Bowl seven times with the club, was voted to the Pro Football Hall of Fame...on the same evening, **Brees** was named the *Associated Press* NFL Offensive Player of the Year; **May 18** - Owner **Tom Benson** and RB **Deuce McAllister** are elected to the Saints Hall of Fame; **May 20** - **Dennis Lauscha** was promoted to team president; **June 15** - **Benson** completes the purchase of the New Orleans Hornets after having been approved by the National Basketball Association's Board of Governors; **July 13** - The club agrees to terms with **Brees** on a five-year contract. **Oct. 7** - **Brees** sets the NFL record on a first quarter 40-yard scoring throw to WR **Devery Henderson** with his 48th consecutive game with a touchdown pass, breaking a mark previously held by Johnny Unitas since 1960...**Brees** is named NFC Offensive Player of the Week...the 31-24 win also marks the franchise's 300th regular season victory; **Nov. 25** - WR **Marques Colston** became the club's all-time recordholder with his 56th touchdown vs. San Francisco...**Colston** would also end the season with 532 receptions, tied for the club's all-time lead with WR **Eric Martin**; **Nov. 29** - **Brees'** streak of consecutive games with a touchdown pass will end at an NFL-record 54 after failing to throw one at Atlanta; **Dec 23** - **Brees** throws for 446 yards, tied for the second-highest total in franchise history, which he reached earlier in the season on September 30 at Green Bay, in leading the Saints to a 34-31 overtime win at Dallas.

**2013** **Jan. 9** - Head Coach **Sean Payton** is signed to a five-year contract extension; **Jan. 27** - QB **Drew Brees**, T **Jermon Bushrod**, G **Jahri Evans** and P **Thomas Morstead** represent the Saints in the Pro Bowl...**Brees**, **Bushrod** and **Evans** would start the contest; **Apr. 25** - Saints use the 15th overall pick in the 2013 NFL Draft to select University of Texas S **Kenny Vaccaro**...**Vaccaro** would be a PFWA All-Rookie selection as he started all 14 games he appeared in and posted 93 tackles; **Oct. 6** - Saints win at Soldier Field for the first time since 2000, as the Saints defeat the Chicago Bears, 26-18 to improve to 5-0...TE **Jimmy Graham** has his fourth consecutive game with 100 yards receiving for the second time in his career, tying the NFL record for tight ends with consecutive 100-yard games; **Oct. 27** - Saints improve to 6-1 with a 35-17 win over Buffalo at the Mercedes-Benz Superdome...**Brees** completes 26-of-34 passes for 332 yards with five touchdowns as he captures NFC Offensive Player of the Week honors; **Nov. 10** - Saints improve to 7-2 with a 49-17 win over Dallas in prime-time at the Mercedes-Benz Superdome as the club sets an NFL record with 40 first downs and had a team-

# SAINTSTIMELINE

record 625 total net yards. **Brees** completes 34-of-41 passes for 392 yards with four touchdowns as he captures NFC Offensive Player of the Week honors. LB **Rickey Jackson**, QB **Archie Manning** and T **William Roaf** inducted into the club's newly established Ring of Honor; **Nov. 17** - With a 23-20 win on a 31-yard game-winning field goal as time expired against San Francisco, the Saints improve to 8-2; **Nov. 21** - **Graham** ties a club record with his sixth 100-yard receiving game of the season to help lead the Saints to a 17-13 primetime win at the Georgia Dome to improve to 9-2; **Dec. 8** - **Brees** becomes only the fifth player in NFL history to reach 50,000 yards passing as he throws for 313 yards and four touchdowns in helping the Saints defeat the Carolina Panthers in a primetime 31-13 win at the Mercedes-Benz Superdome; **Dec. 27** - **Brees**, G **Jahri Evans**, **Graham**, G **Ben Grubbs** and DE **Cameron Jordan** were named to the Pro Bowl...**Brees** was selected for the seventh time as a Saint, tying him for first place in club record books with **Roaf**; **Dec. 29** - With a 42-17 win over Tampa Bay in the regular season finale, the Saints improve to 11-5, qualifying for the playoffs for the fourth time in five seasons...**Brees** captured NFC Offensive Player of the Week honors for the fourth time of the season as he completed 24-of-31 passes for 381 yards and four touchdowns, one of which went to **Graham**, who finished with a franchise-record 16 touchdown grabs, the second-highest scoring grab total all-time in NFL record books for a tight end.

**2014** **Jan. 4** - Saints defeat Philadelphia 26-24 in NFC Wild Card playoff, as K **Shayne Graham** booted the 32-yard game-winning field goal as time expired to give New Orleans their first road playoff win in franchise history; **Mar. 11** - The club agreed to terms with unrestricted free agent FS **Jairus Byrd** on a six-year contract; **Mar. 13** - Club announces that they will split training camp between their practice facility in Metairie, La. and The Greenbrier in White Sulphur Springs, W.V.; **May 8** - Saints trade up to the 20th overall pick in the 2014 NFL Draft to select Oregon State WR **Brandin Cooks**; **Oct. 5** - RB **Khiry Robinson** scored with an 18-yard touchdown run in dramatic fashion in overtime to give New Orleans a 37-31 win over Tampa Bay at the Mercedes-Benz Superdome; **Nov. 30** - QB **Drew Brees** tosses for five touchdowns to earn NFC Offensive Player of the Week honors and RB **Mark Ingram** rushes for 122 yards as the Saints defeat the Steelers at Heinz Field 35-32, New Orleans' first win in Pittsburgh since 1987; **Dec. 23** - G **Jahri Evans** and TE **Jimmy Graham** were selected to the Pro Bowl with **Brees** and **Ingram** later added as replacements. It was the franchise-record eighth selection for **Brees** as a Saint, ninth overall.

**2015** **Mar. 8** - Saints agree to terms with RB **Mark Ingram** on a four-year contract; **Mar. 10** - Saints acquire C **Max Unger** and the 31st pick in the 2015 NFL Draft in exchange for TE **Jimmy Graham**. **Mar. 13** - Saints agree to terms with **C.J. Spiller** on a four-year contract; **April 30** - Using two first round draft picks for the first time since 2002, the Saints select Stanford T **Andrus Peat** and Clemson LB **Stephone Anthony** with the 13th and 31st overall selections. **June 2** - Saints sign DE **Cameron Jordan** to a five-year contract extension. **June 15** - Former Saints S **Steve Gleason** selected as the PFWA's 2015 George Halas Award winner.

OWNERSHIP

FOOTBALL

ADMINISTRATION

RECORDS

HISTORY



# SEASON RESULTS (1967-70)

HOME GAMES IN BOLD CAPS - All attendance figures from 1990 - present are based on tickets distributed  
MN - Monday Night; SN - Sunday Night; TN - Thursday Night; FR - Friday; SAT - Saturday

## 1967: 3-11 (4th-Capitol)

		Head Coach: Tom Fears			
9/17	LOS ANGELES RAMS	TULANE STADIUM	L	13-27	80,879
9/24	WASHINGTON REDSKINS	TULANE STADIUM	L	10-30	74,937
10/1	CLEVELAND BROWNS	TULANE STADIUM	L	7-42	77,045
10/8	at N.Y. Giants	Yankee Stadium	L	21-27	62,670
10/15	at Dallas Cowboys	Cotton Bowl	L	10-14	64,128
10/22	at San Francisco 49ers	Kezar Stadium	L	13-27	34,285
10/29	PITTSBURGH STEELERS	TULANE STADIUM	L	10-14	68,911
11/5	PHILADELPHIA EAGLES	TULANE STADIUM	W	31-24	59,596
11/12	DALLAS COWBOYS	TULANE STADIUM	L	10-27	83,437
11/19	at Philadelphia Eagles	Franklin Field	L	21-48	60,751
11/26	ATLANTA FALCONS	TULANE STADIUM	W	27-24	83,437
12/3	at St. Louis Cardinals	Busch Stadium	L	20-31	41,171
12/10	at Baltimore Colts	Memorial Stadium	L	10-30	60,238
12/17	at Washington Redskins	D.C. Stadium	W	30-14	50,486
				<b>233-379</b>	<b>901,971</b>

## 1968: 4-9-1 (3rd-Century)

		Head Coach: Tom Fears			
9/15	CLEVELAND BROWNS	TULANE STADIUM	L	10-24	74,215
9/22	WASHINGTON REDSKINS	TULANE STADIUM	W	31-17	65,941
9/29	ST. LOUIS CARDINALS	TULANE STADIUM	L	20-21	79,021
10/6	at New York Giants	Yankee Stadium	L	21-38	60,967
10/13	MINNESOTA VIKINGS	TULANE STADIUM	W	20-17	71,105
10/20	at Pittsburgh Steelers	Pitt Stadium	W	16-12	32,303
10/27	at St. Louis Cardinals	Busch Stadium	L	17-31	45,476
11/3	DALLAS COWBOYS	TULANE STADIUM	L	3-17	84,728
11/10	at Cleveland Browns	Municipal Stadium	L	17-35	71,025
11/17	at Green Bay Packers (Milw.)	Milwaukee County Stadium	L	7-29	49,644
11/24	at Detroit Lions	Tiger Stadium	T	20-20	46,152
12/1	CHICAGO BEARS	TULANE STADIUM	L	17-23	78,285
12/8	at Philadelphia Eagles	Franklin Field	L	17-29	57,128
12/15	PITTSBURGH STEELERS	TULANE STADIUM	W	24-14	66,131
				<b>246-327</b>	<b>882,121</b>

## 1969: 5-9 (3rd-Capitol)

		Head Coach: Tom Fears			
9/21	WASHINGTON REDSKINS	TULANE STADIUM	L	20-26	73,147
9/28	DALLAS COWBOYS	TULANE STADIUM	L	17-21	79,567
10/5	at Los Angeles Rams	L.A. Memorial Coliseum	L	17-36	54,879
10/12	CLEVELAND BROWNS	TULANE STADIUM	L	17-27	71,274
10/19	BALTIMORE COLTS	TULANE STADIUM	L	10-30	80,636
10/26	at Philadelphia Eagles	Franklin Field	L	10-13	60,658
11/2	at St. Louis Cardinals	Busch Stadium	W	51-42	46,718
11/9	at Dallas Cowboys	Cotton Bowl	L	17-33	62,282
11/16	at New York Giants	Yankee Stadium	W	25-24	68,927
11/23	SAN FRANCISCO 49ERS	TULANE STADIUM	W	43-38	71,448
11/30	PHILADELPHIA EAGLES	TULANE STADIUM	W	26-17	72,805
12/7	at Atlanta Falcons	Atlanta Stadium	L	17-45	57,021
12/14	at Washington Redskins	R.F.K. Stadium	L	14-17	50,354
12/21	PITTSBURGH STEELERS	TULANE STADIUM	W	27-24	72,256
				<b>311-393</b>	<b>921,972</b>

## 1970: 2-11-1 (4th-NFC West)

		Head Coaches: Tom Fears (7 games, 1-5-1) & J.D. Roberts (7 games, 1-6)			
9/20	ATLANTA FALCONS	TULANE STADIUM	L	3-14	77,042
9/27	at Minnesota Vikings	Metropolitan Stadium	L	0-26	47,900
10/4	NEW YORK GIANTS	TULANE STADIUM	W	14-10	69,126
10/11	at St. Louis Cardinals	Busch Stadium	L	17-24	45,294
10/18	at San Francisco 49ers	Kezar Stadium	T	20-20	39,446
10/25	at Atlanta Falcons	Atlanta Stadium	L	14-32	58,850

# SEASON RESULTS (1970-73)

11/1	LOS ANGELES RAMS	TULANE STADIUM	L	17-30	77,861
11/8	DETROIT LIONS	TULANE STADIUM	W	19-17	66,910
11/15	at Miami Dolphins	Orange Bowl	L	10-21	42,866
11/22	DENVER BRONCOS	TULANE STADIUM	L	6-31	66,837
11/29	at Cincinnati Bengals	Riverfront Stadium	L	6-26	59,342
12/6	at Los Angeles Rams	L.A. Memorial Coliseum	L	16-34	66,410
12/13	SAN FRANCISCO 49ERS	TULANE STADIUM	L	27-38	61,940
12/20	CHICAGO BEARS	TULANE STADIUM	L	3-24	63,518
				172-347	843,342

## 1971: 4-8-2 (4th-NFC West)

9/19	LOS ANGELES RAMS	Head Coach: J.D. Roberts	W	24-20	70,915
9/26	SAN FRANCISCO 49ERS	TULANE STADIUM	L	20-38	81,595
10/3	at Houston Oilers	Astrodome	T	13-13	47,966
10/10	at Chicago Bears	Soldier Field	L	14-35	55,049
10/17	DALLAS COWBOYS	TULANE STADIUM	W	24-14	83,088
10/24	at Atlanta Falcons	Atlanta Stadium	L	6-28	58,850
10/31	at Washington Redskins	R.F.K. Stadium	L	14-24	53,041
11/7	OAKLAND RAIDERS	TULANE STADIUM	T	21-21	83,102
11/14	at San Francisco 49ers	Candlestick Park	W	26-20	45,138
11/21	MINNESOTA VIKINGS	TULANE STADIUM	L	10-23	83,130
11/28	at Green Bay Packers (Milw.)	Milwaukee County Stadium	W	29-21	48,035
12/5	at Los Angeles Rams	L.A. Memorial Coliseum	L	28-45	73,610
12/12	CLEVELAND BROWNS	TULANE STADIUM	L	17-21	72,794
12/19	ATLANTA FALCONS	TULANE STADIUM	L	20-24	75,954
				266-347	932,267

## 1972: 2-11-1 (4th-NFC West)

9/17	at Los Angeles Rams	Head Coach: J.D. Roberts	L	14-34	66,303
9/25	KANSAS CITY CHIEFS - MN	L.A. Memorial Coliseum	L	17-20	70,793
10/1	SAN FRANCISCO 49ERS	TULANE STADIUM	L	2-37	69,840
10/8	at New York Giants	Yankee Stadium	L	21-45	62,507
10/15	ATLANTA FALCONS	TULANE STADIUM	L	14-21	66,294
10/22	at San Francisco 49ers	Candlestick Park	T	20-20	59,167
10/29	PHILADELPHIA EAGLES	TULANE STADIUM	W	21-3	65,664
11/5	at Minnesota Vikings	Metropolitan Stadium	L	6-37	49,784
11/12	at Atlanta Falcons	Atlanta Stadium	L	20-36	58,850
11/19	at Detroit Lions	Tiger Stadium	L	14-27	53,752
11/26	LOS ANGELES RAMS	TULANE STADIUM	W	19-16	64,325
12/3	at New York Jets	Shea Stadium	L	17-18	62,496
12/10	NEW ENGLAND PATRIOTS	TULANE STADIUM	L	10-17	64,889
12/17	GREEN BAY PACKERS	TULANE STADIUM	L	20-30	65,881
				215-361	880,545

## 1973: 5-9 (3rd-NFC West)

9/16	ATLANTA FALCONS	Head Coach: John North	L	7-62	66,428
9/24	at Dallas Cowboys - MN	TULANE STADIUM	L	3-40	52,715
9/30	at Baltimore Colts	Texas Stadium	L	10-14	52,293
10/7	CHICAGO BEARS	Memorial Stadium	L	10-14	52,293
10/14	DETROIT LIONS	TULANE STADIUM	W	21-16	56,561
10/21	at San Francisco 49ers	TULANE STADIUM	W	20-13	57,810
10/28	WASHINGTON REDSKINS	Candlestick Park	L	0-40	52,881
11/4	BUFFALO BILLS	TULANE STADIUM	W	19-3	66,315
11/11	at Los Angeles Rams	TULANE STADIUM	W	13-0	74,770
11/18	at San Diego Chargers	L.A. Memorial Coliseum	L	7-29	70,358
11/25	LOS ANGELES RAMS	San Diego Stadium	L	14-17	38,848
12/2	at Green Bay Packers (Milw.)	TULANE STADIUM	L	13-24	67,192
12/9	SAN FRANCISCO 49ERS	Milwaukee County Stadium	L	10-30	46,092
12/16	at Atlanta Falcons	TULANE STADIUM	W	16-10	62,490
		Atlanta-Fulton County Stadium	L	10-14	34,147
				163-312	794,900

OWNERSHIP

FOOTBALL

ADMINISTRATION

RECORDS

HISTORY



# SEASON RESULTS (1974-77)

## 1974: 5-9 (3rd-NFC West)

9/15	<b>SAN FRANCISCO 49ERS</b>	<b>Head Coach: John North</b>			
9/22	at Los Angeles Rams	<b>TULANE STADIUM</b>	<b>L</b>	<b>13-17</b>	<b>65,071</b>
9/29	<b>ATLANTA FALCONS</b>	L.A. Memorial Coliseum	L	0-24	64,178
10/6	at Chicago Bears	<b>TULANE STADIUM</b>	<b>W</b>	<b>14-13</b>	<b>62,273</b>
10/13	at Denver Broncos	Soldier Field	L	10-24	45,818
10/20	at Atlanta Falcons	Mile High Stadium	L	17-33	51,881
10/27	<b>PHILADELPHIA EAGLES</b>	Atlanta Stadium	W	13-3	47,217
11/3	at Detroit Lions	<b>TULANE STADIUM</b>	<b>W</b>	<b>14-10</b>	<b>64,257</b>
11/10	<b>MIAMI DOLPHINS</b>	Tiger Stadium	L	14-19	43,256
11/17	<b>LOS ANGELES RAMS</b>	<b>TULANE STADIUM</b>	<b>L</b>	<b>0-21</b>	<b>74,289</b>
11/25	<b>PITTSBURGH STEELERS - MN</b>	<b>TULANE STADIUM</b>	<b>W</b>	<b>20-7</b>	<b>57,287</b>
12/1	at Minnesota Vikings	<b>TULANE STADIUM</b>	<b>L</b>	<b>7-28</b>	<b>71,907</b>
12/8	<b>ST. LOUIS CARDINALS</b>	Metropolitan Stadium	L	9-29	44,202
12/15	at San Francisco 49ers	<b>TULANE STADIUM</b>	<b>W</b>	<b>14-0</b>	<b>57,152</b>
		Candlestick Park	L	21-35	40,418
				<b>166-263</b>	<b>789,156</b>

## 1975: 2-12 (4th-NFC West)

		<b>Head Coaches: John North (6 games, 1-5) &amp; Ernie Hefferle (8 games, 1-7)</b>			
9/21	at Washington Redskins	R.F.K. Stadium	L	3-41	54,414
9/28	<b>CINCINNATI BENGALS</b>	<b>LOUISIANA SUPERDOME</b>	<b>L</b>	<b>0-21</b>	<b>52,531</b>
10/5	at Atlanta Falcons	Atlanta Stadium	L	7-14	29,444
10/12	<b>GREEN BAY PACKERS</b>	<b>LOUISIANA SUPERDOME</b>	<b>W</b>	<b>20-19</b>	<b>51,371</b>
10/19	at San Francisco 49ers	Candlestick Park	L	21-35	39,990
10/26	at Los Angeles Rams	L.A. Memorial Coliseum	L	14-38	54,723
11/2	<b>ATLANTA FALCONS</b>	<b>LOUISIANA SUPERDOME</b>	<b>W</b>	<b>23-7</b>	<b>49,342</b>
11/9	at Oakland Raiders	Oakland Coliseum	L	10-48	51,267
11/16	<b>MINNESOTA VIKINGS</b>	<b>LOUISIANA SUPERDOME</b>	<b>L</b>	<b>7-20</b>	<b>52,765</b>
11/23	<b>SAN FRANCISCO 49ERS</b>	<b>LOUISIANA SUPERDOME</b>	<b>L</b>	<b>6-16</b>	<b>40,328</b>
11/30	at Cleveland Browns	Municipal Stadium	L	16-17	44,753
12/7	<b>LOS ANGELES RAMS</b>	<b>LOUISIANA SUPERDOME</b>	<b>L</b>	<b>7-14</b>	<b>39,358</b>
12/14	at New York Giants	Shea Stadium	L	14-28	40,150
12/21	<b>CHICAGO BEARS</b>	<b>LOUISIANA SUPERDOME</b>	<b>L</b>	<b>17-42</b>	<b>33,371</b>
				<b>165-360</b>	<b>633,807</b>

## 1976: 4-10 (3rd-NFC West)

		<b>HEAD COACH: Hank Stram</b>			
9/12	<b>MINNESOTA VIKINGS</b>	<b>LOUISIANA SUPERDOME</b>	<b>L</b>	<b>9-40</b>	<b>58,156</b>
9/19	<b>DALLAS COWBOYS</b>	<b>LOUISIANA SUPERDOME</b>	<b>L</b>	<b>6-24</b>	<b>61,413</b>
9/26	at Kansas City Chiefs	Arrowhead Stadium	W	27-17	53,918
10/3	<b>HOUSTON OILERS</b>	<b>LOUISIANA SUPERDOME</b>	<b>L</b>	<b>26-31</b>	<b>51,973</b>
10/10	<b>ATLANTA FALCONS</b>	<b>LOUISIANA SUPERDOME</b>	<b>W</b>	<b>30-0</b>	<b>51,521</b>
10/17	at San Francisco 49ers	Candlestick Park	L	3-33	43,160
10/24	<b>LOS ANGELES RAMS</b>	<b>LOUISIANA SUPERDOME</b>	<b>L</b>	<b>10-16</b>	<b>51,984</b>
10/31	at Atlanta Falcons	Atlanta-Fulton County Stadium	L	20-23	34,127
11/7	at Green Bay Packers (Milw.)	Milwaukee County Stadium	L	27-32	52,936
11/14	<b>DETROIT LIONS</b>	<b>LOUISIANA SUPERDOME</b>	<b>W</b>	<b>17-16</b>	<b>42,048</b>
11/21	at Seattle Seahawks	Kingdome	W	51-27	61,865
11/28	at Los Angeles Rams	L.A. Memorial Coliseum	L	14-33	54,906
12/5	at New England Patriots	Schaefer Stadium	L	6-27	53,592
12/12	<b>SAN FRANCISCO 49ERS</b>	<b>LOUISIANA SUPERDOME</b>	<b>L</b>	<b>7-27</b>	<b>42,536</b>
				<b>253-346</b>	<b>714,135</b>

## 1977: 3-11 (4th-NFC West)

		<b>Head Coach: Hank Stram</b>			
9/18	<b>GREEN BAY PACKERS</b>	<b>LOUISIANA SUPERDOME</b>	<b>L</b>	<b>20-24</b>	<b>56,250</b>
9/25	at Detroit Lions	Silverdome	L	19-23	51,548
10/2	at Chicago Bears	Soldier Field	W	42-24	51,488
10/9	<b>SAN DIEGO CHARGERS</b>	<b>LOUISIANA SUPERDOME</b>	<b>L</b>	<b>0-14</b>	<b>53,942</b>
10/16	at Los Angeles Rams	L.A. Memorial Coliseum	L	7-14	46,045
10/23	at St. Louis Cardinals	Busch Stadium	L	31-49	48,417
10/30	<b>LOS ANGELES RAMS</b>	<b>LOUISIANA SUPERDOME</b>	<b>W</b>	<b>27-26</b>	<b>59,023</b>
11/6	at Philadelphia Eagles	Veterans Stadium	L	7-28	53,482
11/13	<b>SAN FRANCISCO 49ERS</b>	<b>LOUISIANA SUPERDOME</b>	<b>L</b>	<b>7-10 OT</b>	<b>41,564</b>

# SEASON RESULTS (1977-80)

<b>11/20</b>	<b>ATLANTA FALCONS</b>	<b>LOUISIANA SUPERDOME</b>	<b>W</b>	<b>21-20</b>	<b>43,135</b>
11/27	at San Francisco 49ers	Candlestick Park	L	17-20	33,702
<b>12/4</b>	<b>NEW YORK JETS</b>	<b>LOUISIANA SUPERDOME</b>	<b>L</b>	<b>13-16</b>	<b>40,464</b>
<b>12/11</b>	<b>TAMPA BAY BUCCANEERS</b>	<b>LOUISIANA SUPERDOME</b>	<b>L</b>	<b>14-33</b>	<b>40,124</b>
12/18	at Atlanta Falcons	Atlanta-Fulton County Stadium	L	7-35	36,895
				<b>232-336</b>	<b>656,079</b>

## 1978: 7-9 (3rd-NFC West)

<b>9/3</b>	<b>MINNESOTA VIKINGS</b>	<b>Head Coach: Dick Nolan</b>	<b>W</b>	<b>31-24</b>	<b>54,187</b>
9/10	at Green Bay Packers (Milw.)	<b>LOUISIANA SUPERDOME</b>	L	17-28	54,336
<b>9/17</b>	<b>PHILADELPHIA EAGLES</b>	<b>LOUISIANA SUPERDOME</b>	<b>L</b>	<b>17-24</b>	<b>49,242</b>
9/24	at Cincinnati Bengals	Riverfront Stadium	W	20-18	40,455
<b>10/1</b>	<b>LOS ANGELES RAMS</b>	<b>LOUISIANA SUPERDOME</b>	<b>L</b>	<b>20-26</b>	<b>61,659</b>
<b>10/8</b>	<b>CLEVELAND BROWNS</b>	<b>LOUISIANA SUPERDOME</b>	<b>L</b>	<b>16-24</b>	<b>50,158</b>
10/15	at San Francisco 49ers	Candlestick Park	W	14-7	37,671
10/22	at Los Angeles Rams	L.A. Memorial Coliseum	W	10-3	47,574
<b>10/29</b>	<b>NEW YORK GIANTS</b>	<b>LOUISIANA SUPERDOME</b>	<b>W</b>	<b>28-17</b>	<b>58,807</b>
11/5	at Pittsburgh Steelers	Three Rivers Stadium	L	14-20	48,526
<b>11/12</b>	<b>ATLANTA FALCONS</b>	<b>LOUISIANA SUPERDOME</b>	<b>L</b>	<b>17-20</b>	<b>70,323</b>
11/19	at Dallas Cowboys	Texas Stadium	L	7-27	57,920
11/26	at Atlanta Falcons	Atlanta-Fulton County Stadium	L	17-20	55,521
<b>12/3</b>	<b>SAN FRANCISCO 49ERS</b>	<b>LOUISIANA SUPERDOME</b>	<b>W</b>	<b>24-13</b>	<b>50,068</b>
<b>12/10</b>	<b>HOUSTON OILERS</b>	<b>LOUISIANA SUPERDOME</b>	<b>L</b>	<b>12-17</b>	<b>63,169</b>
12/17	at Tampa Bay Buccaneers	Tampa Stadium	W	17-10	51,207
				<b>281-298</b>	<b>850,823</b>

## 1979: 8-8 (2nd-NFC West)

<b>9/2</b>	<b>ATLANTA FALCONS</b>	<b>Head Coach: Dick Nolan</b>	<b>L</b>	<b>34-40 OT</b>	<b>70,940</b>
9/9	at Green Bay Packers (Milw.)	<b>LOUISIANA SUPERDOME</b>	L	19-28	53,184
<b>9/16</b>	<b>PHILADELPHIA EAGLES</b>	<b>LOUISIANA SUPERDOME</b>	<b>L</b>	<b>14-26</b>	<b>54,212</b>
9/23	at San Francisco 49ers	Candlestick Park	W	30-21	39,727
<b>9/30</b>	<b>NEW YORK GIANTS</b>	<b>LOUISIANA SUPERDOME</b>	<b>W</b>	<b>24-14</b>	<b>51,543</b>
<b>10/7</b>	<b>LOS ANGELES RAMS</b>	<b>LOUISIANA SUPERDOME</b>	<b>L</b>	<b>17-35</b>	<b>68,986</b>
10/14	at Tampa Bay Buccaneers	Tampa Stadium	W	42-14	67,640
<b>10/21</b>	<b>DETROIT LIONS</b>	<b>LOUISIANA SUPERDOME</b>	<b>W</b>	<b>17-7</b>	<b>57,428</b>
10/28	at Washington Redskins	R.F.K. Stadium	W	14-10	52,133
11/4	at Denver Broncos	Mile High Stadium	L	3-10	74,482
<b>11/11</b>	<b>SAN FRANCISCO 49ERS</b>	<b>LOUISIANA SUPERDOME</b>	<b>W</b>	<b>31-20</b>	<b>65,551</b>
11/18	at Seattle Seahawks	Kingdome	L	24-38	60,055
11/25	at Atlanta Falcons	Atlanta-Fulton County Stadium	W	37-6	42,815
<b>12/3</b>	<b>OAKLAND RAIDERS - MN</b>	<b>LOUISIANA SUPERDOME</b>	<b>L</b>	<b>35-42</b>	<b>65,541</b>
<b>12/9</b>	<b>SAN DIEGO CHARGERS</b>	<b>LOUISIANA SUPERDOME</b>	<b>L</b>	<b>0-35</b>	<b>61,059</b>
12/16	at Los Angeles Rams	L.A. Memorial Coliseum	W	29-14	53,879
				<b>370-360</b>	<b>939,175</b>

## 1980: 1-15 (4th-NFC West)

<b>Head Coaches: Dick Nolan (12 games, 0-12) &amp; Dick Stanfel (4 games, 1-3)</b>					
<b>9/7</b>	<b>SAN FRANCISCO 49ERS</b>	<b>LOUISIANA SUPERDOME</b>	<b>L</b>	<b>23-26</b>	<b>58,621</b>
9/14	at Chicago Bears	Soldier Field	L	3-22	62,523
<b>9/21</b>	<b>BUFFALO BILLS</b>	<b>LOUISIANA SUPERDOME</b>	<b>L</b>	<b>26-35</b>	<b>51,154</b>
9/28	at Miami Dolphins	Orange Bowl	L	16-21	40,946
<b>10/5</b>	<b>ST. LOUIS CARDINALS</b>	<b>LOUISIANA SUPERDOME</b>	<b>L</b>	<b>7-40</b>	<b>45,388</b>
10/12	at Detroit Lions	Silverdome	L	13-24	78,147
<b>10/19</b>	<b>ATLANTA FALCONS</b>	<b>LOUISIANA SUPERDOME</b>	<b>L</b>	<b>14-41</b>	<b>62,651</b>
10/26	at Washington Redskins	R.F.K. Stadium	L	14-22	51,375
11/2	at Los Angeles Rams	Anaheim Stadium	L	31-45	59,909
<b>11/9</b>	<b>PHILADELPHIA EAGLES</b>	<b>LOUISIANA SUPERDOME</b>	<b>L</b>	<b>21-34</b>	<b>44,340</b>
11/16	at Atlanta Falcons	Atlanta-Fulton County Stadium	L	13-31	53,871
<b>11/24</b>	<b>LOS ANGELES RAMS - MN</b>	<b>LOUISIANA SUPERDOME</b>	<b>L</b>	<b>7-27</b>	<b>53,488</b>
<b>11/30</b>	<b>MINNESOTA VIKINGS</b>	<b>LOUISIANA SUPERDOME</b>	<b>L</b>	<b>20-23</b>	<b>30,936</b>
12/7	at San Francisco 49ers	Candlestick Park	L	35-38 OT	37,949
12/14	at New York Jets	Shea Stadium	W	21-20	38,077
<b>12/21</b>	<b>NEW ENGLAND PATRIOTS</b>	<b>LOUISIANA SUPERDOME</b>	<b>L</b>	<b>27-38</b>	<b>38,277</b>
				<b>291-487</b>	<b>807,652</b>

OWNERSHIP

FOOTBALL

ADMINISTRATION

RECORDS

HISTORY



# SEASON RESULTS (1981-84)

## 1981: 4-12 (4th-NFC West)

9/6	at Atlanta Falcons	Head Coach: Bum Phillips	Atlanta-Fulton County Stadium	L	0-27	57,406
9/13	<b>LOS ANGELES RAMS</b>	<b>LOUISIANA SUPERDOME</b>	W	<b>23-17</b>	<b>62,063</b>	
9/20	at New York Giants	Giants Stadium	L	7-20	69,814	
9/27	at San Francisco 49ers	Candlestick Park	L	14-21	44,433	
10/4	<b>PITTSBURGH STEELERS</b>	<b>LOUISIANA SUPERDOME</b>	L	<b>6-20</b>	<b>64,578</b>	
10/11	<b>PHILADELPHIA EAGLES</b>	<b>LOUISIANA SUPERDOME</b>	L	<b>14-31</b>	<b>52,728</b>	
10/18	at Cleveland Browns	Municipal Stadium	L	17-20	76,059	
10/25	<b>CINCINNATI BENGALS</b>	<b>LOUISIANA SUPERDOME</b>	W	<b>17-7</b>	<b>46,336</b>	
11/1	<b>ATLANTA FALCONS</b>	<b>LOUISIANA SUPERDOME</b>	L	<b>10-41</b>	<b>63,637</b>	
11/8	at Los Angeles Rams	Anaheim Stadium	W	21-13	61,068	
11/15	at Minnesota Vikings	Metropolitan Stadium	L	10-20	45,215	
11/22	at Houston Oilers	Astrodome	W	27-24	49,581	
11/29	<b>TAMPA BAY BUCCANEERS</b>	<b>LOUISIANA SUPERDOME</b>	L	<b>14-31</b>	<b>62,209</b>	
12/6	at St. Louis Cardinals	Busch Stadium	L	3-30	46,923	
12/13	<b>GREEN BAY PACKERS</b>	<b>LOUISIANA SUPERDOME</b>	L	<b>7-35</b>	<b>45,518</b>	
12/20	<b>SAN FRANCISCO 49ERS</b>	<b>LOUISIANA SUPERDOME</b>	L	<b>17-21</b>	<b>43,639</b>	
					<b>207-378</b>	<b>891,207</b>

## 1982: 4-5 (2nd-NFC West: unofficial due to strike)

9/12	<b>ST. LOUIS CARDINALS</b>	Head Coach: Bum Phillips	<b>LOUISIANA SUPERDOME</b>	L	<b>7-21</b>	<b>58,673</b>
9/19	at Chicago Bears	Soldier Field	W	10-0	56,600	
11/21	<b>KANSAS CITY CHIEFS</b>	<b>LOUISIANA SUPERDOME</b>	W	<b>27-17</b>	<b>39,341</b>	
11/28	at San Francisco 49ers	Candlestick Park	W	23-20	51,611	
12/5	<b>TAMPA BAY BUCCANEERS</b>	<b>LOUISIANA SUPERDOME</b>	L	<b>10-13</b>	<b>61,709</b>	
12/12	at Atlanta Falcons	Atlanta-Fulton County Stadium	L	0-35	39,535	
12/19	at Dallas Cowboys	Texas Stadium	L	7-21	64,506	
12/26	<b>WASHINGTON REDSKINS</b>	<b>LOUISIANA SUPERDOME</b>	L	<b>10-27</b>	<b>48,667</b>	
1/2	<b>ATLANTA FALCONS</b>	<b>LOUISIANA SUPERDOME</b>	W	<b>35-6</b>	<b>47,336</b>	
					<b>129-160</b>	<b>467,978</b>

## 1983: 8-8 (3rd-NFC West)

9/4	<b>ST. LOUIS CARDINALS</b>	Head Coach: Bum Phillips	<b>LOUISIANA SUPERDOME</b>	W	<b>28-17</b>	<b>60,430</b>
9/11	at Los Angeles Rams	Anaheim Stadium	L	27-30	45,572	
9/18	<b>CHICAGO BEARS</b>	<b>LOUISIANA SUPERDOME</b>	W	<b>34-31 OT</b>	<b>64,692</b>	
9/25	at Dallas Cowboys	Texas Stadium	L	20-21	62,136	
10/2	<b>MIAMI DOLPHINS</b>	<b>LOUISIANA SUPERDOME</b>	W	<b>17-7</b>	<b>66,489</b>	
10/9	at Atlanta Falcons	Atlanta-Fulton County Stadium	W	19-17	51,654	
10/16	<b>SAN FRANCISCO 49ERS</b>	<b>LOUISIANA SUPERDOME</b>	L	<b>13-32</b>	<b>68,154</b>	
10/23	at Tampa Bay Buccaneers	Tampa Stadium	W	24-21	48,242	
10/30	at Buffalo Bills	Rich Stadium	L	21-27	49,413	
11/6	<b>ATLANTA FALCONS</b>	<b>LOUISIANA SUPERDOME</b>	W	<b>27-10</b>	<b>67,062</b>	
11/13	at San Francisco 49ers	Candlestick Park	L	0-27	40,022	
11/21	<b>NEW YORK JETS - MN</b>	<b>LOUISIANA SUPERDOME</b>	L	<b>28-31</b>	<b>68,606</b>	
11/27	<b>MINNESOTA VIKINGS</b>	<b>LOUISIANA SUPERDOME</b>	W	<b>17-16</b>	<b>59,502</b>	
12/4	at New England Patriots	Sullivan Stadium	L	0-7	24,579	
12/11	at Philadelphia Eagles	Veterans Stadium	W	20-17 OT	45,182	
12/18	<b>LOS ANGELES RAMS</b>	<b>LOUISIANA SUPERDOME</b>	L	<b>24-26</b>	<b>70,148</b>	
					<b>319-337</b>	<b>891,883</b>

## 1984: 7-9 (3rd-NFC West)

9/2	<b>ATLANTA FALCONS</b>	Head Coach: Bum Phillips	<b>LOUISIANA SUPERDOME</b>	L	<b>28-36</b>	<b>66,652</b>
9/9	<b>TAMPA BAY BUCCANEERS</b>	<b>LOUISIANA SUPERDOME</b>	W	<b>17-13</b>	<b>54,686</b>	
9/16	at San Francisco 49ers	Candlestick Park	L	20-30	57,611	
9/23	<b>ST. LOUIS CARDINALS</b>	<b>LOUISIANA SUPERDOME</b>	W	<b>34-24</b>	<b>58,723</b>	
9/30	at Houston Oilers	Astrodome	W	27-10	43,108	
10/7	at Chicago Bears	Soldier Field	L	7-20	53,752	
10/14	<b>LOS ANGELES RAMS</b>	<b>LOUISIANA SUPERDOME</b>	L	<b>10-28</b>	<b>63,161</b>	
10/21	at Dallas Cowboys - SN	Texas Stadium	L	27-30 OT	50,966	
10/28	at Cleveland Browns	Municipal Stadium	W	16-14	52,849	
11/4	<b>GREEN BAY PACKERS</b>	<b>LOUISIANA SUPERDOME</b>	L	<b>13-23</b>	<b>57,426</b>	

# SEASON RESULTS (1984-87)

11/11	at Atlanta Falcons	Atlanta-Fulton County Stadium	W	17-13	40,590
11/19	PITTSBURGH STEELERS - MN	LOUISIANA SUPERDOME	W	27-24	66,005
11/25	SAN FRANCISCO 49ERS	LOUISIANA SUPERDOME	L	3-35	65,117
12/2	at Los Angeles Rams	Anaheim Stadium	L	21-34	49,348
12/9	CINCINNATI BENGALS	LOUISIANA SUPERDOME	L	21-24	40,855
12/15	at New York Giants	Giants Stadium	W	10-3	63,739
				<b>298-361</b>	<b>884,588</b>

## 1985: 5-11 (3rd-NFC West)

Head Coaches: Bum Phillips (12 games, 4-8) & Wade Phillips (4 games, 1-3)

9/8	KANSAS CITY CHIEFS	LOUISIANA SUPERDOME	L	27-47	57,760
9/15	at Denver Broncos	Mile High Stadium	L	23-34	74,488
9/22	TAMPA BAY BUCCANEERS	LOUISIANA SUPERDOME	W	20-13	45,320
9/29	at San Francisco 49ers	Candlestick Park	W	20-17	58,053
10/6	PHILADELPHIA EAGLES	LOUISIANA SUPERDOME	W	23-21	56,364
10/13	at Los Angeles Raiders	L.A. Memorial Coliseum	L	13-23	48,152
10/20	at Atlanta Falcons	Atlanta-Fulton County Stadium	L	24-31	44,784
10/27	NEW YORK GIANTS	LOUISIANA SUPERDOME	L	13-21	54,082
11/3	at Los Angeles Rams	Anaheim Stadium	L	10-28	49,030
11/10	SEATTLE SEAHAWKS	LOUISIANA SUPERDOME	L	3-27	47,365
11/17	at Green Bay Packers (Milw.)	Milwaukee County Stadium	L	14-38	52,104
11/24	at Minnesota Vikings	Metrodome	W	30-23	54,117
12/1	LOS ANGELES RAMS	LOUISIANA SUPERDOME	W	29-3	44,122
12/8	at St. Louis Cardinals	Busch Stadium	L	16-28	29,527
12/15	SAN FRANCISCO 49ERS	LOUISIANA SUPERDOME	L	19-31	46,065
12/22	ATLANTA FALCONS	LOUISIANA SUPERDOME	L	10-16	37,717
				<b>294-401</b>	<b>799,410</b>

## 1986: 7-9 (4th-NFC West)

Head Coach: Jim Mora

9/7	ATLANTA FALCONS	LOUISIANA SUPERDOME	L	10-31	67,950
9/14	GREEN BAY PACKERS	LOUISIANA SUPERDOME	W	24-10	46,383
9/21	at San Francisco 49ers	Candlestick Park	L	17-26	58,297
9/28	at New York Giants	Giants Stadium	L	17-20	72,769
10/5	WASHINGTON REDSKINS	LOUISIANA SUPERDOME	L	6-14	57,378
10/12	at Indianapolis Colts	Hoosier Dome	W	17-14	53,512
10/19	TAMPA BAY BUCCANEERS	LOUISIANA SUPERDOME	W	38-7	43,355
10/26	at New York Jets	Giants Stadium	L	23-28	44,246
11/2	SAN FRANCISCO 49ERS	LOUISIANA SUPERDOME	W	23-10	53,234
11/9	LOS ANGELES RAMS	LOUISIANA SUPERDOME	W	6-0	62,352
11/16	at St. Louis Cardinals	Busch Stadium	W	16-7	32,069
11/23	at Los Angeles Rams	Anaheim Stadium	L	13-26	58,600
11/30	NEW ENGLAND PATRIOTS	LOUISIANA SUPERDOME	L	20-21	58,259
12/7	MIAMI DOLPHINS	LOUISIANA SUPERDOME	L	27-31	64,761
12/14	at Atlanta Falcons	Atlanta-Fulton County Stadium	W	14-9	39,994
12/21	at Minnesota Vikings	Metrodome	L	17-33	51,209
				<b>288-287</b>	<b>864,368</b>

## 1987: 12-3 (2nd-NFC West)

Head Coach: Jim Mora

9/13	CLEVELAND BROWNS	LOUISIANA SUPERDOME	W	28-21	59,900
9/20	at Philadelphia Eagles	Veterans Stadium	L	17-27	57,485
10/4	LOS ANGELES RAMS	LOUISIANA SUPERDOME	W	37-10	29,745
10/11	at St. Louis Cardinals	Busch Stadium	L	19-24	11,795
10/18	at Chicago Bears	Soldier Field	W	19-17	46,813
10/25	SAN FRANCISCO 49ERS	LOUISIANA SUPERDOME	L	22-24	60,497
11/1	at Atlanta Falcons	Atlanta-Fulton County Stadium	W	38-0	42,196
11/8	at Los Angeles Rams	Anaheim Stadium	W	31-14	43,379
11/15	at San Francisco 49ers	Candlestick Park	W	26-24	60,436
11/22	NEW YORK GIANTS	LOUISIANA SUPERDOME	W	23-14	67,639
11/29	at Pittsburgh Steelers	Three Rivers Stadium	W	20-16	47,896
12/6	TAMPA BAY BUCCANEERS	LOUISIANA SUPERDOME	W	44-34	66,471
12/13	HOUSTON OILERS	LOUISIANA SUPERDOME	W	24-10	68,257
12/20	at Cincinnati Bengals	Riverfront Stadium	W	41-24	43,424
12/27	GREEN BAY PACKERS	LOUISIANA SUPERDOME	W	33-24	68,364
				<b>422-283</b>	<b>774,297</b>

OWNERSHIP

FOOTBALL

ADMINISTRATION

RECORDS

HISTORY



# SEASON RESULTS (1987-90)

1/3	MINNESOTA VIKINGS	NFC Wild Card Playoff LOUISIANA SUPERDOME	L	10-44	68,127
-----	-------------------	--	---	-------	--------

## 1988: 10-6 (3rd-NFC West)

9/4	SAN FRANCISCO 49ERS	Head Coach: Jim Mora LOUISIANA SUPERDOME	L	33-34	66,357
9/11	at Atlanta Falcons	Atlanta-Fulton County Stadium	W	29-21	48,901
9/18	at Detroit Lions	Silverdome	W	22-14	32,943
9/25	TAMPA BAY BUCCANEERS	LOUISIANA SUPERDOME	W	13-9	66,671
10/3	DALLAS COWBOYS - MN	LOUISIANA SUPERDOME	W	20-17	68,474
10/9	at San Diego Chargers	Jack Murphy Stadium	W	23-17	42,693
10/16	at Seattle Seahawks	Kingdome	W	20-19	63,569
10/23	LOS ANGELES RAIDERS	LOUISIANA SUPERDOME	W	20-6	66,249
10/30	LOS ANGELES RAMS	LOUISIANA SUPERDOME	L	10-12	68,238
11/6	at Washington Redskins	R.F.K. Stadium	L	24-27	54,183
11/13	at Los Angeles Rams	Anaheim Stadium	W	14-10	63,305
11/20	DENVER BRONCOS	LOUISIANA SUPERDOME	W	42-0	68,075
11/27	NEW YORK GIANTS - SN	LOUISIANA SUPERDOME	L	12-13	66,526
12/4	at Minnesota Vikings	Metrodome	L	3-45	61,215
12/11	at San Francisco 49ers	Candlestick Park	L	17-30	62,977
12/18	ATLANTA FALCONS	LOUISIANA SUPERDOME	W	10-9	60,566
				312-283	960,942

## 1989: 9-7 (3rd-NFC West)

9/10	DALLAS COWBOYS	Head Coach: Jim Mora LOUISIANA SUPERDOME	W	28-0	66,977
9/17	at Green Bay Packers	Lambeau Field	L	34-35	55,809
9/24	at Tampa Bay Buccaneers	Tampa Stadium	L	10-20	44,053
10/1	WASHINGTON REDSKINS	LOUISIANA SUPERDOME	L	14-16	64,358
10/8	SAN FRANCISCO 49ERS	LOUISIANA SUPERDOME	L	20-24	60,488
10/15	NEW YORK JETS	LOUISIANA SUPERDOME	W	29-14	59,521
10/22	at Los Angeles Rams	Anaheim Stadium	W	40-21	57,567
10/29	ATLANTA FALCONS	LOUISIANA SUPERDOME	W	20-13	65,153
11/6	at San Francisco 49ers - MN	Candlestick Park	L	13-31	60,667
11/12	at New England Patriots	Sullivan Stadium	W	28-24	47,680
11/19	at Atlanta Falcons	Atlanta-Fulton County Stadium	W	26-17	53,173
11/26	LOS ANGELES RAMS - SN	LOUISIANA SUPERDOME	L	17-20	64,274
12/3	at Detroit Lions	Silverdome	L	14-21	38,550
12/10	at Buffalo Bills	Rich Stadium	W	22-19	70,037
12/18	PHILADELPHIA EAGLES - MN	LOUISIANA SUPERDOME	W	30-20	59,218
12/24	INDIANAPOLIS COLTS	LOUISIANA SUPERDOME	W	41-6	49,009
				386-301	916,534

## 1990: 8-8 (2nd-NFC West)

9/10	SAN FRANCISCO 49ERS - MN	Head Coach: Jim Mora LOUISIANA SUPERDOME	L	12-13	68,629
9/16	at Minnesota Vikings	Metrodome	L	3-32	56,272
9/23	PHOENIX CARDINALS	LOUISIANA SUPERDOME	W	28-7	61,110
10/7	at Atlanta Falcons	Atlanta-Fulton County Stadium	L	27-28	57,401
10/14	CLEVELAND BROWNS	LOUISIANA SUPERDOME	W	25-20	68,608
10/21	at Houston Oilers	Astrodome	L	10-23	57,908
10/28	DETROIT LIONS	LOUISIANA SUPERDOME	L	10-27	64,368
11/4	at Cincinnati Bengals	Riverfront Stadium	W	21-7	60,067
11/11	TAMPA BAY BUCCANEERS	LOUISIANA SUPERDOME	W	35-7	67,865
11/18	at Washington Redskins	R.F.K. Stadium	L	17-31	52,573
11/25	ATLANTA FALCONS	LOUISIANA SUPERDOME	W	10-7	68,629
12/2	at Dallas Cowboys	Texas Stadium	L	13-17	60,087
12/9	at Los Angeles Rams	Anaheim Stadium	W	24-20	56,864
12/16	PITTSBURGH STEELERS	LOUISIANA SUPERDOME	L	6-9	68,582
12/23	at San Francisco 49ers	Candlestick Park	W	13-10	60,112
12/31	LOS ANGELES RAMS - MN	LOUISIANA SUPERDOME	W	20-17	68,647
				274-275	997,722
		NFC Wild Card Playoff			
1/6	at Chicago Bears	Soldier Field	L	6-16	60,767

# SEASON RESULTS (1991-93)

## 1991: 11-5 (1st-NFC West)

		<b>Head Coach: Jim Mora</b>			
9/1	SEATTLE SEAHAWKS	LOUISIANA SUPERDOME	W	27-24	68,492
9/8	at Kansas City Chiefs	Arrowhead Stadium	W	17-10	74,816
9/15	LOS ANGELES RAMS - SN	LOUISIANA SUPERDOME	W	24-7	68,583
9/22	MINNESOTA VIKINGS	LOUISIANA SUPERDOME	W	26-0	68,591
9/29	at Atlanta Falcons	Atlanta-Fulton County Stadium	W	27-6	56,556
10/13	at Philadelphia Eagles	Veterans Stadium	W	13-6	64,224
10/20	TAMPA BAY BUCCANEERS	LOUISIANA SUPERDOME	W	23-7	68,591
10/27	CHICAGO BEARS	LOUISIANA SUPERDOME	L	17-20	68,591
11/3	at Los Angeles Rams	Anaheim Stadium	W	24-17	58,713
11/10	SAN FRANCISCO 49ERS	LOUISIANA SUPERDOME	W	10-3	68,591
11/17	at San Diego Chargers	Jack Murphy Stadium	L	21-24	48,420
11/24	ATLANTA FALCONS - SN	LOUISIANA SUPERDOME	L	20-23 OT	68,591
12/1	at San Francisco 49ers	Candlestick Park	L	24-38	62,092
12/8	at Dallas Cowboys	Texas Stadium	L	14-23	64,530
12/16	LOS ANGELES RAIDERS - MN	LOUISIANA SUPERDOME	W	27-0	68,625
12/22	at Phoenix Cardinals	Sun Devil Stadium	W	27-3	30,928
		<b>NFC Wild Card Playoff</b>		<b>341-211</b>	<b>1,008,934</b>
12/28	ATLANTA FALCONS	LOUISIANA SUPERDOME	L	20-27	68,794

## 1992: 12-4 (2nd-NFC West)

		<b>Head Coach: Jim Mora</b>			
9/6	at Philadelphia Eagles	Veterans Stadium	L	13-15	63,513
9/13	CHICAGO BEARS	LOUISIANA SUPERDOME	W	28-6	68,591
9/20	at Atlanta Falcons	Georgia Dome	W	10-7	67,328
9/27	SAN FRANCISCO 49ERS - SN	LOUISIANA SUPERDOME	L	10-16	68,591
10/4	at Detroit Lions	Silverdome	W	13-7	66,971
10/11	LOS ANGELES RAMS - SN	LOUISIANA SUPERDOME	W	13-10	68,591
10/18	at Phoenix Cardinals	Sun Devil Stadium	W	30-21	27,735
11/1	TAMPA BAY BUCCANEERS	LOUISIANA SUPERDOME	W	23-21	68,591
11/8	at New England Patriots	Foxboro Stadium	W	31-14	45,413
11/15	at San Francisco 49ers	Candlestick Park	L	20-21	64,895
11/23	WASHINGTON REDSKINS - MN	LOUISIANA SUPERDOME	W	20-3	68,591
11/29	MIAMI DOLPHINS	LOUISIANA SUPERDOME	W	24-13	68,591
12/3	ATLANTA FALCONS - TN	LOUISIANA SUPERDOME	W	22-14	68,591
12/13	at Los Angeles Rams	Anaheim Stadium	W	37-14	47,355
12/20	BUFFALO BILLS	LOUISIANA SUPERDOME	L	16-20	68,591
12/26	at New York Jets - SAT	Giants Stadium	W	20-0	45,614
		<b>NFC Wild Card Playoff</b>		<b>330-202</b>	<b>977,552</b>
1/3	PHILADELPHIA EAGLES	LOUISIANA SUPERDOME	L	20-36	68,893

## 1993: 8-8 (2nd-NFC West)

		<b>Head Coach: Jim Mora</b>			
9/5	HOUSTON OILERS - SN	LOUISIANA SUPERDOME	W	33-21	69,029
9/12	at Atlanta Falcons	Georgia Dome	W	34-31	64,287
9/19	DETROIT LIONS	LOUISIANA SUPERDOME	W	14-3	69,039
9/26	SAN FRANCISCO 49ERS	LOUISIANA SUPERDOME	W	16-13	69,041
10/3	at Los Angeles Rams	Anaheim Stadium	W	37-6	50,709
10/17	at Pittsburgh Steelers	Three Rivers Stadium	L	14-37	56,056
10/24	ATLANTA FALCONS	LOUISIANA SUPERDOME	L	15-26	69,043
10/31	at Phoenix Cardinals	Sun Devil Stadium	W	20-17	36,778
11/14	GREEN BAY PACKERS	LOUISIANA SUPERDOME	L	17-19	69,043
11/22	at San Francisco 49ers - MN	Candlestick Park	L	7-42	66,500
11/28	at Minnesota Vikings	Metrodome	W	17-14	53,030
12/5	at Cleveland Browns	Municipal Stadium	L	13-17	60,388
12/12	LOS ANGELES RAMS	LOUISIANA SUPERDOME	L	20-23	69,033
12/20	NEW YORK GIANTS - MN	LOUISIANA SUPERDOME	L	14-24	69,036
12/26	at Philadelphia Eagles	Veterans Stadium	L	26-37	50,085
1/2	CINCINNATI BENGALS	LOUISIANA SUPERDOME	W	20-13	58,036
				<b>317-343</b>	<b>979,133</b>

OWNERSHIP

FOOTBALL

ADMINISTRATION

RECORDS

HISTORY



# SEASON RESULTS (1994-97)

## 1994: 7-9 (2nd-NFC West)

9/4	KANSAS CITY CHIEFS	Head Coach: Jim Mora			
9/11	WASHINGTON REDSKINS	LOUISIANA SUPERDOME	L	17-30	69,362
9/18	at Tampa Bay Buccaneers	LOUISIANA SUPERDOME	L	24-38	58,049
9/25	at San Francisco 49ers	Tampa Stadium	W	9-7	45,522
10/2	NEW YORK GIANTS	Candlestick Park	L	13-24	63,971
10/9	at Chicago Bears	LOUISIANA SUPERDOME	W	27-22	55,076
10/16	SAN DIEGO CHARGERS	Soldier Field	L	7-17	63,822
10/23	LOS ANGELES RAMS	LOUISIANA SUPERDOME	L	22-36	50,565
11/6	at Minnesota Vikings	LOUISIANA SUPERDOME	W	37-34	47,908
11/13	ATLANTA FALCONS	Metrodome	L	20-21	57,564
11/20	at Los Angeles Raiders	LOUISIANA SUPERDOME	W	33-32	60,313
11/28	SAN FRANCISCO 49ERS - MN	L.A. Memorial Coliseum	L	19-24	41,722
12/4	at Los Angeles Rams	LOUISIANA SUPERDOME	L	14-35	61,304
12/11	at Atlanta Falcons - SN	Anaheim Stadium	W	31-15	34,960
12/19	DALLAS COWBOYS - MN	Georgia Dome	W	29-20	61,307
12/24	at Denver Broncos - SAT	LOUISIANA SUPERDOME	L	16-24	67,323
		Mile High Stadium	W	30-28	64,445
				<b>348-407</b>	<b>903,213</b>

## 1995: 7-9 (5th-NFC West)

9/3	SAN FRANCISCO 49ERS	Head Coach: Jim Mora			
9/10	at St. Louis Rams	LOUISIANA SUPERDOME	L	22-24	66,627
9/17	ATLANTA FALCONS	Busch Stadium	L	13-17	59,335
9/24	at New York Giants	LOUISIANA SUPERDOME	L	24-27	57,442
10/1	PHILADELPHIA EAGLES	Giants Stadium	L	29-45	72,619
10/15	MIAMI DOLPHINS	LOUISIANA SUPERDOME	L	10-15	43,938
10/22	at Carolina Panthers	LOUISIANA SUPERDOME	W	33-30	55,628
10/29	at San Francisco 49ers	Clemson Memorial Stadium	L	3-20	55,484
11/5	ST. LOUIS RAMS	3Com Park	W	11-7	65,272
11/12	INDIANAPOLIS COLTS	LOUISIANA SUPERDOME	W	19-10	43,120
11/19	at Minnesota Vikings	LOUISIANA SUPERDOME	W	17-14	44,122
11/26	CAROLINA PANTHERS - SN	Metrodome	L	24-43	58,108
12/3	at New England Patriots	LOUISIANA SUPERDOME	W	34-26	39,580
12/10	at Atlanta Falcons	Foxboro Stadium	W	31-17	59,876
12/16	GREEN BAY PACKERS - SAT	Georgia Dome	L	14-19	54,603
12/24	at New York Jets	LOUISIANA SUPERDOME	L	23-34	50,132
		Giants Stadium	W	12-0	28,885
				<b>319-348</b>	<b>854,771</b>

## 1996: 3-13 (5th-NFC West)

		Head Coaches: Jim Mora (8 games, 2-6) & Rick Venturi (8 games, 1-7)			
9/1	at San Francisco 49ers	3Com Park	L	11-27	63,970
9/8	CAROLINA PANTHERS	LOUISIANA SUPERDOME	L	20-22	43,288
9/15	at Cincinnati Bengals	Riverfront Stadium	L	15-30	45,412
9/22	ARIZONA CARDINALS	LOUISIANA SUPERDOME	L	14-28	34,316
9/29	at Baltimore Ravens	Memorial Stadium	L	10-17	61,063
10/6	JACKSONVILLE JAGUARS	LOUISIANA SUPERDOME	W	17-13	34,231
10/13	CHICAGO BEARS	LOUISIANA SUPERDOME	W	27-24	43,512
10/20	at Carolina Panthers	Ericsson Stadium	L	7-19	70,888
11/3	SAN FRANCISCO 49ERS - SN	LOUISIANA SUPERDOME	L	17-24	53,297
11/10	HOUSTON OILERS	LOUISIANA SUPERDOME	L	14-31	34,121
11/17	at Atlanta Falcons	Georgia Dome	L	15-17	43,119
11/24	at Tampa Bay Buccaneers	Houlihan's Stadium	L	7-13	40,203
12/1	ST. LOUIS RAMS	LOUISIANA SUPERDOME	L	10-26	26,310
12/8	ATLANTA FALCONS	LOUISIANA SUPERDOME	L	15-31	32,923
12/15	at New York Giants	Giants Stadium	W	17-3	52,530
12/21	at St. Louis Rams	Trans World Dome	L	13-14	57,681
				<b>229-339</b>	<b>736,864</b>

## 1997: 6-10 (4th-NFC West)

		Head Coach: Mike Ditka			
8/31	at St. Louis Rams	Trans World Dome	L	24-38	64,575
9/7	SAN DIEGO CHARGERS	LOUISIANA SUPERDOME	L	6-20	65,760
9/14	at San Francisco 49ers	3Com Park	L	7-33	61,838

# SEASON RESULTS (1997-2000)

9/21	<b>DETROIT LIONS</b>
9/28	at New York Giants
10/5	at Chicago Bears - SN
10/12	<b>ATLANTA FALCONS</b>
10/19	<b>CAROLINA PANTHERS</b>
10/26	<b>SAN FRANCISCO 49ERS</b>
11/9	at Oakland Raiders
11/16	<b>SEATTLE SEAHAWKS</b>
11/23	at Atlanta Falcons
11/30	at Carolina Panthers
12/7	<b>ST. LOUIS RAMS</b>
12/14	<b>ARIZONA CARDINALS</b>
12/21	at Kansas City Chiefs

<b>LOUISIANA SUPERDOME</b>
Giants Stadium
Soldier Field
<b>LOUISIANA SUPERDOME</b>
<b>LOUISIANA SUPERDOME</b>
<b>LOUISIANA SUPERDOME</b>
Oakland Coliseum
<b>LOUISIANA SUPERDOME</b>
Georgia Dome
Ericsson Stadium
<b>LOUISIANA SUPERDOME</b>
<b>LOUISIANA SUPERDOME</b>
Arrowhead Stadium

<b>W</b>	<b>35-17</b>	<b>50,016</b>
L	9-14	68,891
W	20-17	58,865
L	<b>17-23</b>	<b>65,619</b>
L	<b>0-13</b>	<b>50,963</b>
L	<b>0-23</b>	<b>60,443</b>
W	13-10	40,091
<b>W</b>	<b>20-17</b>	<b>OT 50,493</b>
L	3-20	48,620
W	16-13	57,957
L	<b>27-34</b>	<b>54,803</b>
<b>W</b>	<b>27-10</b>	<b>45,517</b>
L	13-25	66,772
	<b>237-327</b>	<b>911,223</b>

## 1998: 6-10 (3rd-NFC West)

9/6	at St. Louis Rams
9/13	<b>CAROLINA PANTHERS</b>
9/27	at Indianapolis Colts
10/4	<b>NEW ENGLAND PATRIOTS</b>
10/11	<b>SAN FRANCISCO 49ERS</b>
10/18	at Atlanta Falcons
10/25	<b>TAMPA BAY BUCCANEERS</b>
11/1	at Carolina Panthers
11/8	at Minnesota Vikings
11/15	<b>ST. LOUIS RAMS</b>
11/22	at San Francisco 49ers - SN
11/29	at Miami Dolphins
12/6	<b>DALLAS COWBOYS</b>
12/13	<b>ATLANTA FALCONS</b>
12/20	at Arizona Cardinals
12/27	<b>BUFFALO BILLS</b>

<b>Head Coach: Mike Ditka</b>
Trans World Dome
<b>LOUISIANA SUPERDOME</b>
RCA Dome
<b>LOUISIANA SUPERDOME</b>
<b>LOUISIANA SUPERDOME</b>
Georgia Dome
<b>LOUISIANA SUPERDOME</b>
Ericsson Stadium
Metrodome
<b>LOUISIANA SUPERDOME</b>
3Com Park
Pro Player Stadium
<b>LOUISIANA SUPERDOME</b>
<b>LOUISIANA SUPERDOME</b>
Sun Devil Stadium
<b>LOUISIANA SUPERDOME</b>

W	24-17	56,943
<b>W</b>	<b>19-14</b>	<b>51,915</b>
W	19-13	OT 48,480
L	<b>27-30</b>	<b>56,172</b>
L	<b>0-31</b>	<b>62,811</b>
L	23-31	60,774
<b>W</b>	<b>9-3</b>	<b>52,695</b>
L	17-31	62,514
L	24-31	63,779
<b>W</b>	<b>24-3</b>	<b>46,430</b>
L	20-31	68,429
L	10-30	73,216
<b>W</b>	<b>22-3</b>	<b>65,065</b>
<b>L</b>	<b>17-27</b>	<b>61,678</b>
L	17-19	51,617
<b>L</b>	<b>33-45</b>	<b>39,707</b>
	<b>305-359</b>	<b>922,225</b>

## 1999: 3-13 (5th-NFC West)

9/12	<b>CAROLINA PANTHERS</b>
9/19	at San Francisco 49ers
10/3	at Chicago Bears
10/10	<b>ATLANTA FALCONS</b>
10/17	<b>TENNESSEE TITANS</b>
10/24	at New York Giants
10/31	<b>CLEVELAND BROWNS</b>
11/7	<b>TAMPA BAY BUCCANEERS</b>
11/14	<b>SAN FRANCISCO 49ERS</b>
11/21	at Jacksonville Jaguars - SN
11/28	at St. Louis Rams
12/5	at Atlanta Falcons
12/12	<b>ST. LOUIS RAMS</b>
12/19	at Baltimore Ravens
12/24	<b>DALLAS COWBOYS - FR</b>
1/2	at Carolina Panthers

<b>Head Coach: Mike Ditka</b>
<b>LOUISIANA SUPERDOME</b>
3Com Park
Soldier Field
<b>LOUISIANA SUPERDOME</b>
<b>LOUISIANA SUPERDOME</b>
Giants Stadium
<b>LOUISIANA SUPERDOME</b>
<b>LOUISIANA SUPERDOME</b>
<b>LOUISIANA SUPERDOME</b>
ALLTEL Stadium
Trans World Dome
Georgia Dome
<b>LOUISIANA SUPERDOME</b>
PSINet Stadium
<b>LOUISIANA SUPERDOME</b>
Ericsson Stadium

<b>W</b>	<b>19-10</b>	<b>58,166</b>
L	21-28	67,685
L	10-14	66,944
L	<b>17-20</b>	<b>57,289</b>
L	<b>21-24</b>	<b>51,875</b>
L	3-31	77,982
L	<b>16-21</b>	<b>48,817</b>
L	<b>16-31</b>	<b>47,129</b>
<b>W</b>	<b>24-6</b>	<b>52,198</b>
L	23-41	69,772
L	12-43	65,864
L	12-35	62,568
<b>L</b>	<b>14-30</b>	<b>46,838</b>
L	8-31	67,597
<b>W</b>	<b>31-24</b>	<b>47,835</b>
L	13-45	56,929
	<b>260-434</b>	<b>945,488</b>

## 2000: 10-6 (1st-NFC West)

9/3	<b>DETROIT LIONS</b>
9/10	at San Diego Chargers
9/17	at Seattle Seahawks
9/24	<b>PHILADELPHIA EAGLES</b>
10/8	at Chicago Bears
10/15	<b>CAROLINA PANTHERS</b>
10/22	at Atlanta Falcons
10/29	at Arizona Cardinals
11/5	<b>SAN FRANCISCO 49ERS</b>

<b>Head Coach: Jim Haslett</b>
<b>LOUISIANA SUPERDOME</b>
Qualcomm Stadium
Husky Stadium
<b>LOUISIANA SUPERDOME</b>
Soldier Field
<b>LOUISIANA SUPERDOME</b>
Georgia Dome
Sun Devil Stadium
<b>LOUISIANA SUPERDOME</b>

<b>L</b>	<b>10-14</b>	<b>64,900</b>
W	28-27	51,300
L	10-20	59,513
<b>L</b>	<b>7-21</b>	<b>64,900</b>
W	31-10	66,944
<b>W</b>	<b>24-6</b>	<b>50,015</b>
W	21-19	56,508
W	21-10	35,016
<b>W</b>	<b>31-15</b>	<b>64,900</b>



# SEASON RESULTS (2000-03)

11/12	at Carolina Panthers	Ericsson Stadium	W	20-10	72,981
11/19	<b>OAKLAND RAIDERS</b>	<b>LOUISIANA SUPERDOME</b>	<b>L</b>	<b>22-31</b>	<b>64,900</b>
11/26	at St. Louis Rams	Trans World Dome	W	31-24	66,064
12/3	<b>DENVER BRONCOS</b>	<b>LOUISIANA SUPERDOME</b>	<b>L</b>	<b>23-38</b>	<b>64,900</b>
12/10	at San Francisco 49ers	3Com Park	W	31-27	67,892
12/17	<b>ATLANTA FALCONS</b>	<b>LOUISIANA SUPERDOME</b>	<b>W</b>	<b>23-7</b>	<b>64,900</b>
12/24	<b>ST. LOUIS RAMS</b>	<b>LOUISIANA SUPERDOME</b>	<b>L</b>	<b>21-26</b>	<b>64,900</b>
				<b>354-305</b>	<b>980,533</b>
<b>NFC Wild Card Playoff</b>					
12/30	<b>ST. LOUIS RAMS</b>	<b>LOUISIANA SUPERDOME</b>	<b>W</b>	<b>31-28</b>	<b>64,900</b>
<b>NFC Divisional Playoff</b>					
1/6	at Minnesota Vikings	Metrodome	L	16-34	63,881

## 2001: 7-9 (3rd-NFC West)

9/9	at Buffalo Bills	Head Coach: Jim Haslett Ralph Wilson Stadium	W	24-6	71,447
9/30	at New York Giants	Giants Stadium	L	13-21	78,451
10/7	<b>MINNESOTA VIKINGS</b>	<b>LOUISIANA SUPERDOME</b>	<b>W</b>	<b>28-15</b>	<b>70,020</b>
10/14	at Carolina Panthers	Ericsson Stadium	W	27-25	72,049
10/21	<b>ATLANTA FALCONS</b>	<b>LOUISIANA SUPERDOME</b>	<b>L</b>	<b>13-20</b>	<b>70,020</b>
10/28	at St. Louis Rams	Dome at America's Center	W	34-31	66,189
11/4	<b>NEW YORK JETS - SN</b>	<b>LOUISIANA SUPERDOME</b>	<b>L</b>	<b>9-16</b>	<b>70,020</b>
11/11	at San Francisco 49ers	3Com Park	L	27-28	68,083
11/18	<b>INDIANAPOLIS COLTS</b>	<b>LOUISIANA SUPERDOME</b>	<b>W</b>	<b>34-20</b>	<b>70,020</b>
11/25	at New England Patriots	Foxboro Stadium	L	17-34	60,292
12/2	<b>CAROLINA PANTHERS</b>	<b>LOUISIANA SUPERDOME</b>	<b>W</b>	<b>27-23</b>	<b>70,020</b>
12/9	at Atlanta Falcons	Georgia Dome	W	28-10	68,826
12/17	<b>ST. LOUIS RAMS - MN</b>	<b>LOUISIANA SUPERDOME</b>	<b>L</b>	<b>21-34</b>	<b>70,332</b>
12/23	at Tampa Bay Buccaneers	Raymond James Stadium	L	21-48	65,526
12/30	<b>WASHINGTON REDSKINS - SN</b>	<b>LOUISIANA SUPERDOME</b>	<b>L</b>	<b>10-40</b>	<b>70,020</b>
1/6	<b>SAN FRANCISCO 49ERS</b>	<b>LOUISIANA SUPERDOME</b>	<b>L</b>	<b>0-38</b>	<b>70,020</b>
				<b>333-409</b>	<b>1,111,335</b>

## 2002: 9-7 (3rd-NFC South)

9/8	at Tampa Bay Buccaneers	Head Coach: Jim Haslett Raymond James Stadium	W	26-20	OT 65,554
9/15	<b>GREEN BAY PACKERS</b>	<b>LOUISIANA SUPERDOME</b>	<b>W</b>	<b>35-20</b>	<b>67,958</b>
9/22	at Chicago Bears	Memorial Stadium	W	29-23	63,216
9/29	at Detroit Lions	Ford Field	L	21-26	60,023
10/6	<b>PITTSBURGH STEELERS</b>	<b>LOUISIANA SUPERDOME</b>	<b>W</b>	<b>32-29</b>	<b>67,734</b>
10/13	at Washington Redskins	FedEx Field	W	43-27	80,768
10/20	<b>SAN FRANCISCO 49ERS</b>	<b>LOUISIANA SUPERDOME</b>	<b>W</b>	<b>35-27</b>	<b>67,903</b>
10/27	<b>ATLANTA FALCONS</b>	<b>LOUISIANA SUPERDOME</b>	<b>L</b>	<b>35-37</b>	<b>67,883</b>
11/10	at Carolina Panthers	Ericsson Stadium	W	34-24	72,566
11/17	at Atlanta Falcons	Georgia Dome	L	17-24	70,382
11/24	<b>CLEVELAND BROWNS</b>	<b>LOUISIANA SUPERDOME</b>	<b>L</b>	<b>15-24</b>	<b>68,295</b>
12/1	<b>TAMPA BAY BUCCANEERS - SN</b>	<b>LOUISIANA SUPERDOME</b>	<b>W</b>	<b>23-20</b>	<b>68,226</b>
12/8	at Baltimore Ravens	Ravens Stadium	W	37-25	69,334
12/15	<b>MINNESOTA VIKINGS</b>	<b>LOUISIANA SUPERDOME</b>	<b>L</b>	<b>31-32</b>	<b>67,851</b>
12/22	at Cincinnati Bengals	Paul Brown Stadium	L	13-20	43,544
12/29	<b>CAROLINA PANTHERS</b>	<b>LOUISIANA SUPERDOME</b>	<b>L</b>	<b>6-10</b>	<b>66,946</b>
				<b>432-388</b>	<b>1,068,183</b>

## 2003: 8-8 (2nd-NFC South)

9/7	at Seattle Seahawks	Head Coach: Jim Haslett Seahawks Stadium	L	10-27	52,250
9/14	<b>HOUSTON TEXANS</b>	<b>LOUISIANA SUPERDOME</b>	<b>W</b>	<b>31-10</b>	<b>68,390</b>
9/21	at Tennessee Titans	The Coliseum	L	12-27	68,809
9/28	<b>INDIANAPOLIS COLTS - SN</b>	<b>LOUISIANA SUPERDOME</b>	<b>L</b>	<b>21-55</b>	<b>70,020</b>
10/5	at Carolina Panthers	Ericsson Stadium	L	13-19	72,496
10/12	<b>CHICAGO BEARS</b>	<b>LOUISIANA SUPERDOME</b>	<b>W</b>	<b>20-13</b>	<b>68,390</b>
10/19	at Atlanta Falcons	Georgia Dome	W	45-17	70,837
10/26	<b>CAROLINA PANTHERS</b>	<b>LOUISIANA SUPERDOME</b>	<b>L</b>	<b>20-23</b>	<b>OT 68,370</b>
11/2	at Tampa Bay Buccaneers	Raymond James Stadium	W	17-14	65,524
11/16	<b>ATLANTA FALCONS</b>	<b>LOUISIANA SUPERDOME</b>	<b>W</b>	<b>23-20</b>	<b>OT 68,432</b>
11/23	at Philadelphia Eagles	Lincoln Financial Field	L	20-33	67,802

# SEASON RESULTS (2003-06)

11/30	at Washington Redskins	FedEx Field	W	24-20	76,821
12/7	<b>TAMPA BAY BUCCANEERS</b>	<b>LOUISIANA SUPERDOME</b>	<b>L</b>	<b>7-14</b>	<b>68,442</b>
12/14	<b>NEW YORK GIANTS - SN</b>	<b>LOUISIANA SUPERDOME</b>	<b>W</b>	<b>45-7</b>	<b>68,399</b>
12/21	at Jacksonville Jaguars	ALLTEL Stadium	L	19-20	49,207
12/28	<b>DALLAS COWBOYS</b>	<b>LOUISIANA SUPERDOME</b>	<b>W</b>	<b>13-7</b>	<b>68,451</b>
				<b>340-326</b>	<b>1,072,640</b>

## 2004: 8-8 (2nd-NFC South)

9/12	<b>SEATTLE SEAHAWKS</b>	<b>LOUISIANA SUPERDOME</b>	<b>L</b>	<b>7-21</b>	<b>64,900</b>
9/19	<b>SAN FRANCISCO 49ERS</b>	<b>LOUISIANA SUPERDOME</b>	<b>W</b>	<b>30-27</b>	<b>64,900</b>
9/26	at St. Louis Rams	Edward Jones Dome	W	28-25	OT 65,856
10/3	at Arizona Cardinals	Sun Devil Stadium	L	10-34	28,109
10/10	<b>TAMPA BAY BUCCANEERS</b>	<b>LOUISIANA SUPERDOME</b>	<b>L</b>	<b>17-20</b>	<b>64,900</b>
10/17	<b>MINNESOTA VIKINGS - SN</b>	<b>LOUISIANA SUPERDOME</b>	<b>L</b>	<b>31-38</b>	<b>64,900</b>
10/24	at Oakland Raiders	Network Associates Coliseum	W	31-26	45,337
11/7	at San Diego Chargers	Qualcomm Stadium	L	17-43	59,662
11/14	<b>KANSAS CITY CHIEFS</b>	<b>LOUISIANA SUPERDOME</b>	<b>W</b>	<b>27-20</b>	<b>64,900</b>
11/21	<b>DENVER BRONCOS</b>	<b>LOUISIANA SUPERDOME</b>	<b>L</b>	<b>13-34</b>	<b>64,900</b>
11/28	at Atlanta Falcons	Georgia Dome	L	21-24	70,521
12/5	<b>CAROLINA PANTHERS</b>	<b>LOUISIANA SUPERDOME</b>	<b>L</b>	<b>21-32</b>	<b>58,878</b>
12/12	at Dallas Cowboys	Texas Stadium	W	27-13	64,056
12/19	at Tampa Bay Buccaneers	Raymond James Stadium	W	21-17	65,075
12/26	<b>ATLANTA FALCONS</b>	<b>LOUISIANA SUPERDOME</b>	<b>W</b>	<b>26-13</b>	<b>64,900</b>
1/2	at Carolina Panthers	Bank of America Stadium	W	21-18	73,302
				<b>348-405</b>	<b>985,096</b>

## 2005: 3-13 (4th-NFC South)

9/11	at Carolina Panthers	Bank of America Stadium	W	23-20	72,920
9/19	<b>NEW YORK GIANTS - MN</b>	<b>GIANTS STADIUM</b>	<b>L</b>	<b>10-27</b>	<b>68,031</b>
9/25	at Minnesota Vikings	Metrodome	L	16-33	63,952
10/2	<b>BUFFALO BILLS</b>	<b>ALAMODOME</b>	<b>W</b>	<b>19-7</b>	<b>58,688</b>
10/9	at Green Bay Packers	Lambeau Field	L	3-52	70,580
10/16	<b>ATLANTA FALCONS</b>	<b>ALAMODOME</b>	<b>L</b>	<b>31-34</b>	<b>65,562</b>
10/23	at St. Louis Rams	Edward Jones Dome	L	17-28	64,586
10/30	<b>MIAMI DOLPHINS</b>	<b>TIGER STADIUM</b>	<b>L</b>	<b>6-21</b>	<b>61,643</b>
11/06	<b>CHICAGO BEARS</b>	<b>TIGER STADIUM</b>	<b>L</b>	<b>17-20</b>	<b>32,637</b>
11/20	at New England Patriots	Gillette Stadium	L	17-24	68,756
11/27	at New York Jets - SN	Giants Stadium	W	21-19	77,152
12/4	<b>TAMPA BAY BUCCANEERS</b>	<b>TIGER STADIUM</b>	<b>L</b>	<b>3-10</b>	<b>34,411</b>
12/12	at Atlanta Falcons - MN	Georgia Dome	L	17-36	70,083
12/18	<b>CAROLINA PANTHERS</b>	<b>TIGER STADIUM</b>	<b>L</b>	<b>10-27</b>	<b>32,551</b>
12/24	<b>DETROIT LIONS</b>	<b>ALAMODOME</b>	<b>L</b>	<b>12-13</b>	<b>63,747</b>
1/1	at Tampa Bay Buccaneers	Raymond James Stadium	L	13-27	65,379
				<b>235-398</b>	<b>970,678</b>

## 2006: 10-6 (1st-NFC South)

9/10	at Cleveland Browns	Cleveland Browns Stadium	W	19-14	72,915
9/17	at Green Bay Packers	Lambeau Field	W	34-27	70,602
9/25	<b>ATLANTA FALCONS - MN</b>	<b>LOUISIANA SUPERDOME</b>	<b>W</b>	<b>23-3</b>	<b>70,003</b>
10/1	at Carolina Panthers	Bank of America Stadium	L	18-21	73,392
10/8	<b>TAMPA BAY BUCCANEERS</b>	<b>LOUISIANA SUPERDOME</b>	<b>W</b>	<b>24-21</b>	<b>68,183</b>
10/15	<b>PHILADELPHIA EAGLES</b>	<b>LOUISIANA SUPERDOME</b>	<b>W</b>	<b>27-24</b>	<b>68,269</b>
10/29	<b>BALTIMORE RAVENS</b>	<b>LOUISIANA SUPERDOME</b>	<b>L</b>	<b>22-35</b>	<b>69,152</b>
11/5	Tampa Bay Buccaneers	Raymond James Stadium	W	31-14	65,561
11/12	Pittsburgh Steelers	Heinz Field	L	31-38	68,001
11/19	<b>CINCINNATI BENGALS</b>	<b>LOUISIANA SUPERDOME</b>	<b>L</b>	<b>16-31</b>	<b>68,001</b>
11/26	Atlanta Falcons	Georgia Dome	W	31-13	70,933
12/3	<b>SAN FRANCISCO 49ERS</b>	<b>LOUISIANA SUPERDOME</b>	<b>W</b>	<b>34-10</b>	<b>68,241</b>
12/10	at Dallas Cowboys	Texas Stadium	W	42-17	63,722
12/17	<b>WASHINGTON REDSKINS</b>	<b>LOUISIANA SUPERDOME</b>	<b>L</b>	<b>10-16</b>	<b>69,052</b>
12/24	at New York Giants	Giants Stadium	W	30-7	78,539
12/31	<b>CAROLINA PANTHERS</b>	<b>LOUISIANA SUPERDOME</b>	<b>L</b>	<b>21-31</b>	<b>69,569</b>
				<b>413-322</b>	<b>1,108,045</b>

OWNERSHIP

FOOTBALL

ADMINISTRATION

RECORDS

HISTORY



# SEASON RESULTS (2006-09)

1/13	PHILADELPHIA EAGLES	NFC Divisional Playoff LOUISIANA SUPERDOME	W	27-24	70,001
1/21	at Chicago Bears	NFC Championship Game Soldier Field	L	14-39	61,817

## 2007: 7-9 (3rd-NFC South)

		Head Coach: Sean Payton			
9/6	at Indianapolis Colts - TN	RCA Dome	L	10-41	57,361
9/16	at Tampa Bay Buccaneers	Raymond James Stadium	L	14-31	65,178
9/24	TENNESSEE TITANS - MN	LOUISIANA SUPERDOME	L	14-31	70,002
10/7	CAROLINA PANTHERS	LOUISIANA SUPERDOME	L	13-16	70,001
10/14	at Seattle Seahawks - SN	Qwest Field	W	28-17	68,296
10/21	ATLANTA FALCONS	LOUISIANA SUPERDOME	W	22-16	69,994
10/28	at San Francisco 49ers	Monster Park	W	31-10	68,244
11/4	JACKSONVILLE JAGUARS	LOUISIANA SUPERDOME	W	41-24	70,009
11/11	ST. LOUIS RAMS	LOUISIANA SUPERDOME	L	29-37	70,003
11/18	at Houston Texans	Reliant Stadium	L	10-23	70,780
11/25	at Carolina Panthers	Bank of America Stadium	W	31-6	72,032
12/2	TAMPA BAY BUCCANEERS	LOUISIANA SUPERDOME	L	23-27	70,009
12/10	at Atlanta Falcons - MN	Georgia Dome	W	34-14	69,553
12/16	ARIZONA CARDINALS	LOUISIANA SUPERDOME	W	31-24	70,007
12/23	PHILADELPHIA EAGLES	LOUISIANA SUPERDOME	L	23-38	70,011
12/30	at Chicago Bears	Soldier Field	L	25-33	62,064
				379-388	1,093,544

## 2008: 8-8 (4th-NFC South)

		Head Coach: Sean Payton			
9/7	TAMPA BAY BUCCANEERS	LOUISIANA SUPERDOME	W	24-20	69,881
9/14	at Washington Redskins	FedEx Field	L	24-29	88,246
9/21	at Denver Broncos	INVESCO Field at Mile High	L	32-34	75,713
9/28	SAN FRANCISCO 49ERS	LOUISIANA SUPERDOME	W	31-17	70,008
10/6	MINNESOTA VIKINGS - MN	LOUISIANA SUPERDOME	L	27-30	70,015
10/12	OAKLAND RAIDERS	LOUISIANA SUPERDOME	W	34-3	70,068
10/19	at Carolina Panthers	Bank of America Stadium	L	7-30	73,687
10/26	SAN DIEGO CHARGERS	WEMBLEY STADIUM	W	37-32	83,226
11/9	at Atlanta Falcons	Georgia Dome	L	20-34	64,826
11/16	at Kansas City Chiefs	Arrowhead Stadium	W	30-20	74,159
11/24	GREEN BAY PACKERS - MN	LOUISIANA SUPERDOME	W	51-29	70,668
11/30	at Tampa Bay Buccaneers	Raymond James Stadium	L	20-23	64,430
12/7	ATLANTA FALCONS	LOUISIANA SUPERDOME	W	29-25	70,011
12/11	at Chicago Bears - TN	Soldier Field	L	24-27	OT 61,692
12/21	at Detroit Lions	Ford Field	W	42-7	49,309
12/28	CAROLINA PANTHERS	LOUISIANA SUPERDOME	L	31-33	69,999
				463-393	1,125,938

## 2009: 13-3 (1st-NFC South)

		Head Coach: Sean Payton			
9/13	DETROIT LIONS	LOUISIANA SUPERDOME	W	45-27	69,719
9/20	at Philadelphia Eagles	Lincoln Financial Field	W	48-22	69,144
9/27	at Buffalo Bills	Ralph Wilson Stadium	W	27-7	70,261
10/4	NEW YORK JETS	LOUISIANA SUPERDOME	W	24-10	70,009
10/18	NEW YORK GIANTS	LOUISIANA SUPERDOME	W	48-27	70,011
10/25	at Miami Dolphins	LandShark Stadium	W	46-34	66,689
11/2	ATLANTA FALCONS - MN	LOUISIANA SUPERDOME	W	35-27	70,088
11/8	CAROLINA PANTHERS	LOUISIANA SUPERDOME	W	30-20	70,011
11/15	at St. Louis Rams	Edward Jones Dome	W	28-23	59,858
11/22	at Tampa Bay Buccaneers	Raymond James Stadium	W	38-7	62,720
11/30	NEW ENGLAND PATRIOTS - MN	LOUISIANA SUPERDOME	W	38-17	70,768
12/6	at Washington Redskins	FedEx Field	W	33-30	OT 84,520
12/13	at Atlanta Falcons	Georgia Dome	W	26-23	68,930
12/19	DALLAS COWBOYS - SAT	LOUISIANA SUPERDOME	L	17-24	70,213
12/27	TAMPA BAY BUCCANEERS	LOUISIANA SUPERDOME	L	17-20	OT 70,021
1/3	at Carolina Panthers	Bank of America Stadium	L	10-23	73,047
				510-341	1,116,009
1/16	ARIZONA CARDINALS	NFC Divisional Playoff LOUISIANA SUPERDOME	W	45-14	70,149

# SEASON RESULTS (2009-12)

1/24	MINNESOTA VIKINGS	NFC Championship Game LOUISIANA SUPERDOME	W	31-28	OT	71,276
2/7	vs. Indianapolis Colts	Super Bowl XLIV - Miami Gardens, Fla. Sun Life Stadium	W	31-17		74,059

## 2010: 11-5 (2nd-NFC South)

9/9	MINNESOTA VIKINGS - TN	Head Coach: Sean Payton LOUISIANA SUPERDOME	W	14-9		70,051
9/20	at San Francisco 49ers - MN	Candlestick Park	W	25-22		69,732
9/26	ATLANTA FALCONS	LOUISIANA SUPERDOME	L	24-27	OT	70,051
10/3	CAROLINA PANTHERS	LOUISIANA SUPERDOME	W	16-14		70,016
10/10	at Arizona Cardinals	University of Phoenix Stadium	L	20-30		62,621
10/17	at Tampa Bay Buccaneers	Raymond James Stadium	W	31-6		51,759
10/24	CLEVELAND BROWNS	LOUISIANA SUPERDOME	L	17-30		70,077
10/31	PITTSBURGH STEELERS - SN	LOUISIANA SUPERDOME	W	20-10		70,011
11/7	at Carolina Panthers	Bank of America Stadium	W	34-3		73,191
11/21	SEATTLE SEAHAWKS	LOUISIANA SUPERDOME	W	34-19		70,015
11/25	at Dallas Cowboys - Thur	Cowboys Stadium	W	30-27		93,985
12/5	at Cincinnati Bengals	Paul Brown Stadium	W	34-30		59,963
12/12	ST. LOUIS RAMS	LOUISIANA SUPERDOME	W	31-13		70,015
12/19	at Baltimore Ravens	M&T Bank Stadium	L	24-30		59,963
12/27	at Atlanta Falcons - MN	Georgia Dome	W	17-14		70,144
1/2	TAMPA BAY BUCCANEERS	LOUISIANA SUPERDOME	L	13-23		70,068
				384-307		1,113,131
1/8	at Seattle Seahawks	NFC Wild Card Playoff Qwest Field	L	36-41		66,336

## 2011: 13-3 (1st-NFC South)

9/8	at Green Bay Packers - TN	Head Coach: Sean Payton Lambeau Field	L	34-42		70,555
9/18	CHICAGO BEARS	LOUISIANA SUPERDOME	W	30-13		73,109
9/25	HOUSTON TEXANS	LOUISIANA SUPERDOME	W	40-33		73,002
10/2	at Jacksonville Jaguars	EverBank Field	W	23-10		62,471
10/9	at Carolina Panthers	Bank of America Stadium	W	30-27		72,769
10/16	at Tampa Bay Buccaneers	Raymond James Stadium	L	20-26		56,590
10/23	INDIANAPOLIS COLTS - SN	MERCEDES-BENZ SUPERDOME	W	62-7		73,012
10/30	at St. Louis Rams	Edward Jones Dome	L	21-31		57,179
11/6	TAMPA BAY BUCCANEERS	MERCEDES-BENZ SUPERDOME	W	27-16		73,043
11/13	at Atlanta Falcons	Georgia Dome	W	26-23	OT	70,359
11/28	NEW YORK GIANTS - MN	MERCEDES-BENZ SUPERDOME	W	49-24		73,068
12/4	DETROIT LIONS - SN	MERCEDES-BENZ SUPERDOME	W	31-17		73,042
12/11	at Tennessee Titans	LP Field	W	22-17		69,143
12/18	at Minnesota Vikings	Mall of America Field	W	42-20		62,623
12/26	ATLANTA FALCONS - MN	MERCEDES-BENZ SUPERDOME	W	45-16		73,085
1/1	CAROLINA PANTHERS	MERCEDES-BENZ SUPERDOME	W	45-17		73,065
				547-339		1,106,095
1/7	DETROIT LIONS - SAT	NFC Wild Card Playoff MERCEDES-BENZ SUPERDOME	W	45-28		73,038
1/14	at San Francisco 49ers - SAT	NFC Divisional Playoff Candlestick Park	L	32-36		69,732

## 2012: 7-9 (3rd-NFC South)

		Head Coaches: Aaron Kromer (6 games, 2-4) & Joe Vitt (10 games, 5-5)				
9/9	WASHINGTON REDSKINS	MERCEDES-BENZ SUPERDOME	L	32-40		72,180
9/16	at Carolina Panthers	Bank of America Stadium	L	27-35		72,879
9/23	KANSAS CITY CHIEFS	MERCEDES-BENZ SUPERDOME	L	24-27	OT	72,226
9/30	at Green Bay Packers	Lambeau Field	L	27-28		70,571
10/7	SAN DIEGO CHARGERS - SN	MERCEDES-BENZ SUPERDOME	W	31-24		73,109
10/21	at Tampa Bay Buccaneers	Raymond James Stadium	W	35-28		58,906
10/28	at Denver Broncos - SN	Sports Authority Field at Mile High	L	14-34		76,832
11/5	PHILADELPHIA EAGLES - MN	MERCEDES-BENZ SUPERDOME	W	28-13		73,099
11/11	ATLANTA FALCONS	MERCEDES-BENZ SUPERDOME	W	31-27		73,126
11/18	at Oakland Raiders	O.co Coliseum	W	38-17		56,880
11/25	SAN FRANCISCO 49ERS	MERCEDES-BENZ SUPERDOME	L	21-31		73,147
11/29	at Atlanta Falcons - TN	Georgia Dome	L	13-23		70,514
12/9	at New York Giants	MetLife Stadium	L	27-52		81,437

OWNERSHIP

FOOTBALL

ADMINISTRATION

RECORDS

HISTORY



## SEASON RESULTS (2012-14)

12/16	TAMPA BAY BUCCANEERS	MERCEDES-BENZ SUPERDOME	W	41-0	73,096
12/23	at Dallas Cowboys	Cowboys Stadium	W	34-31 OT	92,570
12/30	CAROLINA PANTHERS	MERCEDES-BENZ SUPERDOME	L	38-44	73,124
				461-454	1,163,696

## 2013: 11-5 (2nd-NFC South)

9/8	ATLANTA FALCONS	Head Coach: Sean Payton			
9/15	at Tampa Bay Buccaneers	MERCEDES-BENZ SUPERDOME	W	23-17	72,348
9/22	ARIZONA CARDINALS	Raymond James Stadium	W	16-14	60,870
9/30	MIAMI DOLPHINS - MN	MERCEDES-BENZ SUPERDOME	W	31-7	73,057
10/6	at Chicago Bears	MERCEDES-BENZ SUPERDOME	W	38-17	73,118
10/13	at New England Patriots	Soldier Field	W	26-18	62,361
10/27	BUFFALO BILLS	Gillette Stadium	L	27-30	68,756
11/3	at New York Jets	MERCEDES-BENZ SUPERDOME	W	49-17	73,018
11/10	DALLAS COWBOYS - SN	MetLife Stadium	L	20-26	76,957
11/17	SAN FRANCISCO 49ERS	MERCEDES-BENZ SUPERDOME	W	49-24	73,068
11/21	at Atlanta Falcons - TN	MERCEDES-BENZ SUPERDOME	W	23-20	73,025
12/2	at Seattle Seahawks - MN	Georgia Dome	W	17-13	70,422
12/8	CAROLINA PANTHERS - SN	CenturyLink Field	L	7-34	68,387
12/15	at St. Louis Rams	MERCEDES-BENZ SUPERDOME	W	31-13	73,089
12/22	at Carolina Panthers	Edward Jones Dome	L	16-27	58,442
12/29	TAMPA BAY BUCCANEERS	Bank of America Stadium	L	13-17	73,825
				42-17	73,150
				414-304	1,123,230
NFC Wild Card Playoff					
1/7	at Philadelphia Eagles - SAT	Lincoln Financial Field	W	26-24	69,144
NFC Divisional Playoff					
1/14	at Seattle Seahawks - SAT	CenturyLink Field	L	15-23	68,388

## 2014: 7-9 (2nd-NFC South)

9/7	at Atlanta Falcons	Head Coach: Sean Payton			
9/14	at Cleveland	Georgia Dome	L	34-37 OT	70,706
9/21	MINNESOTA VIKINGS	FirstEnergy Stadium	L	24-26	67,407
9/28	at Dallas Cowboys - SN	MERCEDES-BENZ SUPERDOME	W	20-9	73,005
10/5	TAMPA BAY BUCCANEERS	AT&T Stadium	L	17-38	91,176
10/19	at Detroit Lions	MERCEDES-BENZ SUPERDOME	W	37-31 OT	73,004
10/26	GREEN BAY PACKERS - SN	Ford Field	L	23-24	63,271
10/30	at Carolina Panthers - TN	MERCEDES-BENZ SUPERDOME	W	44-23	73,146
11/9	SAN FRANCISCO 49ERS	Bank of America Stadium	W	28-10	73,663
11/16	CINCINNATI BENGALS	MERCEDES-BENZ SUPERDOME	L	24-27 OT	73,129
11/24	BALTIMORE RAVENS - MN	MERCEDES-BENZ SUPERDOME	L	10-27	73,073
11/30	at Pittsburgh Steelers	MERCEDES-BENZ SUPERDOME	L	27-34	73,373
12/7	CAROLINA PANTHERS	Heinz Field	W	35-32	61,916
12/15	at Chicago Bears - MN	MERCEDES-BENZ SUPERDOME	L	10-41	73,006
12/21	ATLANTA FALCONS	Soldier Field	W	31-15	60,996
12/28	at Tampa Bay Buccaneers	MERCEDES-BENZ SUPERDOME	L	14-30	73,164
				23-20	59,952
				401-424	1,133,987

## Regular Season

	Overall	Pct.	Home	Pct.	Road	Pct.
Totals Since 1967:	324-409-5	.442	176-192-1	.466	148-217-4	.407
Tulane Stadium (1967-74):			23-32-1	.420		
Mercedes-Benz Superdome (1975-2004, 2006-present):			151-152	.498		
Giants Stadium (2005):			0-1	.000		
San Antonio Alamodome (2005):			1-2	.333		
Tiger Stadium (2005):			0-4	.000		
Wembley Stadium (2008):			1-0	1.000		

## Postseason

Totals	Overall <sup>S</sup>	Pct.	Home	Pct.	Road	Pct.
Mercedes-Benz Superdome (1975-present)	7-9	.438	5-3	.625	1-6	.143
			5-3	.625		

<sup>S</sup> - includes Super Bowl XLIV (neutral site).

# SERIES RECORDS

## REGULAR SEASON (Home Games in Bold)

### Arizona Cardinals (13-14-0)

Date	W/L	Score	Site	Attendance
12/3/67	L	20-31	Busch Stadium	41,171
<b>9/29/68</b>	<b>L</b>	<b>20-21</b>	<b>Tulane Stadium</b>	<b>79,021</b>
10/27/68	L	17-31	Busch Stadium	45,476
11/2/69	W	51-42	Busch Stadium	46,718
10/11/70	L	17-24	Busch Stadium	45,294
<b>12/8/74</b>	<b>W</b>	<b>14-0</b>	<b>Tulane Stadium</b>	<b>57,152</b>
10/23/77	L	31-49	Busch Stadium	48,417
<b>10/5/80</b>	<b>L</b>	<b>7-40</b>	<b>Louisiana Superdome</b>	<b>45,388</b>
12/6/81	L	3-30	Busch Stadium	46,923
<b>9/12/82</b>	<b>L</b>	<b>7-21</b>	<b>Louisiana Superdome</b>	<b>58,673</b>
<b>9/4/83</b>	<b>W</b>	<b>28-17</b>	<b>Louisiana Superdome</b>	<b>60,430</b>
<b>9/23/84</b>	<b>W</b>	<b>34-24</b>	<b>Louisiana Superdome</b>	<b>58,723</b>
12/8/85	L	16-28	Busch Stadium	29,527
11/16/86	W	16-7	Busch Stadium	32,069
10/11/87	L	19-24	Busch Stadium	11,795
<b>9/23/90</b>	<b>W</b>	<b>28-7</b>	<b>Louisiana Superdome</b>	<b>61,110</b>
12/22/91	W	27-3	Sun Devil Stadium	30,928
10/18/92	W	30-21	Sun Devil Stadium	27,735
10/31/93	W	20-17	Sun Devil Stadium	36,778
<b>9/22/96</b>	<b>L</b>	<b>14-28</b>	<b>Louisiana Superdome</b>	<b>34,316</b>
<b>12/14/97</b>	<b>W</b>	<b>27-10</b>	<b>Louisiana Superdome</b>	<b>45,517</b>
12/20/98	L	17-19	Sun Devil Stadium	51,617
10/29/00	W	21-10	Sun Devil Stadium	35,016
10/30/04	L	10-34	Sun Devil Stadium	29,109
<b>12/16/07</b>	<b>W</b>	<b>31-24</b>	<b>Louisiana Superdome</b>	<b>70,007</b>
10/10/10	L	20-30	Univ. of Phoenix Stadium	62,621
<b>9/22/13</b>	<b>W</b>	<b>31-7</b>	<b>Mercedes-Benz Superdome</b>	<b>73,057</b>

### Atlanta Falcons (43-48-0)

<b>11/26/67</b>	<b>W</b>	<b>27-24</b>	<b>Tulane Stadium</b>	<b>83,437</b>
12/7/69	L	17-45	Atlanta Stadium	51,021
<b>9/20/70</b>	<b>L</b>	<b>3-14</b>	<b>Tulane Stadium</b>	<b>77,042</b>
10/25/70	L	14-32	Atlanta Stadium	58,850
10/24/71	L	6-28	Atlanta Stadium	58,850
<b>12/19/71</b>	<b>L</b>	<b>20-24</b>	<b>Tulane Stadium</b>	<b>75,954</b>
<b>10/15/72</b>	<b>L</b>	<b>14-21</b>	<b>Tulane Stadium</b>	<b>66,294</b>
11/12/72	L	20-36	Atlanta Stadium	58,850
<b>9/16/73</b>	<b>L</b>	<b>7-62</b>	<b>Tulane Stadium</b>	<b>66,428</b>
12/16/73	L	10-14	Atlanta Stadium	34,147
<b>9/29/74</b>	<b>W</b>	<b>14-13</b>	<b>Tulane Stadium</b>	<b>62,273</b>
10/20/74	W	13-3	Atlanta Stadium	47,217
10/5/75	L	7-14	Atlanta Stadium	29,444
<b>11/27/75</b>	<b>W</b>	<b>23-7</b>	<b>Louisiana Superdome</b>	<b>49,342</b>
<b>10/10/76</b>	<b>W</b>	<b>30-0</b>	<b>Louisiana Superdome</b>	<b>51,521</b>
10/31/76	L	20-23	Atlanta-Fulton Co. Std.	34,127
<b>11/20/77</b>	<b>W</b>	<b>21-20</b>	<b>Louisiana Superdome</b>	<b>43,135</b>
12/18/77	L	7-35	Atlanta-Fulton Co. Std.	36,895
<b>11/12/78</b>	<b>L</b>	<b>17-20</b>	<b>Louisiana Superdome</b>	<b>70,323</b>
11/26/78	L	17-20	Atlanta-Fulton Co. Std.	55,121
<b>9/2/79</b>	<b>L</b>	<b>34-40</b>	<b>at Louisiana Superdome</b>	<b>70,940</b>
11/25/79	W	37-6	Atlanta-Fulton Co. Std.	42,815
<b>10/19/80</b>	<b>L</b>	<b>14-41</b>	<b>Louisiana Superdome</b>	<b>62,651</b>
11/16/80	L	13-31	Atlanta-Fulton Co. Std.	53,871
9/6/81	L	0-27	Atlanta-Fulton Co. Std.	57,406
<b>11/1/81</b>	<b>L</b>	<b>10-41</b>	<b>Louisiana Superdome</b>	<b>63,637</b>
12/12/82	L	0-35	Atlanta-Fulton Co. Std.	39,535
<b>1/2/83</b>	<b>W</b>	<b>35-6</b>	<b>Louisiana Superdome</b>	<b>47,336</b>
10/9/83	W	19-17	Atlanta-Fulton Co. Std.	51,654
<b>11/6/83</b>	<b>W</b>	<b>27-10</b>	<b>Louisiana Superdome</b>	<b>67,062</b>
<b>9/2/84</b>	<b>L</b>	<b>28-36</b>	<b>Louisiana Superdome</b>	<b>66,652</b>
11/11/84	W	17-13	Atlanta-Fulton Co. Std.	40,590
10/20/85	L	24-31	Atlanta-Fulton Co. Std.	44,784
<b>12/22/85</b>	<b>L</b>	<b>10-16</b>	<b>Louisiana Superdome</b>	<b>37,717</b>
<b>9/7/86</b>	<b>L</b>	<b>10-31</b>	<b>Louisiana Superdome</b>	<b>67,950</b>
12/14/86	W	14-9	Atlanta-Fulton Co. Std.	39,994
11/1/87	W	38-0	Atlanta-Fulton Co. Std.	42,196
9/11/88	W	29-21	Atlanta-Fulton Co. Std.	48,901
<b>12/18/88</b>	<b>W</b>	<b>10-9</b>	<b>Louisiana Superdome</b>	<b>60,566</b>
<b>10/29/89</b>	<b>W</b>	<b>20-13</b>	<b>Louisiana Superdome</b>	<b>65,153</b>

11/19/89	W	26-17	Atlanta-Fulton Co. Std.	53,173
10/7/90	L	27-28	Atlanta-Fulton Co. Std.	57,401
<b>11/25/90</b>	<b>W</b>	<b>10-7</b>	<b>Louisiana Superdome</b>	<b>68,629</b>
9/29/91	W	27-6	Atlanta-Fulton Co. Std.	56,556
<b>11/24/91</b>	<b>L</b>	<b>20-23</b>	<b>at Louisiana Superdome</b>	<b>68,591</b>
9/20/92	W	10-7	Georgia Dome	67,328
<b>12/3/92</b>	<b>W</b>	<b>22-14</b>	<b>Louisiana Superdome</b>	<b>68,591</b>
9/12/93	W	34-31	Georgia Dome	64,287
<b>10/24/93</b>	<b>L</b>	<b>15-26</b>	<b>Louisiana Superdome</b>	<b>69,043</b>
<b>11/13/94</b>	<b>W</b>	<b>33-32</b>	<b>Louisiana Superdome</b>	<b>60,313</b>
12/11/94	W	29-20	Georgia Dome	61,307
<b>9/17/95</b>	<b>L</b>	<b>24-27</b>	<b>at Louisiana Superdome</b>	<b>57,442</b>
12/10/95	L	14-19	Georgia Dome	54,603
11/17/96	L	15-17	Georgia Dome	43,119
<b>12/8/96</b>	<b>L</b>	<b>15-31</b>	<b>Louisiana Superdome</b>	<b>32,923</b>
<b>10/12/97</b>	<b>L</b>	<b>17-23</b>	<b>Louisiana Superdome</b>	<b>65,619</b>
11/23/97	L	3-20	Georgia Dome	48,620
10/18/98	L	23-31	Georgia Dome	60,774
<b>12/13/98</b>	<b>L</b>	<b>17-27</b>	<b>Louisiana Superdome</b>	<b>61,678</b>
<b>10/10/99</b>	<b>L</b>	<b>17-20</b>	<b>Louisiana Superdome</b>	<b>57,289</b>
12/5/99	L	12-35	Georgia Dome	62,568
10/22/00	W	21-19	Georgia Dome	56,508
<b>12/17/00</b>	<b>W</b>	<b>23-7</b>	<b>Louisiana Superdome</b>	<b>64,900</b>
<b>10/21/01</b>	<b>L</b>	<b>13-20</b>	<b>Louisiana Superdome</b>	<b>70,020</b>
12/9/01	W	28-10	Georgia Dome	68,826
<b>10/27/02</b>	<b>L</b>	<b>35-37</b>	<b>Louisiana Superdome</b>	<b>67,883</b>
11/17/02	L	17-24	Georgia Dome	70,382
10/19/03	W	45-17	Georgia Dome	70,837
<b>11/16/03</b>	<b>W</b>	<b>23-20</b>	<b>at Louisiana Superdome</b>	<b>68,432</b>
11/28/04	L	21-24	Georgia Dome	70,521
<b>12/26/04</b>	<b>W</b>	<b>26-13</b>	<b>Louisiana Superdome</b>	<b>64,900</b>
<b>10/16/05</b>	<b>L</b>	<b>31-34</b>	<b>Alamodome</b>	<b>65,562</b>
12/12/05	L	17-36	Georgia Dome	70,083
<b>9/25/06</b>	<b>W</b>	<b>23-3</b>	<b>Louisiana Superdome</b>	<b>70,003</b>
11/26/06	W	31-13	Georgia Dome	70,933
<b>10/21/07</b>	<b>W</b>	<b>22-16</b>	<b>Louisiana Superdome</b>	<b>69,994</b>
12/10/07	W	34-14	Georgia Dome	69,553
11/9/08	L	20-34	Georgia Dome	64,826
<b>12/7/08</b>	<b>W</b>	<b>29-25</b>	<b>Louisiana Superdome</b>	<b>70,011</b>
<b>11/2/09</b>	<b>W</b>	<b>35-27</b>	<b>Louisiana Superdome</b>	<b>70,088</b>
12/13/09	W	26-23	Georgia Dome	68,930
<b>9/26/10</b>	<b>L</b>	<b>24-27</b>	<b>at Louisiana Superdome</b>	<b>70,051</b>
12/27/10	W	17-14	Georgia Dome	70,144
11/13/11	W	26-23	at Georgia Dome	70,359
<b>12/26/11</b>	<b>W</b>	<b>45-16</b>	<b>Mercedes-Benz Superdome</b>	<b>73,085</b>
<b>11/11/12</b>	<b>W</b>	<b>31-27</b>	<b>Mercedes-Benz Superdome</b>	<b>73,126</b>
11/29/12	L	13-23	Georgia Dome	70,514
<b>9/8/13</b>	<b>W</b>	<b>23-17</b>	<b>Mercedes-Benz Superdome</b>	<b>72,348</b>
11/21/13	W	17-13	Georgia Dome	70,422
9/7/14	L	34-37	at Georgia Dome	70,706
<b>12/21/14</b>	<b>L</b>	<b>14-30</b>	<b>Mercedes-Benz Superdome</b>	<b>73,164</b>

### Baltimore Ravens (15-0)

9/29/96	L	10-17	Memorial Stadium	61,063
12/19/99	L	8-31	PSINet Stadium	67,597
12/8/02	W	37-25	Ravens Stadium	69,334
<b>10/29/06</b>	<b>L</b>	<b>22-35</b>	<b>Louisiana Superdome</b>	<b>69,152</b>
12/19/10	L	24-30	M&T Bank Stadium	71,432
<b>11/24/14</b>	<b>L</b>	<b>27-34</b>	<b>Mercedes-Benz Superdome</b>	<b>73,373</b>

### Buffalo Bills (6-4-0)

<b>11/4/73</b>	<b>W</b>	<b>13-0</b>	<b>Tulane Stadium</b>	<b>74,770</b>
<b>9/21/80</b>	<b>L</b>	<b>26-35</b>	<b>Louisiana Superdome</b>	<b>51,154</b>
10/30/83	L	21-27	Rich Stadium	49,413
12/10/89	W	22-19	Rich Stadium	70,037
<b>12/20/92</b>	<b>L</b>	<b>16-20</b>	<b>Louisiana Superdome</b>	<b>68,591</b>
<b>12/27/98</b>	<b>L</b>	<b>33-45</b>	<b>Louisiana Superdome</b>	<b>39,707</b>
9/9/01	W	24-6	Ralph Wilson Stadium	71,447
<b>10/2/05</b>	<b>W</b>	<b>19-7</b>	<b>Alamodome</b>	<b>58,688</b>
9/27/09	W	27-7	Ralph Wilson Stadium	70,261
<b>10/27/13</b>	<b>W</b>	<b>35-17</b>	<b>Mercedes-Benz Superdome</b>	<b>72,405</b>

OWNERSHIP

FOOTBALL

ADMINISTRATION

RECORDS

HISTORY

## SERIES RECORDS

## Carolina Panthers (19-21-0)

10/22/95	L	3-20	Clemson Memorial Std.	55,484
11/26/95	W	34-26	Louisiana Superdome	39,580
9/8/96	L	20-22	Louisiana Superdome	43,288
10/20/96	L	7-19	Ericsson Stadium	70,888
10/19/97	L	0-13	Louisiana Superdome	50,963
11/30/97	W	16-13	Ericsson Stadium	57,957
9/13/98	W	19-14	Louisiana Superdome	51,915
11/1/98	L	17-31	Ericsson Stadium	62,514
9/12/99	W	19-10	Louisiana Superdome	58,166
1/2/00	L	13-45	Ericsson Stadium	56,929
10/15/00	W	24-6	Louisiana Superdome	50,015
11/12/00	W	20-10	Ericsson Stadium	72,981
10/14/01	W	27-25	Ericsson Stadium	72,049
12/2/01	W	27-23	Louisiana Superdome	70,020
11/10/02	W	34-24	Ericsson Stadium	72,566
12/29/02	L	6-10	Louisiana Superdome	66,946
10/5/03	L	13-19	Ericsson Stadium	72,496
12/06/03	L	20-23	Louisiana Superdome	68,370
12/05/04	L	21-32	Louisiana Superdome	58,878
1/2/05	W	21-18	Bank of America Stadium	73,302
9/11/05	W	23-20	Bank of America Stadium	72,920
12/18/05	L	10-27	Tiger Stadium	32,551
10/01/06	L	18-21	Bank of America Stadium	73,392
12/31/06	L	21-31	Louisiana Superdome	69,569
10/7/07	L	13-16	Louisiana Superdome	70,001
11/25/07	W	31-6	Bank of America Stadium	72,032
10/19/08	L	7-30	Bank of America Stadium	73,687
12/28/08	L	31-33	Louisiana Superdome	69,999
11/8/09	W	30-20	Louisiana Superdome	70,011
1/3/10	L	10-23	Bank of America Stadium	73,047
10/3/10	W	16-14	Louisiana Superdome	70,016
11/7/10	W	34-3	Bank of America Stadium	73,191
10/9/11	W	30-27	Bank of America Stadium	72,679
1/1/12	W	45-17	Mercedes-Benz Superdome	73,065
9/16/12	L	27-35	Bank of America Stadium	72,879
12/30/12	L	38-44	Mercedes-Benz Superdome	73,124
12/8/13	W	31-13	Mercedes-Benz Superdome	73,089
12/22/13	L	13-17	Bank of America Stadium	73,825
10/30/14	W	28-10	Bank of America Stadium	73,663
12/7/14	L	10-41	Mercedes-Benz Superdome	73,006

## Chicago Bears (14-13-0)

12/1/68	L	17-23	Tulane Stadium	78,285
12/20/70	L	3-24	Tulane Stadium	63,518
10/10/71	L	14-35	Soldier Field	55,049
10/7/73	W	21-16	Tulane Stadium	56,561
10/6/74	L	10-24	Soldier Field	45,818
12/21/75	L	17-42	Louisiana Superdome	33,371
10/2/77	W	42-24	Soldier Field	51,488
9/14/80	L	3-22	Soldier Field	62,523
9/18/82	W	10-8	Soldier Field	56,600
9/18/83	W	34-31	Louisiana Superdome	64,692
10/7/84	L	7-20	Soldier Field	53,752
10/18/87	W	19-17	Soldier Field	46,813
10/27/91	L	17-20	Louisiana Superdome	68,591
9/13/92	W	28-6	Louisiana Superdome	68,591
10/9/94	L	7-17	Soldier Field	63,822
10/13/96	W	27-24	Louisiana Superdome	43,512
10/5/97	W	20-17	Soldier Field	58,865
10/3/99	L	10-14	Soldier Field	66,944
10/8/00	W	31-10	Soldier Field	66,944
9/22/02	W	29-23	Memorial Stadium	63,216
10/12/03	W	20-13	Louisiana Superdome	68,390
11/6/05	L	17-20	Tiger Stadium	32,637
12/30/07	L	25-33	Soldier Field	62,064
12/11/08	L	24-27	Soldier Field	61,692
9/18/11	W	30-13	Louisiana Superdome	73,019
10/6/13	W	26-18	Soldier Field	62,361
12/15/14	W	31-15	Soldier Field	60,996

## Cincinnati Bengals (6-7-0)

11/29/70	L	6-26	Riverfront Stadium	59,342
9/28/75	L	0-21	Louisiana Superdome	52,531
9/24/78	W	20-18	Riverfront Stadium	40,455
10/25/81	W	17-7	Louisiana Superdome	46,336
12/9/84	L	21-24	Louisiana Superdome	40,855
12/20/87	W	41-24	Riverfront Stadium	43,424
11/4/90	W	21-7	Riverfront Stadium	60,067
1/2/94	W	20-13	Louisiana Superdome	58,036
9/15/96	L	15-30	Riverfront Stadium	45,412
12/22/02	L	13-20	Paul Brown Stadium	43,544
11/19/06	L	16-31	Louisiana Superdome	68,001
12/5/10	W	34-30	Paul Brown Stadium	59,963
11/16/14	L	10-27	Mercedes-Benz Superdome	73,073

## Cleveland Browns (4-13-0)

10/1/67	L	7-42	Tulane Stadium	77,045
9/15/68	L	10-24	Tulane Stadium	74,215
11/10/68	L	17-35	Municipal Stadium	71,025
10/12/69	L	17-27	Tulane Stadium	71,274
12/12/71	L	17-21	Tulane Stadium	72,794
11/30/75	L	16-17	Municipal Stadium	44,753
10/8/78	L	16-24	Louisiana Superdome	50,158
10/18/81	L	17-20	Municipal Stadium	76,059
10/28/84	W	16-14	Municipal Stadium	52,489
9/13/87	W	28-21	Louisiana Superdome	59,900
10/14/90	W	25-20	Louisiana Superdome	68,608
12/5/93	L	13-17	Municipal Stadium	60,388
11/31/99	L	16-21	Louisiana Superdome	48,817
12/24/02	L	15-24	Louisiana Superdome	68,295
9/10/06	W	19-14	Cleveland Browns Stadium	72,915
10/24/10	L	17-30	Louisiana Superdome	70,077
9/14/14	L	24-26	FirstEnergy Stadium	67,407

## Dallas Cowboys (11-16-0)

10/15/67	L	10-14	Cotton Bowl	64,128
11/12/67	L	10-27	Tulane Stadium	83,437
11/3/68	L	3-17	Tulane Stadium	84,728
9/28/69	L	17-21	Tulane Stadium	79,567
11/9/69	L	17-33	Cotton Bowl	68,282
10/17/71	W	24-14	Tulane Stadium	83,088
9/24/73	L	3-40	Texas Stadium	52,715
9/19/76	L	6-24	Louisiana Superdome	61,413
11/19/78	L	7-27	Texas Stadium	57,920
12/19/82	L	7-21	Texas Stadium	64,506
9/25/83	L	20-21	Texas Stadium	62,136
10/21/84	L	27-30	Texas Stadium	50,966
10/3/88	W	20-17	Louisiana Superdome	68,474
9/10/89	W	28-0	Louisiana Superdome	66,977
12/2/90	L	13-17	Texas Stadium	60,087
12/8/91	L	14-23	Texas Stadium	64,530
12/19/94	L	16-24	Louisiana Superdome	67,323
12/6/98	W	22-3	Louisiana Superdome	65,065
12/24/99	W	31-24	Louisiana Superdome	47,835
12/28/03	W	13-7	Louisiana Superdome	68,451
12/12/04	W	27-13	Texas Stadium	64,056
12/10/06	W	42-17	Texas Stadium	63,722
12/19/09	L	17-24	Louisiana Superdome	70,213
11/25/10	W	30-27	Cowboys Stadium	93,985
12/23/12	W	34-31	Cowboys Stadium	92,570
11/10/13	W	49-17	Mercedes-Benz Superdome	73,018
9/28/14	L	17-38	AT&T Stadium	91,176

## Denver Broncos (2-8-0)

11/22/70	L	6-31	Tulane Stadium	66,837
10/13/74	L	17-33	Mile High Stadium	51,881
11/4/79	L	3-10	Mile High Stadium	74,482
9/15/85	L	23-34	Mile High Stadium	74,488
11/20/88	W	42-0	Louisiana Superdome	68,075

# SERIES RECORDS

12/24/94	W	30-28	Mile High Stadium	64,445
12/3/00	L	23-38	Louisiana Superdome	64,900
11/21/04	L	13-34	Louisiana Superdome	64,900
9/21/08	L	32-34	INVESCO Field	75,713
10/28/12	L	14-34	Sports Auth. Fld. at Mile High	76,832

9/27/98	W	19-13	ot RCA Dome	48,480
11/18/01	W	34-20	Louisiana Superdome	70,020
9/28/03	L	21-55	Louisiana Superdome	70,020
9/6/07	L	10-41	RCA Dome	57,361
10/23/11	W	62-7	Mercedes-Benz Superdome	73,012

## Detroit Lions (11-10-1)

11/24/68	T	20-20	Tiger Stadium	46,152
11/8/70	W	19-17	Tulane Stadium	66,910
11/19/72	L	14-27	Tiger Stadium	53,752
10/14/73	W	20-13	Tulane Stadium	57,810
11/3/74	L	14-19	Tiger Stadium	43,256
11/14/76	W	17-16	Louisiana Superdome	42,048
9/25/77	L	19-23	Silverdome	51,458
10/21/79	W	17-7	Louisiana Superdome	57,428
10/12/80	L	13-24	Silverdome	78,147
9/18/88	W	22-14	Silverdome	32,943
12/3/89	L	14-21	Silverdome	38,550
10/28/90	L	10-27	Louisiana Superdome	64,368
10/4/92	W	13-7	Silverdome	66,971
9/19/93	W	14-3	Louisiana Superdome	69,039
9/21/97	W	35-17	Louisiana Superdome	50,016
9/3/00	L	10-14	Louisiana Superdome	64,900
9/29/02	L	21-26	Ford Field	60,023
12/24/05	L	12-13	Alamodome	63,747
12/21/08	W	42-7	Ford Field	49,309
9/13/09	W	45-27	Louisiana Superdome	69,719
12/4/11	W	31-17	Mercedes-Benz Superdome	73,042
10/19/14	L	23-24	Ford Field	63,271

## Green Bay Packers (8-16-0)

11/17/68	L	7-29	Milwaukee County Std.	49,644
11/28/71	W	29-21	Milwaukee County Std.	48,035
12/17/72	L	20-30	Tulane Stadium	65,881
12/2/73	L	10-30	Milwaukee County Std.	46,092
10/12/75	W	20-19	Louisiana Superdome	51,371
11/7/76	L	27-32	Milwaukee County Std.	52,936
9/18/77	L	20-24	Louisiana Superdome	56,250
9/10/78	L	17-28	Milwaukee County Std.	54,336
9/9/79	L	19-28	Milwaukee County Std.	53,184
12/13/81	L	7-35	Louisiana Superdome	45,518
11/4/84	L	13-23	Louisiana Superdome	57,426
11/17/85	L	14-38	Milwaukee County Std.	52,104
9/14/86	W	24-10	Louisiana Superdome	46,383
12/27/87	W	33-24	Louisiana Superdome	68,364
9/17/89	L	34-35	Lambeau Field	55,809
11/14/93	L	17-19	Louisiana Superdome	69,043
12/16/95	L	23-34	Louisiana Superdome	50,132
9/15/02	W	35-20	Louisiana Superdome	67,958
10/9/05	L	3-52	Lambeau Field	70,580
9/17/06	W	34-27	Lambeau Field	72,915
11/24/08	W	51-29	Louisiana Superdome	70,668
9/8/11	L	34-42	Lambeau Field	70,555
9/30/12	L	27-28	Lambeau Field	70,571
10/26/14	W	44-23	Mercedes-Benz Superdome	73,146

## Houston Texans (2-1-0)

9/14/03	W	31-10	Louisiana Superdome	68,390
11/18/07	L	10-23	Reliant Stadium	70,780
9/25/11	W	40-33	Louisiana Superdome	73,002

## Indianapolis Colts (6-5-0)

12/10/67	L	10-30	Memorial Stadium	60,238
10/19/69	L	10-30	Tulane Stadium	80,636
9/30/73	L	10-14	Memorial Stadium	52,293
10/12/86	W	17-14	Hoosier Dome	53,512
12/24/89	W	41-6	Louisiana Superdome	49,009
11/12/95	W	17-14	Louisiana Superdome	44,122

## Jacksonville Jaguars (3-2-0)

10/6/96	W	17-13	Louisiana Superdome	34,231
11/21/99	L	23-41	ALLTEL Stadium	69,772
12/21/03	L	19-20	ALLTEL Stadium	49,207
11/4/07	W	41-24	Louisiana Superdome	70,009
10/2/11	W	23-10	EverBank Field	62,471

## Kansas City Chiefs (5-5-0)

9/25/72	L	17-20	Tulane Stadium	70,793
9/26/76	W	27-17	Arrowhead Stadium	53,918
11/21/82	W	27-17	Louisiana Superdome	39,341
9/8/85	L	27-47	Louisiana Superdome	57,760
9/8/91	W	17-10	Arrowhead Stadium	74,816
9/4/94	L	17-30	Louisiana Superdome	69,362
12/21/97	L	13-25	Arrowhead Stadium	66,772
11/14/04	W	27-20	Louisiana Superdome	64,900
11/16/08	W	30-20	Arrowhead Stadium	74,159
9/23/12	L	24-27	ot Mercedes-Benz Superdome	72,226

## Miami Dolphins (5-6-0)

11/15/70	L	10-21	Orange Bowl	42,866
11/10/74	L	0-21	Tulane Stadium	74,289
9/28/80	L	16-21	Orange Bowl	40,946
10/2/83	W	17-7	Louisiana Superdome	66,489
12/7/86	L	27-31	Louisiana Superdome	64,761
11/29/92	W	24-13	Louisiana Superdome	68,591
10/15/95	W	33-30	Louisiana Superdome	55,628
11/29/98	L	10-30	Pro Player Stadium	73,216
10/30/05	L	6-21	Tiger Stadium	61,643
10/25/09	W	46-34	LandShark Stadium	66,689
9/30/13	W	38-17	Mercedes-Benz Superdome	73,118

## Minnesota Vikings (10-18-0)

10/13/68	W	20-17	Tulane Stadium	71,105
9/27/70	L	0-26	Metropolitan Stadium	47,900
11/21/71	L	10-23	Tulane Stadium	83,130
11/5/72	L	6-37	Metropolitan Stadium	49,784
12/1/74	L	9-29	Metropolitan Stadium	44,202
11/16/75	L	7-20	Louisiana Superdome	52,765
9/12/76	L	9-40	Louisiana Superdome	58,156
9/3/78	W	31-24	Louisiana Superdome	54,187
11/30/80	L	20-23	Louisiana Superdome	30,936
11/15/81	L	10-20	Metropolitan Stadium	45,215
11/27/83	W	17-16	Louisiana Superdome	59,502
11/24/85	W	30-23	Metrodome	54,117
12/21/86	L	17-33	Metrodome	51,209
12/4/88	L	3-45	Metrodome	61,215
9/16/90	L	3-32	Metrodome	56,272
9/22/91	W	26-0	Louisiana Superdome	68,591
11/28/93	W	17-14	Metrodome	53,030
11/6/94	L	20-21	Metrodome	57,564
11/19/95	L	24-43	Metrodome	58,108
11/8/98	L	24-31	Metrodome	63,779
10/7/01	W	28-15	Louisiana Superdome	70,020
12/15/02	L	31-32	Louisiana Superdome	67,851
10/17/04	L	31-38	Louisiana Superdome	64,900
9/25/05	L	16-33	Metrodome	63,952
10/6/08	L	27-30	Louisiana Superdome	70,015
9/9/10	W	14-9	Louisiana Superdome	70,051
12/18/11	W	42-20	Mall of America Field	62,623
9/21/14	W	20-9	Mercedes-Benz Superdome	73,005



# SERIES RECORDS

## New England Patriots (4-9-0)

12/10/72	L	10-17	Tulane Stadium	64,889
12/5/76	L	6-27	Schaefer Stadium	53,592
12/21/80	L	27-38	Louisiana Superdome	38,277
12/4/83	L	0-7	Sullivan Stadium	24,579
11/30/86	L	20-21	Louisiana Superdome	58,259
11/12/89	W	28-24	Sullivan Stadium	47,680
11/8/92	W	31-14	Foxboro Stadium	45,413
12/3/95	W	31-17	Foxboro Stadium	59,876
10/4/98	L	27-30	Louisiana Superdome	56,172
11/25/01	L	17-34	Foxboro Stadium	60,292
11/20/05	L	17-24	Gillette Stadium	68,756
11/30/09	W	38-17	Louisiana Superdome	70,768
10/13/13	L	27-30	Gillette Stadium	68,756

## New York Giants (12-15-0)

10/8/67	L	21-27	Yankee Stadium	62,670
10/6/68	L	21-38	Yankee Stadium	60,967
11/16/69	W	25-24	Yankee Stadium	62,927
10/4/70	W	14-10	Tulane Stadium	69,126
10/8/72	L	21-45	Yankee Stadium	62,507
12/14/75	L	14-28	Shea Stadium	40,150
10/29/78	W	28-17	Louisiana Superdome	58,807
9/30/79	W	24-14	Louisiana Superdome	51,543
9/20/81	L	7-20	Giants Stadium	69,814
12/15/84	W	10-3	Giants Stadium	63,739
10/27/85	L	13-21	Louisiana Superdome	54,082
9/28/86	L	17-20	Giants Stadium	72,769
11/22/87	W	23-14	Louisiana Superdome	67,639
11/27/88	L	12-13	Louisiana Superdome	66,526
12/20/93	L	14-24	Louisiana Superdome	69,036
10/2/94	W	27-22	Louisiana Superdome	55,076
9/24/95	L	29-45	Giants Stadium	72,619
12/15/96	W	17-3	Giants Stadium	52,530
9/28/97	L	9-14	Giants Stadium	68,891
10/24/99	L	3-31	Giants Stadium	77,982
9/30/01	L	13-21	Giants Stadium	78,451
12/14/03	W	45-7	Louisiana Superdome	68,399
9/19/05	L	10-27	Giants Stadium	68,031
12/24/06	W	30-7	Giants Stadium	78,539
10/18/09	W	48-27	Louisiana Superdome	70,011
11/28/11	W	49-24	Mercedes-Benz Superdome	73,068
12/9/12	L	27-52	MetLife Stadium	81,437

## New York Jets (6-6-0)

12/3/72	L	17-18	Shea Stadium	62,496
12/4/77	L	13-16	Louisiana Superdome	40,464
12/14/80	W	21-20	Shea Stadium	38,077
11/21/83	L	28-31	Louisiana Superdome	68,606
10/26/86	L	23-28	Giants Stadium	44,246
10/15/89	W	29-14	Louisiana Superdome	59,521
12/26/92	W	20-0	Giants Stadium	45,614
12/24/95	W	12-0	Giants Stadium	28,885
11/4/01	L	9-16	Louisiana Superdome	70,020
11/27/05	W	21-19	Giants Stadium	77,152
10/4/09	W	24-10	Louisiana Superdome	70,009
11/3/13	L	20-26	MetLife Stadium	76,957

## Oakland Raiders (6-5-1)

11/7/71	T	21-21	Tulane Stadium	83,102
11/9/75	L	10-48	Oakland Coliseum	51,267
12/3/79	L	35-42	Louisiana Superdome	65,541
10/13/85	L	13-23	L.A. Memorial Col.	48,152
10/23/88	W	20-6	Louisiana Superdome	66,249
12/16/91	W	27-0	Louisiana Superdome	68,625
11/20/94	L	19-24	L.A. Memorial Col.	41,722
11/9/97	W	13-10	Oakland Coliseum	40,091
11/19/00	L	22-31	Louisiana Superdome	64,900

10/24/04	W	31-26	Network Assoc. Col.	45,337
10/12/08	W	34-3	Louisiana Superdome	70,068
11/18/12	W	38-17	O.co Coliseum	56,880

## Philadelphia Eagles (11-15-0)

11/5/67	W	31-24	Tulane Stadium	59,596
11/19/67	L	21-48	Franklin Field	60,751
12/8/68	L	17-29	Franklin Field	57,128
10/26/69	L	10-13	Franklin Field	60,568
11/30/69	W	26-17	Tulane Stadium	72,805
10/29/72	W	21-3	Tulane Stadium	65,664
10/27/74	W	14-10	Tulane Stadium	64,257
11/6/77	L	7-28	Veterans Stadium	53,482
9/17/78	L	17-24	Louisiana Superdome	49,242
9/16/79	L	14-26	Louisiana Superdome	54,212
11/9/80	L	21-34	Louisiana Superdome	44,340
10/11/81	L	14-31	Louisiana Superdome	52,728
12/11/83	W	20-17	Veterans Stadium	45,182
10/6/85	W	23-21	Louisiana Superdome	56,364
9/20/87	L	17-27	Veterans Stadium	57,485
12/18/89	W	30-20	Louisiana Superdome	59,218
10/13/91	W	13-6	Veterans Stadium	64,224
9/6/92	L	13-15	Veterans Stadium	63,513
12/26/93	L	26-37	Veterans Stadium	50,085
10/1/95	L	10-15	Louisiana Superdome	43,938
9/24/00	L	7-21	Louisiana Superdome	64,900
11/23/03	L	20-33	Lincoln Financial Field	67,802
10/15/06	W	27-24	Louisiana Superdome	68,269
12/23/07	L	23-28	Louisiana Superdome	70,011
9/20/09	W	48-22	Lincoln Financial Field	69,144
11/5/12	W	28-13	Mercedes-Benz Superdome	73,099

## Pittsburgh Steelers (8-7-0)

10/29/67	L	10-14	Tulane Stadium	68,911
10/20/68	W	16-12	Pitt Stadium	32,303
12/15/68	W	24-14	Tulane Stadium	66,131
12/21/69	W	27-24	Tulane Stadium	72,256
11/25/74	L	7-28	Tulane Stadium	71,907
11/5/78	L	14-20	Three Rivers Stadium	48,526
10/4/81	L	6-20	Louisiana Superdome	64,578
11/19/84	W	27-24	Louisiana Superdome	66,005
11/29/87	W	20-16	Three Rivers Stadium	47,896
12/16/90	L	6-9	Louisiana Superdome	68,582
10/17/93	L	14-37	Three Rivers Stadium	56,056
10/6/02	W	32-29	Louisiana Superdome	67,734
11/12/06	L	31-38	Heinz Field	61,911
10/31/10	W	20-10	Louisiana Superdome	70,011
11/30/14	W	35-32	Heinz Field	61,196

## St. Louis Rams (31-40-0)

9/17/67	L	13-27	Tulane Stadium	80,879
10/5/69	L	17-36	L.A. Memorial Col.	54,789
11/1/70	L	17-30	Tulane Stadium	77,861
12/6/70	L	16-34	L.A. Memorial Col.	66,410
9/19/71	W	24-20	Tulane Stadium	70,915
12/5/71	L	28-45	L.A. Memorial Col.	73,610
9/17/72	L	14-34	L.A. Memorial Col.	66,303
11/26/72	W	19-16	Tulane Stadium	64,325
11/11/73	L	7-29	L.A. Memorial Col.	70,358
11/25/73	L	13-24	Tulane Stadium	67,192
9/22/74	L	0-24	L.A. Memorial Col.	64,178
11/17/74	W	20-7	Tulane Stadium	57,287
10/26/75	L	14-38	L.A. Memorial Col.	54,723
12/7/75	L	7-14	Louisiana Superdome	39,958
10/24/76	L	10-16	Louisiana Superdome	51,984
11/28/76	L	14-33	L.A. Memorial Col.	54,906
10/16/77	L	7-14	L.A. Memorial Col.	46,045
10/30/77	W	27-26	Louisiana Superdome	59,023
10/1/78	L	20-26	Louisiana Superdome	61,659

# SERIES RECORDS

10/22/78	W	10-3	L.A. Memorial Col.	47,574
<b>10/7/79</b>	<b>L</b>	<b>17-35</b>	<b>Louisiana Superdome</b>	<b>68,986</b>
12/16/79	W	29-14	L.A. Memorial Col.	53,879
11/2/80	L	31-45	Anaheim Stadium	59,909
<b>11/24/80</b>	<b>L</b>	<b>7-27</b>	<b>Louisiana Superdome</b>	<b>53,448</b>
<b>9/13/81</b>	<b>W</b>	<b>23-17</b>	<b>Louisiana Superdome</b>	<b>62,063</b>
11/8/81	W	21-13	Anaheim Stadium	61,068
9/11/83	L	27-30	Anaheim Stadium	45,572
<b>12/18/83</b>	<b>L</b>	<b>24-26</b>	<b>Louisiana Superdome</b>	<b>70,148</b>
<b>10/14/84</b>	<b>L</b>	<b>10-28</b>	<b>Louisiana Superdome</b>	<b>63,161</b>
12/2/84	L	21-34	Anaheim Stadium	49,348
11/3/85	L	10-28	Anaheim Stadium	49,030
<b>12/1/85</b>	<b>W</b>	<b>29-3</b>	<b>Louisiana Superdome</b>	<b>44,122</b>
<b>11/9/86</b>	<b>W</b>	<b>6-0</b>	<b>Louisiana Superdome</b>	<b>62,352</b>
11/23/86	L	13-26	Anaheim Stadium	58,600
<b>10/4/87</b>	<b>W</b>	<b>37-10</b>	<b>Louisiana Superdome</b>	<b>29,745</b>
11/8/87	W	31-14	Anaheim Stadium	43,379
<b>10/30/88</b>	<b>L</b>	<b>10-12</b>	<b>Louisiana Superdome</b>	<b>68,238</b>
11/13/88	W	14-10	Anaheim Stadium	63,305
10/22/89	W	40-21	Anaheim Stadium	57,567
<b>11/26/89</b>	<b>L</b>	<b>17-20</b>	<b>Louisiana Superdome</b>	<b>64,274</b>
12/9/90	W	24-20	Anaheim Stadium	56,864
<b>12/31/90</b>	<b>W</b>	<b>20-17</b>	<b>Louisiana Superdome</b>	<b>68,647</b>
<b>9/15/91</b>	<b>W</b>	<b>24-7</b>	<b>Louisiana Superdome</b>	<b>68,583</b>
11/3/91	W	24-17	Anaheim Stadium	58,713
<b>11/10/92</b>	<b>W</b>	<b>13-10</b>	<b>Louisiana Superdome</b>	<b>68,591</b>
12/13/92	W	37-14	Anaheim Stadium	47,355
10/3/93	W	37-6	Anaheim Stadium	50,709
<b>12/12/93</b>	<b>L</b>	<b>20-23</b>	<b>Louisiana Superdome</b>	<b>69,033</b>
<b>10/23/94</b>	<b>W</b>	<b>37-34</b>	<b>Louisiana Superdome</b>	<b>47,908</b>
12/4/94	W	31-15	Anaheim Stadium	34,960
9/10/95	L	13-17	Busch Stadium	59,335
<b>11/5/95</b>	<b>W</b>	<b>19-10</b>	<b>Louisiana Superdome</b>	<b>43,120</b>
<b>12/1/96</b>	<b>L</b>	<b>10-26</b>	<b>Louisiana Superdome</b>	<b>26,310</b>
12/21/96	L	13-14	Trans World Dome	57,681
8/31/97	L	24-38	Trans World Dome	64,575
<b>12/7/97</b>	<b>L</b>	<b>27-34</b>	<b>Louisiana Superdome</b>	<b>54,803</b>
9/6/98	W	24-17	Trans World Dome	56,943
<b>11/15/98</b>	<b>W</b>	<b>24-3</b>	<b>Louisiana Superdome</b>	<b>46,430</b>
11/28/99	L	12-43	Trans World Dome	65,864
<b>12/12/99</b>	<b>L</b>	<b>14-30</b>	<b>Louisiana Superdome</b>	<b>46,838</b>
11/26/00	W	31-24	Trans World Dome	66,064
<b>12/24/00</b>	<b>L</b>	<b>21-26</b>	<b>Louisiana Superdome</b>	<b>64,900</b>
10/28/01	W	34-31	Dome at America's Cen.	66,189
<b>12/17/01</b>	<b>L</b>	<b>21-34</b>	<b>Louisiana Superdome</b>	<b>70,332</b>
9/26/04	W	28-25	Edward Jones Dome	65,856
12/23/05	L	17-28	Edward Jones Dome	64,586
<b>11/11/07</b>	<b>L</b>	<b>29-37</b>	<b>Louisiana Superdome</b>	<b>70,003</b>
11/15/09	W	28-23	Edward Jones Dome	59,858
<b>12/12/10</b>	<b>W</b>	<b>31-13</b>	<b>Louisiana Superdome</b>	<b>70,015</b>
10/30/11	L	21-31	Edward Jones Dome	57,179
12/15/13	L	16-27	Edward Jones Dome	58,442

## San Diego Chargers (4-7-0)

11/18/73	L	14-17	San Diego Stadium	34,848
<b>10/9/77</b>	<b>L</b>	<b>0-14</b>	<b>Louisiana Superdome</b>	<b>53,942</b>
<b>12/9/79</b>	<b>L</b>	<b>0-35</b>	<b>Louisiana Superdome</b>	<b>61,059</b>
10/9/88	W	23-17	Jack Murphy Stadium	42,693
11/17/91	L	21-24	Jack Murphy Stadium	48,420
<b>10/16/94</b>	<b>L</b>	<b>22-36</b>	<b>Louisiana Superdome</b>	<b>50,565</b>
<b>9/7/97</b>	<b>L</b>	<b>6-20</b>	<b>Louisiana Superdome</b>	<b>65,760</b>
9/10/00	W	28-27	Qualcomm Stadium	51,300
11/07/04	L	17-43	Qualcomm Stadium	59,662
<b>10/26/08</b>	<b>W</b>	<b>37-32</b>	<b>Wembley Stadium</b>	<b>83,226</b>
<b>10/7/12</b>	<b>W</b>	<b>31-24</b>	<b>Mercedes-Benz Superdome</b>	<b>73,109</b>

## San Francisco 49ers (25-47-2)

10/22/67	L	13-27	Kezar Stadium	34,285
<b>11/23/69</b>	<b>W</b>	<b>43-38</b>	<b>Tulane Stadium</b>	<b>71,448</b>
10/18/70	T	20-20	Kezar Stadium	39,446
<b>12/13/70</b>	<b>L</b>	<b>27-38</b>	<b>Tulane Stadium</b>	<b>61,940</b>
<b>9/26/71</b>	<b>L</b>	<b>20-38</b>	<b>Tulane Stadium</b>	<b>81,595</b>

11/14/71	W	26-20	Candlestick Park	45,138
<b>10/1/72</b>	<b>L</b>	<b>2-37</b>	<b>Tulane Stadium</b>	<b>69,840</b>
10/22/72	T	20-20	Candlestick Park	59,167
10/21/73	L	0-40	Candlestick Park	52,881
<b>12/9/73</b>	<b>W</b>	<b>16-10</b>	<b>Tulane Stadium</b>	<b>62,490</b>
<b>9/15/74</b>	<b>L</b>	<b>13-17</b>	<b>Tulane Stadium</b>	<b>65,071</b>
12/15/74	L	21-35	Candlestick Park	40,418
10/19/75	L	21-35	Candlestick Park	39,990
<b>11/23/75</b>	<b>L</b>	<b>6-16</b>	<b>Louisiana Superdome</b>	<b>40,328</b>
10/17/76	L	3-33	Candlestick Park	43,160
<b>12/12/76</b>	<b>L</b>	<b>7-27</b>	<b>Louisiana Superdome</b>	<b>42,536</b>
<b>11/13/77</b>	<b>L</b>	<b>7-10</b>	<b>Louisiana Superdome</b>	<b>41,564</b>
11/27/77	L	17-20	Candlestick Park	33,702
10/15/78	W	14-7	Candlestick Park	37,671
<b>12/3/78</b>	<b>W</b>	<b>24-13</b>	<b>Louisiana Superdome</b>	<b>50,068</b>
9/23/79	W	30-21	Candlestick Park	39,727
<b>11/11/79</b>	<b>W</b>	<b>31-20</b>	<b>Louisiana Superdome</b>	<b>65,551</b>
<b>9/7/80</b>	<b>L</b>	<b>23-26</b>	<b>Louisiana Superdome</b>	<b>58,621</b>
12/7/80	L	35-38	Candlestick Park	37,949
9/27/81	L	14-21	Candlestick Park	44,433
<b>12/20/81</b>	<b>L</b>	<b>17-21</b>	<b>Louisiana Superdome</b>	<b>43,639</b>
11/28/82	W	23-20	Candlestick Park	51,611
<b>10/16/83</b>	<b>L</b>	<b>13-32</b>	<b>Louisiana Superdome</b>	<b>68,154</b>
11/13/83	L	0-27	Candlestick Park	40,022
9/16/84	L	20-30	Candlestick Park	57,611
<b>11/25/84</b>	<b>L</b>	<b>3-35</b>	<b>Louisiana Superdome</b>	<b>65,117</b>
9/29/85	W	20-17	Candlestick Park	58,053
<b>12/15/85</b>	<b>L</b>	<b>19-31</b>	<b>Louisiana Superdome</b>	<b>46,065</b>
9/21/86	L	17-26	Candlestick Park	58,297
<b>11/2/86</b>	<b>W</b>	<b>23-10</b>	<b>Louisiana Superdome</b>	<b>53,234</b>
<b>10/25/87</b>	<b>L</b>	<b>22-24</b>	<b>Louisiana Superdome</b>	<b>60,497</b>
11/15/87	W	26-24	Candlestick Park	60,436
<b>9/4/88</b>	<b>L</b>	<b>33-34</b>	<b>Louisiana Superdome</b>	<b>66,357</b>
12/11/88	L	17-30	Candlestick Park	62,977
<b>10/8/89</b>	<b>L</b>	<b>20-24</b>	<b>Louisiana Superdome</b>	<b>60,488</b>
11/6/89	L	13-31	Candlestick Park	60,667
<b>9/10/90</b>	<b>L</b>	<b>12-13</b>	<b>Louisiana Superdome</b>	<b>68,629</b>
12/23/90	W	13-10	Candlestick Park	60,112
<b>11/10/91</b>	<b>W</b>	<b>10-3</b>	<b>Louisiana Superdome</b>	<b>68,591</b>
12/1/91	L	24-38	Candlestick Park	62,092
<b>9/27/92</b>	<b>L</b>	<b>10-16</b>	<b>Louisiana Superdome</b>	<b>68,591</b>
11/15/92	L	20-21	Candlestick Park	64,895
<b>9/26/93</b>	<b>W</b>	<b>16-13</b>	<b>Louisiana Superdome</b>	<b>69,041</b>
11/22/93	L	7-42	Candlestick Park	66,500
9/25/94	L	13-24	Candlestick Park	63,971
<b>11/28/94</b>	<b>L</b>	<b>14-35</b>	<b>Louisiana Superdome</b>	<b>61,304</b>
<b>9/3/95</b>	<b>L</b>	<b>22-24</b>	<b>Louisiana Superdome</b>	<b>66,627</b>
10/29/95	W	11-7	3Com Park	65,272
9/1/96	L	11-27	3Com Park	63,970
<b>11/3/96</b>	<b>L</b>	<b>17-24</b>	<b>Louisiana Superdome</b>	<b>53,297</b>
9/14/97	L	7-33	3Com Park	61,838
<b>10/26/97</b>	<b>L</b>	<b>0-23</b>	<b>Louisiana Superdome</b>	<b>60,443</b>
<b>10/11/98</b>	<b>L</b>	<b>0-31</b>	<b>Louisiana Superdome</b>	<b>62,811</b>
11/22/98	L	20-31	3Com Park	68,429
9/19/99	L	21-28	3Com Park	67,685
<b>11/14/99</b>	<b>W</b>	<b>24-6</b>	<b>Louisiana Superdome</b>	<b>52,198</b>
<b>11/5/00</b>	<b>W</b>	<b>31-15</b>	<b>Louisiana Superdome</b>	<b>64,900</b>
12/10/00	W	31-27	3Com Park	67,892
11/11/01	L	27-28	3Com Park	68,083
<b>1/6/02</b>	<b>L</b>	<b>0-38</b>	<b>Louisiana Superdome</b>	<b>70,020</b>
<b>10/20/02</b>	<b>W</b>	<b>35-27</b>	<b>Louisiana Superdome</b>	<b>67,903</b>
<b>9/19/04</b>	<b>W</b>	<b>30-27</b>	<b>Louisiana Superdome</b>	<b>64,900</b>
<b>12/03/06</b>	<b>W</b>	<b>34-10</b>	<b>Louisiana Superdome</b>	<b>68,241</b>
10/28/07	W	31-10	Monster Park	68,244
<b>9/28/08</b>	<b>W</b>	<b>31-17</b>	<b>Louisiana Superdome</b>	<b>70,008</b>
9/20/10	W	25-22	Candlestick Park	69,732
<b>11/25/12</b>	<b>L</b>	<b>21-31</b>	<b>Mercedes-Benz Superdome</b>	<b>73,147</b>
<b>11/17/13</b>	<b>W</b>	<b>23-20</b>	<b>Mercedes-Benz Superdome</b>	<b>73,025</b>
<b>11/9/14</b>	<b>L</b>	<b>24-27</b>	<b>Mercedes-Benz Superdome</b>	<b>73,129</b>

## Seattle Seahawks (6-6-0)

11/21/76	W	51-27	Kingdome	61,865
11/18/79	L	24-38	Kingdome	60,055
<b>11/10/85</b>	<b>L</b>	<b>3-27</b>	<b>Louisiana Superdome</b>	<b>47,365</b>



# SERIES RECORDS

10/16/88	W	20-19	Kingdome	63,569
9/1/91	W	27-24	Louisiana Superdome	68,492
11/16/97	W	20-17	of Louisiana Superdome	50,493
9/17/00	L	10-20	Husky Stadium	59,513
9/7/03	L	10/27	Seahawks Stadium	52,250
9/12/04	L	7-21	Louisiana Superdome	64,900
28/10/07	W	28-17	Qwest Field	68,296
11/21/10	W	34-19	Louisiana Superdome	70,015
12/2/13	L	7-34	Century Link Field	68,387

## Tampa Bay Buccaneers (29-17-0)

12/11/77	L	14-33	Louisiana Superdome	40,124
12/17/78	W	17-10	Tampa Stadium	51,207
10/14/79	W	42-14	Tampa Stadium	67,640
11/29/81	L	14-31	Louisiana Superdome	62,209
12/5/82	L	10-13	Louisiana Superdome	61,709
10/23/83	W	24-21	Tampa Stadium	48,242
9/9/84	W	17-13	Louisiana Superdome	54,686
9/22/85	W	20-13	Louisiana Superdome	45,320
10/19/86	W	38-7	Louisiana Superdome	43,355
12/6/87	W	44-34	Louisiana Superdome	66,471
9/25/88	W	13-9	Louisiana Superdome	66,671
9/24/89	L	10-20	Tampa Stadium	44,053
11/11/90	W	35-7	Louisiana Superdome	67,865
10/20/91	W	23-7	Louisiana Superdome	68,591
11/1/92	W	23-21	Louisiana Superdome	68,591
9/18/94	W	9-7	Tampa Stadium	45,522
11/24/96	L	7-13	Houlihan's Stadium	40,203
10/25/98	W	9-3	Louisiana Superdome	52,695
11/7/99	L	16-31	Louisiana Superdome	47,129
12/23/01	L	21-48	Raymond James Stadium	65,526
9/8/02	W	26-20	ot Raymond James Stadium	65,554
12/1/02	W	23-20	Louisiana Superdome	68,226
11/2/03	W	17-14	Raymond James Stadium	65,524
12/7/03	L	7-14	Louisiana Superdome	68,442
10/10/04	L	17-20	Louisiana Superdome	64,900
12/19/04	W	21-17	Raymond James Stadium	65,075
12/4/05	L	3-10	Tiger Stadium	34,411
1/1/06	L	13-27	Raymond James Stadium	65,379
10/8/06	W	24-21	Louisiana Superdome	68,183
11/5/06	W	31-14	Raymond James Stadium	65,561
9/16/07	L	14-31	Raymond James Stadium	65,178
12/2/07	L	23-27	Louisiana Superdome	70,009
9/7/08	W	24-20	Louisiana Superdome	69,881
11/30/08	L	20-23	Raymond James Stadium	64,430
11/22/09	W	38-7	Raymond James Stadium	62,720
12/27/09	L	17-20	ot Louisiana Superdome	70,021
10/17/10	W	31-6	Raymond James Stadium	51,759
1/2/11	L	13-23	Louisiana Superdome	70,068
10/16/11	L	20-26	Raymond James Stadium	56,590
11/6/11	W	27-16	Mercedes-Benz Superdome	73,043
10/21/12	W	35-28	Raymond James Stadium	58,906
12/16/12	W	41-0	Mercedes-Benz Superdome	73,096
9/15/13	W	16-13	Raymond James Stadium	60,870
12/29/13	W	42-17	Mercedes-Benz Superdome	73,150
10/5/14	W	37-31	ot Mercedes-Benz Superdome	73,004
12/28/14	W	23-20	Raymond James Stadium	59,952

## Tennessee Titans (5-7-1)

10/3/71	T	13-13	Astrodome	47,966
10/3/76	L	26-31	Louisiana Superdome	51,973
12/10/78	L	12-17	Louisiana Superdome	63,169
11/22/81	W	27-24	Astrodome	49,581
9/30/84	W	27-10	Astrodome	43,108
12/13/87	W	24-10	Louisiana Superdome	68,257
10/21/90	L	10-23	Astrodome	57,908
9/5/93	W	33-21	Louisiana Superdome	69,029
11/10/96	L	14-31	Louisiana Superdome	34,121
10/17/99	L	21-24	Louisiana Superdome	51,875
9/21/03	L	12-27	The Coliseum	68,809

9/24/07	L	14-31	Louisiana Superdome	70,002
12/11/11	W	22-17	LP Field	69,143

## Washington Redskins (8-16-0)

9/24/67	L	10-30	Tulane Stadium	74,937
12/17/67	W	30-14	D.C. Stadium	50,486
9/22/68	W	37-17	Tulane Stadium	65,941
9/21/69	L	20-26	Tulane Stadium	73,147
12/14/69	L	14-17	R.F.K. Stadium	50,354
10/31/71	L	14-24	R.F.K. Stadium	53,041
10/28/73	W	19-3	Tulane Stadium	66,315
9/21/75	L	3-41	R.F.K. Stadium	54,414
10/28/79	W	14-10	R.F.K. Stadium	52,133
10/26/80	L	14-22	R.F.K. Stadium	51,375
12/26/82	L	10-27	Louisiana Superdome	48,667
10/5/86	L	6-14	Louisiana Superdome	57,378
11/6/88	L	24-27	R.F.K. Stadium	54,183
10/1/89	L	14-16	Louisiana Superdome	64,358
11/18/90	L	17-31	R.F.K. Stadium	52,573
11/23/92	W	20-3	Louisiana Superdome	68,591
9/11/94	L	24-38	Louisiana Superdome	58,049
12/30/01	L	10-40	Louisiana Superdome	70,020
11/3/02	W	43-27	FedEx Field	80,768
10/13/03	W	24-20	FedEx Field	76,821
12/17/06	L	10-16	Louisiana Superdome	69,052
9/14/08	L	24-29	FedEx Field	88,246
12/6/09	W	33-30	ot FedEx Field	84,520
9/9/12	L	32-40	Mercedes-Benz Superdome	72,180

## Post Season

Arizona Cardinals (1-0)				
1/16/10	W	45-14	Louisiana Superdome#	70,149

Atlanta Falcons (0-1)				
12/28/91	L	20-27	Louisiana Superdome*	68,794

Chicago Bears (0-2)				
1/6/91	L	6-16	Soldier Field*	60,767
1/21/07	L	14-39	Soldier Field%	61,817

Detroit Lions (1-0)				
1/7/12	W	45-28	Mercedes-Benz Superdome*	73,038

Indianapolis Colts (1-0)				
2/7/10	W	31-17	Sun Life Stadium\$	74,059

Minnesota Vikings (1-2)				
1/3/87	L	10-44	Louisiana Superdome*	68,127
1/6/01	L	16-34	Metrodome#	63,881
1/24/10	W	31-28	ot Louisiana Superdome%	71,276

Philadelphia Eagles (2-1)				
1/3/93	L	20-36	Louisiana Superdome*	68,893
1/13/07	W	27-24	Louisiana Superdome#	70,001
1/4/14	W	26-24	Lincoln Financial Field*	69,144

St. Louis Rams (1-0)				
12/30/00	W	31-28	Louisiana Superdome*	64,900

San Francisco 49ers (0-1)				
1/14/12	L	32-36	Candlestick Park#	69,732

Seattle Seahawks (0-2)				
1/8/11	L	36-41	Qwest Field*	66,336
1/11/14	L	15-23	CenturyLink Field#	68,388

\* - NFC Wild Card Playoff; # - NFC Divisional Playoff  
% - NFC Championship; \$ - Super Bowl

# ATTENDANCE FIGURES

Year	Combined			Home			Road		
	Total	Games	Avg.	Total	Games	Avg.	Total	Games	Avg.
1967	901,971	14	64,427	528,242	7	75,463	373,729	7	53,390
1968	882,121	14	63,009	519,426	7	74,203	362,695	7	51,814
1969	921,972	14	65,855	521,133	7	74,447	400,839	7	57,262
1970	843,342	14	60,238	483,234	7	69,033	360,108	7	51,444
1971	932,267	14	66,590	550,578	7	78,654	381,689	7	54,527
1972	880,545	14	62,896	467,686	7	66,812	412,859	7	58,980
1973	794,900	14	56,779	451,566	7	64,509	343,334	7	49,048
1974	788,156	14	56,296	452,236	7	64,605	335,920	7	47,988
1975	633,807	14	45,272	319,066	7	45,581	314,741	7	44,963
1976	714,135	14	51,010	359,631	7	51,376	354,504	7	50,643
1977	655,079	14	46,791	334,502	7	47,786	321,577	7	45,940
1978	850,823	16	53,176	457,613	8	57,202	393,210	8	49,151
1979	939,175	16	58,698	495,260	8	61,907	443,915	8	55,489
1980	807,652	16	50,478	384,855	8	48,109	422,797	8	52,850
1981	891,207	16	55,700	440,708	8	55,089	450,499	8	55,700
1982	467,978	9	51,988	255,726	5	51,145	212,252	4	53,063
1983	891,883	16	55,743	525,083	8	65,635	366,800	8	45,850
1984	884,588	16	55,287	472,625	8	59,078	411,963	8	51,495
1985	799,050	16	49,963	388,795	8	49,941	410,255	8	51,282
1986	864,368	16	54,023	453,672	8	56,709	410,696	8	51,337
1987	774,297	15	51,620	420,873	7	60,125	353,424	8	44,178
1988	960,942	16	60,059	531,156	8	66,395	429,786	8	53,723
1989	916,534	16	57,283	488,998	8	61,124	427,536	8	53,442
1990	997,722	16	62,358	536,438	8	67,055	461,284	8	57,661
1991	1,008,934	16	63,058	548,655	8	68,582	460,279	8	57,535
1992	977,552	16	61,097	548,728	8	68,591	428,824	8	53,603
1993	979,133	16	61,196	541,300	8	67,663	437,833	8	54,730
1994	903,213	16	56,451	469,900	8	58,738	433,313	8	54,164
1995	854,771	16	53,423	400,589	8	50,074	454,182	8	56,772
1996	736,864	16	46,054	301,998	8	37,750	434,866	8	54,358
1997	911,223	16	56,951	443,614	8	55,452	467,609	8	58,451
1998	922,225	16	57,639	436,473	8	54,559	485,752	8	60,719
1999	945,488	16	59,093	410,147	8	51,268	535,341	8	66,918
2000	980,533	16	61,283	504,315	8	63,039	476,218	8	59,527
2001	1,111,335	16	69,458	560,472	8	70,059	550,863	8	68,858
2002	1,068,183	16	66,761	542,796	8	67,849	525,387	8	65,673
2003	1,072,640	16	67,040	548,894	8	68,612	523,746	8	65,468
2004	985,096	16	61,568	513,178	8	64,147	471,918	8	58,989
2005	970,678	16	60,667	417,270	8	52,159	553,408	8	69,176
2006	1,108,045	16	69,253	550,470	8	68,809	557,575	8	69,697
2007	1,093,544	16	68,347	560,036	8	70,005	533,508	8	66,689
2008	1,125,938	16	70,371	573,876	8	71,735	552,062	8	69,008
2009	1,116,009	16	69,751	560,840	8	70,105	555,169	8	69,396
2010	1,113,131	16	69,751	560,304	8	70,038	552,827	8	69,103
2011	1,106,095	16	69,130	584,336	8	73,042	521,759	8	65,219
2012	1,163,696	16	72,731	583,107	8	72,888	580,589	8	72,574
2013	1,123,230	16	70,701	583,210	8	72,901	540,220	8	67,503
2014	1,133,987	16	70,874	584,900	8	73,112	549,087	8	68,636
Totals	44,507,567	738	60,308	23,168,510	369	62,787	21,339,057	369	57,829

## Largest Home Crowds

Tulane Stadium (1967-74)			
Date	Att.	Opponent	
11/3/68	84,728	Dallas	
11/12/67	83,437	Dallas	
11/26/67	83,437	Atlanta	
11/21/71	83,130	Minnesota	
11/7/71	83,102	Oakland	
10/17/71	83,088	Dallas	
9/26/71	81,595	San Francisco	
9/17/67	80,879	Los Angeles Rams	
10/19/69	80,636	Baltimore Colts	
9/28/69	79,567	Dallas	

## Mercedes-Benz Superdome (1975-2004, 2006-present)

Date	Att.	Opponent	
12/24/14	73,373	Baltimore - MN	
12/21/14	73,164	Atlanta	
12/29/13	73,150	Tampa Bay	
11/25/12	73,147	San Francisco	
10/26/14	73,146	Green Bay	
11/9/14	73,129	San Francisco	
11/11/12	73,126	Atlanta	
12/30/12	73,124	Carolina	
9/30/13	73,118	Miami - MN	
10/7/12	73,109	San Diego - SN	


MN - Monday Night Football game;  
SN - Sunday Night Football game

## Largest Road Crowds

Date	Att.	Opponent	Stadium
11/25/10	93,985	Dallas	Cowboys Stadium
12/23/12	92,570	Dallas	Cowboys Stadium
9/28/14	91,176	Dallas	AT&T Stadium
9/14/08	88,246	Washington	FedEx Field
12/6/09	84,520	Washington	FedEx Field
12/9/12	81,437	New York Giants	MetLife Stadium
10/13/02	80,768	Washington	FedEx Field
12/24/06	78,539	New York Giants	Giants Stadium
9/30/01	78,451	New York Giants	Giants Stadium
10/12/80	78,147	Detroit	Silverdome

## Largest Playoff Crowds

Date	Att.	Opponent	Stadium
2/7/10	74,059	Indianapolis	Sun Life Stadium
1/7/12	73,038	Detroit	Mercedes-Benz Superdome
1/24/10	71,276	Minnesota	Superdome
1/16/10	70,149	Arizona	Superdome
1/13/07	70,001	Philadelphia	Superdome
1/14/12	69,732	San Francisco	Candlestick Park
4/14/14	69,144	Philadelphia	Lincoln Financial Field
1/3/93	68,893	Philadelphia	Superdome
12/28/91	68,794	Atlanta	Superdome
1/11/14	68,388	Seattle	CenturyLink Field
1/3/87	68,127	Minnesota	Superdome
1/8/11	66,336	Seattle	Qwest Field
12/30/00	64,900	St. Louis	Superdome
1/3/87	63,881	Minnesota	Metrodome



# PRESEASON RESULTS

## 1967 (5-1)

8/2	L.A. Rams (Anaheim, Calif.)	L, 7-16	26,364
8/12	St.L. Cards (Shreveport, La.)	W, 23-14	25,500
8/19	Pittsburgh (Baton Rouge, La.)	W, 20-17	35,000
8/26	San Fran. (Portland, Ore.)	W, 24-10	23,348
9/2	Miami (Charleston, S.C.)	W, 20-17	11,214
9/9	<b>Atlanta</b>	<b>W, 27-14</b>	<b>67,486</b>

## 1968 (2-4)

8/1	L.A. Rams (Anaheim, Calif.)	L, 7-21	29,505
8/10	<b>Boston</b>	<b>W, 19-0</b>	<b>57,152</b>
8/18	at Houston Oilers	L, 23-24	42,734
8/24	<b>Cleveland</b>	<b>W, 40-27</b>	<b>70,045</b>
8/31	at Atlanta	L, 10-16	49,832
9/6	Minn. (Shreveport, La.)	L, 17-20	23,000

## 1969 (2-4)

8/9	at San Diego	L, 7-10	31,683
8/16	at Denver	W, 28-22	28,356
8/23	Pittsburgh (Baton Rouge, La.)	L, 24-34	40,000
8/30	<b>Atlanta</b>	<b>W, 21-17</b>	<b>69,898</b>
9/6	<b>Houston Oilers</b>	<b>L, 14-30</b>	<b>79,937</b>
9/12	at Detroit	L, 7-42	30,312

## 1970 (4-2)

8/8	Minnesota (Canton, Ohio)*	W, 14-13	17,932
8/15	at Houston Oilers	W, 19-10	46,223
8/22	<b>Detroit</b>	<b>L, 17-31</b>	<b>76,778</b>
8/29	Boston (Jackson, Miss.)	W, 26-20	32,000
9/5	<b>New York Jets</b>	<b>L, 14-27</b>	<b>78,581</b>
9/12	<b>San Diego</b>	<b>W, 20-14</b>	<b>63,904</b>

## 1971 (0-6)

8/6	at Buffalo	L, 10-14	35,758
8/14	at Dallas	L, 21-36	73,560
8/21	<b>Kansas City</b>	<b>L, 7-27</b>	<b>70,459</b>
8/28	at San Diego	L, 7-22	35,405
9/4	<b>Philadelphia</b>	<b>L, 0-34</b>	<b>60,487</b>
9/12	<b>Houston Oilers</b>	<b>L, 17-24</b>	<b>60,971</b>

## 1972 (1-4-1)

8/7	at Philadelphia	W, 13-10	53,372
8/12	<b>Buffalo</b>	<b>L, 21-24</b>	<b>66,762</b>
8/19	<b>Dallas</b>	<b>L, 7-30</b>	<b>81,070</b>
8/26	<b>San Diego</b>	<b>L, 14-16</b>	<b>64,506</b>
9/2	Pittsburgh (Memphis, Tenn.)	L, 7-56	43,302
9/10	at Houston Oilers	T, 14-14	44,571

## 1973 (1-5)

8/4	at Kansas City	L, 6-12	67,216
8/11	at Miami	L, 13-14	80,050
8/18	at Dallas	L, 14-24	61,022
8/25	<b>New England</b>	<b>L, 6-31</b>	<b>64,131</b>
9/1	<b>New York Jets</b>	<b>L, 17-28</b>	<b>67,434</b>
9/8	<b>Houston Oilers</b>	<b>W, 16-10</b>	<b>62,339</b>

## 1974 (3-3)

8/3	<b>Pittsburgh</b>	<b>L, 7-26</b>	<b>45,339</b>
8/10	at Miami	L, 20-45	41,524
8/18	at New England	L, 3-7	20,456
8/24	<b>Dallas</b>	<b>W, 16-7</b>	<b>56,563</b>
8/31	<b>New York Jets</b>	<b>W, 24-7</b>	<b>59,829</b>
9/7	at Houston Oilers	W, 24-16	35,103

## 1975 (2-4)

8/6	<b>Houston Oilers</b>	<b>L, 7-13</b>	<b>72,434</b>
8/16	<b>Denver</b>	<b>W, 24-21</b>	<b>40,089</b>
8/23	<b>Miami</b>	<b>L, 10-20</b>	<b>61,253</b>
8/30	<b>Baltimore Colts</b>	<b>W, 27-3</b>	<b>60,643</b>
9/6	at Pittsburgh	L, 13-24	47,341
9/13	at Cincinnati	L, 0-20	48,453

## 1976 (4-2)

7/31	<b>Pittsburgh</b>	<b>L, 14-24</b>	<b>56,039</b>
8/7	at Houston Oilers	W, 13-10	38,675
8/13	at Buffalo	W, 21-14	36,110
8/20	at Baltimore Colts	W, 26-20	ot 38,879
8/28	<b>Cincinnati</b>	<b>W, 13-10</b>	<b>60,044</b>
9/4	<b>Miami</b>	<b>L, 7-20</b>	<b>63,383</b>

## 1977 (5-1)

8/6	at Chicago	W, 20-14	55,163
8/13	<b>New York Giants</b>	<b>W, 23-7</b>	<b>49,900</b>
8/20	<b>Buffalo</b>	<b>W, 20-17</b>	<b>66,282</b>
8/27	<b>New York Jets</b>	<b>L, 14-20</b>	<b>49,455</b>
9/3	at Miami	W, 17-10	39,970
9/10	<b>Houston Oilers</b>	<b>W, 20-16</b>	<b>49,964</b>

## 1978 (2-2)

8/5	Phil. (Mexico City, Mexico)	W, 14-7	30,000
8/12	<b>Miami</b>	<b>L, 17-31</b>	<b>54,105</b>
8/19	<b>Tampa Bay</b>	<b>L, 3-14</b>	<b>49,042</b>
8/26	at Houston Oilers	W, 17-3	49,554

# PRESEASON RESULTS

## 1979 (1-3)

8/3	at Miami	L, 7-14	44,704
<b>8/11</b>	<b>Chicago</b>	<b>L, 6-13</b>	<b>45,085</b>
8/18	at Tampa Bay	L, 7-14	49,042
<b>8/24</b>	<b>Houston Oilers</b>	<b>W, 10-7</b>	<b>54,469</b>

## 1980 (1-3)

<b>8/9</b>	<b>St. Louis Cardinals</b>	<b>W, 17-13</b>	<b>57,923</b>
8/17	at Houston Oilers	L, 17-20	43,376
8/23	at Detroit	L, 17-40	49,631
<b>8/29</b>	<b>Miami</b>	<b>L, 0-20</b>	<b>50,635</b>

## 1981 (3-1)

<b>8/8</b>	<b>Baltimore Colts</b>	<b>W, 24-23</b>	<b>46,792</b>
<b>8/15</b>	<b>Houston Oilers</b>	<b>W, 27-7</b>	<b>67,562</b>
8/23	Phil. (Syracuse, N.Y.)	L, 6-37	28,001
<b>8/29</b>	<b>Detroit</b>	<b>W, 20-17</b>	<b>52,090</b>

## 1982 (1-3)

8/12	at Houston Oilers	L, 20-22	44,599
<b>8/21</b>	<b>Kansas City</b>	<b>W, 6-3</b>	<b>46,585</b>
<b>8/28</b>	<b>Cleveland</b>	<b>L, 17-20</b>	<b>55,689</b>
9/3	at Minnesota	L, 21-24	59,810

## 1983 (3-2)

7/30	Pittsburgh (Canton, Ohio)*	L, 14-27	23,909
8/6	at Tampa Bay	L, 17-20	53,111
8/13	at Miami	W, 19-17	38,735
<b>8/20</b>	<b>Houston Oilers</b>	<b>W, 20-13</b>	<b>60,430</b>
<b>8/27</b>	<b>New York Jets</b>	<b>W, 17-10</b>	<b>58,176</b>

## 1984 (3-1)

8/4	at Kansas City	W, 34-20	34,230
<b>8/11</b>	<b>Atlanta</b>	<b>W, 31-21</b>	<b>58,502</b>
8/18	at Houston Oilers	W, 31-19	45,522
<b>8/25</b>	<b>Washington</b>	<b>L, 9-14</b>	<b>52,040</b>

## 1985 (1-3)

8/10	at New England	W, 32-20	27,014
<b>8/17</b>	<b>Houston Oilers</b>	<b>L, 20-23</b>	<b>53,491</b>
<b>8/24</b>	<b>Tampa Bay</b>	<b>L, 10-14</b>	<b>49,337</b>
8/30	at San Diego	L, 20-21	40,462

## 1986 (2-2)

8/9	at Denver	W, 10-7	47,408
<b>8/16</b>	<b>New England</b>	<b>L, 34-38</b>	<b>54,364</b>
8/23	at Houston Oilers	L, 13-24	38,617
<b>8/30</b>	<b>Kansas City</b>	<b>W, 13-10</b>	<b>47,945</b>

## 1987 (3-1)

<b>8/15</b>	<b>Minnesota</b>	<b>W, 23-17</b>	<b>52,884</b>
<b>8/22</b>	<b>Houston Oilers</b>	<b>L, 13-16</b>	<b>51,562</b>
<b>8/29</b>	<b>Pittsburgh</b>	<b>W, 31-28</b>	<b>46,770</b>
9/4	at Cincinnati	W, 26-14	46,289

## 1988 (2-2)

8/7	at Minnesota	W, 23-20	47,624
8/12	at Phoenix	W, 33-28	51,987
8/20	at Indianapolis	L, 6-18	54,117
<b>8/27</b>	<b>Pittsburgh</b>	<b>L, 28-31</b>	<b>56,174</b>

## 1989 (1-3)

<b>8/12</b>	<b>Indianapolis</b>	<b>L, 7-31</b>	<b>57,771</b>
8/19	at Buffalo	L, 7-10	48,512
<b>8/28</b>	<b>Cincinnati</b>	<b>W, 27-10</b>	<b>51,150</b>
<b>9/1</b>	<b>Washington</b>	<b>L, 21-26</b>	<b>56,181</b>

## 1990 (4-1)

8/5	L.A. Raiders (London, Eng.)	W, 17-10	63,106
8/11	at Minnesota	W, 13-10	48,154
8/18	Green Bay (Madison, Wis.)	L, 13-27	47,848
<b>8/25</b>	<b>Buffalo</b>	<b>W, 28-23</b>	<b>51,959</b>
<b>8/31</b>	<b>Indianapolis</b>	<b>W, 17-14</b>	<b>54,796</b>

## 1991 (2-2)

<b>8/3</b>	<b>Minnesota</b>	<b>W, 18-3</b>	<b>58,953</b>
<b>8/10</b>	<b>Green Bay</b>	<b>W, 31-20</b>	<b>55,730</b>
8/17	at Indianapolis	L, 28-34	50,896
8/24	at Miami	L, 24-28	44,099

## 1992 (3-1)

8/10	at Chicago	W, 34-31	53,846
<b>8/17</b>	<b>Pittsburgh</b>	<b>W, 26-0</b>	<b>61,671</b>
<b>8/22</b>	<b>Houston Oilers</b>	<b>L, 3-33</b>	<b>61,194</b>
8/27	Miami (Baltimore, Md.)	W, 17-3	60,021



# PRESEASON RESULTS

## 1993 (4-1)

7/31	Philadelphia (Tokyo, Japan)	W, 28-16	49,363
8/7	Houston Oilers (San Ant., Texas)	W, 37-28	40,308
8/14	Green Bay (Madison, Wis.)	W, 26-17	59,523
<b>8/23</b>	<b>Chicago</b>	<b>W, 20-14</b>	<b>61,149</b>
<b>8/27</b>	<b>Detroit</b>	<b>L, 16-17</b>	<b>60,700</b>

## 1994 (1-3)

8/5	at New England	L, 6-24	37,800
8/13	at Minnesota	L, 17-21	46,067
<b>8/19</b>	<b>Green Bay</b>	<b>L, 10-13</b>	<b>54,714</b>
<b>8/25</b>	<b>Dallas</b>	<b>W, 28-10</b>	<b>57,281</b>

## 1995 (1-3)

8/5	Green Bay (Madison, Wis.)	L, 17-27	49,071
8/11	at N.Y. Giants	L, 13-14	54,416
<b>8/20</b>	<b>Seattle</b>	<b>L, 19-24</b>	<b>38,228</b>
<b>8/25</b>	<b>Detroit</b>	<b>W, 24-10</b>	<b>38,073</b>

## 1996 (3-2)

7/27	Indianapolis (Canton, Ohio)*	L, 3-10	23,376
8/2	at Detroit	W, 23-22	35,782
8/10	at Kansas City	L, 6-42	65,710
<b>8/17</b>	<b>Chicago</b>	<b>W, 31-21</b>	<b>35,246</b>
<b>8/23</b>	<b>Minnesota</b>	<b>W, 16-13</b>	<b>35,728</b>

## 1997 (3-1)

8/2	at Tennessee	W, 21-12	22,811
<b>8/9</b>	<b>Kansas City</b>	<b>W, 26-7</b>	<b>55,211</b>
8/16	at Oakland	L, 18-16	36,771
8/22	at Chicago	W, 13-7	58,656

## 1998 (1-3)

8/8	at Green Bay	L, 7-31	60,080
8/14	at Denver	L, 10-17	70,937
<b>8/22</b>	<b>Tennessee</b>	<b>L, 24-26</b>	<b>46,069</b>
<b>8/28</b>	<b>Tampa Bay</b>	<b>W, 10-6</b>	<b>43,774</b>

## 1999 (2-2)

8/13	at Miami	W, 26-14	59,972
<b>8/21</b>	<b>Indianapolis</b>	<b>L, 7-37</b>	<b>41,788</b>
<b>8/28</b>	<b>Green Bay</b>	<b>L, 17-38</b>	<b>53,074</b>
9/2	at Tennessee	W, 12-11	63,634

## 2000 (1-3)

7/29	at New York Jets	L, 20-24	75,754
8/5	at Minnesota	W, 25-24	63,445
8/12	Indianapolis (W. Lafayette, Ind.)	L, 0-17	20,105
<b>8/25</b>	<b>Miami</b>	<b>L, 17-22</b>	<b>46,955</b>

## 2001 (1-3)

8/11	Minnesota (San Ant., Texas)	L, 21-28	46,752
<b>8/18</b>	<b>Dallas</b>	<b>W, 16-10</b>	<b>53,249</b>
8/24	at Denver	L, 24-31	74,063
9/1	at Seattle	L, 14-28	68,655

## 2002 (3-1)

<b>8/10</b>	<b>Houston</b>	<b>L, 10-13</b>	<b>67,356</b>
8/15	at Miami	W, 24-7	56,930
8/24	at Cincinnati	W, 31-23	41,636
<b>8/30</b>	<b>Indianapolis</b>	<b>W, 25-21</b>	<b>67,247</b>

## 2003 (1-3)

<b>8/11</b>	<b>Philadelphia</b>	<b>L, 17-27</b>	<b>67,594</b>
8/16	at New York Jets	W, 22-17	76,527
8/23	at San Francisco	L, 12-27	63,153
<b>8/28</b>	<b>Miami</b>	<b>L, 10-24</b>	<b>68,477</b>

## 2004 (2-2)

<b>8/13</b>	<b>New York Jets</b>	<b>W, 23-13</b>	<b>64,900</b>
8/16	at Green Bay	L, 14-19	69,669
8/27	at Chicago	W, 17-13	61,208
<b>9/3</b>	<b>Miami</b>	<b>L, 19-20</b>	<b>64,900</b>

## 2005 (1-3)

<b>8/12</b>	<b>Seattle</b>	<b>L, 15-34</b>	<b>38,529</b>
8/18	at New England	W, 37-27	68,736
<b>8/26</b>	<b>Baltimore</b>	<b>L, 6-21</b>	<b>44,485</b>
9/1	at Oakland	L, 6-13	32,191

## 2006 (1-3)

8/12	at Tennessee	W, 19-16	69,143
<b>8/21</b>	<b>Dallas (Shreveport, La.)</b>	<b>L, 7-30</b>	<b>45,162</b>
<b>8/26</b>	<b>Indianapolis (Jack., Miss.)</b>	<b>L, 6-21</b>	<b>44,485</b>
9/1	at Kansas City	L, 9-10	70,456

# PRESEASON RESULTS

## 2007 (3-2)

8/5	Pittsburgh (Canton, Ohio)*	L, 7-20	22,302
<b>8/10</b>	<b>Buffalo</b>	<b>L, 10-13</b>	<b>70,003</b>
8/18	at Cincinnati	W, 27-19	65,227
8/23	at Kansas City	W, 30-7	72,283
<b>8/30</b>	<b>Miami</b>	<b>W, 7-0</b>	<b>68,926</b>

## 2008 (2-2)

8/7	at Arizona	W, 24-10	63,109
<b>8/16</b>	<b>Houston</b>	<b>L, 27-31</b>	<b>70,009</b>
8/23	at Cincinnati	W, 13-0	65,043
<b>8/28</b>	<b>Miami</b>	<b>L, 10-14</b>	<b>70,008</b>

## 2009 (3-1)

<b>8/14</b>	<b>Cincinnati</b>	<b>W, 17-7</b>	<b>68,962</b>
8/22	at Houston	W, 38-14	70,107
8/29	at Oakland	W, 45-7	32,585
<b>9/3</b>	<b>Miami</b>	<b>L, 7-10</b>	<b>68,681</b>

## 2010 (2-2)

8/12	at New England	L, 24-27	68,756
<b>8/21</b>	<b>Houston</b>	<b>W, 38-20</b>	<b>70,025</b>
<b>8/27</b>	<b>San Diego</b>	<b>W, 36-21</b>	<b>70,031</b>
9/2	at Tennessee	L, 24-27	69,143

## 2011 (2-2)

<b>8/12</b>	<b>San Francisco</b>	<b>W, 24-3</b>	<b>72,578</b>
8/20	at Houston	L, 14-27	70,828
8/28	at Oakland	W, 40-20	34,322
<b>9/1</b>	<b>Tennessee</b>	<b>L, 9-32</b>	<b>72,667</b>

## 2012 (2-3)

8/5	Arizona (Canton, Ohio)*	W, 17-10	18,100
8/9	at New England	L, 6-7	68,756
<b>8/17</b>	<b>Jacksonville</b>	<b>L, 24-27</b>	<b>72,056</b>
<b>8/25</b>	<b>Houston</b>	<b>W, 34-27</b>	<b>72,082</b>
8/30	at Tennessee	L, 6-10	69,143

## 2013 (3-1)

<b>8/9</b>	<b>Kansas City</b>	<b>W, 17-13</b>	<b>72,080</b>
<b>8/16</b>	<b>Oakland</b>	<b>W, 28-20</b>	<b>72,122</b>
8/25	at Houston	W, 31-23	71,611
8/29	at Miami	L, 21-24	43,019

## 2014 (3-1)

8/8	at St. Louis	W, 26-24	54,850
<b>8/15</b>	<b>Tennessee</b>	<b>W, 31-24</b>	<b>73,002</b>
8/23	at Indianapolis	W, 23-17	65,565
<b>8/28</b>	<b>Baltimore</b>	<b>L, 13-22</b>	<b>73,004</b>


Home games in bold

\* - Hall of Fame Game

# PRESEASON RECORDS

Team	W	L	T	Pct.
Arizona	5	0	0	1.000
Atlanta	3	1	0	.750
Baltimore	0	2	0	.000
Buffalo	3	4	0	.429
Carolina	0	0	0	.000
Chicago	6	1	0	.857
Cincinnati	7	1	0	.875
Cleveland	1	1	0	.500
Dallas	3	4	0	.429
Denver	3	2	0	.600
Detroit	3	4	0	.429
Green Bay	2	6	0	.250
Houston	4	3	0	.571
Indianapolis	6	7	0	.462
Jacksonville	0	1	0	.000
Kansas City	6	4	0	.600

Team	W	L	T	Pct.
Miami	7	14	0	.333
Minnesota	7	4	0	.636
New England	4	6	0	.400
N.Y. Giants	1	1	0	.500
N.Y. Jets	4	4	0	.500
Oakland	4	2	0	.667
Philadelphia	3	3	0	.500
Pittsburgh	3	8	0	.273
St. Louis	1	2	0	.333
San Diego	2	4	0	.333
San Francisco	2	1	0	.667
Seattle	0	3	0	.000
Tampa Bay	1	4	0	.200
Tennessee	15	14	1	.517
Washington	0	2	0	.000
<b>Totals</b>	<b>103</b>	<b>112</b>	<b>1</b>	<b>.479</b>



# SAINTS STATISTICS

1967

RECORD: 3-11

FINISH: 4th-CAPITOL

Date	W/L	Score	Opponent	Attendance	RUSHING	No	Yds	Avg	LG	TD	PUNT	RET	Ret	FC	Yds	Avg	LG	TD
9/17	L	13-27	Los Angeles	80,879	Taylor	130	390	3.0	16	2	Roberts	11	12	50	4.5	11	0	
9/24	L	10-30	Washington	74,937	Wheelwright	59	198	3.4	13	0	Gilliam	7	6	13	1.9	8	0	
10/1	L	7-42	Cleveland	77,045	Kilmer	20	142	7.1	31	1	Brown	3	2	1	0.3	13	0	
10/8	L	21-27	at New York Giants	62,670	Barrington	34	121	3.6	22	0	Douglas	2	1	15	7.5	12	0	
10/15	L	10-14	at Dallas	64,128	Schultz	32	117	3.7	22t	2	Saints	23	21	79	3.4	13	0	
10/22	L	13-27	at San Francisco	34,285	McCall	21	86	4.1	49t	1	Opponents	35	14	261	7.5	29	0	
10/29	L	10-14	Pittsburgh	68,911	Cuzzo	19	43	2.3	10	1								
11/5	W	31-24	Philadelphia	59,596	Gilliam	7	41	5.9	19	0	KICKOFF RET	No	Yds	Avg	LG	TD		
11/12	L	10-27	Dallas	83,437	McNeill	4	38	9.5	25	0	Roberts	28	737	26.3	91t	1		
11/19	L	21-48	at Philadelphia	60,751	Brown	8	16	2.0	7	2	Gilliam	16	481	30.1	94t	1		
11/26	W	27-24	Atlanta	83,437	Saints	334	1192	3.6	49t	9	Barrington	7	113	16.1	27	0		
12/3	L	20-31	at St. Louis	41,171	Opponents	469	2092	4.5	56t	22	McCall	7	198	28.3	68	0		
12/10	L	10-30	at Baltimore	60,238							Brown	5	103	20.6	26	0		
12/17	W	30-14	at Washington	50,486	RECEIVING	No	Yds	Avg	LG	TD	Jordan	3	56	18.7	27	0		

## TEAM STATISTICS

### TOTAL FIRST DOWNS

Rushing	67	114
Passing	135	138
Penalty	17	24

### POSSESSION AVG.

#### TOTAL NET YARDS

Avg. Per Game	270.7	352.0
Total Plays	864	902
Avg. Per Play	4.4	5.5

#### NET YARDS RUSHING

Avg. Per Game	85.1	149.4
Total Rushes	334	469

#### NET YARDS PASSING

Avg. Per Game	185.6	202.6
Sacked/Yards Lost	52/391	23/109
Gross Yards	2989	3035
Att./Completions	478/237	410/207
Completion Pct.	49.6	50.5
Had Intercepted	23	22

#### PUNTS/AVERAGE

NET PUNTING YARDS	74/42.9	63/39.9
PENALTIES/YARDS	74/37.5	63/37.3
FUMBLES/BALL LOST	76/785	83/844
TOUCHDOWNS	21/14	21/10
Rushing	27	48
Passing	9	22
Returns	13	25
	5	1

#### SCORING

Saints	40	75	66	52	0	233
Opponents	57	128	74	120	0	379

#### SCORING

Durkee	0	0	0	0	27/27	14/32	0	69
Abramowicz	6	0	0	0			0	36
Roberts	5	0	3	2			0	30
Brown	2	2	0	0			0	12
Gilliam	2	0	1	1			0	12
Kramer	2	0	2	0			0	12
McCall	2	0	1	1			0	12
Schultz	2	2	0	0			0	12
Taylor	2	2	0	0			0	12
Whitsett	2	0	2	0			0	12
Cuzzo	1	1	0	0			0	6
Kilmer	1	1	0	0			0	6
Anderson	0	0	0	0			1	2
Saints	27	9	13	5	27/27	14/32	1	233
Opponents	48	22	25	1	46/48	15/29	0	379

#### SACKS: Saints 23.0, Opp. 52.0

#### INTERCEPTIONS

Whitsett	10	178	17.8	41t	2
Burkett	3	57	19.0	23	0
Logan	3	21	7.0	18	0
Hart	1	21	21.0	21	0
Douglas	1	19	19.0	19	0
Rose	1	15	15.0	15	0
D. Simmons	1	12	12.0	12	0
Whittingham	1	8	8.0	8	0
Heidel	1	2	2.0	2	0
Saints	22	333	15.1	41t	2
Opponents	23	303	13.2	88	0

#### PUNTING

McNeill	74	3174	42.9	37.5	7	66	0
Saints	74	3174	42.9	37.5	7	66	0
Opponents	63	2511	39.9	37.3	4	68	0

#### FIELD GOALS

Durkee	3/3	2/8	6/7	3/11	0/3
Saints	3/3	2/8	6/7	3/11	0/3
Opponents	3/8	6/7	4/6	1/7	1/1

#### 1967 NFL CAPITOL STANDINGS

##### Saints Finish: 4th place

	W	L	T	Pct.
Dallas	9	5	0	.643
Philadelphia	6	7	1	.462
Washington	5	6	3	.455
New Orleans	3	11	0	.214

#### 1967 NFL CAPITOL STANDINGS

	W	L	T	Pct.
Dallas	9	5	0	.643
Philadelphia	6	7	1	.462
Washington	5	6	3	.455
New Orleans	3	11	0	.214

#### PASSING

Cuzzo	260	134	1562	51.5	6.01	7	2.7	12	4.6	49t	33/236	59.8
Kilmer	204	97	1341	47.5	6.57	6	2.9	11	5.4	96	18/147	56.4
Wood	11	5	62	45.5	5.64	0	0.0	0	0.0	27	1/8	63.4
Barrington	2	0	0.0	0.0	0.00	0	0.0	0	0.0	0	0/0	39.6
McNeill	1	1	24	100.0	24.00	0	0.0	0	0.0	24	0/0	118.8
Saints	478	237	2989	49.6	6.25	13	2.7	23	4.8	96	52/391	58.5
Opponents	410	207	3035	50.5	7.40	25	6.1	22	5.4	76t	23/199	73.0

# SAINTS STATISTICS

1968

RECORD: 4-9-1

FINISH: 3rd-CENTURY

Date	W/L	Score	Opponent	Attendance
9/15	L	10-24	Cleveland	74,215
9/22	W	31-17	Washington	65,941
9/29	L	20-21	St. Louis	79,021
10/6	L	21-38	at New York Giants	60,967
10/13	W	20-17	Minnesota	71,105
10/20	W	16-12	at Pittsburgh	32,303
10/27	L	17-31	at St. Louis	45,476
11/3	L	3-17	Dallas	84,728
11/10	L	17-35	at Cleveland	71,025
11/17	L	7-29	at Green Bay (Mil.)	49,644
11/24	T	20-20	at Detroit	46,152
12/1	L	17-23	Chicago	78,285
12/8	L	17-29	at Philadelphia	57,128
12/15	W	24-14	Pittsburgh	66,131

TEAM STATISTICS	N.O.	OPP.
TOTAL FIRST DOWNS	224	228
Rushing	80	97
Passing	122	109
Penalty	22	22

POSSESSION AVG.	N.O.	OPP.
TOTAL NET YARDS	3863	4291
Avg. Per Game	275.9	306.5
Total Plays	881	839
Avg. Per Play	4.4	5.1

NET YARDS RUSHING	N.O.	OPP.
Avg. Per Game	1527	2105
Total Rushes	109.1	150.4
Avg. Per Rush	4.4	5.1

NET YARDS PASSING	N.O.	OPP.
Avg. Per Game	2336	2186
Sacked/Yards Lost	166.9	156.1
Gross Yards	33,213	34,297

ATT./COMPLETIONS	N.O.	OPP.
Completion Pct.	439/210	366/153
Had Intercepted	47.8	41.8

Had Intercepted	29	16
<b>PUNTS/AVERAGE</b>	<b>75/37.6</b>	<b>69/40.8</b>
<b>NET PUNTING AVG.</b>	<b>75/32.3</b>	<b>69/37.4</b>

TOUCHDOWNS	N.O.	OPP.
Rushing	19/11	33/26
Passing	7	13
Returns	17	25

SCORE BY PERIODS	1	2	3	4	OT	TOT
Saints	71	79	51	45	0	246
Opponents	44	95	67	121	0	327

SCORING	TD	Ru	Pa	Rt	PAT	FG	S	TP
Durkee	0	0	0	0	27/27	19/37	0	84
Abramowicz	7	0	0	0	0	0	0	42
McCall	6	4	2	0	0	0	0	36
Lorick	3	0	3	0	0	0	0	18
Hester	2	0	2	0	0	0	0	12
Kilmer	2	2	0	0	0	0	0	12
Stickles	2	2	0	0	0	0	0	12
Barrington	1	0	1	0	0	0	0	6
Brown	1	0	0	1	0	0	0	6
Burris	1	0	0	1	0	0	0	6
Wheelwright	1	0	0	0	0	0	0	6
Whitsell	1	0	0	1	0	0	0	6
Saints	27	7	17	3	27/27	19/37	0	246
Opponents	42	13	25	4	37/42	12/27	1	327

SACKS	Saints	Opp.
SACKS	Saints 34.0, Opp. 33.0	

RUSHING	No	Yds	Avg	LG	TD
McCall	155	637	4.1	48	4
Lorick	104	344	3.3	36	0
Schultz	43	152	3.5	15	0
Barrington	45	111	2.5	22	0
Wheelwright	21	99	4.7	15	1
Kilmer	21	97	4.6	22	2
Gilliam	2	36	18.0	29	0
Abramowicz	2	27	13.5	18	0
Poage	1	22	22.0	22	0
South	4	5	1.3	2	0
Baker	4	2	0.5	3	0
McNeill	2	1	0.5	15	0
Whitsell	1	-1	-1.0	-1	0
Sweetan	4	-5	-1.3	2	0
Saints	409	1527	3.7	48	7
Opponents	439	2105	4.8	77	13

RECEIVING	No	Yds	Avg	LG	TD
Abramowicz	54	890	16.5	47	7
Lorick	26	272	10.5	29	3
McCall	26	270	10.4	25	2
Parks	25	258	10.3	41	0
Gilliam	24	284	11.8	39	0
Hester	17	300	17.6	51	2
Stickles	15	206	13.7	35	2
Schultz	12	34	2.8	14	0
Barrington	9	33	3.7	10	1
Poage	1	11	11.0	11	0
Wheelwright	1	-9	-9.0	-9	0
Saints	210	2549	12.1	51	17
Opponents	153	2483	16.2	68	25

INTERCEPTIONS	No	Yds	Avg	LG	TD
Whitsell	6	44	7.3	32	0
Burris	3	129	43.0	94	1
Gene Howard	3	51	17.0	35	0
Whittingham	1	16	16.0	16	0
Kimbrough	1	15	15.0	15	0
Cordileone	1	7	7.0	7	0
Kelley	1	0	0.0	0	0
Saints	16	262	16.4	94	1
Opponents	29	294	10.1	51	2

PUNTING	No	Yds	Avg	Net	TB	I20	LG	B
McNeill	49	2009	41.0	32.8	4	58	1	58
South	14	387	27.6	27.6	0	44	0	44
Fraser	11	391	35.5	35.6	0	56	0	56
Lorick	1	36	36.0	36.0	0	36	0	36
Saints	75	2823	37.6	32.3	4	58	1	58
Opponents	69	2813	40.8	37.4	4	84	1	84

PUNT RET	Ret	FC	Yds	Avg	LG	TD
Gilliam	15	7	60	4.0	21	0
Brown	8	1	60	7.5	53	1
Gene Howard	8	5	42	5.3	12	0
Nevett	3	0	-9	-3.0	0	0
Douglas	0	1	0	---	---	0
Saints	34	14	153	4.5	53	1
Opponents	30	17	320	10.7	86	1

KICKOFF RET	No	Yds	Avg	LG	TD
Gene Howard	23	533	23.2	36	0
Gilliam	15	328	21.9	48	0
Brown	8	137	17.1	28	0
Nevett	2	94	47.0	31	0
Douglas	1	10	10.0	10	0
Jones	1	5	5.0	5	0
Kelley	1	20	20.0	20	0
Stonebreaker	1	22	22.0	22	0
Whitsell	1	0	0.0	0	0
Saints	53	1149	21.7	48	0
Opponents	57	1134	19.9	56	0

FIELD GOALS	1-19	20-29	30-39	40-49	50+
Durkee	3/3	3/4	9/14	4/11	0/5
Team	3/3	3/4	9/14	4/11	0/5
Opponents	1/2	5/6	1/6	4/11	1/2

1968 NFL CENTURY STANDINGS	W	L	T	Pct.
Cleveland	10	4	0	.714
St. Louis	9	4	1	.692
New Orleans	4	9	1	.321
Pittsburgh	2	11	1	.154

1968 NFL CENTURY STANDINGS	W	L	T	Pct.
Cleveland	10	4	0	.714
St. Louis	9	4	1	.692
New Orleans	4	9	1	.321
Pittsburgh	2	11	1	.154


OWNERSHIP

FOOTBALL

ADMINISTRATION

RECORDS

HISTORY



# SAINTSSTATISTICS

1969

RECORD: 5-9

FINISH: 3rd-CAPITOL

Date	W/L	Score	Opponent	Attendance
9/21	L	20-26	Washington	73,147
9/28	L	17-21	Dallas	79,567
10/5	L	17-36	at Los Angeles	54,879
10/12	L	17-27	Cleveland	71,274
10/19	L	10-30	Baltimore	80,636
10/26	L	10-13	at Philadelphia	60,658
11/2	W	51-42	at St. Louis	46,718
11/9	L	17-33	at Dallas	68,282
11/16	W	25-24	at New York Giants	62,927
11/23	W	43-38	San Francisco	71,448
11/30	W	17-13	Philadelphia	72,805
12/7	L	17-45	at Atlanta	57,021
12/14	L	14-17	at Washington	50,354
12/21	W	27-24	Pittsburgh	72,256

## TEAM STATISTICS

TEAM FIRST DOWNS	N.O.	OPP.
Rushing	282	242
Passing	93	88
Penalty	158	131
	31	23

## POSSESSION AVG.

TOTAL NET YARDS	4679	5018
Avg. Per Game	334.2	358.4
Total Plays	879	822
Avg. Per Play	5.3	6.1

## NET YARDS RUSHING

NET YARDS RUSHING	1705	1835
Avg. Per Game	121.8	131.1
Total Rushes	399	419

## NET YARDS PASSING

NET YARDS PASSING	2974	3183
Avg. Per Game	212.4	227.4
Sacked/Yards Lost	27/241	21/199
Gross Yards	3215	3382
Att./Completions	453/245	382/200
Completion Pct.	54.1	52.4
Had Intercepted	20	12

## PUNTS/AVERAGE

PUNTS/AVERAGE	49/41.4	58/41.6
---------------	---------	---------

## NET PUNTING AVG.

NET PUNTING AVG.	49/36.6	58/36.1
------------------	---------	---------

## PENALTIES/YARDS

PENALTIES/YARDS	83/943	81/773
-----------------	--------	--------

## FUMBLES/BALL LOST

FUMBLES/BALL LOST	20/12	20/10
-------------------	-------	-------

## TOUCHDOWNS

TOUCHDOWNS	35	49
Rushing	12	15
Passing	22	32
Returns	1	2

## Score by Periods

Score by Periods	1	2	3	4	OT	TOT
Saints	37	109	96	69	0	311
Opponents	87	143	70	93	0	393

## SCORING

SCORING	TD	Ru	Pa	Rt	PAT	FG	S	TP
Dempsey	0	0	0	0	33/35	22/41	0	39
Livingston	8	5	3	0	0	0	0	48
Abramowicz	7	0	7	0	0	0	0	42
Wheelwright	5	4	1	0	0	0	0	30
Poage	4	0	4	0	0	0	0	24
Parks	3	0	3	0	0	0	0	18
Baker	2	1	1	0	0	0	0	12
Shy	2	1	1	0	0	0	0	12
Barrington	1	1	0	0	0	0	0	6
Dodd	1	0	1	0	0	0	0	6
Hester	1	0	1	0	0	0	0	6
Preece	1	0	0	1	0	0	0	6
Saints	35	12	22	1	33/35	22/41	1	311
Opponents	49	15	32	2	47/49	16/29	2	393

SACKS: Saints 21.0, Opp. 27.0

RUSHING	No	Yds	Avg	LG	TD
Livingston	181	761	4.2	18	5
Baker	134	642	4.8	54	1
Wheelwright	25	85	3.4	17	4
Shy	21	75	3.6	22	1
Abramowicz	3	61	20.3	28	0
Barrington	7	33	4.7	17	1
Kilmer	11	18	1.6	12	0
Hargett	5	15	3.0	11	0
Dodd	3	12	4.0	9	0
Lorick	5	11	2.2	6	0
Poage	1	-3	-3.0	-3	0
Looney	3	-5	-1.7	4	0
Saints	399	1705	4.3	54	12
Opponents	419	1835	4.4	66t	15

RECEIVING	No	Yds	Avg	LG	TD
Abramowicz	73	1015	13.9	49t	7
Dodd	37	600	16.2	52	1
Baker	34	352	10.4	35	1
Parks	31	439	14.2	40	3
Livingston	28	278	9.9	51t	3
Poage	18	236	13.1	29	4
Shy	9	141	15.7	70	1
Wheelwright	8	68	8.5	20t	1
Barrington	4	42	10.5	15	0
Hester	3	44	14.7	22	1
Saints	245	3215	13.1	70	22
Opponents	200	3382	16.9	88t	32

INTERCEPTIONS	No	Yds	Avg	LG	TD
Neveitt	3	20	6.7	20	0
Whitsell	3	14	4.7	11	0
Gene Howard	2	0	0.0	0	0
Burns	1	24	24.0	24	0
Absher	1	7	7.0	7	0
Preece	1	6	6.0	6	0
Thompson	1	2	2.0	2	0
Saints	12	73	6.1	24	0
Opponents	20	265	13.3	47	0

PUNTING	No	Yds	Avg	Net	TB	I20	LG	B
Cordill	42	1719	40.9	35.9	2	58	1	0
McNeill	7	312	44.6	41.0	1	81	0	0
Saints	49	2031	41.4	36.6	3	81	1	0
Opponents	58	2410	41.6	36.1	5	54	1	0

PUNT RET	Ret	FC	Yds	Avg	LG	TD
Dodd	15	9	106	7.1	21	0
Gene Howard	9	0	73	8.1	30	0
Thompson	4	1	25	6.3	12	0
Barrington	1	0	8	8.0	8	0
Ward	1	1	5	5.0	5	0
Lorick	0	1	0	---	---	0
Saints	30	12	217	7.2	30	0
Opponents	27	5	176	6.5	39	0

KICKOFF RET	No	Yds	Avg	LG	TD
Barrington	17	394	23.2	54	0
Shy	16	447	27.9	57	0
Gene Howard	9	227	25.2	86	0
Dodd	8	171	21.4	28	0
Thompson	5	101	20.2	26	0
Ward	3	58	19.3	21	0
Neveitt	2	53	26.5	37	0
Hester	1	4	4.0	4	0
Preece	1	0	0.0	0	0
Saints	62	1455	23.5	86	0
Opponents	48	935	19.5	44	0

FIELD GOALS	1-19	20-29	30-39	40-49	50+
Dempsey	5/6	6/7	3/6	7/11	1/11
Saints	5/6	6/7	3/6	7/11	1/11
Opponents	6/7	4/4	4/8	2/9	0/1

Dempsey: (57N, 13G, 43G) (32N, 56N, 43G) (48N, 55G) (22G) (35N, 33G) (18N, 22G) (48N, 43B, 56N, 43G) (56N, 37G) (50N, 23G, 43G, 13G, 19G) (53B, 55N, 57N, 17G, 43G) (27N, 56N, 37N, 27G, 40G, 26G, 17G) (54N, 47N, 20G) ( ) (38G, 40G)

Opponents: (18G) (47N) (35G, 44G) (31N, 37N, 37B, 28G, 30G) (57N, 43N, 33G) (34N, 47N, 45N, 12G, 40G) ( ) (46B, 40N, 21G, 21G) (19G) (23G) (30G) (19G) (44N, 19G) (19N, 11G)

## 1969 NFL CAPITOL STANDINGS

Saints Finish: 3rd place	W	L	T	Pct.
Dallas	11	2	1	.846
Washington	7	5	2	.583
New Orleans	5	9	0	.357
Philadelphia	4	9	1	.308

PASSING	Att	Cmp	Yds	Cmp%	Yds/Att	TD	TD%	Int	Int%	Long	Sk/Yds	Rating
Kilmer	360	193	2532	53.6	7.03	20	5.6	17	4.7	52	22/212	74.9
Hargett	52	31	403	59.6	7.75	0	0.0	0	0.0	32	3/18	84.1
Ninowski	34	17	227	50.0	6.68	1	2.9	2	5.9	70	1/11	56.9
Livingston	4	3	38	75.0	9.50	1	25.0	1	25.0	14	0/0	104.2
Barrington	2	1	15	50.0	7.50	0	0.0	0	0.0	15	1/0	75.0
Looney	1	0	0	0.0	0.00	0	0.0	0	0.0	0	0/0	39.6
Saints	453	245	3215	54.1	7.10	22	4.9	20	4.4	70	27/241	74.5
Opponents	382	200	3382	52.4	8.85	32	8.4	12	3.1	88t	21/199	97.4

# SAINTS STATISTICS

## 1970

### RECORD: 2-11-1

### FINISH: 4th-NFC WEST

Date	W/L	Score	Opponent	Attendance
9/20	L	3-14	Atlanta	77,042
9/27	L	0-26	at Minnesota	47,900
10/4	W	14-10	New York Giants	69,126
10/11	L	17-24	at St. Louis	45,294
10/18	T	20-20	at San Francisco	39,446
10/25	L	14-32	at Atlanta	58,850
11/1	L	17-30	Los Angeles	77,861
11/8	W	19-17	Detroit	66,910
11/15	L	10-21	at Miami	42,866
11/22	L	6-31	Denver	66,837
11/29	L	6-26	at Cincinnati	59,342
12/6	L	16-34	at Los Angeles	66,410
12/13	L	27-38	San Francisco	61,940
12/20	L	3-24	Chicago	63,518

TEAM STATISTICS	N.O.	OPP.
<b>TOTAL FIRST DOWNS</b>	<b>183</b>	<b>263</b>
Rushing	55	100
Passing	112	150
Penalty	16	13
3rd Down: Made/Att.	67/198	84/193
3rd Down: Pct.	33.8	43.5
4th Down: Made/Att.	0/1	3/5
4th Down: Pct.	0.0	60.0

POSSESSION AVG.	N.O.	OPP.
<b>TOTAL NET YARDS</b>	<b>3673</b>	<b>4952</b>
Avg. Per Game	262.4	353.7
Total Plays	814	916
Avg. Per Play	4.5	5.4

NET YARDS RUSHING	N.O.	OPP.
Avg. Per Game	86.8	135.1
Total Rushes	371	469

NET YARDS PASSING	N.O.	OPP.
Avg. Per Game	175.6	218.6
Sacked/Yards Lost	28/232	17/136
Gross Yards	2690	3197
Att./Completions	415/213	430/238
Completion Pct.	51.3	55.3
Had Intercepted	22	22

PUNTS/AVERAGE	N.O.	OPP.
<b>NET PUNTING AVG.</b>	<b>77/35.8</b>	<b>56/34.3</b>
<b>PENALTIES/YARDS</b>	<b>91/1029</b>	<b>79/875</b>
<b>FUMBLES/BALL LOST</b>	<b>27/18</b>	<b>26/16</b>
<b>TOUCHDOWNS</b>	<b>17</b>	<b>40</b>
Rushing	4	15
Passing	11	19
Returns	2	6

Score by Periods	1	2	3	4	OT	TOT
Saints	59	33	22	58	0	172
Opponents	68	87	76	116	0	347

SCORING	Td	Ru	Pa	Rt	PAT	FG	S	TP
Dempsey	0	0	0	0	16/17	18/34	0	70
Abramowicz	5	0	5	0	0	0	30	
Barrington	2	2	0	0	0	0	12	
Burrough	2	0	2	0	0	0	12	
Dodd	2	0	1	1	0	0	12	
Parks	2	0	2	0	0	0	12	
Baker	1	1	0	0	0	0	6	
McCall	1	1	0	0	0	0	6	
Morgan	1	0	0	1	0	0	6	
Poage	1	0	1	0	0	0	6	
Saints	17	4	11	2	16/17	18/34	0	172
Opponents	40	15	19	6	38/40	23/34	0	347

SACKS: Saints 17.0, Opp. 28.0

RUSHING	No	Yds	Avg	LG	TD
Baker	82	337	4.1	29	1
Barrington	72	228	3.2	16	2
Otis	71	211	3.0	15	0
Pitts	32	96	3.0	11	0
Davis	27	94	3.5	25	0
McCall	23	63	2.7	11	1
Wheelwright	16	45	2.8	9	0
Kilmer	12	42	3.5	15	0
Dodd	5	31	6.2	16	0
Livingston	10	29	2.9	10	0
Poage	1	13	13.0	13	0
Abramowicz	1	7	7.0	7	0
Hargett	4	7	1.8	7	0
Dusenbery	4	6	1.5	3	0
Nyvall	5	6	1.2	6	0
Burrough	1	4	4.0	4	0
Gros	4	2	0.5	4	0
Fagan	1	-6	-6.0	-6	0
<b>Saints</b>	<b>371</b>	<b>1215</b>	<b>3.3</b>	<b>29</b>	<b>4</b>
<b>Opponents</b>	<b>469</b>	<b>1891</b>	<b>4.0</b>	<b>74</b>	<b>15</b>

RECEIVING	No	Yds	Avg	LG	TD
Abramowicz	55	906	16.5	48	5
Dodd	28	484	17.3	45	1
Parks	26	447	17.2	38	2
Barrington	22	130	5.9	20	0
Otis	20	124	6.2	22	0
Poage	15	166	11.1	36	1
Burrough	13	196	15.1	35	2
Baker	12	47	3.9	11	0
Pitts	7	63	9.0	12	0
McCall	5	43	8.6	17	0
Davis	4	29	7.3	13	0
Gros	2	0	0.0	1	0
Nyvall	2	-1	-0.5	1	0
Shaw	1	49	49.0	49	0
Wheelwright	1	7	7.0	7	0
<b>Saints</b>	<b>213</b>	<b>2690</b>	<b>12.6</b>	<b>49</b>	<b>11</b>
<b>Opponents</b>	<b>238</b>	<b>3197</b>	<b>13.4</b>	<b>74</b>	<b>19</b>

INTERCEPTIONS	No	Yds	Avg	LG	TD
Hollas	5	79	15.8	29	0
Wyatt	4	45	11.3	25	0
Burkett	4	36	9.0	16	0
Nevett	3	49	16.3	47	0
Howell	3	28	9.3	28	0
Lyons	1	12	12.0	12	0
Morgan	1	7	7.0	7	0
Scarpatti	1	4	4.0	4	0
<b>Saints</b>	<b>22</b>	<b>260</b>	<b>11.8</b>	<b>47</b>	<b>0</b>
<b>Opponents</b>	<b>22</b>	<b>256</b>	<b>11.6</b>	<b>52</b>	<b>1</b>

PUNTING	No	Yds	Avg	Net	TB	IBO	LG	B
Fagan	77	3269	42.5	35.8	4	4	64	2
<b>Saints</b>	<b>77</b>	<b>3269</b>	<b>42.5</b>	<b>35.8</b>	<b>4</b>	<b>4</b>	<b>64</b>	<b>2</b>
<b>Opponents</b>	<b>56</b>	<b>2265</b>	<b>40.4</b>	<b>33.4</b>	<b>9</b>	<b>9</b>	<b>60</b>	<b>1</b>

PUNT RET	Ret	FC	Yds	Avg	LG	TD
Dodd	14	3	129	9.2	41	0
Gene Howard	5	0	14	2.8	5	0
Lyons	5	3	34	6.8	27	0
Hollas	4	6	22	5.5	11	0
Wyatt	1	1	15	15.0	15	0
<b>Saints</b>	<b>29</b>	<b>13</b>	<b>214</b>	<b>7.4</b>	<b>41</b>	<b>0</b>
<b>Opponents</b>	<b>41</b>	<b>22</b>	<b>434</b>	<b>10.6</b>	<b>77</b>	<b>1</b>

KICKOFF RET	No	Yds	Avg	LG	TD
Burrough	15	298	19.9	38	0
Dodd	15	319	21.3	32	0
Dusenbery	10	183	18.3	26	0
Barrington	6	129	21.5	26	0
Otis	2	22	11.0	19	0
Lewis	1	19	19.0	19	0
Lyons	1	20	20.0	20	0
McCall	1	26	26.0	26	0
Pitts	1	22	22.0	22	0
Poage	1	6	6.0	6	0
<b>Saints</b>	<b>53</b>	<b>1044</b>	<b>19.7</b>	<b>38</b>	<b>0</b>
<b>Opponents</b>	<b>35</b>	<b>735</b>	<b>21.0</b>	<b>55</b>	<b>0</b>

FIELD GOALS	1-19	20-29	30-39	40-49	50+
Dempsey	4/5	6/8	1/5	4/7	3/9
<b>Saints</b>	<b>4/5</b>	<b>6/8</b>	<b>1/5</b>	<b>4/7</b>	<b>3/9</b>
<b>Opponents</b>	<b>7/8</b>	<b>4/5</b>	<b>5/7</b>	<b>6/12</b>	<b>1/2</b>

Dempsey: (43B, 50N, 38N, 42G) (30N, 52N, 37N) (54B) (29B, 53N, 34G) (40G, 24G) (44N) (23G) (24B, 29G, 27G, 8G, 63G) (10G) (52N, 47G, 14G) (34B, 28B, 18G) (24G, 50G, 54G) (56N) (19B, 43N, 47G)

Opponents: ( ) (42N, 42N, 22G, 14G, 15G, 47G) (42N, 30N, 26N, 8G) (44G) (49N, 21G, 48G) (16G, 49G) (43G, 14G, 23G) (18G) (53N) (30N, 35G) (49N, 35G, 11G, 34G, 22G) (17N, 45G, 37G) (37G) (45N, 50G)

1970 NFC WEST STANDINGS	W	L	T	Pct.
Saints Finish: 4th place				
San Francisco	10	3	1	.769
Los Angeles	8	5	1	.615
Atlanta	4	8	2	.333
New Orleans	2	11	1	.179

OWNERSHIP

FOOTBALL

ADMINISTRATION

RECORDS

HISTORY

## FINISH: 4th-NFC WEST

Date	W/L	Score	Opponent	Attendance
9/19	W	24-20	Los Angeles	70,915
9/26	L	20-38	San Francisco	81,595
10/3	T	13-13	at Houston	57,966
10/10	L	14-35	at Chicago	45,049
10/17	W	24-14	Dallas	83,088
10/24	L	6-28	at Atlanta	58,850
10/31	L	21-21	at Washington	53,041
11/7	T	14-24	Oakland	83,102
11/14	W	20-23	at San Francisco	45,138
11/21	L	20-23	Minnesota	83,130
11/28	W	29-21	at Green Bay (Mil.)	48,035
12/5	L	28-45	at Los Angeles	83,612
12/12	L	17-21	Cleveland	72,794
12/19	L	20-24	Atlanta	75,954

TEAM STATISTICS	N.O.	OPP.
TOTAL FIRST DOWNS	242	260
Rushing	105	129
Passing	106	110
Penalty	31	21
3rd Down: Made/Att.	62/194	74/182
3rd Down: Pct.	32.0	40.7
4th Down: Made/Att.	4/8	5/6
4th Down: Pct.	50.0	83.3

<b>POSSESSION AVG.</b>		
<b>TOTAL NET YARDS</b>	<b>3666</b>	<b>4438</b>
Avg. Per Game	261.9	317.0
Total Plays	889	852

Avg. Per Play	4.1	5.2
<b>NET YARDS RUSHING</b>	<b>1711</b>	<b>2200</b>
Avg. Per Game	122.2	157.1

Total Rushes	452	495
<b>NET YARDS PASSING</b>	<b>1955</b>	<b>2238</b>
Avg. Per Game	139.6	159.9

Sacked/Yards Lost	50/400	24/234
Gross Yards	2355	2472
Att./Completions	387/182	333/175

Att/Completions	387/182	333/173
Completion Pct.	47.0	52.6
Had Intercepted	14	20

PUNTS/AVERAGE	77/41.4	50/41.2
NET PUNTING AVG.	77/37.1	50/38.0
PENALTIES/YARDS	85/869	98/967

<b>FUMBLES/BALL LOST</b>	<b>29/11</b>	<b>39/25</b>
<b>TOUCHDOWNS</b>	<b>31</b>	<b>44</b>
Rushing	18	18
Passing	12	20
Returns	1	6

Score by Periods	1	2	3	4	OT	TOT
Saints	38	49	60	119	0	266
Opponents	86	89	44	128	0	347

SCORING	TD	Ru	Pa	Rt	PAT	FG	S	TP
Durkee	0	0	0	0	24/25	16/23	0	72
Gresham	6	6	0	0			0	36
Abramowicz	5	0	5	0			0	30
Parks	5	0	5	0			0	30
Manning	4	4	0	0			0	24
Strong	3	3	0	0			0	18
Ford	2	2	0	0			0	12
Robinson	2	1	1	0			0	12
Butler	0	0	0	0	5/6	1/5	0	8
Baker	1	0	1	0			0	6
Granger	1	1	0	0			0	6
Hargett	1	1	0	0			0	6
Wyatt	1	0	1	0			0	6
<b>Saints</b>	<b>31</b>	<b>18</b>	<b>12</b>	<b>1</b>	<b>29/31</b>	<b>17/28</b>	<b>0/26</b>	
<b>Opponents</b>	<b>44</b>	<b>18</b>	<b>20</b>	<b>6</b>	<b>43/43</b>	<b>13/26</b>	<b>0/347</b>	
<b>SACKS:</b>	<b>Saints: 24.0,</b>	<b>Opp. 5.0</b>						

<b>RUSHING</b>	<b>No</b>	<b>Yds</b>	<b>Avg</b>	<b>LG</b>	<b>TD</b>
Strong	95	404	4.3	39	3
Grisham	127	383	3.0	18	6
Ford	93	379	4.1	35	2
Manning	33	172	5.2	17	4
Granger	32	139	4.3	16	1
Baker	29	125	4.3	20	0
Robinson	29	96	3.3	12	1
Hargett	9	24	2.7	11	1
Dodd	1	7	7.0	7	0
Harris	1	1	1.0	1	0
Parks	2	-2	-1.0	10	0
Fagan	1	-17	-17.0	-17	0
<b>Saints</b>	<b>452</b>	<b>1711</b>	<b>3.8</b>	<b>39</b>	<b>18</b>
<b>Opponents</b>	<b>495</b>	<b>2200</b>	<b>4.4</b>	<b>80t</b>	<b>18</b>

RECEIVING	No	Yds	Avg	Lg	TD
Abramowicz	37	657	17.8	63	5
Parks	35	568	16.2	42	5
Newland	21	319	15.2	44	0
Gresham	17	203	11.9	37	0
Strong	16	78	4.9	14	0
Dodd	15	298	19.9	49	0
Robinson	12	53	4.4	17	1
Granger	12	52	4.3	11	0
Ford	7	54	7.7	10	0
Baker	6	44	7.3	29	1
Burchfield	3	36	12.0	16	0
Manning	1	-7	-7.0	-7	0
<b>Saints</b>	<b>182</b>	<b>2355</b>	<b>12.9</b>	<b>63</b>	<b>12</b>
<b>Opponents</b>	<b>175</b>	<b>2472</b>	<b>14.1</b>	<b>84</b>	<b>20</b>

INTERCEPTIONS	No	Yds	Avg	LG	TD
Howell	5	120	24.0	60	0
Hollas	5	56	11.2	25	0
Wyatt	4	84	21.0	55t	1
Martin	3	51	17.0	26	0
Absher	1	21	21.0	21	0
Flanigan	1	10	10.0	10	0
Colman	1	0	0.0	0	0
<b>Saints</b>	<b>20</b>	<b>342</b>	<b>17.1</b>	<b>60</b>	<b>1</b>
<b>Opponents</b>	<b>14</b>	<b>171</b>	<b>12.2</b>	<b>54</b>	<b>1</b>

<b>PUNTING</b>	<b>No</b>	<b>Yds</b>	<b>Avg</b>	<b>Net</b>	<b>TB</b>	<b>I20</b>	<b>LG</b>	<b>B</b>
Fagan	77	3188	41.4	37.1	4		64	0
<b>Saints</b>	<b>77</b>	<b>3188</b>	<b>41.4</b>	<b>37.1</b>	<b>4</b>		<b>64</b>	<b>0</b>
<b>Opponents</b>	<b>50</b>	<b>2061</b>	<b>41.2</b>	<b>38.0</b>	<b>3</b>		<b>59</b>	<b>0</b>

PUNT RET	Ret	FC	Yds	Avg	LG	TD
Dodd	13	4	88	6.8	14	0
Moore	2	1	12	6.0	9	0
Abramowicz	1	4	0	0.0	0	0
Hollas	0	7	0	---	---	0
<b>Saints</b>	<b>16</b>	<b>16</b>	<b>100</b>	<b>6.3</b>	<b>14</b>	<b>0</b>
<b>Opponents</b>	<b>43</b>	<b>11</b>	<b>251</b>	<b>5.8</b>	<b>28</b>	<b>0</b>

KICKOFF RET	No	Yds	Avg	LG	TD
Robinson	19	443	23.3	51	0
Dodd	12	252	21.0	28	0
Moore	11	246	22.4	31	0
Strong	9	134	14.9	20	0
Gresham	3	60	20.0	26	0
Absher	1	3	3.0	3	0
Burchfield	1	5	5.0	5	0
<b>Saints</b>	<b>56</b>	<b>1143</b>	<b>20.4</b>	<b>51</b>	<b>0</b>
<b>Opponents</b>	<b>54</b>	<b>1326</b>	<b>24.6</b>	<b>105t</b>	<b>2</b>

FIELD GOALS	1-19	20-29	30-39	40-49	50+
Durkee	6/6	4/4	6/9	0/3	0/1
Butler	0/1	0/0	1/2	0/2	0/0
<b>Saints</b>	<b>6/7</b>	<b>4/4</b>	<b>7/11</b>	<b>0/5</b>	<b>0/1</b>
<b>Opponents</b>	<b>3/4</b>	<b>2/3</b>	<b>4/7</b>	<b>4/10</b>	<b>0/2</b>

**Durkee:** ( ) ( ) (14G, 37G) (48N) (36G) (28G,  
24G) (33N) (47N) (38G, 14G) (53N, 19G)  
(34N, 12G, 12G, 35G, 26G, 11G) ( ) (34B,  
47B, 28G) (30G, 36G)

**Butler:** (46N, 48 N, 32G) (30B, 17N) ( ) ( ) ( )  
( ) ( ) ( ) ( ) ( ) ( ) ( )

**Team:** (46N, 48N, 32G) (30B, 17N) (14G, 37G) (48N) (36G) (28G, 24G) (33N) (47N) (38G, 14G) (55N, 19G) (34N, 12G, 12G, 35G, 26G, 11G) ( ) (34B, 47B, 28G) (30G, 36G)

**Opponents:** (31G, 27G) (40N, 39N, 42G) (60N, 22G, 44G) (49N) (50N) (25N) (41N, 47G) ( ) (45N, 37N, 16G, 37G) (37N, 33G, 47G, 32G) ( ) (15N, 12G) (48N) (47N, 12G)

1971 NFC WEST STANDINGS				
Saints Finish: 4th place				
	W	L	T	Pct.
San Francisco	9	5	0	.643
Los Angeles	8	5	1	.615
Atlanta	7	6	1	.538
<b>New Orleans</b>	<b>4</b>	<b>8</b>	<b>2</b>	<b>.357</b>

PASSING	Att	Cmp	Yds	Cmp%	Yds/Att	TD	TD%	Int	Int%	Long	Sk/Yds	Rating
Hargett	210	96	1191	45.7	5.67	6	2.9	5	2.4	49	10/68	63.4
Manning	177	86	1164	48.6	6.58	6	3.4	9	5.1	63t	40/332	60.1
<b>Saints</b>	<b>387</b>	<b>182</b>	<b>2355</b>	<b>47.0</b>	<b>6.09</b>	<b>12</b>	<b>3.1</b>	<b>14</b>	<b>3.6</b>	<b>63t</b>	<b>50/400</b>	<b>61.9</b>
<b>Opponents</b>	<b>383</b>	<b>175</b>	<b>2472</b>	<b>52.6</b>	<b>7.42</b>	<b>20</b>	<b>6.0</b>	<b>20</b>	<b>6.0</b>	<b>84</b>	<b>24/234</b>	<b>71.8</b>



# SAINTS STATISTICS

1973

RECORD: 5-9

FINISH: 3rd-NFC WEST

OWNERSHIP

FOOTBALL

ADMINISTRATION

RECORDS

HISTORY

Date	W/L	Score	Opponent	Attendance
9/16	L	7-62	Atlanta	66,428
9/24	L	3-40	at Dallas	52,715
9/30	L	10-14	at Baltimore	52,293
10/7	W	21-16	Chicago	56,561
10/14	W	20-13	Detroit	57,810
10/21	L	0-40	at San Francisco	52,881
10/28	W	19-3	Washington	66,315
11/4	W	13-0	Buffalo	74,770
11/11	L	7-29	at Los Angeles	70,358
11/18	L	14-17	at San Diego	34,848
11/25	L	13-24	Los Angeles	67,192
12/2	L	10-30	at Green Bay (Mil.)	46,092
12/9	W	16-10	San Francisco	62,490
12/16	L	10-14	at Atlanta	34,147

## TEAM STATISTICS

TOTAL FIRST DOWNS	N.O.	OPP.
Rushing	100	131
Passing	88	119
Penalty	19	21
3rd Down: Made/Att.	61/204	70/194
3rd Down: Pct.	29.9	36.1
4th Down: Made/Att.	0/0	0/1
4th Down: Pct.	0.0	0.0

## POSSESSION AVG.

TOTAL NET YARDS	N.O.	OPP.
Avg. Per Game	250.1	327.1
Total Plays	872	917
Avg. Per Play	4.0	5.0

## NET YARDS RUSHING

Avg. Per Game	N.O.	OPP.
Total Rushes	131.6	171.6
Avg. Per Rush	4.07	5.56

## NET YARDS PASSING

Avg. Per Game	N.O.	OPP.
Sacked/Yards Lost	118.5	155.6
Gross Yards	37,242	24,155
Att./Completions	1901	2333
Completion Pct.	338/1633	371/176
Had Intercepted	48.2	52.2

## PUNTS/AVERAGE

PUNTS/AVERAGE	N.O.	OPP.
NET PUNTING AVG.	81/33.263	40/1.1

## PENALTIES/YARDS

PENALTIES/YARDS	N.O.	OPP.
FUMBLES/BALL LOST	58/516	69/751

## TOUCHDOWNS

TOUCHDOWNS	N.O.	OPP.
Rushing	16	36
Passing	5	17
Returns	11	15
	0	4

## Score by Periods

Score by Periods	1	2	3	4	OT	TOT.
Saints	27	55	47	34	0	163
Opponents	39	90	100	83	0	312

## SCORING

TD	Ru	Pa	Rt	PAT	FG	S	TP
McClard	0	0	0	9/9	13/24	0	48
Dunbar	4	0	4	0	0	24	
Newland	4	0	4	0	0	24	
Feller	0	0	0	7/7	4/12	0	19
Butler	3	1	2	0	0	18	
Beasley	1	0	1	0	0	6	
Manning	2	2	0	0	0	12	
Stevens	2	2	0	0	0	12	
Saints	16	5	11	0	16/16	17/36	0163
Opponents	36	17	15	4	35/36	19/34	2312

SACKS: Saints 24.0, Opp. 37.0

RUSHING	No	Yds	Avg	LG	TD
Phillips	198	663	3.3	20	0
Butler	87	348	4.0	19	1
Profit	72	274	3.8	22	0
Manning	63	293	4.7	23	2
Stevens	45	183	4.1	15	2
Lawson	6	23	3.8	11	0
Scott	9	18	2.0	4	0
Davis	3	10	3.3	7	0
Minor	3	10	3.3	8	0
Myers	1	8	8.0	8	0
Newland	1	6	6.0	6	0
Henry Matthews	4	4	1.0	3	0
Dunbar	3	3	1.0	13	0
O'Neal	2	-1	-0.5	6	0
Saints	497	1842	3.7	23	5
Opponents	556	2402	4.3	63	17

RECEIVING	No	Yds	Avg	LG	TD
Beasley	31	280	9.0	15	1
Newland	29	489	16.9	42	4
Dunbar	23	447	19.4	65t	4
Phillips	22	169	7.7	34	0
Butler	19	125	6.6	16	2
Brown	11	132	12.0	26	0
Profit	11	108	9.8	26	0
Winslow	4	45	11.3	14	0
Stevens	4	39	9.8	14	0
Garrett	2	30	15.0	22	0
Henry Matthews	2	19	9.5	12	0
Abramowicz	2	18	9.0	11	0
Lawson	2	-5	-2.5	4	0
Minor	1	5	5.0	5	0
Saints	163	1901	11.7	65t	11
Opponents	176	2333	13.3	54	15

INTERCEPTIONS	No	Yds	Avg	LG	TD
Jackson	3	40	13.3	23	0
Myers	3	33	11.0	20	0
Merlo	3	25	8.3	16	0
Lee	3	23	7.7	12	0
Owens	1	3	3.0	3	0
Federspiel	1	1	1.0	1	0
Newsome	1	1	1.0	1	0
D. Moore	1	0	0.0	0	0
Saints	16	126	7.9	23	0
Opponents	17	280	16.5	65t	3

PUNTING	No	Yds	Avg	Net	TB	I20	LG	B
O'Neal	81	3375	41.7	33.2	5	71	0	0
Saints	81	3375	41.7	33.2	5	71	0	0
Opponents	63	2805	44.5	40.1	3	72	0	0

PUNT RET	Ret	FC	Yds	Avg	LG	TD
Stevens	17	15	171	10.1	37	0
Winslow	5	3	47	9.4	17	0
Myers	0	4	0	---	---	0
Saints	22	22	218	9.9	37	0
Opponents	49	13	587	12.0	84t	1

KICKOFF RET	No	Yds	Avg	LG	TD
Stevens	26	590	22.7	48	0
Profit	7	144	20.6	26	0
Lawson	7	118	16.9	27	0
Fink	5	81	16.2	24	0
Jackson	1	0	0.0	0	0
D. Moore	1	14	14.0	14	0
Saints	47	947	20.1	48	0
Opponents	33	724	21.9	37	0

FIELD GOALS	1-19	20-29	30-39	40-49	50+
McClard	2/2	5/6	4/5	2/10	0/1
Feller	4/5	0/0	0/4	0/3	0/0
Saints	6/7	5/6	4/9	2/13	0/1
Opponents	5/5	6/12	5/8	2/7	1/2

McClard: ( ) ( ) ( ) ( ) ( ) (47N, 37N, 35G, 43G, 30G, 37G) (50N, 47N, 42G, 24G) (41N) (47N, 49N) (43N, 37G, 24G) (25B, 22G) (45N, 40N, 19G, 20G, 29G) (11G)

Feller: ( ) (38N, 17B, 9G) (45N, 17G) (39N, 33N, 34N, 41N) (10G, 18G) (42N) ( ) ( ) ( ) ( ) ( ) ( )

Team: ( ) (38N, 17B, 9G) (45N, 17G) (39N, 33N, 34N, 41N) (10G, 18G) (42N) (47N, 37N, 35G, 43G, 30G, 37G) (50N, 47N, 42G, 24G) (41N) (47N, 49N) (43N, 37G, 24G) (25B, 22G) (45N, 40N, 19G, 20G, 29G) (11G)

## 1973 NFC WEST STANDINGS

Saints Finish: 3rd place	W	L	T	Pct.
Los Angeles	12	2	0	.857
Atlanta	9	5	0	.643
New Orleans	5	9	0	.357
San Francisco	5	9	0	.357

PASSING	Att	Cmp	Yds	Cmp%	Yds/Att	TD	TD%	Int	Int%	Long	Sk/Yds	Rating
Manning	267	140	1642	52.4	6.15	10	3.7	12	4.5	65t	28/177	65.2
Scott	54	18	245	33.3	4.54	1	1.9	3	5.6	42	4/29	31.8
Davis	17	5	14	29.4	0.82	0	0.0	2	11.8	14	5/36	0.0
Saints	338	163	1901	48.2	5.62	11	3.3	17	5.0	65t	37/242	55.6
Opponents	337	176	2333	52.2	6.92	15	4.5	16	4.7	54	24/155	69.5

# SAINTS STATISTICS

1974

RECORD: 5-9

FINISH: 3rd-NFC WEST

Date	W/L	Score	Opponent	Attendance
9/15	L	13-17	San Francisco	65,071
9/22	L	0-24	at Los Angeles	64,178
9/29	W	14-13	Atlanta	62,273
10/6	L	10-24	at Chicago	45,818
10/13	L	17-33	at Denver	51,831
10/20	W	13-10	at Atlanta	47,217
10/27	W	14-0	Philadelphia	64,257
11/3	L	14-19	at Detroit	43,256
11/10	L	0-21	Miami	74,289
11/17	W	20-7	Los Angeles	57,287
11/25	L	7-28	Pittsburgh	71,907
12/1	L	9-29	at Minnesota	44,202
12/8	W	14-0	St. Louis	57,152
12/15	L	21-35	at San Francisco	40,418

TEAM STATISTICS	N.O.	OPP.
<b>TOTAL FIRST DOWNS</b>	<b>233</b>	<b>226</b>
Rushing	117	104
Passing	91	105
Penalty	25	17
3rd Down: Made/Att.	66/191	56/165
3rd Down: Pct.	34.6	33.9
4th Down: Made/Att.	5/9	5/8
4th Down: Pct.	55.6	62.5

POSSESSION AVG.		
<b>TOTAL NET YARDS</b>	<b>3744</b>	<b>3797</b>
Avg. Per Game	267.4	271.2
Total Plays	929	853
Avg. Per Play	4.0	4.5
<b>NET YARDS RUSHING</b>	<b>1983</b>	<b>1758</b>
Avg. Per Game	141.6	125.6
Total Rushes	503	447

NET YARDS PASSING		
Avg. Per Game	125.3	145.6
Sacked/Yards Lost	37/276	37/291
Gross Yards	2037	2330
Att./Completions	389/185	369/193
Completion Pct.	47.6	52.3
Had Intercepted	21	16
<b>PUNTS/AVERAGE</b>	<b>91/41.8</b>	<b>77/42.5</b>
<b>NET PUNTING AVG.</b>	<b>91/30.3</b>	<b>77/35.3</b>
<b>PENALTIES/YARDS</b>	<b>75/598</b>	<b>77/690</b>
<b>FUMBLES/BALL LOST</b>	<b>26/12</b>	<b>37/19</b>

TOUCHDOWNS		
Rushing	20	34
Passing	9	11
Returns	10	17
	1	6

Score by Periods	1	2	3	4	OT	TOT
Saints	30	64	34	38	0	166
Opponents	72	89	33	69	0	263

SCORING	TD	Ru	Pa	Rt	PAT	FG	S	TP
McClard	0	0	0	0	19/20	9/16	0	46
Parker	4	0	4	0	0	0	0	24
Seal	4	1	3	0	0	0	0	24
Maxson	3	2	1	0	0	0	0	18
Newland	2	0	2	0	0	0	0	12
Phillips	2	2	0	0	0	0	0	12
Cipa	1	1	0	0	0	0	0	6
Manning	1	1	0	0	0	0	0	6
McNeill	1	1	0	0	0	0	0	6
Schmidt	1	0	0	1	0	0	0	6
Stevens	1	1	0	0	0	0	0	6
<b>Saints</b>	<b>20</b>	<b>9</b>	<b>10</b>	<b>1</b>	<b>19/20</b>	<b>9/16</b>	<b>0</b>	<b>166</b>
<b>Opponents</b>	<b>34</b>	<b>11</b>	<b>17</b>	<b>6</b>	<b>29/31</b>	<b>10/17</b>	<b>0</b>	<b>263</b>

SACKS: Saints 37.0, Opp. 37.0

RUSHING	No	Yds	Avg	LG	TD
Maxson	165	714	4.3	60t	2
Phillips	174	556	3.2	14	2
Manning	28	204	7.3	26	1
Stevens	43	190	4.4	25	1
DeGrenier	33	110	3.3	10	0
McNeill	22	90	4.1	24	1
Butler	21	74	3.5	10	0
Cipa	12	35	2.9	15	1
Seal	2	7	3.5	6t	1
Parker	2	2	1.0	6	0
Scott	1	1	1.0	1	0
<b>Saints</b>	<b>503</b>	<b>1983</b>	<b>3.9</b>	<b>60t</b>	<b>9</b>
<b>Opponents</b>	<b>447</b>	<b>1758</b>	<b>3.9</b>	<b>33</b>	<b>11</b>

RECEIVING	No	Yds	Avg	LG	TD
Maxson	42	294	7.0	22	1
Parker	41	455	11.1	58	4
Seal	32	466	14.6	42	3
Newland	27	490	18.1	79t	2
Stevens	13	81	6.2	20	0
Phillips	11	55	5.0	17	0
Beasley	5	85	17.0	30	0
McNeill	5	64	12.8	30	0
DeGrenier	4	13	3.3	8	0
Butler	2	3	1.5	2	0
Havrillak	1	23	23.0	23	0
McCullough	1	5	5.0	5	0
Thomas	1	3	3.0	3	0
<b>Saints</b>	<b>185</b>	<b>2037</b>	<b>11.0</b>	<b>79t</b>	<b>10</b>
<b>Opponents</b>	<b>193</b>	<b>2330</b>	<b>12.1</b>	<b>57</b>	<b>17</b>

INTERCEPTIONS	No	Yds	Avg	LG	TD
Jackson	4	53	13.3	28	0
Schmidt	4	27	6.8	24t	1
Myers	3	43	14.3	21	0
Colman	1	17	17.0	17	0
Fuller	1	16	16.0	16	0
Farasopoulos	1	14	14.0	14	0
Federspiel	1	9	9.0	9	0
J. Moore	1	0	0.0	0	0
<b>Saints</b>	<b>16</b>	<b>179</b>	<b>11.2</b>	<b>28</b>	<b>1</b>
<b>Opponents</b>	<b>21</b>	<b>258</b>	<b>12.3</b>	<b>39</b>	<b>2</b>
<b>Opponents</b>	<b>77</b>	<b>3274</b>	<b>42.5</b>	<b>35.3</b>	<b>7</b>

Opponents 77 3274 42.5 35.3 7 67 0

PUNT RET	Ret	FC	Yds	Avg	LG	TD
Stevens	37	7	376	10.2	40	0
Farasopoulos	3	0	36	12.0	18	0
Jackson	2	0	3	1.5	3	0
McNeill	1	0	0	0.0	0	0
<b>Saints</b>	<b>43</b>	<b>7</b>	<b>415</b>	<b>9.7</b>	<b>40</b>	<b>0</b>
<b>Opponents</b>	<b>59</b>	<b>1</b>	<b>906</b>	<b>15.4</b>	<b>72t</b>	<b>2</b>

KICKOFF RET	No	Yds	Avg	LG	TD
Stevens	33	749	22.7	41	0
Phillips	7	124	17.7	27	0
Coleman	2	13	6.5	9	0
Federspiel	2	20	10.0	12	0
Middleton	2	18	9.0	11	0
Butler	1	12	12.0	12	0
Davis	1	14	14.0	14	0
Jackson	1	27	27.0	27	0
Kingrea	1	22	22.0	22	0
Lawson	1	20	20.0	20	0
Schmidt	1	23	23.0	23	0
Spencer	1	-2	-2.0	-2	0
<b>Saints</b>	<b>53</b>	<b>1040</b>	<b>19.6</b>	<b>41</b>	<b>0</b>
<b>Opponents</b>	<b>40</b>	<b>894</b>	<b>22.4</b>	<b>52</b>	<b>0</b>

FIELD GOALS	1-19	20-29	30-39	40-49	50+
McClard	0/0	4/6	2/4	1/4	2/2
<b>Saints</b>	<b>0/0</b>	<b>4/6</b>	<b>2/4</b>	<b>1/4</b>	<b>2/2</b>
<b>Opponents</b>	<b>2/2</b>	<b>3/6</b>	<b>4/6</b>	<b>1/3</b>	<b>0/0</b>

McClard: (23G, 31G) ( ) ( ) (23N, 21G) (52G, 38N, 46N) (33B, 41G, 31G) ( ) (28N, 42N) ( ) (28G, 51G) ( ) (44N, 27G) ( ) ( )

Opponents: (19G, 24N) (30G) (21G, 27G) (30G) (24N) (47G) (28N, 18G) (37G, 40N, 36G) ( ) (36N) (49N) (25G) (35N) ( ) ( )

1974 NFC WEST STANDINGS				
Saints Finish:	W	L	T	Pct.
Los Angeles	10	4	0	.714
San Francisco	6	8	0	.429
<b>New Orleans</b>	<b>5</b>	<b>9</b>	<b>0</b>	<b>.357</b>
Atlanta	3	11	0	.214

OWNERSHIP

FOOTBALL

ADMINISTRATION

RECORDS

HISTORY



# SAINTS STATISTICS

## 1976

### RECORD: 4-10

### FINISH: 3rd-NFC WEST

Date	W/L	Score	Opponent	Attendance	SCORING	TD	R	P	RT	PAT	FG	S	TP	PUNTING	No	Yds	Avg	Net	TB	LG	B		
9/12	L	9-40	Minnesota	58,156	Szaro	0	0	0	0	25/29	18/23	0	79	Blanchard	101	3974	39.3	31.0	5	14	63		
9/19	L	6-24	Dallas	61,413	Galbreath	8	7	1	0	0	0	0	48	Saints	101	3974	39.3	31.0	5	14	63		
9/26	W	27-17	at Kansas City	53,918	Childs	4	1	3	0	0	0	0	24	Opponents	88	3469	39.4	32.9	10	16	67		
10/3	L	26-31	Houston	51,973	Burton	2	0	2	0	0	0	0	12										
10/10	W	30-0	Atlanta	51,521	Douglass	2	2	0	0	0	0	0	12	PUNT RET	Ret	FC	Yds	Avg	LG	TD			
10/17	L	3-33	at San Francisco	43,160	Merlo	2	0	0	2	0	0	0	12	Athas	35	10	332	9.5	67	0			
10/24	L	10-16	Los Angeles	51,984	Muncie	2	2	0	0	0	0	0	12	Galbreath	2	0	8	4.0	4	0			
10/31	L	20-23	at Atlanta	34,127	Strachan	2	2	0	0	0	0	0	12	McQuay	2	0	5	2.5	11	0			
11/7	L	27-32	at Green Bay (Mil.)	52,936	Capone	1	0	0	1	0	0	0	6	Myers	2	0	22	11.0	11	0			
11/14	W	17-16	Detroit	42,048	Maxson	1	1	0	0	0	0	0	6	Crist	1	2	8	8.0	8	0			
11/21	W	51-27	at Seattle	61,865	Myers	1	0	0	1	0	0	0	6	Owens	0	2	0	---	---	0			
11/28	L	14-33	at Los Angeles	54,906	Owens	1	0	1	0	0	0	0	6	Saints	42	14	375	8.9	67	0			
12/5	L	6-27	at New England	53,592	Price	1	0	0	1	0	0	0	6	Opponents	64	10	742	11.6	60t	1			
12/12	L	7-27	San Francisco	42,536	Scott	1	1	0	0	0	0	0	6										
					Thaxton	1	0	1	0	0	0	0	6	KICKOFF RET	No	Yds	Avg	LG	TD				
TEAM STATISTICS					Saints	29	16	8	5	25/29	18/23	0	2563	Galbreath	20	399	20.0	32	0				
TOTAL FIRST DOWNS					Opponents	44	22	18	4	36/44	14/17	0	2346	Maxson	11	191	17.4	28	0				
					SACKS: Saints 39.0, Opp. 51.0																		
					RUSHING	No	Yds	Avg	LG	TD													
					Muncie	149	659	4.4	51	2													
					Galbreath	136	570	4.2	74t	7													
					Strachan	66	258	3.9	31	2													
					Maxson	34	120	3.5	16	1													
					Douglass	21	92	4.4	19	2													
					Scott	12	48	4.0	13	1													
					Kim Jones	6	21	3.5	10	0													
					Childs	1	16	16.0	16t	1													
					A. Jones	1	2	2.0	2	0													
					Burton	3	-4	-1.3	4	0													
					Seal	2	1	0.2	-1	0													
					Saints	431	1775	4.1	74t	16													
					Opponents	554	2289	4.1	38	22													
					RECEIVING	No	Yds	Avg	LG	TD													
					Galbreath	54	420	7.8	35	1													
					Herrmann	34	535	15.7	57	0													
					Muncie	31	272	8.8	33	0													
					Childs	26	349	13.4	46t	3													
					Burton	18	297	16.5	69t	2													
					Owens	12	241	20.1	74	1													
					Seal	9	72	8.0	15	0													
					Thaxton	7	112	16.0	25t	1													
					Maxson	7	21	3.0	14	0													
					Strachan	6	22	3.7	14	0													
					Kim Jones	1	14	14.0	14	0													
					Douglass	1	-2	-2.0	-2	0													
					Saints	206	2353	11.4	74	8													
					Opponents	200	2514	12.6	55t	18													
					INTERCEPTIONS	No	Yds	Avg	LG	TD													
					Merlo	4	142	35.5	83t	2													
					Athas	2	22	11.0	22	0													
					Jackson	2	5	2.5	5	0													
					Price	1	23	23.0	23t	1													
					Crist	1	20	20.0	20	0													
					Myers	1	0	0.0	0	0													
					Spencer	1	0	0.0	0	0													
					Saints	12	212	17.7	83t	3													
					Opponents	14	140	10.0	32	1													
					1976 NFC WEST STANDINGS																		
					Saints Finish: 3rd place																		
</																							

PASSING	Ath	Cmp	Yds	Cmp%	Yds/Ath	TD	TD%	Int	Int%	Long	Sk/Yds	Rating
Douglass	213	103	1288	48.4	6.05	4	1.9	8	3.8	74	26/189	58.2
Scott	190	103	1065	54.2	5.61	4	2.1	6	3.2	60t	24/162	64.5
Blanchard	0	0	0	---	---	0	---	0	---	---	1/18	---
Saints	403	206	2353	51.1	5.84	8	2.0	14	3.5	74	51/369	61.2
Opponents	367	200	2514	54.5	6.85	18	4.9	12	3.3	55t	39/312	78.8

OWNERSHIP  
FOOTBALL  
ADMINISTRATION  
RECORDS  
HISTORY

# SAINTS STATISTICS

1977

RECORD: 3-11

FINISH: 4th-NFC WEST

Date	W/L	Score	Opponent	Attendance
9/18	L	20-24	Green Bay	56,250
9/25	L	19-23	at Detroit	51,548
10/2	W	42-24	at Chicago	51,488
10/9	L	0-14	San Diego	53,942
10/16	L	7-14	at Los Angeles	46,045
10/23	L	31-49	at St. Louis	48,417
10/30	W	27-26	Los Angeles	59,023
11/6	L	7-28	at Philadelphia	53,482
11/13	Lot	7-10	San Francisco	41,564
11/20	W	21-20	Atlanta	43,135
11/27	L	17-20	at San Francisco	33,702
12/4	L	13-16	New York Jets	40,464
12/11	L	14-33	Tampa Bay	40,124
12/18	L	7-35	at Atlanta	36,895

TEAM STATISTICS	N.O.	OPP.
<b>TOTAL FIRST DOWNS</b>	<b>223</b>	<b>272</b>
Rushing	115	153
Passing	96	103
Penalty	12	16
3rd Down: Made/Att.	71/201	89/215
3rd Down: Pct.	35.3	41.4
4th Down: Made/Att.	0/0	0/0
4th Down: Pct.	0.0	0.0
<b>POSSESSION AVG.</b>	<b>27:33</b>	<b>32:27</b>
<b>TOTAL NET YARDS</b>	<b>3597</b>	<b>4622</b>
Avg. Per Game	236.9	330.1
Total Plays	851	940
Avg. Per Play	4.2	4.9
<b>NET YARDS RUSHING</b>	<b>2024</b>	<b>2729</b>
Avg. Per Game	144.6	194.9
Total Rushes	484	623
<b>NET YARDS PASSING</b>	<b>1573</b>	<b>1893</b>
Avg. Per Game	112.4	135.2
Sacked/Yards Lost	46/360	27/234
Gross Yards	1933	2127
Att./Completions	321/166	290/154
Completion Pct.	51.7	53.1
Had Intercepted	21	10
<b>PUNTS/AVERAGE</b>	<b>87/41.0</b>	<b>75/38.8</b>
<b>NET PUNTING AVG.</b>	<b>87/31.6</b>	<b>75/32.9</b>
<b>PENALTIES/YARDS</b>	<b>86/794</b>	<b>104/972</b>
<b>FUMBLES/BALL LOST</b>	<b>20/11</b>	<b>29/15</b>
<b>TOUCHDOWNS</b>	<b>31</b>	<b>42</b>
Rushing	14	21
Passing	13	15
Returns	4	6

Score by Periods	1	2	3	4	OT	TOT
Saints	20	105	38	69	0	232
Opponents	69	111	62	91	3	336

SCORING	TD	Ru	Pa	Rt	PAT	FG	S	TP
Childs	9	0	9	0		0	54	
Szaro	0	0	0	0	29/31	5/12	0	44
Muncie	7	6	1	0		0	42	
Manning	5	5	0	0		0	30	
Galbreath	3	3	0	0		0	18	
Chapman	1	0	0	1		0	6	
Gilliam	1	0	1	0		0	6	
Grooms	1	0	1	0		0	6	
Merlo	1	0	0	1		0	6	
Myers	1	0	0	1		0	6	
Pollard	1	0	0	1		0	6	
Thaxton	1	0	1	0		0	6	
<b>Saints</b>	<b>31</b>	<b>14</b>	<b>13</b>	<b>4</b>	<b>29/31</b>	<b>5/12</b>	<b>1232</b>	
<b>Opponents</b>	<b>42</b>	<b>21</b>	<b>15</b>	<b>6</b>	<b>39/41</b>	<b>15/24</b>	<b>0336</b>	
SACKS: Saints 27.0, Opp. 46.0								

RUSHING	No	Yds	Avg	LG	TD
Muncie	201	811	4.0	36	6
Galbreath	168	644	3.8	26	3
Strachan	55	271	4.9	18	0
Manning	39	270	6.9	27	5
Douglass	2	23	11.5	20	0
Kim Jones	8	23	2.9	8	0
Scott	4	11	2.8	9	0
Thaxton	1	-3	-3.0	-3	0
Boykin	5	-9	-1.8	-4	0
Herrmann	1	-17	-17.0	-17	0
<b>Saints</b>	<b>484</b>	<b>2024</b>	<b>4.2</b>	<b>36</b>	<b>14</b>
<b>Opponents</b>	<b>623</b>	<b>2729</b>	<b>4.4</b>	<b>80</b>	<b>21</b>

RECEIVING	No	Yds	Avg	LG	TD
Galbreath	41	265	6.5	30	0
Childs	33	518	15.7	59	9
Herrmann	32	408	12.8	39	0
Muncie	21	248	11.8	35	1
Thaxton	14	211	15.1	41	1
Gilliam	4	71	17.8	23	0
Mauti	3	26	8.7	10	0
Strachan	3	21	7.0	9	0
Boykin	1	13	13.0	13	0
Burton	1	9	9.0	9	0
Kim Jones	1	7	7.0	7	0
Parker	1	3	3.0	3	1
Grooms	1	3	3.0	3	1
<b>Saints</b>	<b>166</b>	<b>1933</b>	<b>11.6</b>	<b>59</b>	<b>13</b>
<b>Opponents</b>	<b>154</b>	<b>2127</b>	<b>13.8</b>	<b>58</b>	<b>15</b>

INTERCEPTIONS	No	Yds	Avg	LG	TD
Crist	4	6	1.5	6	0
Merlo	1	57	57.0	57	1
Chapman	1	16	16.0	16	0
Hughes	1	2	2.0	2	0
Myers	1	2	2.0	2	0
Jackson	1	0	0.0	0	0
Marsalis	1	0	0.0	0	0
<b>Saints</b>	<b>10</b>	<b>83</b>	<b>8.3</b>	<b>57</b>	<b>1</b>
<b>Opponents</b>	<b>21</b>	<b>392</b>	<b>18.7</b>	<b>72</b>	<b>4</b>

PUNTING	No	Yds	Avg	Net	TB	I20	LG	B
Blanchard	82	3474	42.4	31.5	11	11	66	2
Scott	3	95	31.7	31.7	0	0	34	0
<b>Saints</b>	<b>87</b>	<b>3569</b>	<b>41.0</b>	<b>31.6</b>	<b>11</b>	<b>11</b>	<b>66</b>	<b>2</b>
<b>Opponents</b>	<b>75</b>	<b>2909</b>	<b>38.8</b>	<b>32.9</b>	<b>8</b>	<b>15</b>	<b>54</b>	<b>1</b>

PUNT RET	Ret	FC	Yds	Avg	LG	TD
Mauti	37	10	281	7.6	33	0
<b>Saints</b>	<b>37</b>	<b>10</b>	<b>281</b>	<b>7.6</b>	<b>33</b>	<b>0</b>
<b>Opponents</b>	<b>51</b>	<b>9</b>	<b>604</b>	<b>11.8</b>	<b>88</b>	<b>2</b>

KICKOFF RET	No	Yds	Avg	LG	TD
Mauti	27	609	22.6	38	0
Chapman	15	385	25.7	92	1
Willis	8	148	18.5	27	0
Boykin	5	76	15.2	24	0
Campbell	2	33	16.5	20	0
Kim Jones	2	23	11.5	13	0
Kingree	2	21	10.5	21	0
Muncie	1	19	19.0	19	0
Jimmy Stewart	1	33	33.0	33	0
Thaxton	0	8	8.0	8	0
<b>Saints</b>	<b>63</b>	<b>1355</b>	<b>21.5</b>	<b>92</b>	<b>1</b>
<b>Opponents</b>	<b>45</b>	<b>1075</b>	<b>23.9</b>	<b>60</b>	<b>0</b>

FIELD GOALS	1-19	20-29	30-39	40-49	50+
Szaro	0/0	3/4	2/3	0/2	0/3
<b>Saints</b>	<b>0/0</b>	<b>3/4</b>	<b>2/3</b>	<b>0/2</b>	<b>0/3</b>
<b>Opponents</b>	<b>1/2</b>	<b>5/7</b>	<b>3/6</b>	<b>6/6</b>	<b>0/3</b>
Sza: ( ) (26G) (52N) ( ) (44N) (51N, 22G)					
(23G, 50N, 42N, 31G) ( ) (30N) ( ) (30G) ( ) ( ) (29N)					
Opponents: (19G) (37N, 43G) (21G) ( ) (29N)					
(30N) (36G, 27G, 52N) ( ) (24N, 50N, 33G)					
(31G, 40G) (40G, 51N, 42G) (19N, 48G, 29G, 27G) (33N, 40G, 25G) ( )					

1977 NFC WEST STANDINGS				
Saints Finish: 4th place				
	W	L	T	Pct.
Los Angeles	10	4	0	.714
Atlanta	7	7	0	.500
San Francisco	5	9	0	.357
New Orleans	3	11	0	.214

PASSING	Att	Cmp	Yds	Cmp%	Yds/Att	TD	TD%	Int	Int%	Long	Sk/Yds	Rating
Manning	205	113	1284	55.1	6.26	8	3.9	9	4.4	59t	36/288	68.8
Scott	82	36	516	43.9	6.29	3	3.7	8	9.8	53t	5/43	37.5
Douglass	31	16	130	51.6	4.19	1	3.2	3	9.7	31	5/29	33.7
Blanchard	3	1	3	33.3	1.00	1	33.3	1	33.3	3t	0/0	42.4
<b>Saints</b>	<b>321</b>	<b>166</b>	<b>1933</b>	<b>51.7</b>	<b>6.02</b>	<b>13</b>	<b>4.0</b>	<b>21</b>	<b>6.5</b>	<b>59t</b>	<b>46/360</b>	<b>56.5</b>
<b>Opponents</b>	<b>290</b>	<b>154</b>	<b>2127</b>	<b>53.1</b>	<b>7.33</b>	<b>15</b>	<b>5.2</b>	<b>10</b>	<b>3.4</b>	<b>58</b>	<b>27/234</b>	<b>79.8</b>

# SAINTS STATISTICS

## 1978

### RECORD: 7-9

### FINISH: 3rd-NFC WEST

Date	W/L	Score	Opponent	Attendance
9/3	W	31-24	Minnesota	54,187
9/10	L	17-28	at Green Bay (Mil.)	54,336
9/17	L	17-24	Philadelphia	49,242
9/24	W	20-18	at Cincinnati	40,455
10/1	L	20-26	Los Angeles	61,659
10/8	L	16-24	Cleveland	50,158
10/15	W	14-7	at San Francisco	37,671
10/22	W	10-17	at Los Angeles	47,574
10/29	W	28-13	New York Giants	58,807
11/5	L	14-20	at Pittsburgh	48,526
11/12	L	17-20	Atlanta	70,323
11/19	L	7-27	at Dallas	57,920
11/26	L	17-20	at Atlanta	55,521
12/3	W	24-13	San Francisco	50,068
12/10	L	12-17	Houston	63,169
12/17	W	17-10	at Tampa Bay	51,207

TEAM STATISTICS	N.O.	OPP.
<b>TOTAL FIRST DOWNS</b>	<b>295</b>	<b>286</b>
Rushing	119	129
Passing	154	130
Penalty	22	27
3rd Down: Made/Att.	88/232	94/238
3rd Down Pct.	37.9	39.5
4th Down: Made/Att.	0/0	0/0
4th Down Pct.	0.0	0.0
<b>POSSESSION AVG.</b>	<b>30:28</b>	<b>29:32</b>
<b>TOTAL NET YARDS</b>	<b>4996</b>	<b>4884</b>
Avg. Per Game	312.3	305.3
Total Plays	1028	1025
Avg. Per Play	4.9	4.8
<b>NET YARDS RUSHING</b>	<b>1845</b>	<b>2422</b>
Avg. Per Game	115.3	151.3
Total Rushes	512	574
<b>NET YARDS PASSING</b>	<b>3151</b>	<b>2464</b>
Avg. Per Game	196.9	154.0
Sacked/Yards Lost	37/301	33/236
Gross Yards	3452	2700
Att./Completions	479/294	418/215
Completion Pct.	61.4	51.4
Had Intercepted	16	21
<b>PUNTS/AVERAGE</b>	<b>86/41.1</b>	<b>71/40.2</b>
<b>NET PUNTING AVG.</b>	<b>86/32.5</b>	<b>71/35.3</b>
<b>PENALTIES/YARDS</b>	<b>104/1044</b>	<b>103/929</b>
<b>FUMBLES/BALL LOST</b>	<b>32/15</b>	<b>37/20</b>
<b>TOUCHDOWNS</b>	<b>35</b>	<b>33</b>
Rushing	17	9
Passing	17	21
Returns	1	3

Score by Periods	1	2	3	4	OT	TOT
Saints	54	102	37	88	0	281
Opponents	60	98	47	93	0	298

SCORING	Td	Ru	Pa	Rt	PAT	FG	S	TP
Galbreath	7	5	2	0	0/1	0/0	0	42
Muncie	7	7	0	0			0	42
Mike-Mayer	0	0	0	18/18	6/13	0	36	
Childs	4	0	4	0			0	24
Ik. Harris	4	0	4	0			0	24
Strachan	4	4	0	0			0	24
Szaro	0	0	0	9/9	4/6	0	21	
Chandler	2	0	2	0			0	12
Mauti	2	0	2	0			0	12
Owens	2	0	2	0			0	12
Leyboldt	0	0	0	4/5	2/3	0	10	
Hardy	1	0	1	0			0	6
Manning	1	1	0	0			0	6
Myers	1	0	0	1			0	6
Jurich	0	0	0	2/2	0/3	0	2	
<b>Saints</b>	<b>35</b>	<b>17</b>	<b>1</b>	<b>33/35</b>	<b>12/25</b>	<b>1</b>	<b>281</b>	
<b>Opponents</b>	<b>33</b>	<b>9</b>	<b>21</b>	<b>32/33</b>	<b>22/33</b>	<b>1</b>	<b>298</b>	

SACKS: Saints 33.0, Opp. 37.0

RUSHING	No	Yds	Avg	LG	TD
Galbreath	186	635	3.4	20t	5
Muncie	160	557	3.5	28t	7
Strachan	108	388	3.6	21	4
Manning	38	202	5.3	19	1
Kim Jones	9	31	3.4	8	0
Ik. Harris	2	22	11.0	22	0
Chandler	2	10	5.0	10	0
Holmes	2	4	2.0	4	0
Blanchard	2	0	0.0	0	0
Scott	1	0	0.0	0	0
Childs	2	-4	-2.0	-1	0
<b>Saints</b>	<b>512</b>	<b>1845</b>	<b>3.6</b>	<b>28t</b>	<b>17</b>
<b>Opponents</b>	<b>574</b>	<b>2420</b>	<b>4.2</b>	<b>63</b>	<b>9</b>

RECEIVING	No	Yds	Avg	LG	TD
Galbreath	74	582	7.9	35	2
Childs	53	869	16.4	52	4
Ik. Harris	40	590	14.8	45	4
Owens	40	446	11.2	47t	2
Chandler	35	472	13.5	58t	2
Muncie	26	233	9.0	34	0
Strachan	10	51	5.1	15	0
Mauti	8	69	8.6	16t	2
Hardy	5	131	26.2	71t	1
Kim Jones	2	10	5.0	6	0
Van Wagner	1	-1	-1.0	-1	0
<b>Saints</b>	<b>294</b>	<b>3452</b>	<b>11.7</b>	<b>71t</b>	<b>17</b>
<b>Opponents</b>	<b>215</b>	<b>2700</b>	<b>12.6</b>	<b>80t</b>	<b>21</b>

INTERCEPTIONS	No	Yds	Avg	LG	TD
Myers	6	167	27.8	97t	1
Spencer	4	83	20.8	37	0
Brown	4	50	12.5	19	0
Federspiel	2	12	6.0	12	0
Hughes	2	11	5.5	7	0
Chapman	2	-4	-2.0	0	0
Felton	1	0	0.0	0	0
<b>Saints</b>	<b>21</b>	<b>319</b>	<b>15.2</b>	<b>97t</b>	<b>1</b>
<b>Opponents</b>	<b>16</b>	<b>198</b>	<b>12.4</b>	<b>56</b>	<b>1</b>

PUNTING	No	Yds	Avg	Net	TB	I20	LG	B
Blanchard	84	3532	42.0	32.5	10	14	61	2
<b>Saints</b>	<b>86</b>	<b>3532</b>	<b>41.1</b>	<b>32.5</b>	<b>10</b>	<b>14</b>	<b>61</b>	<b>2</b>
<b>Opponents</b>	<b>71</b>	<b>2851</b>	<b>40.2</b>	<b>35.3</b>	<b>5</b>	<b>17</b>	<b>59</b>	<b>1</b>

PUNT RET	Ret	Fc	Yds	Avg	LG	TD
Chandler	34	10	233	6.9	32	0
McGill	1	0	5	5.0	5	0
Schwartz	1	0	4	4.0	4	0
Mauti	0	3	0	---	---	0
Myers	0	1	0	---	---	0
<b>Saints</b>	<b>36</b>	<b>14</b>	<b>242</b>	<b>6.7</b>	<b>32</b>	<b>0</b>
<b>Opponents</b>	<b>59</b>	<b>4</b>	<b>539</b>	<b>9.1</b>	<b>55</b>	<b>0</b>

KICKOFF RET	No	Yds	Avg	LG	TD
Chandler	32	760	23.8	38	0
Mauti	17	388	22.8	39	0
Chapman	9	149	16.6	28	0
Schwartz	3	51	17.0	19	0
Hardy	2	3	1.5	3	0
Holmes	1	18	18.0	18	0
Rice	1	15	15.0	15	0
<b>Saints</b>	<b>65</b>	<b>1384</b>	<b>21.3</b>	<b>39</b>	<b>0</b>
<b>Opponents</b>	<b>53</b>	<b>1035</b>	<b>19.5</b>	<b>56</b>	<b>0</b>

FIELD GOALS	1-19	20-29	30-39	40-49	50+
Mike-Mayer	1/1	2/3	2/3	0/2	1/4
Szaro	0/0	2/2	2/2	0/2	0/0
Jurich	0/0	0/2	0/0	0/1	0/0
Leyboldt	0/0	1/2	1/1	0/0	0/0
<b>Saints</b>	<b>1/1</b>	<b>5/9</b>	<b>5/6</b>	<b>0/5</b>	<b>1/4</b>
<b>Opponents</b>	<b>0/0</b>	<b>11/12</b>	<b>4/8</b>	<b>6/10</b>	<b>1/3</b>

Mike-Mayer: ( ) ( ) ( ) ( ) ( ) ( ) (32G) ( )  
(50N, 51N) (21G) ( ) (40N, 18G) (50G, 45N, 32N) (23N, 21G) (32G, 51N)

Szaro: (32G, 41B) (37G, 42N) (21G) ( ) ( )  
(20G) ( ) ( ) ( ) ( ) ( ) ( ) ( ) ( ) ( ) ( ) ( )

Jurich: ( ) ( ) ( ) ( ) ( ) ( ) (42B, 23B, 22N) ( )  
( ) ( ) ( ) ( ) ( ) ( ) ( ) ( ) ( ) ( ) ( ) ( )

Leyboldt: ( ) ( ) ( ) (39G, 27G) (26N) (20G) ( )  
( ) ( ) ( ) ( ) ( ) ( ) ( ) ( ) ( ) ( ) ( ) ( )

Team: (32G, 41B) (37G, 42N) (21G) (39G, 27G) (26N) (20G) (42B, 23B, 22N) (32G) ( )  
(50N, 51N) (21G) ( ) (40N, 18G) (50G, 45N, 32N) (23N, 21G) (32G, 51N)

Opponents: (44G) (51N) (39N, 45N, 21G)  
(20G, 22G, 47N, 42G) (51N, 49N, 34G, 39G)  
(40G) ( ) (20G, 38N) (50G, 28N) (27G, 21G, 31N) (22G, 32G) (47N, 24G, 26G) (37N, 39G, 28G) (45G, 42G) (22G) (47G)

### 1978 NFC WEST STANDINGS

Saints Finish: 3rd place	W	L	Pct.
Los Angeles	12	4	0.750
Atlanta	9	7	0.563
<b>New Orleans</b>	<b>7</b>	<b>9</b>	<b>0.438</b>
San Francisco	2	14	0.125


OWNERSHIP

FOOTBALL

ADMINISTRATION

RECORDS

HISTORY



## SAINTS STATISTICS

1979

RECORD: 8-8

FINISH: 2nd-NFC WEST

Date	W/L	Score	Opponent	Attendance	SCORING	TD	Ru	Pa	Rt	PAT	FG	S	TP	PUNTING	No	Yds	Avg	Net	TB	120	LG	B
9/2	Lot	34-40	Atlanta	70,940	Yepremian	0	0	0	0	39/40	12/16	0	75	Partridge	57	2330	40.9	35.5	7	15	61	0
9/9	L	19-28	at Green Bay (Mil.)	53,184	Galbreath	10	9	1	0	1/2	2/3	0	67	Chandler	8	248	31.0	26.4	0	0	40	0
9/16	L	14-26	Philadelphia	54,212	Muncie	11	11	0	0	0	0	0	66	Erxleben	4	148	37.0	31.5	0	1	40	0
9/23	W	30-21	at San Francisco	39,727	Chandler	6	0	6	0	0	0	0	36	Saints	69	2726	39.5	34.2	7	16	61	0
9/30	W	24-14	New York Giants	51,543	Strachan	6	6	0	0	0	0	0	36	Opponents	71	2724	38.4	32.3	10	13	60	2
10/7	L	17-35	Los Angeles	68,986	Childs	5	0	5	0	0	0	0	30									
10/14	W	42-14	at Tampa Bay	67,640	Ik. Harris	2	0	2	0	0	0	0	12	PUNT RET	Ret	FC	Yds	Avg	LG	TD		
10/21	W	17-7	Detroit	57,428	Manning	2	2	0	0	0	0	0	12	Mauti	27	13	218	8.1	33	0		
10/28	W	14-10	at Washington	52,133	Erxleben	0	0	0	0	4/4	2/2	0	10	Chandler	3	3	13	4.3	8	0		
11/4	L	3-10	at Denver	74,482	Bordelon	1	0	0	1	0	0	0	6	Saints	30	16	231	7.7	33	0		
11/11	W	31-20	San Francisco	65,551	Hardy	1	0	1	0	0	0	0	6	Opponents	32	11	223	7.0	19	0		
11/18	L	24-38	at Seattle	60,055	Myers	1	0	1	0	0	0	0	6									
11/25	W	37-6	at Atlanta	42,815	Owens	1	0	1	0	0	0	0	6	KICKOFF RET	No	Yds	Avg	LG	TD			
12/3	L	35-42	Oakland	65,541	Grooms	0	0	0	0	0	0	0	6	Mauti	36	801	22.3	39	0			
12/9	L	0-35	San Diego	61,059	Saints	46	28	16	2	44/46	16/21	1	370	Wilson	11	230	20.9	31	0			
12/16	W	29-14	at Los Angeles	53,879	Opponents	47	22	24	1	45/46	11/17	0	360	Holmes	8	120	15.0	20	0			

SACKS: Saints 46.0, Opp. 17.0

TEAM STATISTICS	N.O.	OPP.	RUSHING	No	Yds	Avg	LG	TD
TOTAL FIRST DOWNS	315	334	Muncie	238	1198	5.0	69	11
Rushing	160	147	Galbreath	189	708	3.7	27	9
Passing	135	168	Strachan	62	276	4.5	23	6
Penalty	20	19	Manning	35	186	5.3	20	2
3rd Down: Made/Att.	86/215	105/239	Holmes	17	68	4.0	14	0
3rd Down Pct.	40.0	43.9	Wilson	5	26	5.2	16	0
4th Down: Made/Att.	0/0	0/0	Ik. Harris	2	9	4.5	16	0
4th Down Pct.	0.0	0.0	Kim Jones	3	5	1.7	3	0
POSSESSION AVG.	30:23	29:37	Saints	551	2476	4.5	69	28
TOTAL NET YARDS	5627	5535	Opponents	521	2469	4.7	60	22
Avg. Per Game	351.7	345.9						
Total Plays	996	1055	RECEIVING	No	Yds	Avg	LG	TD
Avg. Per Play	5.6	5.2	Chandler	65	1069	16.4	85	6

NET YARDS RUSHING	2476	2469	Galbreath	58	484	8.3	38	1
Avg. Per Game	154.8	154.3	Childs	51	846	16.6	51	5
Total Rushes	551	521	Muncie	40	308	7.7	28	0
NET YARDS PASSING	3151	3066	Owens	25	395	15.8	42	2
Avg. Per Game	196.9	191.6	Ik. Harris	7	72	10.3	21	1
Sacked/Yards Lost	17/140	46/391	Holmes	3	19	6.3	13	0
Gross Yards	3291	3457	Strachan	3	9	3.0	5	0
Att./Completions	428/257	488/265	Mauti	2	64	32.0	61	0
Completion Pct.	60.0	54.3	B. Williams	2	22	11.0	14	0
Had Intercepted	22	26	Hardy	1	3	3.0	3	1
PUNTS/AVERAGE	69/39.5	71/38.4	Saints	257	3291	12.8	85	16
NET PUNTING AVG.	69/34.2	71/32.3	Opponents	265	3457	13.0	66	24
PENALTIES/YARDS	93/812	98/871						
FUMBLES/BALL LOST	24/14	32/16	INTERCEPTIONS	No	Yds	Avg	LG	TD

FUMBLES/BALL LOST		24/14		32/16										
TOUCHDOWNS		46	47	INTERCEPTIONS		No	Yds	Avg	L6	TD				
Rushing		28	22	Myers		7	127	18.1	52	1	Opponents: (27G, 43G, 52N) () (24G, 36G,			
Passing		16	24	Hughes		4	62	15.5	40	0	19G, 44G) () (53N, 43N) () () (18G, 30B)			
Returns		2	1	Felton		4	53	13.3	53	0	(28G, 37N) (32G, 47G) (27G) () (49N, 3) ()			
				Schwartz		2	31	15.5	22	0				
1979 NFC WEST STANDINGS														
Saints Finish: 2nd place														
Score by Periods		1	2	3	4	OT	TOT							
Saints		62	146	81	81	0	370	Bordelon		2	24	12.0	19	1
Opponents		51	126	69	108	6	360	Chapman		2	12	6.0	12	0
								Gray		1	32	32.0	32	0
										Los Angeles	9	7	0	Pct. .563

Score by Periods	1	2	3	4	OT	TOT	McGill	1	6	6.0	6	0
Saints	62	146	81	81	0	370	Federspiel	1	4	4.0	4	0
Opponents	51	126	69	108	6	360	Brown	1	2	2.0	2	0
							Grooms	1	-2	-2.0	-2	0
							Saints	26	351	13.5	53	2
							Opponents	22	199	9.0	35	1

PASSING	Att	Cmp	Yds	Cmp%	Yds/Att	TD	TD%	Int	Int%	Long	Sk/Yds	Rating
Manning	420	252	3169	60.0	7.55	15	3.6	20	4.8	85	17/140	75.6
Galbreath	3	2	70	66.7	23.33	0	0.0	1	33.3	48	0/0	70.1
Muncie	2	1	40	50.0	20.00	1	50.0	0	0.0	40	0/0	135.4
Scott	2	2	12	100.0	6.00	0	0.0	0	0.0	6	0/0	91.7
Erxleben	1	0	0	0.0	0.00	0	0.0	1	100.0	0	0/0	0.0
Saints	428	257	3291	60.0	7.69	16	3.7	22	5.1	85	17/140	75.2
Opponents	488	265	3457	54.3	7.08	24	4.9	26	5.3	66	46/391	71.0

## 1979 NFC WEST STANDINGS

## Saints Finish: 2nd place

	W	L	T	Pct.
Los Angeles	9	7	0	.563
New Orleans	8	8	0	.500
Atlanta	6	10	0	.375
San Francisco	2	14	0	.125

# SAINTS STATISTICS

1980

RECORD: 1-15

FINISH: 4th-NFC WEST

Date	W/L	Score	Opponent	Attendance	SCORING	TD	Ru	Pa	Rt	PAT	FG	S	TP	PUNTING	No	Yds	Avg	Net	TB	10	LG	B
9/7	L	23-26	San Francisco	58,621	Ricardo	0	0	0	0	31/34	10/17	0	61	Erxleben	89	3499	39.3	33.1	3	23	57	0
9/14	L	3-22	at Chicago	62,523	Chandler	6	0	6	0	0	0	0	36	Saints	89	3499	39.3	33.1	3	23	57	0
9/21	L	26-35	Buffalo	51,154	Childs	6	0	6	0	0	0	0	36	Opponents	64	2466	38.5	34.2	5	20	57	2
9/28	L	16-21	at Miami	40,946	Ik. Harris	6	0	6	0	0	0	0	36									
10/5	L	7-40	St. Louis	45,388	Galbreath	5	3	2	0	0	0	0	36	PUNT RET	Ret	FC	Yds	Avg	LG	TD		
10/12	L	13-24	at Detroit	78,147	Holmes	3	2	1	0	0	0	0	18	Mauti	11	5	111	10.1	18	0		
10/19	L	14-41	Atlanta	62,651	Rogers	3	1	2	0	0	0	0	18	Chandler	8	6	36	4.5	11	0		
10/26	L	14-22	at Washington	51,375	Muncie	2	2	0	0	0	0	0	12	Waymer	3	0	29	9.7	14	0		
11/2	L	13-45	at Los Angeles	59,909	B. Williams	2	0	2	0	0	0	0	12	Myers	0	1	0	---	---	0		
11/9	L	21-34	Philadelphia	44,340	Wilson	2	1	1	0	0	0	0	12	Saints	22	12	176	8.0	18	0		
11/16	L	13-31	at Atlanta	53,871	Erxleben	0	0	0	0	2/2	2/5	0	0	Opponents	48	20	490	10.2	57	1		
11/24	L	7-27	Los Angeles	53,488	Price	1	0	0	1	0	0	0	6									
11/30	L	20-23	Minnesota	30,936	Reese	1	0	0	1	0	0	0	6	KICKOFF RET	No	Yds	Avg	LG	TD			
12/7	Lot	35-38	at San Francisco	37,949	Saints	37	9	26	2	33/36	12/22	0	291	Rogers	41	930	22.7	88	0			
12/14	W	21-20	at New York Jets	38,077	Opponents	60	28	31	1	56/60	23/31	1	487	Mauti	31	798	25.7	52	0			
12/21	L	27-38	New England	38,277	SACKS: Saints 27.0, Opp. 46.0									Wilson	9	159	17.7	27	0			

TEAM STATISTICS	N.O.	OPP.	RUSHING	No	Yds	Avg	LG	TD
<b>TOTAL FIRST DOWNS</b>	<b>285</b>	<b>360</b>	Rogers	80	366	4.6	24	1
Rushing	80	178	Galbreath	81	308	3.8	26	3
Passing	183	155	Wilson	63	188	3.0	15	1
Penalty	22	27	Muncie	40	168	4.2	24	2
3rd Down: Made/Att.	65/203	95/225	Manning	23	166	7.2	24	0
3rd Down Pct.	32.0	42.2	Holmes	38	119	3.1	20	2
4th Down: Made/Att.	0/1	0/0	Strachan	20	41	2.1	10	0
4th Down Pct.	0.0	0.0	Chandler	1	9	9.0	9	0
<b>POSSESSION AVG.</b>	<b>27:33</b>	<b>32:28</b>	Mauti	1	2	2.0	2	0
<b>TOTAL NET YARDS</b>	<b>5010</b>	<b>6218</b>	Banks	1	-5	-5.0	-5	0
Avg. Per Game	313.1	388.6	<b>Saints</b>	<b>348</b>	<b>1362</b>	<b>3.9</b>	<b>26</b>	<b>9</b>
Total Plays	960	1102	<b>Opponents</b>	<b>630</b>	<b>3106</b>	<b>4.9</b>	<b>69</b>	<b>28</b>
Avg. Per Play	5.2	5.6						
<b>NET YARDS RUSHING</b>	<b>1362</b>	<b>3106</b>	<b>RECEIVING</b>	<b>No</b>	<b>Yds</b>	<b>Avg</b>	<b>LG</b>	<b>TD</b>
Avg. Per Game	85.1	194.1	Chandler	65	975	15.0	50	6
Total Rushes	348	630	Galbreath	57	470	8.2	21	2
<b>NET YARDS PASSING</b>	<b>3648</b>	<b>3112</b>	Ik. Harris	37	692	18.7	44	6
Avg. Per Game	228.0	194.5	Childs	34	463	13.6	30	0
Sacked/Yards Lost	46/362	27/229	Wilson	31	241	7.8	42	1
Gross Yards	4010	3341	Holmes	29	226	7.8	16	1
Att./Completions	566/334	445/255	Rogers	27	267	9.9	43	2
Completion Pct.	59.0	57.3	B. Williams	26	351	13.5	56	2
Had Intercepted	22	12	Hardy	13	197	15.2	44	0
<b>PUNTS/AVERAGE</b>	<b>89/39.3</b>	<b>64/38.5</b>	Muncie	7	25	3.6	8	0
<b>NET PUNTING AVG.</b>	<b>89/33.1</b>	<b>64/34.2</b>	Strachan	5	60	12.0	23	0
<b>PENALTIES/YARDS</b>	<b>98/837</b>	<b>79/690</b>	T. Owens	1	26	26.0	26	0
<b>FUMBLES/BALL LOST</b>	<b>28/13</b>	<b>27/12</b>	Mauti	1	10	10.0	10	0
<b>TOUCHDOWNS</b>	<b>37</b>	<b>60</b>	Banks	1	7	7.0	7	0
Rushing	9	28	<b>Saints</b>	<b>334</b>	<b>4010</b>	<b>12.0</b>	<b>56</b>	<b>26</b>
Passing	26	31	<b>Opponents</b>	<b>255</b>	<b>3341</b>	<b>13.1</b>	<b>71</b>	<b>31</b>
Returns	2	1						
<b>Score by Periods</b>	<b>1</b>	<b>2</b>	<b>3</b>	<b>4</b>	<b>OT</b>	<b>TOT</b>		
Saints	55	90	71	75	0	291		
Opponents	67	151	108	158	3	487		

PASSING	Att	Cmp	Yds	Cmp%	Yds/Att	TD	TD%	Int	Int%	Long	Sk/Yds	Rating
Manning	509	309	3716	60.7	7.30	23	4.5	20	3.9	56	41/311	81.8
Scott	33	16	200	48.5	6.06	2	6.1	1	3.0	41	4/41	75.3
Benjamin	17	7	28	41.2	1.65	0	0.0	1	5.9	17	0/0	24.4
Holmes	3	1	23	33.3	7.67	1	33.3	0	0.0	23	0/0	101.4
Galbreath	2	0	0	0.0	0.00	0	0.0	0	0.0	0	0/0	39.6
Chandler	1	1	43	100.0	43.00	0	0.0	0	0.0	43	1/10	118.8
Erxleben	1	0	0	0.0	0.00	0	0.0	0	0.0	0	0/0	39.6
<b>Saints</b>	<b>566</b>	<b>334</b>	<b>4010</b>	<b>59.0</b>	<b>7.08</b>	<b>26</b>	<b>4.6</b>	<b>22</b>	<b>3.9</b>	<b>56</b>	<b>46/362</b>	<b>79.9</b>
<b>Opponents</b>	<b>445</b>	<b>255</b>	<b>3341</b>	<b>57.3</b>	<b>7.51</b>	<b>31</b>	<b>7.0</b>	<b>12</b>	<b>2.7</b>	<b>71</b>	<b>27/229</b>	<b>93.1</b>

OWNERSHIP  
FOOTBALL  
ADMINISTRATION  
RECORDS  
HISTORY

# SAINTS STATISTICS

1981

RECORD: 4-12

FINISH: 4th-NFC WEST

Date	W/L	Score	Opponent	Attendance
9/6	L	0-27	at Atlanta	57,406
9/13	W	23-17	Los Angeles	62,063
9/20	L	7-20	at New York Giants	69,814
9/27	L	14-21	at San Francisco	44,433
10/4	L	6-20	Pittsburgh	64,578
10/11	L	14-31	Philadelphia	52,728
10/18	L	17-20	at Cleveland	76,059
10/25	W	17-7	Cincinnati	46,336
11/1	L	10-41	Atlanta	63,637
11/8	W	21-13	at Los Angeles	61,068
11/15	L	10-20	at Minnesota	45,215
11/22	W	27-24	at Houston	49,581
11/29	L	14-31	Tampa Bay	62,209
12/6	L	3-30	at St. Louis	46,923
12/13	L	7-35	Green Bay	45,518
12/20	L	17-21	San Francisco	43,639

TEAM STATISTICS					N.O.
TOTAL FIRST DOWNS					280
Rushing					126
Passing					124
Penalty					30
3rd Down: Made/Att.					91/225
3rd Down Pct.					40.4
4th Down: Made/Att.					0/0
4th Down Pct.					0.0
POSSESSION AVG.					31:19
TOTAL NET YARDS					4705
Avg. Per Game					294.1
Total Plays					1028
Avg. Per Play					4.6
NET YARDS RUSHING					2286
Avg. Per Game					142.9
Total Rushes					546
NET YARDS PASSING					2419
Avg. Per Game					151.2
Sacked/Yards Lost					41/359
Gross Yards					2778
Att./Completions					441/238
Completion Pct.					54.0
Had Intercepted					27
PUNTS/AVERAGE					66/40.5
NET PUNTING AVG.					66/34.4
PENALTIES/YARDS					109/909
FUMBLES/BALL LOST					40/20
TOUCHDOWNS					24
Rushing					16
Passing					8
Returns					0
Score by Periods					1 2 3 4 OT TOT
Saints					51 57 44 55 0 207
Opponents					79 117 72 110 0 378

SCORING	TD	Ru	Pa	Rt	PAT	FG	S	TP
G. Rogers	13	13	0	0			0	78
Ricardo	0	0	0	0	24/24	13/25	0	63
W. Wilson	5	1	4	0			0	30
Holmes	2	2	0	0			0	12
Chandler	1	0	1	0			0	6
Groth	1	0	1	0			0	6
Hardy	1	0	1	0			0	6
Merkens	1	0	1	0			0	6
Saints	24	16	8	0	24/24	13/25	0	207
Opponents	46	17	26	3	44/44	19/25	0	378
SACKS: Saints 27.0, Opp. 41.0								

RUSHING	No	Yds	Avg	LG	TD
G. Rogers	378	1674	4.4	79t	13
Holmes	58	194	3.3	11	2
Tyler	36	183	5.1	42	0
W. Wilson	44	137	3.1	13	1
J. Rogers	9	37	4.1	15	0
Manning	2	28	14.0	15	0
Groth	2	27	13.5	28	0
Erxleben	2	10	5.0	26	0
Stauch	2	6	3.0	5	0
D. Wilson	5	1	0.2	9	0
Merkens	2	-1	-0.5	2	0
Caster	1	-3	-3.0	-3	0
Myers	2	-3	-1.5	6	0
Scott	3	-4	-1.3	-1	0
Saints	546	2286	4.2	79t	16
Opponents	504	1916	3.8	44t	17

RECEIVING	No	Yds	Avg	LG	TD
Holmes	38	206	5.4	19	0
W. Wilson	31	384	12.4	55	4
Merkens	29	458	15.8	50	1
Hardy	23	275	12.0	27	1
Tyler	20	380	19.0	34	1
Groth	17	285	16.8	39	1
G. Rogers	16	126	7.9	25	0
Thompson	6	81	13.5	25	0
Martini	8	72	9.0	15	0
Brenner	7	143	20.4	34	1
Caster	7	108	15.4	31	0
B. Williams	5	50	10.0	13	0
Ik. Harris	2	33	16.5	20	0
Banks	2	18	9.0	12	0
J. Rogers	2	12	6.0	9	0
Stauch	1	7	7.0	7	0
Lafary	1	5	5.0	5	0
Saints	238	2778	11.7	55	8
Opponents	287	3578	12.5	60t	26

INTERCEPTIONS	No	Yds	Avg	LG	TD
Waymer	4	54	13.5	31	0
Wattelet	3	16	5.3	16	0
Myers	2	70	35.0	54	0
Ray	1	33	33.0	33	0
Nairne	1	18	18.0	18	0
Kovach	1	13	13.0	13	0
Redd	1	7	7.0	7	0
Bordelon	1	3	3.0	3	0
Gary	1	0	0.0	0	0
Poe	1	0	0.0	0	0
Spivey	1	0	0.0	0	0
Saints	17	214	12.6	54	0
Opponents	27	479	17.7	53	1

PUNTING	No	Yds	Avg	Net	TB	I20	LG	B
Erxleben	66	2672	40.5	34.4	6	11	60	0
Saints	66	2672	40.5	34.4	6	11	60	0
Opponents	69	3045	44.1	35.6	8	11	61	0

PUNT RET	Ret	FC	Yds	Avg	LG	TD
Groth	37	6	436	11.8	36	0
Banks	2	0	0	0.0	0	0
Merkens	1	1	-12	-12.0	-12	0
Poe	1	0	2	2.0	2	0
Saints	41	7	426	10.4	36	0
Opponents	36	13	282	7.8	52	0

KICKOFF RET	No	Yds	Avg	LG	TD
W. Wilson	31	722	23.3	57	0
J. Rogers	28	621	22.2	44	0
Groth	3	50	16.7	21	0
Stauch	3	65	21.7	29	0
Brook	2	18	9.0	12	0
Merkens	2	38	19.0	20	0
Banks	1	9	9.0	9	0
Saints	70	1523	21.8	57	0
Opponents	50	966	19.3	40	0

FIELD GOALS	1-19	20-29	30-39	40-49	50+
Ricardo	0/0	5/5	3/9	5/10	0/1
Saints	0/0	5/5	3/9	5/10	0/1
Opponents	2/2	7/7	3/5	5/7	2/4

1981 NFC WEST STANDINGS				
Saints Finish: 4th place				
	W	L	T	Pct.
San Francisco	13	3	0	.813
Atlanta	7	9	0	.438
Los Angeles	6	10	0	.375
New Orleans	4	12	0	.250

PASSING	Att	Cmp	Yds	Cmp%	Yds/Att	TD	TD%	Int	Int%	Long	Sk/Yds	Rating
Manning	232	134	1447	57.8	6.24	5	2.2	11	4.7	55	21/164	63.6
D. Wilson	159	82	1058	51.6	6.65	1	0.6	11	6.9	50	12/121	46.1
Scott	46	20	245	43.5	5.33	1	2.2	5	10.9	31	7/72	28.2
Merkens	2	1	20	50.0	10.00	0	0.0	0	0.0	20	1/2	85.4
Myers	2	1	8	50.0	4.00	1	50.0	0	0.0	8t	0/0	100.0
Saints	441	238	2778	54.0	6.30	8	1.8	27	6.1	55	41/359	53.8
Opponents	471	287	3578	60.9	7.60	26	5.5	17	3.6	60t	27/241	87.9

## 1982

### RECORD: 4-5

### FINISH: 2nd-NFC WEST

Date	W/L	Score	Opponent	Attendance
9/12	L	7-21	St. Louis	58,673
9/19	W	10-0	at Chicago	56,600
11/21	W	27-17	Kansas City	39,341
11/28	W	23-20	at San Francisco	51,611
12/5	L	10-13	Tampa Bay	61,709
12/12	L	0-35	at Atlanta	39,535
12/19	L	7-21	at Dallas	64,506
12/26	L	10-27	Washington	48,667
1/2	W	35-6	Atlanta	47,336

TEAM STATISTICS	N.O.	OPP.
<b>TOTAL FIRST DOWNS</b>	<b>173</b>	<b>151</b>
Rushing	79	58
Passing	76	81
Penalty	18	12
3rd Down: Made/Att.	48/128	36/103
3rd Down Pct.	37.5	35.0
4th Down: Made/Att.	6/11	3/3
4th Down Pct.	54.5	100.0

<b>POSSESSION AVG.</b>	<b>32:07</b>	<b>27:53</b>
<b>TOTAL NET YARDS</b>	<b>2655</b>	<b>2607</b>
Avg. Per Game	295.0	289.7
Total Plays	602	531
Avg. Per Play	4.4	4.9

<b>NET YARDS RUSHING</b>	<b>1257</b>	<b>974</b>
Avg. Per Game	139.7	108.2
Total Rushes	331	255

<b>NET YARDS PASSING</b>	<b>1398</b>	<b>1633</b>
Avg. Per Game	155.3	181.4
Sacked/Yards Lost	23/173	31/231
Gross Yards	1571	1864
Att./Completions	248/137	245/149
Completion Pct.	55.2	60.8
Had Intercepted	14	9

<b>PUNTS/AVERAGE</b>	<b>46/43.0</b>	<b>51/41.1</b>
<b>NET PUNTING AVG.</b>	<b>46/35.2</b>	<b>51/36.7</b>
<b>PENALTIES/YARDS</b>	<b>63/514</b>	<b>52/459</b>

<b>FUMBLES/BALL LOST</b>	<b>17/10</b>	<b>23/13</b>
<b>TOUCHDOWNS</b>	<b>16</b>	<b>19</b>

Rushing	8	8
Passing	8	11
Returns	0	0

Score by Periods	1	2	3	4	OT	TOT
Saints	31	27	26	45	0	129
Opponents	14	64	34	48	0	160

SCORING	TD	Ru	Pa	Rt	PAT	FG	S	TP
Wilson	5	3	2	0	0	0	30	
Fritsch	0	0	0	0	8/9	4/7	0	20
G. Rogers	3	3	0	0	0	0	18	
Andersen	0	0	0	0	6/6	2/5	0	12
Duckett	2	0	2	0	0	0	12	
J. Rogers	2	2	0	0	0	0	12	
Groth	1	0	1	0	0	0	6	
Hardy	1	0	1	0	0	0	6	
Hurley	1	0	1	0	0	0	6	
Thompson	1	0	1	0	0	0	6	
Erxleben	0	0	0	0	1/1	0/1	0	1
<b>Saints</b>	<b>16</b>	<b>8</b>	<b>0</b>	<b>0</b>	<b>15/16</b>	<b>6/13</b>	<b>0</b>	<b>129</b>
<b>Opponents</b>	<b>19</b>	<b>8</b>	<b>11</b>	<b>0</b>	<b>19/19</b>	<b>9/12</b>	<b>0</b>	<b>160</b>

**SACKS:** B. Clark 5.5, Jackson 4.5, Moore 4.0, Gary 3.0, Re. Lewis 3.0, Paul 3.0, Kovach 2.5, Wilks 2.0, Bordelon 1.0, Nairne 1.0, Warren 1.0, Winston 0.5, **Saints 31.0, Opp. 23.0**

RUSHING	No	Yds	Avg	LG	TD
G. Rogers	122	535	4.4	38	3
Wilson	103	413	4.0	20	3
J. Rogers	60	178	3.0	32	2
Gajan	19	77	4.1	12	0
Merkens	9	30	3.3	19	0
Tyler	10	21	2.1	11	0
Holmes	2	8	4.0	5	0
Thompson	1	2	2.0	2	0
Groth	1	1	1.0	1	0
L. Scott	1	-4	-4.0	-4	0
Stabler	3	-4	-1.3	0	0
<b>Saints</b>	<b>331</b>	<b>1257</b>	<b>3.8</b>	<b>38</b>	<b>8</b>
<b>Opponents</b>	<b>255</b>	<b>974</b>	<b>3.8</b>	<b>40</b>	<b>8</b>

RECEIVING	No	Yds	Avg	LG	TD
Groth	30	383	12.8	39	1
Wilson	25	175	7.0	34	2
L. Scott	17	251	14.8	36	0
Brenner	16	171	10.7	25	0
Duckett	12	196	16.3	31	2
Thompson	8	138	17.3	48	1
Hardy	8	67	8.4	31	1
Mauti	4	70	17.5	37	0
Tyler	4	31	7.8	12	0
G. Rogers	4	21	5.3	10	0
J. Rogers	4	17	4.3	6	0
Gajan	3	10	3.3	9	0
Hurley	1	39	39.0	39	1
Holmes	1	2	2.0	2	0
<b>Saints</b>	<b>137</b>	<b>1571</b>	<b>11.5</b>	<b>48</b>	<b>8</b>
<b>Opponents</b>	<b>149</b>	<b>1864</b>	<b>12.5</b>	<b>58</b>	<b>11</b>

INTERCEPTIONS	No	Yds	Avg	LG	TD
Gary	2	25	12.5	19	0
Winston	2	-2	-1.0	0	0
Jackson	1	32	32.0	32	0
Hurley	1	26	26.0	26	0
Paul	1	14	14.0	14	0
Ro. Lewis	1	12	12.0	12	0
Nairne	1	1	1.0	1	0
<b>Saints</b>	<b>9</b>	<b>108</b>	<b>12.0</b>	<b>32</b>	<b>0</b>
<b>Opponents</b>	<b>14</b>	<b>79</b>	<b>5.6</b>	<b>35</b>	<b>0</b>

PUNTING	No	Yds	Avg	Net	TB	I20	LG	B
Erxleben	46	1976	43.0	35.2	6	6	60	0
<b>Saints</b>	<b>46</b>	<b>1976</b>	<b>43.0</b>	<b>35.2</b>	<b>6</b>	<b>6</b>	<b>60</b>	<b>0</b>
<b>Opponents</b>	<b>51</b>	<b>2094</b>	<b>41.1</b>	<b>36.7</b>	<b>4</b>	<b>11</b>	<b>59</b>	<b>0</b>

PUNT RET	Ret	FC	Yds	Avg	LG	TD
Groth	21	13	144	6.9	18	0
Thompson	21	13	144	6.9	18	0
<b>Opponents</b>	<b>29</b>	<b>4</b>	<b>239</b>	<b>8.2</b>	<b>19</b>	<b>0</b>

KICKOFF RET	No	Yds	Avg	LG	TD
Thompson	10	211	21.1	35	0
Wilson	7	192	27.4	75	0
Mauti	5	93	18.6	22	0
Duckett	2	39	19.5	25	0
Gajan	1	18	18.0	18	0
J. Rogers	1	24	24.0	24	0
<b>Saints</b>	<b>26</b>	<b>577</b>	<b>22.2</b>	<b>75</b>	<b>0</b>
<b>Opponents</b>	<b>20</b>	<b>388</b>	<b>19.4</b>	<b>30</b>	<b>0</b>

FIELD GOALS	1-19	20-29	30-39	40-49	50+
Fritsch	1/1	1/2	0/1	2/3	0/0
Andersen	0/0	0/0	1/1	1/3	0/1
Erxleben	0/0	0/1	0/0	0/0	0/0
<b>Saints</b>	<b>1/1</b>	<b>2/3</b>	<b>1/2</b>	<b>3/6</b>	<b>0/1</b>
<b>Opponents</b>	<b>0/0</b>	<b>2/2</b>	<b>2/3</b>	<b>4/4</b>	<b>1/3</b>

**Fritsch:** ( ) (40G) (19G, 42G) (27G) (33N) ( ) (29B, 40N) ( ) ( )


**Andersen:** ( ) ( ) ( ) ( ) (45G, 60N) ( ) (43N) (36G) (42N)

**Erxleben:** (25N) ( ) ( ) ( ) ( ) ( ) ( ) ( )

**Team:** (25N) (40G) (19G, 42G) (27G) (33N, 45G, 60N) ( ) (29B, 40N, 43N) (36G) (42N)

1982 NFC WEST STANDINGS	W	L	T	Pct.
Atlanta	5	4	0	.556
<b>New Orleans</b>	<b>4</b>	<b>5</b>	<b>0</b>	<b>.444</b>
San Francisco	3	6	0	.333
L.A. Rams	2	7	0	.222

PASSING	Att	Cmp	Yds	Cmp%	Yds/Att	TD	TD%	Int	Int%	Long	Sb/Yds	Rating
Stabler	189	117	1343	61.9	7.11	6	3.2	10	5.3	48	13/106	71.8
Merkens	49	18	186	36.7	3.80	1	2.0	2	4.1	37	8/49	38.3
Manning	7	1	3	14.3	0.43	0	0.0	2	28.6	3	2/18	0.0
Erxleben	2	1	39	50.0	19.50	1	50.0	0	0.0	39	0/0	135.4
Holmes	1	0	0	0.0	0.00	0	0.0	0	0.0	0	0/0	39.6
<b>Saints</b>	<b>248</b>	<b>137</b>	<b>1571</b>	<b>55.2</b>	<b>6.33</b>	<b>8</b>	<b>3.2</b>	<b>14</b>	<b>5.6</b>	<b>48</b>	<b>23/173</b>	<b>61.7</b>
<b>Opponents</b>	<b>245</b>	<b>149</b>	<b>1864</b>	<b>60.8</b>	<b>7.61</b>	<b>11</b>	<b>4.5</b>	<b>9</b>	<b>3.7</b>	<b>58</b>	<b>31/231</b>	<b>84.1</b>



# SAINTS STATISTICS

1983

RECORD: 8-8

FINISH: 3rd-NFC WEST

OWNERSHIP

FOOTBALL

ADMINISTRATION

RECORDS

HISTORY

Date	W/L	Score	Opponent	Attendance
9/4	W	28-17	St. Louis	60,430
9/11	L	27-30	at L.A. Rams	45,572
9/18	Wot	34-31	Chicago	64,692
9/25	L	20-21	at Dallas	62,136
10/2	W	17-7	Miami	66,489
10/9	W	19-17	at Atlanta	51,654
10/16	L	13-32	San Francisco	68,154
10/23	W	24-21	at Tampa Bay	48,242
10/30	L	21-27	at Buffalo	49,413
11/6	W	27-10	Atlanta	67,062
11/13	L	0-27	at San Francisco	40,022
11/21	L	28-31	New York Jets	68,606
11/27	W	17-16	Minnesota	59,502
12/4	L	0-7	at New England	24,579
12/11	Wot	20-17	at Philadelphia	45,182
12/18	L	24-26	L.A. Rams	70,148

TEAM STATISTICS	N.O.	OPP.
TOTAL FIRST DOWNS	286	289
Rushing	135	108
Passing	136	159
Penalty	15	22
3rd Down: Made/Att.	89/226	87/225
3rd Down Pct.	39.4	38.7
4th Down: Made/Att.	13/17	2/6
4th Down Pct.	76.5	33.3
POSSESSION AVG.	30:24	29:36
TOTAL NET YARDS	4938	4691
Avg. Per Game	308.6	293.2
Total Plays	1055	1024
Avg. Per Play	4.7	4.6
NET YARDS RUSHING	2461	2000
Avg. Per Game	153.8	125.0
Total Rushes	595	472
NET YARDS PASSING	2477	2691
Avg. Per Game	154.8	168.2
Sacked/Yards Lost	35/305	56/437
Gross Yards	2782	3128
Att./Completions	425/243	496/271
Completion Pct.	57.2	54.6
Had Intercepted	25	23
PUNTS/AVERAGE	78/40.7	83/41.8
NET PUNTING AVG.	78/30.8	83/37.1
PENALTIES/YARDS	51/802	56/814
FUMBLES/BALL LOST	37/22	33/16
TOUCHDOWNS	38	39
Rushing	19	11
Passing	14	20
Returns	5	8

Score by Periods	1	2	3	4	OT	TOT
Saints	41	81	103	88	6	319
Opponents	74	86	61	116	0	337

SCORING	TD	Ru	Pa	Rt	PAT	FG	S	TP
Andersen	0	0	0	0	37/38	18/24	0	91
W. Wilson	11	9	2	0	0	0	0	66
G. Rogers	5	5	0	0	0	0	0	30
Gajan	4	4	0	0	0	0	0	24
Brenner	3	0	3	0	0	0	0	18
Young	3	0	3	0	0	0	0	18
Duckett	2	0	2	0	0	0	0	12
Goodlow	2	0	2	0	0	0	0	12
K. Clark	1	0	0	1	0	0	0	6
Groth	1	0	1	0	0	0	0	6
Johnson	1	0	0	1	0	0	0	6
Kortie	1	0	0	1	0	0	0	6
Re. Lewis	1	0	0	1	0	0	0	6
Poe	1	0	0	1	0	0	0	6
Tice	1	0	1	0	0	0	0	6
D. Wilson	1	0	0	0	0	0	0	6
Saints	38	19	14	5	37/38	18/24	0	319
Opponents	39	11	20	8	37/39	20/34	0	337

SACKS: Jackson 12.0, Wilks 8.0, Re. Lewis 6.5, Moore 6.0, Elliott 5.5, Paul 5.5, B. Clark 4.5, Kovach 3.0, Nairne 2.0, Warren 2.0, Winston 1.0, Saints 56.0, Opp. 35.0

RUSHING	No	Yds	Avg	LG	TD
G. Rogers	256	1144	4.5	76t	5
W. Wilson	199	787	4.0	29	9
Gajan	81	415	5.1	58	4
J. Rogers	26	80	3.1	13	0
T. Wilson	8	21	2.6	7	0
Austin	4	16	4.0	5	0
Merkens	1	16	16.0	16	0
Groth	1	15	15.0	15	0
Goodlow	1	3	3.0	3	0
D. Wilson	5	3	0.6	5	1
Erxleben	2	-9	-4.5	1	0
Stabler	9	-14	-1.6	0	0
Duckett	2	-16	-8.0	2	0
Saints	595	2461	4.1	76t	19
Opponents	472	2000	4.2	71	11

RECEIVING	No	Yds	Avg	LG	TD
Groth	49	585	11.9	42	1
Brenner	41	574	14.0	38t	3
Goodlow	41	487	11.9	26	2
Scott	24	274	11.4	35	0
W. Wilson	20	178	8.9	24	2
Duckett	19	283	14.9	48	2
Gajan	17	130	7.6	26	0
G. Rogers	12	69	5.8	22	0
Young	7	85	12.1	32	3
Tice	7	33	4.7	12t	1
Mauti	2	30	15.0	23	0
Hardy	2	29	14.5	22	0
Austin	2	25	12.5	18	0
Saints	243	2782	11.4	48	14
Opponents	271	3128	11.5	60	20

INTERCEPTIONS	No	Yds	Avg	LG	TD
Poe	7	146	20.9	31t	1
Gary	3	70	23.3	26	0
Winston	3	21	7.0	15	0
Johnson	2	80	40.0	70t	1
Wattelet	2	33	16.5	24	0
Paul	2	3	1.5	3	0
Re. Lewis	1	27	27.0	27t	1
Sternrick	1	26	26.0	26	0
Warren	1	6	6.0	6	0
Jackson	1	0	0.0	0	0
Saints	23	412	17.9	70t	3
Opponents	25	424	17.0	69t	5

PUNTING No Yds Avg Net TB I20 LG B  
Erxleben 74 3034 41.0 30.9 9 10 60 0  
Merkens 4 144 36.0 30.5 1 0 45 0  
Saints 78 3178 40.7 30.8 10 10 60 0  
Opponents 83 3473 41.8 37.1 6 22 70 0

PUNT RET	Ret	FC	Yds	Avg	LG	TD
Groth	39	15	275	7.1	30	0
Saints	39	15	275	7.1	30	0
Opponents	51	10	573	11.2	76t	2

KICKOFF RET	No	Yds	Avg	LG	TD
Duckett	33	719	21.8	61	0
W. Wilson	9	239	26.6	52	0
Mauti	8	147	18.4	35	0
Austin	7	112	16.0	27	0
J. Rogers	7	103	14.7	25	0
Brock	1	15	15.0	15	0
Wattelet	1	4	4.0	4	0
Saints	66	1339	20.3	61	0
Opponents	44	938	21.3	53	0

FIELD GOALS 1-19 20-29 30-39 40-49 50+  
Andersen 2/2 8/8 3/4 2/6 3/4  
Saints 2/2 8/8 3/4 2/6 3/4  
Opponents 0/0 7/9 6/9 6/14 1/2

Andersen: ( ) (27G, 46N, 30G) (21G, 41G) (46N, 19G, 42G, 44B) (32G) (23G, 27G, 19G, 35G) (28G, 26G) (50G) ( ) (41N) ( ) (51N) (25G) (35N) (52G, 50G) (20G)

1983 NFC WEST STANDINGS				
Saints Finish: 3rd place				
	W	L	T	Pct.
San Francisco	10	6	0	.625
L.A. Rams	9	7	0	.563
Saints	8	8	0	.500
New Orleans	7	9	0	.438
Atlanta				

PASSING	Att	Cmp	Yds	Cmp%	Yds/Att	TD	TD%	Int	Int%	Long	Sk/Yds	Rating
Stabler	311	176	1988	56.6	6.39	9	2.9	18	5.8	48	18/159	61.4
D. Wilson	112	66	770	58.9	6.88	5	4.5	7	6.3	42	17/146	68.7
Erxleben	1	1	24	100.0	24.00	0	0.0	0	0.0	24	0/0	118.8
Gajan	1	0	0	0.0	0.00	0	0.0	0	0.0	0	0/0	39.6
Saints	425	243	2782	57.2	6.55	14	3.3	25	5.9	48	35/305	63.5
Opponents	496	271	3128	54.6	6.31	20	4.0	23	4.6	60	56/437	68.0

# SAINTS STATISTICS

1984

RECORD: 7-9

FINISH: 3rd-NFC WEST

Date	W/L	Score	Opponent	Attendance
9/2	L	28-36	Atlanta	66,652
9/9	W	17-13	Tampa Bay	54,686
9/16	L	20-30	at San Francisco	57,611
9/23	W	34-24	St. Louis	58,723
9/30	W	27-10	at Houston	43,108
10/7	L	7-20	at Chicago	53,752
10/14	L	10-28	L.A. Rams	63,161
10/21	Lot	27-30	at Dallas	50,966
10/28	W	16-14	at Cleveland	52,849
11/4	L	13-23	Green Bay	57,426
11/11	W	17-13	at Atlanta	40,590
11/19	W	27-24	Pittsburgh	66,005
11/25	L	3-35	San Francisco	65,117
12/2	L	21-34	at L.A. Rams	49,348
12/9	L	21-24	Cincinnati	40,855
12/15	W	20-3	at New York Giants	63,739

TEAM STATISTICS		N.O.	OPP.
<b>TOTAL FIRST DOWNS</b>		<b>298</b>	<b>298</b>
Rushing	131	134	
Passing	137	142	
Penalty	30	22	
3rd Down: Made/Att.	89/224	83/220	
3rd Down Pct.	39.7	37.7	
4th Down: Made/Att.	8/22	8/11	
4th Down Pct.	36.4	72.7	
<b>POSSESSION AVG.</b>	<b>30:13</b>	<b>29:47</b>	
<b>TOTAL NET YARDS</b>	<b>5008</b>	<b>4914</b>	
Avg. Per Game	313.0	307.1	
Total Plays	1044	1026	
Avg. Per Play	4.8	4.8	
<b>NET YARDS RUSHING</b>	<b>2171</b>	<b>2461</b>	
Avg. Per Game	135.7	153.8	
Total Rushes	523	549	
<b>NET YARDS PASSING</b>	<b>2837</b>	<b>2453</b>	
Avg. Per Game	177.3	153.3	
Sacked/Yards Lost	45/361	55/420	
Gross Yards	3198	2873	
Att./Completions	476/246	422/239	
Completion Pct.	51.7	56.6	
Had Intercepted	28	13	
<b>PUNTS/AVERAGE</b>	<b>70/43.1</b>	<b>84/41.6</b>	
<b>NET PUNTING AVG.</b>	<b>70/33.3</b>	<b>84/36.0</b>	
<b>PENALTIES/YARDS</b>	<b>101/849</b>	<b>119/1025</b>	
<b>FUMBLES/BALL LOST</b>	<b>22/13</b>	<b>28/10</b>	
<b>TOUCHDOWNS</b>	<b>34</b>	<b>41</b>	
Rushing	9	13	
Passing	21	23	
Returns	4	5	

Score by Periods	1	2	3	4	OT	TOT
Saints	61	101	37	99	0	298
Opponents	42	129	78	109	3	361

SCORING	TD	Ru	Pa	Rt	PAT	FG	S	TP
Andersen	0	0	0	0	34/34	20/27	0	94
Gajan	7	5	2	0	0	42		
Brenner	6	0	6	0	0	36		
W. Wilson	4	1	3	0	0	24		
Goodlow	3	0	3	0	0	18		
Young	3	0	3	0	0	18		
G. Rogers	2	2	0	0	0	12		
Wattelet	2	0	0	2	0	12		
Winston	2	0	0	2	0	12		
Edward Anthony	1	1	0	0	0	6		
Hardy	1	0	1	0	0	6		
Miller	1	0	1	0	0	6		
Scott	1	0	1	0	0	6		
Tice	1	0	1	0	0	6		
<b>Saints</b>	<b>34</b>	<b>9</b>	<b>21</b>	<b>4</b>	<b>34/34</b>	<b>20/27</b>	<b>0</b>	<b>298</b>
<b>Opponents</b>	<b>41</b>	<b>13</b>	<b>23</b>	<b>5</b>	<b>41/41</b>	<b>24/33</b>	<b>1</b>	<b>361</b>

**SACKS:** Jackson 12.0, B. Clark 10.5, Paul 9.5, Wilks 7.5, Geathers 6.0, Warren 4.0, Re. Lewis 2.0, Moore 2.0, Kovach 1.0, Winston 0.5, **Saints 55.0, Opp. 45.0**

RUSHING	No	Yds	Avg	LG	TD
G. Rogers	239	914	3.8	28	2
Gajan	102	615	6.0	62t	5
Campbell	50	190	3.8	19	0
W. Wilson	74	261	3.5	36	1
Todd	28	111	4.0	15	0
Edward Anthony	20	105	5.3	19	1
Goodlow	2	8	4.0	5	0
Goodlow	1	5	5.0	5	0
Stabler	1	-1	-1.0	-1	0
Duckett	1	-3	-3.0	-3	0
D. Wilson	3	-7	-2.3	-2	0
Hansen	2	-27	-13.5	-12	0
<b>Saints</b>	<b>523</b>	<b>2171</b>	<b>4.2</b>	<b>62t</b>	<b>9</b>
<b>Opponents</b>	<b>549</b>	<b>2461</b>	<b>4.5</b>	<b>66</b>	<b>13</b>

RECEIVING	No	Yds	Avg	LG	TD
Gajan	35	288	8.2	51	2
Groth	33	487	14.8	31	0
W. Wilson	33	314	9.5	34t	3
Young	29	597	20.6	74	3
Brenner	28	554	19.8	57	6
Goodlow	22	281	12.8	23	3
Scott	21	278	13.2	37	1
Edward Anthony	12	113	9.4	32	0
G. Rogers	12	76	6.3	15	0
Miller	8	81	10.1	22	1
Tice	6	55	9.2	17	1
Hardy	4	50	12.5	28t	1
Duckett	3	24	8.0	11	0
<b>Saints</b>	<b>246</b>	<b>3198</b>	<b>13.0</b>	<b>74</b>	<b>21</b>
<b>Opponents</b>	<b>239</b>	<b>2873</b>	<b>12.0</b>	<b>50t</b>	<b>23</b>

INTERCEPTIONS	No	Yds	Avg	LG	TD
Waymer	4	9	2.3	9	0
Winston	2	90	45.0	47t	2
Wattelet	2	52	26.0	35t	1
Kovach	1	16	16.0	16	0
Poe	1	16	16.0	16	0
Jackson	1	14	14.0	14	0
B. Clark	1	9	9.0	9	0
Johnston	1	7	7.0	7	0
<b>Saints</b>	<b>13</b>	<b>213</b>	<b>16.4</b>	<b>47t</b>	<b>3</b>
<b>Opponents</b>	<b>28</b>	<b>420</b>	<b>15.0</b>	<b>60</b>	<b>3</b>

PUNTING	No	Yds	Avg	Net	TB	IG	B
Hansen	69	3020	43.8	33.3	7	9	66
<b>Saints</b>	<b>70</b>	<b>3020</b>	<b>43.1</b>	<b>33.3</b>	<b>7</b>	<b>9</b>	<b>66</b>
<b>Opponents</b>	<b>84</b>	<b>3492</b>	<b>41.6</b>	<b>36.0</b>	<b>10</b>	<b>30</b>	<b>87</b>

PUNT RET	Ret	FC	Yds	Avg	LG	TD
Fields	27	6	236	8.7	61	0
Groth	6	12	32	5.3	9	0
<b>Saints</b>	<b>33</b>	<b>18</b>	<b>268</b>	<b>8.1</b>	<b>61</b>	<b>0</b>
<b>Opponents</b>	<b>47</b>	<b>5</b>	<b>550</b>	<b>11.7</b>	<b>76t</b>	<b>1</b>

KICKOFF RET	No	Yds	Avg	LG	TD
Duckett	29	580	20.0	39	0
Edward Anthony	22	490	22.3	64	0
Fields	19	356	18.7	31	0
T. Wilson	1	16	16.0	16	0
W. Wilson	1	23	23.0	23	0
<b>Saints</b>	<b>72</b>	<b>1465</b>	<b>20.3</b>	<b>64</b>	<b>0</b>
<b>Opponents</b>	<b>45</b>	<b>916</b>	<b>20.4</b>	<b>35</b>	<b>0</b>

FIELD GOALS	1-19	20-29	30-39	40-49	50+
Andersen	0/0	9/9	4/4	5/11	2/3
<b>Saints</b>	<b>0/0</b>	<b>9/9</b>	<b>4/4</b>	<b>5/11</b>	<b>2/3</b>
<b>Opponents</b>	<b>0/0</b>	<b>6/6</b>	<b>9/11</b>	<b>9/14</b>	<b>0/2</b>

Andersen: ( ) (23G) (42N, 32G, 41G) (25G, 29G) (40B, 23G, 27G) ( ) (47G) 49G, 50G, 45N) (26G, 21G, 53G) (35G, 46G) (47G, 49N, 45N) (27G, 32G) (54N, 27G) ( ) ( ) (37G, 41N)

Opponents: (38G, 48G) (48G, 40G) (42B, 31G, 22G, 40G) (39G) (25G) (48G, 46G) ( ) (37G, 27G, 41G) (34N, 37N) (41G, 34G, 41G) (39G, 24G, 47N) (43N, 21G) (48N, 53N) (25G, 30G) (50N, 35G) (37G, 40N)

## 1984 NFC WEST STANDINGS

Saints Finish: 3rd place				
	W	L	T	Pct.
San Francisco	15	1	0	.938
L.A. Rams	10	6	0	.625
<b>New Orleans</b>	<b>7</b>	<b>9</b>	<b>0</b>	<b>.438</b>
Atlanta	4	12	0	.250

PASSING	Att	Cmp	Yds	Cmp%	Yds/Att	TD	TD%	Int	Int%	Long	Sk/Yds	Rating
Todd	312	161	2178	51.6	6.98	11	3.5	19	6.1	74	33/267	60.6
D. Wilson	93	51	647	54.8	6.96	7	7.5	4	4.3	54t	7/54	83.9
Stabler	70	33	339	47.1	4.84	2	2.9	5	7.1	29	5/40	41.3
Gajan	1	1	34	100.0	34.00	1	100.0	0	0.0	34t	0/0	158.3
<b>Saints</b>	<b>476</b>	<b>246</b>	<b>3198</b>	<b>51.7</b>	<b>6.72</b>	<b>21</b>	<b>4.4</b>	<b>28</b>	<b>5.9</b>	<b>74</b>	<b>45/361</b>	<b>63.3</b>
<b>Opponents</b>	<b>422</b>	<b>239</b>	<b>2873</b>	<b>56.6</b>	<b>6.81</b>	<b>23</b>	<b>5.5</b>	<b>13</b>	<b>3.1</b>	<b>50t</b>	<b>55/420</b>	<b>83.0</b>



# SAINTS STATISTICS

1985

RECORD: 5-11

FINISH: 3rd-NFC WEST

Date	W/L	Score	Opponent	Attendance
9/8	L	27-47	Kansas City	57,600
9/15	L	23-24	at Denver	74,488
9/22	W	20-13	Tampa Bay	45,320
9/29	W	20-17	at San Francisco	58,053
10/6	W	23-21	Philadelphia	56,364
10/13	L	13-23	at L.A. Raiders	48,512
10/20	L	24-31	at Atlanta	44,784
10/27	L	13-21	New York Giants	54,082
11/3	L	10-28	at L.A. Rams	49,030
11/10	L	3-27	Seattle	47,365
11/17	L	14-38	at Green Bay	52,104
11/24	W	30-23	at Minnesota	54,117
12/1	W	29-3	L.A. Rams	44,122
12/8	L	16-28	at St. Louis	29,527
12/15	L	19-31	San Francisco	46,065
12/22	L	10-16	Atlanta	37,717

TEAM STATISTICS	N.O.	OPP.
<b>TOTAL FIRST DOWNS</b>	<b>250</b>	<b>335</b>
Rushing	83	125
Passing	148	188
Penalty	19	22
3rd Down: Made/Att.	66/221	96/228
3rd Down Pct.	29.9	42.1
4th Down: Made/Att.	8/16	7/13
4th Down Pct.	50.0	53.8
<b>POSSESSION AVG.</b>	<b>28:33</b>	<b>31:27</b>
<b>TOTAL NET YARDS</b>	<b>4479</b>	<b>5815</b>
Avg. Per Game	279.9	363.4
Total Plays	997	1083
Avg. Per Play	4.5	5.4
<b>NET YARDS RUSHING</b>	<b>1683</b>	<b>2162</b>
Avg. Per Game	105.2	135.1
Total Rushes	431	500
<b>NET YARDS PASSING</b>	<b>2796</b>	<b>3653</b>
Avg. Per Game	174.8	228.3
Sacked/Yards Lost	58/461	46/322
Gross Yards	3257	3975
Att./Completions	508/260	529/306
Completion Pct.	51.2	57.8
Had Intercepted	23	21
<b>Punts/Average</b>	<b>89/42.3</b>	<b>81/42.2</b>
<b>Net Punting Avg.</b>	<b>89/36.5</b>	<b>81/37.8</b>
<b>Penalties/Yards</b>	<b>96/805</b>	<b>108/837</b>
<b>Fumbles/Ball Lost</b>	<b>23/13</b>	<b>24/16</b>
<b>Touchdowns</b>	<b>29</b>	<b>48</b>
Rushing	4	19
Passing	20	26
Returns	5	3

Score by Periods	1	2	3	4	OT	TOT
Saints	46	77	43	128	0	294
Opponents	55	142	51	153	0	401

SCORING	TD	Ru	Pa	Rt	PAT	FG	S	TP
Andersen	0	0	0	0	27/29	31/35	0	120
Martin	4	0	4	0	0	0	24	0
Brenner	3	0	3	0	0	0	18	0
Goodlow	3	0	3	0	0	0	18	0
W. Wilson	3	1	2	0	0	0	18	0
Gajan	2	2	2	0	0	0	12	0
Groth	2	0	2	0	0	0	12	0
Hardy	2	0	2	0	0	0	12	0
Tice	2	0	2	0	0	0	12	0
Warren	2	0	2	0	0	0	12	0
Campbell	1	1	0	0	0	0	6	0
Del Rio	1	0	0	1	0	0	6	0
Hebert	1	0	1	0	0	0	6	0
Hoage	1	0	0	1	0	0	6	0
Merkens	1	0	1	0	0	0	6	0
Poe	1	0	0	1	0	0	6	0
<b>Saints</b>	<b>29</b>	<b>4</b>	<b>20</b>	<b>5</b>	<b>27/29</b>	<b>31/35</b>	<b>0</b>	<b>294</b>
<b>Opponents</b>	<b>48</b>	<b>19</b>	<b>26</b>	<b>3</b>	<b>48/48</b>	<b>21/28</b>	<b>1</b>	<b>401</b>

**SACKS:** Jackson 11.0, B. Clark 8.5, Geathers 6.5, Warren 5.5, Paul 5.0, Wilks 2.5, Haynes 2.0, Elliott 1.0, Hoage 1.0, Kovach 1.0, Redd 1.0, Wattlelet 1.0, **Saints 46.0, Opp. 58.0**

RUSHING	No	Yds	Avg	LG	TD
W. Wilson	168	645	3.8	41	1
Campbell	158	643	4.1	45	1
Gajan	50	251	5.0	26	2
Edward Anthony	17	65	3.8	13	0
Wattlelet	2	42	21.0	23	0
Hebert	12	26	2.2	8	0
D. Wilson	18	7	0.4	17	0
Fowler	2	4	2.0	3	0
Goodlow	1	3	3.0	3	0
Martin	2	-1	-0.5	11	0
Merkens	1	-2	-2.0	-2	0
<b>Saints</b>	<b>431</b>	<b>1683</b>	<b>3.9</b>	<b>45</b>	<b>4</b>
<b>Opponents</b>	<b>508</b>	<b>2162</b>	<b>4.3</b>	<b>48</b>	<b>19</b>

RECEIVING	No	Yds	Avg	LG	TD
Brenner	42	652	15.5	30	3
W. Wilson	38	228	6.0	21	2
Martin	35	522	14.9	50	4
Goodlow	32	603	18.8	76	3
Edward Anthony	28	185	6.6	36	0
Tice	24	266	11.1	39	2
Groth	15	238	15.9	56	2
Hardy	15	208	13.9	31	2
Gajan	8	87	10.9	22	0
Scott	7	61	8.7	15	0
Campbell	6	88	14.7	39	1
Fowler	5	43	8.6	11	0
Merkens	3	61	20.3	39	1
Haynes	1	8	8.0	8	0
Hebert	1	7	7.0	7	1
<b>Saints</b>	<b>260</b>	<b>3257</b>	<b>12.5</b>	<b>76</b>	<b>20</b>
<b>Opponents</b>	<b>306</b>	<b>3975</b>	<b>13.0</b>	<b>65</b>	<b>26</b>

INTERCEPTIONS	No	Yds	Avg	LG	TD
Waymer	6	49	8.2	28	0
Hoage	4	79	19.8	52	1
Poe	3	63	21.0	40	1
Tullis	2	22	11.0	22	0
Del Rio	2	13	6.5	11	0
Wattlelet	2	0	0.0	0	0
Kovach	1	53	53.0	53	0
Redd	1	25	25.0	25	0
Winston	0	8	---	8	0
<b>Saints</b>	<b>21</b>	<b>312</b>	<b>14.9</b>	<b>53</b>	<b>2</b>
<b>Opponents</b>	<b>23</b>	<b>251</b>	<b>10.9</b>	<b>53</b>	<b>1</b>

PUNTING	No	Yds	Avg	Net	TB	I20	LG	B
Hansen	89	3763	42.3	36.5	6	14	58	0
<b>Saints</b>	<b>89</b>	<b>3763</b>	<b>42.3</b>	<b>36.5</b>	<b>6</b>	<b>14</b>	<b>58</b>	<b>0</b>
<b>Opponents</b>	<b>81</b>	<b>3417</b>	<b>42.2</b>	<b>37.8</b>	<b>7</b>	<b>24</b>	<b>61</b>	<b>0</b>

PUNT RET	Ret	FC	Yds	Avg	LG	TD
Tullis	17	6	141	8.3	17	0
Martin	8	10	53	6.6	13	0
Roaches	4	2	21	5.3	10	0
Groth	1	0	0	0.0	0	0
<b>Saints</b>	<b>30</b>	<b>18</b>	<b>215</b>	<b>7.2</b>	<b>17</b>	<b>0</b>
<b>Opponents</b>	<b>45</b>	<b>17</b>	<b>397</b>	<b>8.8</b>	<b>46</b>	<b>0</b>

KICKOFF RET	No	Yds	Avg	LG	TD
Anthony	23	476	20.7	52	0
Tullis	23	470	20.4	62	0
Martin	15	384	25.6	69	0
Fowler	4	78	19.5	23	0
Roaches	4	76	19.0	23	0
Merkens	1	0	0.0	0	0
Rackley	1	63	63.0	63	0
<b>Saints</b>	<b>71</b>	<b>1547</b>	<b>21.8</b>	<b>69</b>	<b>0</b>
<b>Opponents</b>	<b>43</b>	<b>968</b>	<b>22.5</b>	<b>94</b>	<b>1</b>

FIELD GOALS	1-19	20-29	30-39	40-49	50+
Andersen	0/0	4/5	13/14	11/12	3/4
<b>Saints</b>	<b>0/0</b>	<b>4/5</b>	<b>13/14</b>	<b>11/12</b>	<b>3/4</b>
<b>Opponents</b>	<b>0/0</b>	<b>6/6</b>	<b>6/8</b>	<b>6/9</b>	<b>3/5</b>

**Opponents:** (48G, 52G, 52G, 34G) (37G, 40G, 50N) (39G, 39G, 39N) (40G, 33G, 43G) (34G, 33G) (33G) (33G, 43G) (51G) (20G, 28B) ( ) (26G, 47G, 45G) (47G, 42G, 35G, 27G, 35G) (31G, 30G, 42G) (46G, 41G) (28G)

1985 NFC WEST STANDINGS				
Saints Finish: 3rd place				
	W	L	T	Pct.
L.A. Rams	11	5	0	.687
San Francisco	10	6	0	.625
<b>New Orleans</b>	<b>5</b>	<b>11</b>	<b>0</b>	<b>.313</b>
Atlanta	4	12	0	.250

PASSING	Att	Cmp	Yds	Cmp%	Yds/Att	TD	TD%	Int	Int%	Long	Sk/Yds	Rating
D. Wilson	293	145	1843	49.5	6.29	11	3.8	15	5.1	50	39/291	60.7
Hebert	181	97	1208	53.6	6.67	5	2.8	4	2.2	76	17/150	74.6
Todd	32	16	191	50.0	5.97	3	9.4	4	12.5	56	1/10	60.3
Hansen	1	1	8	100.0	8.00	0	0.0	0	0.0	8	0/0	100.0
Merkens	1	1	7	100.0	7.00	1	100.0	0	0.0	7	1/10	135.4
<b>Saints</b>	<b>508</b>	<b>260</b>	<b>3257</b>	<b>51.2</b>	<b>6.41</b>	<b>20</b>	<b>3.9</b>	<b>23</b>	<b>4.5</b>	<b>76</b>	<b>58/461</b>	<b>67.4</b>
<b>Opponents</b>	<b>529</b>	<b>306</b>	<b>3975</b>	<b>57.8</b>	<b>7.51</b>	<b>26</b>	<b>4.9</b>	<b>21</b>	<b>4.0</b>	<b>65</b>	<b>46/322</b>	<b>81.4</b>

## 1986

### RECORD: 7-9

### FINISH: 4th-NFC WEST

Date	W/L	Score	Opponent	Attendance	SCORING	TD	Ru	Pa	Rt	PAT	FG	S	TP	INTERCEPTIONS	No	Yds	Avg	LG	TD			
9/7	L	10-31	Atlanta	67,950	Andersen	0	0	0	0	30/30	26/30	0	108	Waymer	9	48	5.3	17	0			
9/14	W	24-10	Green Bay	46,383	Mayes	8	8	0	0	0	0	48	0	Poe	4	42	10.5	30	0			
9/21	L	17-26	at San Francisco	58,297	Hilliard	5	5	0	0	0	0	0	30	Wattlet	3	34	11.3	22	0			
9/28	L	17-20	at New York Giants	72,769	Martin	5	0	5	0	0	0	30	0	Gibson	2	43	21.5	43	0			
10/5	L	6-14	Washington	57,378	Jones	3	0	3	0	0	0	18	0	Maxie	2	15	7.5	15	0			
10/12	W	17-14	at Indianapolis	53,512	Tice	3	0	3	0	0	0	18	0	Jakes	2	6	3.0	4	0			
10/19	W	38-7	Tampa Bay	43,355	Goodlow	2	0	2	0	0	0	12	0	Haynes	1	17	17.0	17	1			
10/26	L	23-28	at N.Y. Jets	44,246	Mel Gray	1	0	0	1	0	0	6	0	V. Johnson	1	15	15.0	15	0			
11/2	W	23-10	San Francisco	53,234	Haynes	1	0	0	1	0	0	6	0	Gary	1	14	14.0	14	0			
11/9	W	6-0	L.A. Rams	62,352	Jordan	1	1	0	0	0	0	6	0	Jackson	1	1	1.0	1	0			
11/16	W	16-7	at St. Louis	32,069	D. Wilson	1	1	0	0	0	0	6	0	Saints	26	235	9.0	43	1			
11/23	L	13-26	at L.A. Rams	58,600	Saints	30	15	13	2	30/30	26/30	0	288	Opponents	25	362	14.5	46	0			
11/30	L	20-21	New England	58,259	Opponents	34	11	21	2	32/33	17/27	0	287									
12/7	L	27-31	Miami	64,761										PUNTING	No	Yds	Avg	Net	TB	I20	LG	B
12/14	W	14-9	at Atlanta	39,994	SACKS: Geathers 9.0, Jackson 9.0, Warren 7.5,									Hansen	81	3456	42.7	36.6	11	17	66	1
12/21	L	17-33	at Minnesota	51,209	Clark 6.0, Swilling 4.0, Elliott 3.5, Gibson 3.0,									Saints	82	3456	42.1	36.6	11	17	66	1
					Haynes 2.0, V. Johnson 1.0, Poe 1.0, Wilks 1.0,									Opponents	78	3315	42.5	35.6	8	23	62	0
					Saints 47.0, Opp. 27.0																	
TEAM STATISTICS					N.O.	OPP.																
TOTAL FIRST DOWNS					275	331																
Rushing					109	104																
Passing					137	197																
Penalty					29	30																
3rd Down: Made/Att.					59/197	97/230																
3rd Down Pct.					29.9	42.2																
4th Down: Made/Att.					7/13	7/14																
4th Down Pct.					53.8	50.0																
POSSESSION AVG.					27:59	32:01																
TOTAL NET YARDS					4742	5102																
Avg. Per Game					296.4	318.9																
Total Plays					957	1109																
Avg. Per Play					5.0	4.6																
NET YARDS RUSHING					2074	1559																
Avg. Per Game					129.6	97.4																
Total Rushes					505	486																
NET YARDS PASSING					2668	3543																
Avg. Per Game					166.8	221.4																
Sacked/Yards Lost					27/225	47/343																
Gross Yards					2893	3886																
Att./Completions					425/232	576/331																
Completion Pct.					54.6	57.5																
Had Intercepted					25	26																
PUNTS/AVERAGE					82/42.1	78/42.5																
NET PUNTING AVG.					82/36.6	78/35.6																
PENALTIES/YARDS					109/855	104/791																
FUMBLES/BALL LOST					33/18	37/17																
TOUCHDOWNS					30	34																
Rushing					15	11																
Passing					13	21																
Returns					2	2																
Score by Periods					1	2	3	4	OT	TOT												
Saints					81	62	47	98	0	288												
Opponents					64	92	71	60	0	287												

TD	Ru	Pa	Rt	PAT	FG	S	TP
0	0	0	0	30/30	26/30	0	108
8	8	0	0	0	48	0	0
5	5	0	0	0	0	30	0
5	0	5	0	0	0	30	0
3	0	3	0	0	0	18	0
3	0	3	0	0	0	18	0
2	0	2	0	0	0	12	0
1	0	0	1	0	6	0	0
1	0	0	1	0	0	6	0
1	1	0	0	0	0	6	0
1	1	0	0	0	0	6	0

SACKS: Geathers 9.0, Jackson 9.0, Warren 7.5, Clark 6.0, Swilling 4.0, Elliott 3.5, Gibson 3.0, Haynes 2.0, V. Johnson 1.0, Poe 1.0, Wilks 1.0, Saints 47.0, Opp. 27.0

No	Yds	Avg	LG	TD
286	1353	4.7	50	8
121	425	3.5	36	5
68	207	3.0	10	1
6	29	4.8	11	0
14	19	1.4	14	0
2	5	2.5	3	0
1	16	16.0	16	0
5	14	2.8	7	0
1	6	6.0	6	0
1	0	0.0	0	0
505	2074	4.1	50	15
486	1559	3.2	27	11

RECEIVING	No	Yds	Avg	LG	TD
Jones	48	625	13.0	45	3
Martin	37	675	18.2	84	5
Tice	37	330	8.9	29	3
Goodlow	20	306	15.3	29	2
Brenner	18	286	15.9	34	0
Hilliard	17	107	6.3	17	0
Mayes	17	96	5.6	18	0
Harris	11	148	13.5	27	0
Jordan	11	127	11.5	37	0
Edwards	10	132	13.2	24	0
Mal Gray	2	45	22.5	38	0
Wayner	1	13	13.0	13	0
J. Williams	1	5	5.0	5	0
Hebert	1	1	1.0	1	0
W. Wilson	1	-3	-3.0	-3	0
<b>Saints</b>	<b>232</b>	<b>2893</b>	<b>12.5</b>	<b>84</b>	<b>13</b>
<b>Opponents</b>	<b>331</b>	<b>3886</b>	<b>11.7</b>	<b>62</b>	<b>21</b>

# SAINTS STATISTICS

1987

RECORD: 12-3

FINISH: 2nd-NFC WEST

OWNERSHIP

FOOTBALL

ADMINISTRATION

RECORDS

HISTORY

Date	W/L	Score	Opponent	Attendance
9/13	W	28-21	Cleveland	59,900
9/20	L	17-27	at Philadelphia	57,485
10/4	W	37-10	L.A. Rams	29,745
10/11	L	19-24	at St. Louis	11,795
10/18	W	19-17	at Chicago	46,813
10/25	L	22-24	San Francisco	60,497
11/1	W	38-0	at Atlanta	42,196
11/8	W	31-14	at L.A. Rams	43,379
11/15	W	26-24	at San Francisco	60,436
11/22	W	23-14	New York Giants	67,639
11/29	W	20-16	at Pittsburgh	47,896
12/6	W	44-34	Tampa Bay	66,471
12/13	W	24-10	Houston	68,257
12/20	W	41-24	at Cincinnati	43,424
12/27	W	33-24	Green Bay	68,364

TEAM STATISTICS	N.O.	OPP.
<b>TOTAL FIRST DOWNS</b>	<b>304</b>	<b>270</b>
Rushing	128	81
Passing	151	155
Penalty	25	34
3rd Down: Made/Att.	99/221	57/182
3rd Down Pct.	44.8	31.3
4th Down: Made/Att.	1/6	6/15
4th Down Pct.	16.7	40.0
<b>POSSESSION AVG.</b>	<b>34:01</b>	<b>25:59</b>
<b>TOTAL NET YARDS</b>	<b>4964</b>	<b>4350</b>
Avg. Per Game	330.9	290.0
Total Plays	1009	924
Avg. Per Play	4.9	4.7
<b>NET YARDS RUSHING</b>	<b>2190</b>	<b>1550</b>
Avg. Per Game	146.0	103.3
Total Rushes	569	388
<b>NET YARDS PASSING</b>	<b>2774</b>	<b>2800</b>
Avg. Per Game	184.9	186.7
Sacked/Yards Lost	29/213	47/355
Gross Yards	2987	3155
Att./Completions	411/227	489/246
Completion Pct.	55.2	50.3
Had Intercepted	12	30
<b>PUNTS/AVERAGE</b>	<b>63/41.1</b>	<b>73/37.5</b>
<b>NET PUNTING AVG.</b>	<b>63/35.7</b>	<b>73/30.0</b>
<b>PENALTIES/YARDS</b>	<b>107/994</b>	<b>84/685</b>
<b>FUMBLES/BALL LOST</b>	<b>33/16</b>	<b>31/18</b>
<b>TOUCHDOWNS</b>	<b>46</b>	<b>35</b>
Rushing	20	6
Passing	23	25
Returns	3	4

Score by Periods	1	2	3	4	OT	TOT
Saints	93	107	104	18	0	422
Opponents	69	95	58	61	0	283

SCORING	TD	Ru	Pa	Rt	PAT	FG	S	TP
Andersen	0	0	0	0	37/37	268/36	0	121
Hilliard	8	7	1	0	0	0	0	48
Martin	7	0	7	0	0	0	0	42
Tice	6	0	6	0	0	0	0	36
Jones	5	5	0	0	0	0	0	30
Kempf	3	0	3	0	0	0	0	18
Beverly	2	2	0	0	1/1	4/5	0	12
Brenner	2	0	2	0	0	0	0	12
Jordan	2	2	0	0	0	0	0	12
Word	2	2	0	0	0	0	0	12
Cofor	0	0	0	0	5/7	1/1	0	8
Alexander	1	1	0	0	0	0	0	6
Mel Gray	1	1	0	0	0	0	0	6
O'Neal	1	0	1	0	0	0	0	6
Poe	1	0	1	0	0	0	0	6
R. Sutton	1	0	1	0	0	0	0	6
Toles	1	0	1	0	0	0	0	6
Waters	1	0	1	0	0	0	0	6
B. Clark	0	0	0	0	0	0	1	2
Maxie	0	0	0	0	0	0	1	2
<b>Saints</b>	<b>46</b>	<b>20</b>	<b>23</b>	<b>3</b>	<b>43/45</b>	<b>33/42</b>	<b>2</b>	<b>422</b>
<b>Opponents</b>	<b>35</b>	<b>6</b>	<b>25</b>	<b>4</b>	<b>35/35</b>	<b>12/18</b>	<b>1</b>	<b>283</b>

**SACKS:** Swilling 10.5, Jackson 9.5, Warren 6.0, Wilks 5.5, B. Clark 4.5, To. Elliott 2.0, Maxie 2.0, McCoy 2.0, S. Leach 1.5, DeForest 1.0, V. Johnson 1.0, Swoopes 1.0, Taylor 0.5, **Saints** 47.0, **Opp.** 29.0

RUSHING	No	Yds	Avg	LG	TD
Mayes	243	917	3.8	38	5
Hilliard	123	508	4.1	30	7
Beverly	62	217	3.5	25	2
J. Fourcade	19	134	7.1	18	0
Word	36	133	3.7	20	2
Hebert	13	95	7.3	19	0
Alexander	21	71	3.4	16	1
Mel Gray	8	37	4.6	12	1
Jordan	12	36	3.0	8	2
Rodenberger	17	35	2.1	5	0
Jean-Batiste	8	18	2.3	7	0
Ingram	2	14	7.0	9	0
Riordan	1	3	3.0	3	0
Hansen	2	-6	-3.0	-3	0
Hill	1	-9	-9.0	-9	0
Barnhardt	1	-13	-13.0	-13	0
<b>Saints</b>	<b>569</b>	<b>2190</b>	<b>3.8</b>	<b>38</b>	<b>20</b>
<b>Opponents</b>	<b>388</b>	<b>1550</b>	<b>4.0</b>	<b>33</b>	<b>6</b>

RECEIVING	No	Yds	Avg	LG	TD
Martin	44	778	17.7	67	7
James	27	420	15.6	43	3
Hilliard	23	264	11.5	38	1
Brenner	20	280	14.0	29	2
Tice	19	322	16.9	36	2
Hill	16	181	11.3	27	6
Mayes	15	68	4.5	16	0
Dawsey	13	142	10.9	29	0
Watson	9	132	14.7	36	0
Scott	6	54	9.0	17	0
Mel Gray	6	30	5.0	12	0
Waters	5	140	28.0	82	1
R. Clark	3	38	12.7	14	0
O'Neal	3	10	3.3	5	1
Rodenberger	2	17	8.5	11	0
Alexander	2	15	7.5	10	0
Walker	2	15	7.5	8	0
Jordan	2	13	6.5	11	0
Benson	2	11	5.5	6	0
C. Thomas	1	14	14.0	14	0
Beverly	1	8	8.0	8	0
<b>Saints</b>	<b>227</b>	<b>2987</b>	<b>13.2</b>	<b>82</b>	<b>23</b>
<b>Opponents</b>	<b>246</b>	<b>3155</b>	<b>12.8</b>	<b>50</b>	<b>25</b>

INTERCEPTIONS	No	Yds	Avg	LG	TD
Waymer	5	78	15.6	35	0
R. Sutton	5	68	13.6	26	0
Mack	4	32	8.0	26	0
Jakes	3	32	10.7	27	0
Maxie	3	17	5.7	10	0
Atkins	3	12	4.0	8	0
Jackson	2	4	2.0	4	0
Gibson	1	17	17.0	17	0
S. Leach	1	10	10.0	10	0
Swilling	1	10	10.0	10	0
V. Johnson	1	0	0.0	0	0
Poe	1	0	0.0	0	0
<b>Saints</b>	<b>30</b>	<b>280</b>	<b>9.3</b>	<b>35</b>	<b>0</b>
<b>Opponents</b>	<b>12</b>	<b>173</b>	<b>14.4</b>	<b>35</b>	<b>1</b>

**PUNTING** No Yds Avg Net TB I20 LG B  
Hansen 52 2104 40.5 35.6 6 19 60 0  
Barnhardt 11 483 43.9 36.3 1 4 52 0  
**Saints** **63** **2587** **41.1** **35.7** **7** **23** **60** **0**  
**Opponents** **37** **2740** **37.5** **30.0** **4** **10** **57** **5**

PUNT RET	Th	Yds	FC	Yds	Avg	LG	TD
Mel Gray	24	5	352	14.7	80	0	0
Martin	14	2	88	6.3	15	0	0
Cook	1	0	3	3.0	3	0	0
Jordan	1	0	13	13.0	13	0	0
Maxie	1	0	12	12.0	12	0	0
<b>Saints</b>	<b>41</b>	<b>7</b>	<b>468</b>	<b>11.4</b>	<b>80</b>	<b>0</b>	<b>0</b>
<b>Opponents</b>	<b>29</b>	<b>8</b>	<b>199</b>	<b>6.9</b>	<b>29</b>	<b>0</b>	<b>0</b>

KICKOFF RET	No	Yds	Avg	LG	TD
Mel Gray	30	636	21.2	43	0
Hilliard	10	248	24.8	74	0
Michael Adams	4	52	13.0	20	0
Beverly	3	46	15.3	21	0
Word	3	100	33.3	64	0
Jordan	2	28	14.0	16	0
Brook	1	11	11.0	11	0
Martin	1	15	15.0	15	0
C. Thomas	1	11	11.0	11	0
<b>Saints</b>	<b>55</b>	<b>1147</b>	<b>20.9</b>	<b>74</b>	<b>0</b>
<b>Opponents</b>	<b>55</b>	<b>1115</b>	<b>20.3</b>	<b>47</b>	<b>0</b>

FIELD GOALS	1-19	20-29	30-39	40-49	50+
Andersen	3/3	6/6	9/9	8/12	2/6
Kempf	0/0	1/1	1/2	2/2	0/0
Cofor	0/0	1/1	0/0	0/0	0/0
<b>Saints</b>	<b>3/3</b>	<b>8/8</b>	<b>10/11</b>	<b>10/14</b>	<b>2/6</b>
<b>Opponents</b>	<b>0/0</b>	<b>4/4</b>	<b>6/6</b>	<b>2/7</b>	<b>0/1</b>

**Andersen:** (39G) (45G) (39G, 51N, 49G, 19G, 019G, 37G, 52N) (49G, 43N) (32G) (40G, 41N, 27G, 51G, 40G) (19G, 43G, 28G) (25G, 53N, 50N, 32G) (40G, 24G, 32G) (48N, 46N, 28G) (21G, 30G) (31G, 52G, 48G, 32G)

**Kempf:** (33B, 48G, 31G, 42G, 21G)

**Cofor:** (27G)

**Team:** (39G) (45G) (27G) (33B, 48G, 31G, 42G, 21G) (39G, 51N, 49G, 19G, 37G, 52N) (49G, 43N) (32G) (40G, 41N, 27G, 51G, 40G) (19G, 43G, 28G) (25G, 53N, 50N, 32G) (40G, 24G, 32G) (48N, 46N, 28G) (21G, 30G) (31G, 52G, 48G, 32G)

Opponents:	(49B)	(30G, 30G)	(37G) (24G)	(22G) (31G)	(51N) (46N, 47B, 35G) (40N)	(37G, 43G) (21G) (43G, 46N) (24G)
------------	-------	------------	-------------	-------------	-----------------------------	-----------------------------------

## 1987 NFC WEST STANDINGS

Saints Finish: 2nd place	W	L	T	Pct.
San Francisco	13	2	0	.867
<b>New Orleans</b>	<b>12</b>	<b>3</b>	<b>0</b>	<b>.800</b>
L.A. Rams	6	9	0	.400
Atlanta	3	12	0	.200

PASSING	Att	Cmp	Yds	Cmp%	Yds/Att	TD	TD%	Int	Int%	Long	Sk/Yds	Rating
Hebert	294	164	2119	55.8	7.21	15	5.1	9	3.1	67	20/119	82.9
J. Fourcade	89	48	597	53.9	6.71	4	4.5	3	3.4	82t	6/67	75.9
Wilson	24	13	243	54.2	10.13	2	8.3	0	0.0	38	2/21	117.2
Ingram	2	1	5	50.0	2.50	1	50.0	0	0.0	5t	1/6	95.8
Hilliard	1	1	23	100.0	23.00	1	100.0	0	0.0	23t	0/0	158.3
Riordan	1	0	0	0.0	0.00	0	0.0	0	0.0	0	0/0	39.6
<b>Saints</b>	<b>411</b>	<b>227</b>	<b>2987</b>	<b>55.2</b>	<b>7.27</b>	<b>23</b>	<b>5.6</b>	<b>12</b>	<b>2.9</b>	<b>82t</b>	<b>29/213</b>	<b>84.9</b>
<b>Opponents</b>	<b>489</b>	<b>246</b>	<b>3155</b>	<b>50.3</b>	<b>6.45</b>	<b>25</b>	<b>5.1</b>	<b>30</b>	<b>6.1</b>	<b>50t</b>	<b>47/355</b>	<b>62.4</b>

# SAINTS STATISTICS

1988

RECORD: 10-6

FINISH: 3rd-NFC WEST

Date	W/L	Score	Opponent	Attendance	SCORING	TD	R	P	RT	PAT	FG	S	TP	INTERCEPTIONS	No	Yds	Avg	LG	TD			
9/4	L	33-34	San Francisco	66,357	Andersen	0	0	0	0	32/33	26/36	0	110	Atkins	4	42	10.5	40	0			
9/11	W	29-21	at Atlanta	48,901	Hill	7	0	7	0	0	0	42	Waymer	3	91	30.3	44	0				
9/18	W	22-14	at Detroit	32,943	Martin	7	0	7	0	0	0	42	Jakes	3	61	20.3	39	0				
9/25	W	13-9	Tampa Bay	66,671	Hilliard	6	5	1	0	0	0	36	Sutton	3	32	10.7	34	0				
10/3	W	20-17	Dallas	68,474	Mayes	3	3	0	0	0	0	18	Johnson	1	34	34.0	34	0				
10/9	W	23-17	at San Diego	42,693	R. Clark	2	0	2	0	0	0	12	Mack	1	19	19.0	19	0				
10/16	W	20-19	at Seattle	63,569	Perriman	2	0	2	0	0	0	12	Jackson	1	16	16.0	16	0				
10/23	W	20-6	L.A. Raiders	66,249	Mel Gray	1	0	0	1	0	0	6	Cook	1	0	0.0	0	0				
10/30	L	10-12	L.A. Rams	68,238	Heyward	1	1	0	0	0	0	6	Saints	17	295	17.4	44	0				
11/6	L	24-27	at Washington	54,183	Jordan	1	0	0	1	0	0	6	Opponents	16	226	14.1	78t	2				
11/13	W	14-10	at L.A. Rams	63,305	Scales	1	0	1	0	0	0	6										
11/20	W	42-0	Denver	68,075	Tice	1	0	1	0	0	0	6	PUNTING	No	Yds	Avg	Net	TB	IG	B		
11/27	L	12-13	N.Y. Giants	66,526	Waymer	1	0	0	1	0	0	6	Hansen	72	2913	40.5	34.3	8	19	64	1	
12/4	L	3-45	at Minnesota	61,215	Jackson	0	0	0	0	0	0	1	2	Saints	73	2913	39.9	34.3	8	19	64	1
12/11	L	17-30	at San Francisco	62,977	Saints	33	9	21	3	32/33	26/36	2	312	Opponents	70	2815	40.2	32.6	6	15	56	1
12/18	W	10-9	Atlanta	60,566	Opponents	29	7	19	3	28/29	27/34	0	283									

TEAM STATISTICS				OPP.				SACKS:				PUNT RET				KICKOFF RET				FIELD GOALS			
TOTAL FIRST DOWNS				306				3.5, Wilks 3.5, Gibson 2.0, Johnson 2.0,				Mel Gray				25				1-19			
Rushing				108				Kohlbrand 2.0, Elliott 1.0, Gregory 1.0, Mack				Hill				10				1/11/12			
Passing				179				1.0, Warren 1.0, Saints 31.0, Opp. 24.0				Saints				35				1/1			
Penalty				19								Opponents				39				2/2			
3rd Down: Made/Att.				104/227				RUSHING				No				Yds				1-19			
3rd Down Pct.				45.8				Hilliard				204				823				20-29			
4th Down: Made/Att.				4/6				Mayes				170				628				30-39			
4th Down Pct.				66.7				Heyward				74				355				40-49			
POSSESSION AVG.				32:38				Jordan				19				115				50-59			
TOTAL NET YARDS				5131				Hebert				37				79				60-69			
Avg. Per Game				320.7				Perriman				3				17				70-79			
Total Plays				1034				Martin				2				12				80-89			
Avg. Per Play				5.0				Hansen				1				10				90-99			
NET YARDS RUSHING				2046				Tice				2				7				100-109			
Avg. Per Game				127.9				Saints				512				2046				110-119			
Total Rushes				512				Opponents				442				1779				120-129			
NET YARDS PASSING				3085				RECEIVING				No				Yds				1-19			
Avg. Per Game				192.8				Martin				85				1083				20-29			
Sacked/Yards Lost				24/171				Hill				66				703				30-39			
Gross Yards				3256				Hilliard				34				335				40-49			
Att./Completions				498/286				Tice				26				297				50-59			
Completion Pct.				57.4				R. Clark				19				245				60-69			
Had Intercepted				16				Perriman				16				215				70-79			
PUNTS/AVERAGE				73/39.9				Heyward				13				105				80-89			
NET PUNTING AVG.				73/34.3				Mayes				11				103				90-99			
PENALTIES/YARDS				101/821				Jordan				5				70				100-109			
FUMBLES/BALL LOST				29/16				Brenner				5				67				110-119			
TOUCHDOWNS				33				Scales				2				20				120-129			
Rushing				9				Hebert				2				0				130-139			
Passing				21				Pattison				1				8				140-149			
Returns				3				Benson				1				5				150-159			
Score by Periods				1 2 3 4 OT TOT				Saints				286				3256				11.4			
Saints				64 93 101 54 0 312				Opponents				277				3579				12.9			
Opponents				51 111 70 51 0 283																			

PASSING	Att	Cmp	Yds	Cmp%	Yds/Att	TD	TD%	Int	Int%	Long	Sk/Yds	Rating
Hebert	478	280	3156	58.6	6.60	20	4.2	15	3.1	40t	24/171	79.3
Wilson	16	5	73	31.3	4.56	0	0.0	1	6.3	25	0/0	21.1
Hilliard	2	1	27	50.0	13.50	1	50.0	0	0.0	27t	0/0	135.4
Fourcade	1	0	0	0.0	0.00	0	0.0	0	0.0	0	0/0	39.6
Hill	1	0	0	0.0	0.00	0	0.0	0	0.0	0	0/0	39.6
<b>Saints</b>	<b>498</b>	<b>286</b>	<b>3256</b>	<b>57.4</b>	<b>6.54</b>	<b>21</b>	<b>4.2</b>	<b>16</b>	<b>3.2</b>	<b>40t</b>	<b>24/171</b>	<b>77.9</b>
<b>Opponents</b>	<b>505</b>	<b>277</b>	<b>3579</b>	<b>54.9</b>	<b>7.09</b>	<b>19</b>	<b>3.8</b>	<b>17</b>	<b>3.4</b>	<b>85t</b>	<b>31/252</b>	<b>75.8</b>

# SAINTS STATISTICS

1989

RECORD: 9-7

FINISH: 3rd-NFC WEST

Date	W/L	Score	Opponent	Attendance	SCORING	TD	Ru	Pa	Rt	PAT	FG	S	TP	INTERCEPTIONS	No	Yds	Avg	LG	TD				
9/10	W	28-0	Dallas	66,977	Hilliard	18	13	5	0	0	108	0	0	Waymer	6	66	11.0	42	0				
9/17	L	34-35	at Green Bay	55,809	Andersen	0	0	0	0	44/45	20/29	0	104	Massey	5	26	5.2	22	0				
9/24	L	10-20	at Tampa Bay	44,053	E. Martin	8	0	8	0	0	0	0	48	Cook	3	81	27.0	63	1				
10/1	L	14-16	Washington	64,358	Brenner	4	0	4	0	0	24	0	24	Maxie	3	41	13.7	26	1				
10/8	L	20-24	San Francisco	60,488	Hill	4	0	4	0	0	24	0	24	Mack	2	0	0.0	0	0				
10/15	W	29-14	New York Jets	59,521	Jordan	3	3	0	0	0	18	0	18	Swilling	1	14	14.0	14	0				
10/22	W	40-21	at L.A. Rams	57,567	Cook	1	0	0	1	0	6	0	6	Atkins	1	-2	-2.0	-2	0				
10/29	W	20-13	Atlanta	65,153	Fourcade	1	1	0	0	0	6	0	6	Saints	21	226	10.8	63	2				
11/6	L	13-31	at San Francisco	60,667	Frazier	1	1	0	0	0	6	0	6	Opponents	19	265	13.9	40	1				
11/12	W	28-24	at New England	47,680	Heyward	1	1	0	0	0	6	0	6										
11/19	W	26-17	at Atlanta	53,173	Maxie	1	0	0	1	0	6	0	6	PUNTING	No	Yds	Avg	Net	TB	I20	LG	B	
11/26	Lot	17-20	L.A. Rams	64,274	Morse	1	0	0	1	0	6	0	6	Barnhardt	55	2179	39.6	35.0	4	17	56	0	
12/3	L	14-21	at Detroit	38,550	Shepard	1	0	0	1	0	6	0	6	Winslow	16	595	37.2	31.6	1	4	50	0	
12/10	W	22-19	at Buffalo	70,037	Tice	1	0	1	0	0	6	0	6	Saints	71	2774	39.1	34.2	5	21	56	0	
12/18	W	30-20	Philadelphia	59,218	Turner	1	0	1	0	0	6	0	6	Opponents	75	2956	39.4	33.2	2	15	63	1	
12/24	W	41-6	Indianapolis	49,009	Forde	0	0	0	0	0	1	2	2										
					Warren	0	0	0	0	0	1	2	2	PUNT RET	Ret	FC	Yds	Avg	LG	TD			
TEAM STATISTICS		N.O.		OPP	Saints	46	19	23	4	44/45	20/29	3	386	Harris	27	7	196	7.3	20	0			
TOTAL FIRST DOWNS					Opponents	35	10	23	2	34/35	19/24	0	301	Morse	10	1	29	2.9	16	0			
Rushing		108		79										Hill	7	0	41	5.9	13	0			
Passing		167		198	SACKS:	Swilling	16.5,	Warren	9.5,	Jackson	7.5,			Shepard	7	1	91	13.0	56	1			
Penalty		29		16	Wilks	4.0,	Mills	3.0,	W. Martin	2.5,	Cook	1.0,		Perriman	1	0	10	10.0	10	0			
3rd Down: Made/Att.		89/207		82/216	Geathers	1.0,	V. Johnson	1.0,	Mack	1.0,	Saints			Turner	1	0	7	7.0	7	0			
3rd Down Pct.		43.0		38.0	47.0, Opp.	36.0								Massey	0	0	54	---	54	0			
4th Down: Made/Att.		5/10		8/17										Saints	53	9	428	8.1	57	1			
4th Down Pct.		50.0		47.1	RUSHING									Opponents	35	16	244	7.0	28	0			
POSSESSION AVG.		33:43		26:17	Hilliard	344	1262	3.7	40	13	1			KICKOFF RET	No	Yds	Avg	LG	TD				
TOTAL NET YARDS		5328		5186	Heyward	49	183	3.7	15	1				Harris	19	378	19.9	39	0				
Avg. Per Game		333.0		324.1	Jordan	38	179	4.7	32	3				Atkins	12	245	20.4	32	0				
Total Plays		999		997	Frazier	25	112	4.5	21	1				Morse	10	278	27.8	99	1				
Avg. Per Play		5.3		5.2	Fourcade	14	91	6.5	14	1				Frazier	8	157	19.6	29	0				
NET YARDS RUSHING		1948		1326	Hebert	25	87	3.5	11	0				Shepard	8	135	16.9	24	0				
Avg. Per Game		121.8		82.9	Morse	2	43	21.5	39	0				U. Johnson	2	34	17.0	19	0				
Total Rushes		502		373	Turner	2	8	4.0	6	0				Hill	1	13	13.0	13	0				
NET YARDS PASSING		3380		3860	Winslow	1	0	0.0	0	0				Hilliard	1	20	20.0	20	0				
Avg. Per Game		211.3		241.3	Hill	1	-7	-7.0	-7	0				Phillips	1	24	24.0	24	0				
Sacked/Yards Lost		36/271		47/362	Perriman	1	-10	-10.0	-10	0				Scales	1	0	0.0	0	0				
Gross Yards		3651		4222	Saints	502	1948	3.9	40	19				Saints	63	1284	20.4	99	1				
Att./Completions		461/284		577/320	Opponents	373	1326	3.6	38	10				Opponents	55	983	17.9	72	0				
Completion Pct.		61.6		55.1	RECEIVING									FIELD GOALS	1-19	20-29	30-39	40-49	50+				
Had Intercepted		19		25	E. Martin	68	1090	16.0	53	8				Andersen	0/0	7/8	10/11	3/6	0/4				
PUNTS/AVERAGE		17/39.1		75/39.4	Hilliard	52	514	9.9	54	5				Saints	0/0	7/8	10/11	3/6	0/4				
NET PUNTING AVG.		71/34.2		75/33.2	Hill	48	636	13.3	46	4				Opponents	3/3	2/4	4/5	10/11	0/1				
PENALTIES/YARDS		90/676		105/850	Brenner	34	398	11.7	30	4				Andersen:	( )	(38G, 32G)	(54N, 33G, 47N)						
FUMBLES/BALL LOSS		28/12		35/18	Turner	22	279	12.7	54	1				(52N, 36N)	(49G, 39G)	(42G, 29G)	(39G,						
TOUCHDOWNS		46		35	Perriman	20	356	17.8	47	0				27G)	(32G, 23B, 44G)	(39G, 23G)	( )	(33G)					
Rushing		19		10	Heyward	13	69	5.3	12	0				(36G)	(48N)	(31G, 41N, 26G, 50N, 22G)							
Passing		23		23	Tice	9	98	10.9	23	1				(55N)	(21G, 29G)								
Returns		4		2	Scales	8	89	11.1	26	0				Opponents:	( )	( )	(34G, 37G)	(48G, 19G, 18G)					
Score by Periods	1	2	3	4	OT	TOT								(41G, 44N)	( )	( )	(41G, 48G)	(44G)	(44G)				
Saints	105	123	60	98	0	386								(45G, 37N)	(32G, 22B, 52N, 31G)	( )	(43G,						
Opponents	27	96	89	86	3	301								(48G)	(21G, 19G, 20B)	(41G, 23G)							

## 1990

### RECORD: 8-8

### FINISH: 2nd-NFC WEST

Date	W/L	Score	Opponent	Attendance	SCORING	TD	Ru	Pa	Rt	PAT	FG	S	TP	PUNTING	No	Yds	Avg	Net	TB	120	LG	TD
9/10	L	12-13	San Francisco	68,629	Andersen	0	0	0	0	29/29	21/27	0	92	Barnhardt	70	2990	42.7	36.2	6	20	65	1
9/16	L	3-32	at Minnesota	56,272	Mayes	7	7	0	0	0	0	0	42	Saints	70	2990	42.7	36.2	6	20	65	1
9/23	W	28-7	Phoenix	61,110	E. Martin	5	0	5	0	0	0	0	30	Opponents	74	3024	40.9	34.9	2	18	57	1
10/7	L	27-28	at Atlanta	57,401	Heyward	4	4	0	0	0	0	0	24									
10/14	W	25-20	Cleveland	68,608	Turner	4	0	4	0	0	0	0	24	PUNT RET	Ret	FC	Yds	Avg	LG	TD		
10/21	L	10-23	at Houston	57,908	Brenner	2	0	2	0	0	0	0	12	V. Buck	37	8	305	8.2	33	0		
10/28	L	10-27	Detroit	64,368	Fenerty	2	2	0	0	0	0	0	12	Morse	8	1	95	11.9	18	0		
11/4	W	21-7	at Cincinnati	60,067	Perriman	2	0	2	0	0	0	0	12	Saints	45	9	400	8.9	33	0		
11/11	W	35-7	Tampa Bay	67,865	Fourcade	1	1	0	0	0	0	0	6	Opponents	43	12	302	7.0	24	0		
11/18	L	17-31	at Washington	52,573	Hilliard	1	0	1	0	0	0	0	6									
11/25	W	10-7	Atlanta	68,629	Maxie	1	0	0	1	0	0	0	6	KICKOFF RET	No	Yds	Avg	LG	TD			
12/2	L	13-17	at Dallas	60,087	Scales	1	0	1	0	0	0	0	6	Fenerty	28	572	20.4	58	0			
12/9	W	24-20	at L.A. Rams	56,864	Saints	30	14	15	1	29/29	21/27	1	274	Atkins	19	471	24.8	50	0			
12/16	L	6-9	Pittsburgh	68,582	Opponents	30	8	21	1	30/30	21/35	1	275	Morse	4	56	14.0	18	0			
12/23	W	13-10	at San Francisco	60,112	Saints	30	14	15	1	29/29	21/27	1	274	V. Buck	3	38	12.7	17	0			
12/31	W	20-17	L.A. Rams	68,647	SACKS: Swilling 11.0, Turnbull 9.0, Jackson									Mayes	2	39	19.5	21	0			

SACKS: Swilling 11.0, Turnbull 9.0, Jackson 6.0, Wilks 5.5, W. Martin 4.0, Atkins 3.0, Cook 1.0, Johnson 1.0, Simmons 1.0, Mills 0.5, Saints 42.0, Opp. 20.0

#### TEAM STATISTICS

##### TOTAL FIRST DOWNS

	N.O.	OPP.
Rushing	107	91
Passing	133	167
Penalty	13	21
3rd Down: Made/Att.	84/209	85/217
3rd Down Pct.	40.2	39.2
4th Down: Made/Att.	5/9	9/17
4th Down Pct.	55.6	52.9

##### POSSESSION AVG.

29:59 30:01

##### TOTAL NET YARDS

4476 4878

Avg. Per Game 279.8 304.9

Total Plays 931 986

Avg. Per Play 4.8 4.9

##### NET YARDS RUSHING

1850 1559

Avg. Per Game 115.6 97.4

Total Rushes 464 410

##### NET YARDS PASSING

2626 3319

Avg. Per Game 164.1 207.4

Sacked/Yards Lost 20/131 42/265

Gross Yards 2757 3584

Att./Completions 447/226 534/316

Completion Pct. 50.6 59.2

Had Intercepted 23 8

##### PUNTS/AVERAGE

71/42.1 74/40.9

##### NET PUNTING AVG.

71/36.2 74/34.9

##### PENALTIES/YARDS

108/829 87/655

##### FUMBLES/BALL LOST

29/16 35/19

##### TOUCHDOWNS

30 38

Rushing 14 8

Passing 15 21

Returns 1 1

##### Score by Periods

1 2 3 4 OT TOT

Saints 54 82 48 90 0 274

Opponents 30 82 76 87 0 275

##### RUSHING

No Yds Avg LG TD

Heyward 129 599 4.6 47t 4

Mayes 138 510 3.7 18 7

Fenerty 73 355 4.9 60t 2

Hilliard 90 284 3.2 17 0

Fourcade 15 77 5.1 12 1

Walsh 19 25 1.3 18 0

Saints 464 1850 4.0 60t 14

Opponents 410 1559 3.8 35 8

##### RECEIVING

No Yds Avg LG TD

E. Martin 63 912 14.5 58 5

Perriman 36 382 10.6 29 2

Turner 21 396 18.9 68t 4

Fenerty 18 209 11.6 28 0

Heyward 18 121 6.7 12 2

Hilliard 17 213 12.5 31t 2

Mayes 12 121 10.1 66 0

Tice 11 113 10.3 19 0

Scales 8 64 8.0 20 1

Alphinn 4 57 14.3 17 0

Hill 3 35 11.7 13 0

Hilgenberg 1 9 9.0 9 0

Saints 226 2757 12.2 68t 15

Opponents 316 3584 11.3 51t 21

##### INTERCEPTIONS

No Yds Avg LG TD

Maxie 2 88 44.0 50t 1

Cook 2 55 27.5 50 0

Atkins 2 15 7.5 15 0

Thompson 2 0 0.0 0 0

Saints 8 158 19.8 50t 1

Opponents 23 283 12.3 73 0

##### FIELD GOALS

1-19 20-29 30-39 40-49 50+

Andersen 0/0 5/5 5/6 8/12 3/4

Saints 0/0 5/5 5/6 8/12 3/4

Opponents 1/1 3/3 10/13 6/10 1/8

Andersen: (41G, 39G, 28G, 32G) (37G) ( )

(46G, 23G) (52G, 39N) (20G, 40B) (47G)

(48N) ( ) (38G) (43N, 20G) (43G, 50G) (48G)

(50G, 43G) (30G, 40G) (51N, 48N, 41G, 24G)

Opponents: (52G, 55N, 52N, 47N, 38G) (30G,

48G, 38G) (52N, 37B) (40N) (37G, 39G)

4 (43G, 45G, 33G) (39N, 52N, 25G, 39G) (43N)

( ) (39G) (51N, 51N) (47G) (38G, 18G) (46N,

29G, 42G, 43G) (59N, 30G) (30N, 24G)

#### 1990 NFC WEST STANDINGS

##### Saints Finish: 2nd place

W L T Pct.

San Francisco 14 2 0 .875

New Orleans 8 8 0 .500

L.A. Rams 5 11 0 .313

Atlanta 5 11 0 .313

OWNERSHIP

FOOTBALL

ADMINISTRATION

RECORDS

HISTORY

# SAINTSSTATISTICS

1991

RECORD: 11-5

FINISH: 1st-NFC WEST

Date	W/L	Score	Opponent	Attendance	SCORING	TD	Ru	Pa	Rt	PAT	FG	S	TP	INTERCEPTIONS	No	Yds	Avg	LG	TD
9/1	W	27-24	Seattle	68,492	Andersen	0	0	0	0	38/38	25/32	0	113	Atkins	5	198	39.6	79	0
9/8	W	17-10	at Kansas City	74,816	Turner	8	0	8	0	0	0	0	48	V. Buck	5	12	2.4	12	0
9/15	W	24-7	L.A. Rams	68,583	Fenerty	5	3	2	0	0	0	0	30	Glenn	4	35	8.8	18	0
9/22	W	26-0	Minnesota	68,591	Heyward	5	4	1	0	0	0	0	30	Jones	3	61	20.3	51	0
9/29	W	27-6	at Atlanta	56,556	Hilliard	5	4	1	0	0	0	0	30	Cook	3	54	18.0	22	0
10/3	W	13-6	at Philadelphia	64,224	E. Martin	4	0	4	0	0	0	0	24	Maxie	3	33	11.0	31t	1
10/20	W	23-7	Tampa Bay	68,591	Jordan	3	2	1	0	0	0	0	18	Mills	2	13	6.5	8	0
10/27	L	17-20	Chicago	68,591	Early	2	0	2	0	0	0	0	12	Swilling	1	39	39.0	39t	1
11/3	W	24-17	at L.A. Rams	58,713	McAfee	2	2	0	0	0	0	0	12	V. Johnson	1	19	19.0	19	0
11/10	W	10-3	San Francisco	68,591	Carroll	1	0	1	0	0	0	0	6	Thompson	1	14	14.0	14	0
11/17	L	21-24	at San Diego	48,420	Maxie	1	0	0	1	0	0	0	6	Petry	1	4	4.0	4	0
11/24	Lot	20-23	Atlanta	68,591	Swilling	1	0	0	1	0	0	0	6	Saints	29	482	16.6	79	2
12/1	L	24-38	at San Francisco	62,092	Warren	1	0	0	1	0	0	0	6	Opponents	15	257	17.1	59t	2
12/8	L	14-23	at Dallas	64,530	Saints	38	15	20	3	38/38	25/32	0	341						
12/16	W	27-0	L.A. Raiders	68,625	Opponents	23	6	12	5	22/23	17/21	0	211						
12/22	W	27-3	at Phoenix	30,928															

TEAM STATISTICS	N.O.	OPP.
TOTAL FIRST DOWNS	267	214
Rushing	93	63
Passing	157	139
Penalty	17	12
3rd Down: Made/Att.	86/228	49/188
3rd Down Pct.	37.7	26.1
4th Down: Made/Att.	5/10	4/13
4th Down Pct.	50.0	30.8
POSSESSION AVG.	33:58	26:02
TOTAL NET YARDS	4968	3933
Avg. Per Game	310.5	245.8
Total Plays	1008	875
Avg. Per Play	4.9	4.5
NET YARDS RUSHING	1709	1213
Avg. Per Game	106.8	75.8
Total Rushes	483	334
NET YARDS PASSING	3259	2720
Avg. Per Game	203.7	170.0
Sacked/Yards Lost	19/160	50/337
Gross Yards	3419	3057
Att./Completions	506/292	491/259
Completion Pct.	57.7	52.7
Had Intercepted	15	29
PUNTS/AVERAGE	87/43.0	88/42.3
NET PUNTING AVG.	87/35.3	88/37.1
PENALTIES/YARDS	101/801	95/711
FOULS/BALL LOST	24/15	34/19
TOUCHDOWNS	38	23
Rushing	15	6
Passing	20	12
Returns	3	5
Score by Periods	1 2 3 4 OT TOT	0 1 2 3 4 OT TOT
Saints	61 120 75 85 0 341	
Opponents	23 59 54 72 3 211	

SACKS: Swilling 17.0, Jackson 11.5, Warren 7.0, W. Martin 3.5, Atkins 3.0, Goff 2.0, Wilks 2.0, Miller 1.0, Mills 1.0, Turnbull 1.0, James E. Williams 1.0, Saints 50.0, Opp. 19.0

RUSHING	No	Yds	Avg	LG	TD
McAfee	109	494	4.5	34	2
Fenerty	139	477	3.4	54	3
Heyward	76	260	3.4	15	4
Hilliard	79	252	3.2	65t	4
Jordan	47	150	3.2	25	2
Hebert	18	56	3.1	16	0
Early	3	13	4.3	6	0
Morse	3	7	2.3	8	0
Barnhardt	1	0	0.0	0	0
Walsh	8	0	0.0	3	0
Saints	483	1709	3.5	65t	15
Opponents	334	1213	3.6	33	6

RECEIVING	No	Yds	Avg	LG	TD
E. Martin	66	803	12.2	30	4
Turner	64	927	14.5	65t	8
Early	32	541	16.9	52	2
Tice	26	235	9.0	50t	0
Tice	22	230	10.5	22	0
Hilliard	21	127	6.0	14t	1
Carroll	18	184	10.2	31t	1
Brenner	16	179	11.2	21	0
Jordan	15	92	6.1	19	1
Heyward	4	34	8.5	22t	1
Newman	3	33	11.0	14	0
Scales	3	23	7.7	14	0
McAfee	1	8	8.0	8	0
Wainright	1	3	3.0	3	0
Saints	292	3419	11.7	65t	20
Opponents	259	3057	11.8	80t	12

PUNTING	No	Yds	Avg	Net	TB	I20	LG	B
Barnhardt	86	3743	43.5	35.3	10	20	61	1
Saints	87	3743	43.0	35.3	10	20	61	1
Opponents	88	3725	42.3	37.1	7	20	64	1

PUNT RET	Ret	FC	Yds	Avg	LG	TD
V. Buck	31	13	260	8.4	52	0
Fenerty	12	6	55	4.6	13	0
Morse	1	0	2	2.0	2	0
Saints	44	19	317	7.2	52	0
Opponents	50	11	470	9.4	40	0

KICKOFF RET	No	Yds	Avg	LG	TD
Atkins	20	368	18.4	27	0
Jennings	12	213	17.8	24	0
Early	9	168	18.7	34	0
Morse	3	60	20.0	21	0
Fenerty	2	28	14.0	14	0
Jordan	2	18	9.0	18	0
Glenn	1	10	10.0	10	0
McAfee	1	14	14.0	14	0
Saints	50	879	17.6	34	0
Opponents	35	851	24.3	98t	2

FIELD GOALS	1-19	20-29	30-39	40-49	50+
Andersen	0/0	6/6	11/13	6/9	2/4
Saints	0/0	6/6	11/13	6/9	2/4
Opponents	1/1	3/3	5/6	6/7	2/4

Andersen: (47G, 31G) (40G) (42G) (34G, 30G, 38G, 26G) (23G, 31G) (36G, 43N, 26G) (32G, 28G, 48G, 40N) (60G) (45G, 37N) (21G) (39N) (39G, 31G, 55N) (52G) (54N) (37G, 41N, 42G) (27G, 39G)

Opponents: (37G, 37N) (23G) ( ) ( ) ( ) (48G, 41G) ( ) (34G, 48G, 51N) (31G) (32G, 44N) (19G) (25G, 27G, 50G) (42G) (50G, 41G, 40G) (52N) (38G)

## 1991 NFC WEST STANDINGS

Saints Finish: 1st place	W	L	T	Pct.
New Orleans	11	5	0	.688
Atlanta	10	6	0	.625
San Francisco	10	6	0	.625
L.A. Rams	3	13	0	.188

PASSING	Att	Cmp	Yds	Cmp%	Yds/Att	TD	TD%	Int	Int%	Long	Sk/Yds	Rating
Walsh	255	141	1638	55.3	6.42	11	4.3	6	2.4	41	3/26	79.5
Hebert	248	149	1676	60.1	6.76	9	3.6	8	3.2	65t	16/134	79.0
M. Buck	2	1	61	50.0	30.50	0	0.0	1	50.0	61	0/0	56.3
Heyward	1	1	44	100.0	44.00	0	0.0	0	0.0	44	0/0	118.8
Saints	506	292	3419	57.7	6.76	20	4.0	15	3.0	65t	19/160	79.2
Opponents	491	259	3057	52.7	6.23	12	2.4	29	5.9	80t	50/337	55.5

# SAINTS STATISTICS

1992

RECORD: 12-4

FINISH: 2nd-NFC WEST

Date	W/L	Score	Opponent	Attendance
9/6	L	13-15	at Philadelphia	63,513
9/13	W	28-6	Chicago	68,591
9/20	W	10-7	at Atlanta	67,328
9/27	L	10-16	San Francisco	68,591
10/4	W	13-7	at Detroit	66,971
10/11	W	13-10	L.A. Rams	68,591
10/18	W	30-21	at Phoenix	45,413
11/1	W	23-21	Tampa Bay	68,591
11/8	W	31-14	at New England	45,413
11/15	L	20-21	at San Francisco	64,895
11/23	W	20-3	Washington	68,591
11/29	W	24-13	Miami	68,591
12/3	W	22-14	Atlanta	68,591
12/13	W	37-14	at L.A. Rams	47,355
12/20	L	16-20	Buffalo	68,591
12/26	W	20-0	at New York Jets	45,614

## TEAM STATISTICS

### TOTAL FIRST DOWNS

Rushing 92

Passing 155

Penalty 20

3rd Down: Made/Att. 75/197

3rd Down Pct. 38.1

4th Down: Made/Att. 3/8

4th Down Pct. 37.5

### POSSESSION AVG.

31:10

### TOTAL NET YARDS

4806

Avg. Per Game 300.4

Total Plays 895

Avg. Per Play 5.4

### NET YARDS RUSHING

1628

Avg. Per Game 101.8

Total Rushes 454

### NET YARDS PASSING

3178

Avg. Per Game 198.6

Sacked/Yards Lost 15/119

Gross Yards 3297

Att./Completions 426/251

Completion Pct. 59.6

Had Intercepted 18

### PUNTS/AVERAGE

67/44.0

### NET PUNTING AVG.

67/37.7

### PENALTIES/YARDS

60/567

### FUMBLES/BALL LOST

27/13

### TOUCHDOWNS

35

Rushing 19

Passing 13

Returns 6

### Score by Periods

1 2 3 4 OT TOT

Saints 70 86 91 83 0 330

Opponents 26 64 31 81 0 202

## SCORING

Andersen 0 0 0 0 33/34

Hilliard 7 3 4 0 0

Early 5 0 5 0 0

E. Martin 5 0 5 0 0

Dunbar 3 3 0 0 0

Heyward 3 3 0 0 0

Small 3 0 3 0 0

Carroll 2 0 2 0 0

Goff 2 0 0 2 0

V. Buck 1 0 0 1 0

Cook 1 0 0 1 0

Jones 1 0 0 1 0

McAfee 1 1 0 0 0

Mills 1 0 0 1 0

Saints 35 10 19 6

Opponents 24 8 13 3

## SACKS:

W. Martin 15.5, Jackson 13.5, Swilling

10.5, Warren 4.0, Wilks 4.0, Mills 3.0,

Turnbull 1.5, Cook 1.0, Johnson 1.0, Maxie

1.0, Miller 1.0, V. Buck 0.5, Smeenge 0.5,

Saints 57.0, Opp. 15.0

## RUSHING

No Yds Avg LG TD

Dunbar 154 565 3.7 25 3

Hilliard 115 445 3.9 22 3

Heyward 104 416 4.0 23 3

McAfee 39 114 2.9 19 1

Hebert 32 95 3.0 18 0

Early 3 -1 -3 7 0

Barnhardt 4 -2 -5 12 0

M. Buck 3 -4 -1.3 -1 0

Saints 454 1628 3.6 25 10

Opponents 381 1605 4.2 41 8

## RECEIVING

No Yds Avg LG TD

E. Martin 68 1041 15.3 52t 5

Hilliard 48 465 9.7 41 4

Small 30 566 18.9 59t 5

Early 23 278 12.1 33 3

Heyward 19 159 8.4 21 0

Carroll 18 292 16.2 72t 2

Brenner 12 161 13.4 23 0

Wainright 9 143 15.9 29 0

Dunbar 9 62 6.9 13 0

Turner 5 43 8.6 18 0

Stowers 4 23 5.8 8 0

Newman 3 21 7.0 8 0

McAfee 1 16 16.0 16 0

Dowdell 1 6 6.0 6 0

Lipps 1 1 1.0 1 0

Cooper 0 20 --- 20 0

Saints 251 3297 13.1 72t 19

Opponents 287 2846 9.9 44 13

## INTERCEPTIONS

No Yds Avg LG TD

Cook 6 90 15.0 48t 1

Atkins 3 0 0.0 0 0

Jones 2 71 35.5 71t 1

V. Buck 2 51 25.5 34t 1

Taylor 2 20 10.0 20 0

Maxie 2 12 6.0 8 0

Mills 1 10 10.0 10 0

Saints 18 254 14.1 71t 3

Opponents 16 280 17.5 56t 2

## PUNTING

No Yds Avg Net TB IG LG B

Barnhardt 67 2947 44.0 37.7 10 19 62 0

Saints 67 2947 44.0 37.7 10 19 62 0

Opponents 89 3666 41.2 37.0 7 18 59 1

## PUNT RET

Ret FC Yds Avg LG TD

Newman 23 10 158 6.9 18 0

Dowdell 12 6 37 3.1 34 0

Lipps 5 1 22 4.4 16 0

Turner 3 0 10 3.3 5 0

V. Buck 2 4 4 2.0 3 0

Saints 45 21 231 5.1 34 0

Opponents 31 21 218 7.0 34 0

## KICKOFF RET

No Yds Avg LG TD

McAfee 19 393 20.7 38 0

Dunbar 10 187 18.7 27 0

Hilliard 7 130 18.6 48 0

Newman 3 62 20.7 29 0

Heyward 1 14 14.0 18 0

Jordan 1 18 18.0 18 0

Kennard 1 11 11.0 11 0

Saints 42 815 19.4 48 0

Opponents 40 923 23.1 60 0

## FIELD GOALS

1-19 20-29 30-39 40-49 50+

Andersen 0/0 10/10 8/10 8/11 3/3

Saints 0/0 10/10 8/10 8/11 3/3

Opponents 1/1 3/3 5/7 3/4 0/2

Andersen: (39G, 31G, 41N) (42N) (47G) (42G,

37N) (47N, 50G, 20G) (26G, 30G) (52G)

(39N, 31G, 45G, 50G) (46G) (29G, 42G)

(43G, 45G) (26G) (20G, 31G, 24G, 26G, 37G)

(21G) (35G, 27G, 42G) (27G, 36G)

Opponents: (18G) (39G, 30G, 37N) (41N)

(40G, 26G, 42G) ( ) (30G) ( ) ( ) (32N)

(34G) (55N, 48G, 34G) ( ) ( ) (25G, 50N, 29G)

( )

## 1992 NFC WEST STANDINGS

Saints Finish: 2nd place

W L T Pct.

San Francisco 14 2 0 .875

New Orleans 12 4 0 .750

Atlanta 6 10 0 .375

L.A. Rams 6 10 0 .375

OWNERSHIP

FOOTBALL

ADMINISTRATION

RECORDS

HISTORY



# SAINTS STATISTICS

1993

RECORD: 8-8

FINISH: 2nd-NFC WEST

OWNERSHIP

FOOTBALL

ADMINISTRATION

RECORDS

HISTORY

Date	W/L	Score	Opponent	Attendance	SCORING	TD	Ru	Pa	Rt	PAT	FG	S	TP	INTERCEPTIONS	No	Yds	Avg	LG	TD				
9/5	W	33-21	Houston	69,029	Andersen	0	0	0	0	33/33	28/35	0	117	Atkins	3	59	19.7	37	0				
9/12	W	34-31	at Atlanta	64,287	Early	6	0	6	0			0	36	Taylor	2	32	16.0	30	0				
9/19	W	14-3	Detroit	69,039	Brown	3	2	1	0			0	18	V. Buck	2	28	14.0	28	0				
9/26	W	16-13	San Francisco	69,041	Hilliard	3	2	1	0			0	18	Jones	1	12	12.0	12	0				
10/3	W	37-6	at L.A. Rams	50,709	Hughes	3	0	0	3			0	18	Turnbull	1	2	2.0	2	0				
10/17	L	14-37	at Pittsburgh	56,056	E. Martin	3	0	3	0			0	18	Cook	1	0	0.0	0	0				
10/24	L	15-26	Atlanta	69,043	Muster	3	3	0	0			0	18	Saints	10	133	13.3	37	0				
10/31	W	20-17	at Phoenix	36,778	Smith	2	0	2	0			0	12	Opponents	21	444	21.1	67t	6				
11/14	L	17-19	Green Bay	69,043	Brenner	1	0	1	0			0	6										
11/22	L	7-42	at San Francisco	66,500	Dowdell	1	0	1	0			0	6	PUNTING	No	Yds	Avg	Net	TB	I20	LG	B	
11/28	W	17-14	at Minnesota	53,030	McAfee	1	1	0	0			0	6	Barnhardt	77	3356	43.6	37.5	6	26	58	0	
12/5	L	13-17	at Cleveland	60,388	Mills	1	0	1	0			0	6	Saints	77	3356	43.6	37.5	6	26	58	0	
12/12	L	20-23	L.A. Rams	69,033	Neal	1	1	0	0			0	6	Opponents	80	3384	42.3	34.8	4	20	60	0	
12/20	L	14-24	New York Giants	69,036	Ned	1	1	0	0			0	6										
12/26	L	26-37	at Philadelphia	50,085	Newman	1	0	1	0			0	6	PUNT RET	Ret	FC	Yds	Avg	LG	TD			
1/2	W	20-13	Cincinnati	58,036	Small	1	0	1	0			0	6	Hughes	37	21	503	13.6	83t	2			
					Turner	1	0	1	0			0	6	Newman	1	0	14	14.0	14	0			
					Warren	1	0	1	0			0	6	Saints	38	21	517	13.6	83t	2			
					Stowers	0	0	0	0			1	2	Opponents	36	18	348	9.7	79t	1			

TEAM STATISTICS	N.O.	OPP.	Warren	1	0	1	0	0	6	Saints	38	21	517	13.6	83	2
TOTAL FIRST DOWNS	264	273	Stowers	0	0	0	0	1	2	Opponents	36	18	348	9.7	75	1
Rushing	94	116	Saints	33	10	18	5	33/33	28/35	1	317					
Passing	158	145	Opponents	39	7	22	10	35/39	24/30	1	343					
Penalty	12	12														
3rd Down: Made/Att.	72/203	92/227	SACKS:	Turnbull	13.0	Jackson	11.5	Johnson	5.0	W. Martin	5.0	V. Buck	3.0	Miller	2.5	
3rd Down Pct.	35.5	40.5		Goff	2.0	Mills	2.0	James	E. Williams	2.0						
4th Down: Made/Att.	7/11	9/16		Atkins	1.0	Cook	1.0	Jones	I.0	Smeenge	1.0					
4th Down Pct.	63.6	56.3		Warren	1.0	Saints	51.0	Opp.	40.0							
POSSESSION AVG.	28:32	31:28														
TOTAL NET YARDS	4707	4696														
Avg. Per Game	294.2	293.5														
Total Plays	935	1008														
Avg. Per Play	5.0	4.7														
NET YARDS RUSHING	1766	2090														
Avg. Per Game	110.4	130.6														
Total Rushes	414	513														
NET YARDS PASSING	2941	2606														
Avg. Per Game	183.8	162.9														
Sacked/Yards Lost	40/242	51/318														
Gross Yards	3183	2924														
Att./Completions	481/274	444/259														
Completion Pct.	57.0	58.3														
Had Intercepted	21	10														
PUNTS/AVERAGE	77/43.6	80/42.3														
NET PUNTING AVG.	77/37.5	80/34.8														
PENALTIES/YARDS	81/663	86/590														
FUMBLE/BALL LOST	24/13	30/20														
TOUCHDOWNS	33	39														
Rushing	10	7														
Passing	18	22														
Returns	5	10														

Score by Periods	1	2	3	4	OT	TD	TD	TD%	Int	Int%	Long	Sk/Yds	Rating
Saints	66	80	60	111	0	317							
Opponents	78	106	72	87	0	343							

Score by Periods	1	2	3	4	OT	TD	TD	TD%	Int	Int%	Long	Sk/Yds	Rating
Saints	66	80	60	111	0	317							
Opponents	78	106	72	87	0	343							

Score by Periods	1	2	3	4	OT	TD	TD	TD%	Int	Int%	Long	Sk/Yds	Rating
Saints	66	80	60	111	0	317							
Opponents	78	106	72	87	0	343							

Score by Periods	1	2	3	4	OT	TD	TD	TD%	Int	Int%	Long	Sk/Yds	Rating
Saints	66	80	60	111	0	317							
Opponents	78	106	72	87	0	343							

# SAINTS STATISTICS

1994

RECORD: 7-9

FINISH: 2nd-NFC WEST

Date	W/L	Score	Opponent	Attendance
9/4	L	17-30	Kansas City	69,362
9/11	L	24-38	Washington	58,049
9/18	W	9-7	at Tampa Bay	45,522
9/25	L	13-24	at San Francisco	43,971
10/2	W	27-22	New York Giants	55,076
10/9	L	7-17	at Chicago	63,822
10/16	L	22-36	San Diego	50,565
10/23	W	37-34	L.A. Rams	47,908
11/6	L	20-21	at Minnesota	57,564
11/13	W	33-32	Atlanta	60,313
11/20	L	19-24	at L.A. Raiders	41,722
11/28	L	14-35	San Francisco	61,304
12/4	W	31-15	at L.A. Rams	34,960
12/11	W	29-20	at Atlanta	61,307
12/19	L	16-24	Dallas	67,323
12/24	W	30-28	at Denver	64,445

TEAM STATISTICS	N.O.	OPP.
<b>TOTAL FIRST DOWNS</b>	<b>308</b>	<b>337</b>
Rushing	78	106
Passing	203	208
Penalty	27	23
3rd Down: Made/Att.	71/199	91/210
3rd Down Pct.	35.7	43.3
4th Down: Made/Att.	8/16	11/19
4th Down Pct.	50.0	57.9
<b>POSSESSION AVG.</b>	<b>29:04</b>	<b>30:56</b>
<b>TOTAL NET YARDS</b>	<b>5182</b>	<b>5569</b>
Avg. Per Game	323.9	348.1
Total Plays	966	1053
Avg. Per Play	5.4	5.3
<b>NET YARDS RUSHING</b>	<b>1336</b>	<b>1758</b>
Avg. Per Game	83.5	109.9
Total Rushes	373	458
<b>NET YARDS PASSING</b>	<b>3846</b>	<b>3811</b>
Avg. Per Game	240.4	238.2
Sacked/Yards Lost	24/181	36/196
Gross Yards	4027	4007
Att./Completions	569/366	559/353
Completion Pct.	64.3	63.1
Had Intercepted	18	17
<b>PUNTS/AVERAGE</b>	<b>67/43.6</b>	<b>60/42.6</b>
<b>NET PUNTING AVG.</b>	<b>67/33.5</b>	<b>60/37.4</b>
<b>PENALTIES/YARDS</b>	<b>88/678</b>	<b>105/922</b>
<b>FUMBLES/BALL LOST</b>	<b>22/14</b>	<b>28/14</b>
<b>TOUCHDOWNS</b>	<b>38</b>	<b>45</b>
Rushing	11	10
Passing	22	28
Returns	5	7

Score by Periods	1	2	3	4	OT	TOT
Saints	42	132	77	97	0	348
Opponents	82	120	83	122	0	407

SCORING	TD	Ru	Pa	Rt	PAT	FG	S	TP
Andersen	0	0	0	0	32/32	28/39	0	116
Bates	6	6	0	0	0	36		
Small	5	0	5	0	0	32		
Haynes	5	0	5	0	0	30		
Walls	4	0	4	0	0	26		
Brown	4	3	1	0	0	24		
Early	4	0	4	0	0	24		
Hughes	4	0	0	4	0	24		
Smith	3	0	3	0	0	18		
Muster	1	1	0	0	0	6		
Neal	1	1	0	0	0	6		
J. Williams	1	0	0	1	0	6		
<b>Saints</b>	<b>38</b>	<b>11</b>	<b>22</b>	<b>5</b>	<b>32/32</b>	<b>28/39</b>	<b>0</b>	<b>348</b>
<b>Opponents</b>	<b>45</b>	<b>10</b>	<b>28</b>	<b>7</b>	<b>41/41</b>	<b>30/37</b>	<b>0</b>	<b>407</b>

2 Pt. Conv.: Small, Walls, Saints 2-6, Opp. 3-4

**SACKS:** Conner 10.5, Wayne Martin 10.0, Turnbull 6.5, Warren 4.0, Buck 1.0, J. Johnson 1.0, Legette 1.0, Mills 1.0, Tubbs 1.0, Saints 36.0, Opp. 24.0

RUSHING	No	Yds	Avg	LG	TD
Bates	151	579	3.8	40	6
Brown	146	489	3.3	16	3
Neal	30	90	3.0	12	1
Haynes	4	43	10.8	15	0
Ned	11	36	3.3	15	0
Everett	15	35	2.3	14	0
Barnhardt	1	21	21.0	21	0
W. Wilson	7	15	2.1	9	0
Early	2	10	5.0	8	0
Dunbar	3	9	3.0	3	0
Hughes	2	6	3.0	7	0
Muster	1	3	3.0	3	1
<b>Saints</b>	<b>373</b>	<b>1336</b>	<b>3.6</b>	<b>40</b>	<b>11</b>
<b>Opponents</b>	<b>458</b>	<b>1758</b>	<b>3.8</b>	<b>25t</b>	<b>10</b>

RECEIVING	No	Yds	Avg	LG	TD
Early	82	894	10.9	33	4
Haynes	77	985	12.8	78t	5
Brown	49	719	14.7	75t	5
Small	44	428	9.7	37	1
Smith	41	330	8.0	19	3
Walls	38	406	10.7	31	4
Ned	13	86	6.6	19	0
Muster	10	88	8.8	21	0
Bates	8	62	7.8	14	0
Neal	2	9	4.5	5	0
Mitchell	1	13	13.0	13	0
W. Williams	1	7	7.0	7	0
<b>Saints</b>	<b>366</b>	<b>4027</b>	<b>11.0</b>	<b>78t</b>	<b>22</b>
<b>Opponents</b>	<b>353</b>	<b>4007</b>	<b>11.4</b>	<b>59</b>	<b>28</b>

INTERCEPTIONS	No	Yds	Avg	LG	TD
Spencer	5	24	4.8	11	0
James E. Williams	2	42	21.0	33t	1
Hughes	2	31	15.5	31	0
Lee	2	3	1.5	3	0
Conner	1	56	56.0	56	0
Clark	1	30	30.0	30	0
Mills	1	10	10.0	10	0
Lumpkin	1	1	1.0	1	0
Buck	1	0	0.0	0	0
Tubbs	1	0	0.0	0	0
<b>Saints</b>	<b>17</b>	<b>197</b>	<b>11.6</b>	<b>56</b>	<b>1</b>
<b>Opponents</b>	<b>18</b>	<b>386</b>	<b>21.4</b>	<b>74t</b>	<b>3</b>

PUNTING	No	Yds	Avg	Net	TB	LG	B
Barnhardt	67	2920	43.6	33.5	9	14	57
<b>Saints</b>	<b>67</b>	<b>2920</b>	<b>43.6</b>	<b>33.5</b>	<b>9</b>	<b>14</b>	<b>57</b>
<b>Opponents</b>	<b>60</b>	<b>2558</b>	<b>42.6</b>	<b>37.4</b>	<b>8</b>	<b>22</b>	<b>63</b>

PUNT RET	Ret	FC	Yds	Avg	LG	TD
Hughes	21	8	143	6.8	35	0
Mitchell	3	2	9	3.0	5	0
Legette	1	0	0	0.0	0	0
<b>Saints</b>	<b>25</b>	<b>10</b>	<b>152</b>	<b>6.1</b>	<b>35</b>	<b>0</b>
<b>Opponents</b>	<b>40</b>	<b>8</b>	<b>495</b>	<b>12.4</b>	<b>103t</b>	<b>2</b>


KICKOFF RET	No	Yds	Avg	LG	TD
Hughes	63	1556	24.7	98t	2
Ned	7	77	11.0	19	0
Mitchell	6	129	21.5	30	0
Smith	2	10	5.0	10	0
Bates	1	20	20.0	26	0
Brown	1	3	3.0	3	0
Dunbar	1	28	28.0	28	0
Neal	1	17	17.0	15	0
<b>Saints</b>	<b>82</b>	<b>1840</b>	<b>22.4</b>	<b>98t</b>	<b>2</b>
<b>Opponents</b>	<b>63</b>	<b>1493</b>	<b>23.7</b>	<b>86</b>	<b>0</b>

FIELD GOALS	1-19	20-29	30-39	40-49	50+
Andersen	0/0	9/9	11/14	8/10	0/6
<b>Saints</b>	<b>0/0</b>	<b>9/9</b>	<b>11/14</b>	<b>8/10</b>	<b>0/6</b>
<b>Opponents</b>	<b>0/0</b>	<b>8/10</b>	<b>12/13</b>	<b>9/11</b>	<b>1/3</b>
<b>Andersen:</b> (48G, 52N) (29G, 53N) (43G, 31G, 43G) (22G, 26G, 50N) (29G, 32G) (50B, 36N) (54N, 38N) (21G, 40G, 37G) (44G, 26G) (34G, 39G) (51N) ( ) (46G) (45G, 33G, 31G, 34G, 35G) (40N, 21G, 32G, 29G) (26G, 44B, 32B, 37G, 40G)					
<b>Opponents:</b> (24G, 26N, 22G, 27G) (31G) (54N) (43G, 55N) (41G, 32G, 48B, 35G) (46G, 36N) (49G, 31G, 29G, 29G, 28G) (47G, 32G) ( ) (23G, 33G, 30G, 31G, 48G, 30G) (46B, 51G) (40G, 48G) ( ) (42G, 21G) (30G, 20B) (32G, 30G)					

## 1994 NFC WEST STANDINGS

Saints Finish: 2nd place	W	L	T	Pct.
San Francisco	13	3	0	.813
<b>New Orleans</b>	<b>7</b>	<b>9</b>	<b>0</b>	<b>.438</b>
Atlanta	7	9	0	.438
L.A. Rams	4	12	0	.250

PASSING	Att	Cmp	Yds	Cmp%	Yds/Att	TD	TD%	Int	Int%	Long	Sk/Yds	Rating
Everett	540	346	3855	64.1	7.14	22	4.1	18	3.3	78t	21/164	84.9
W. Wilson	28	20	172	71.4	6.14	0	0.0	0	0.0	16	3/17	87.2
Barnhardt	1	0	0	0.0	0.00	0	0.0	0	0.0	0	0/0	39.6
<b>Saints</b>	<b>569</b>	<b>366</b>	<b>4027</b>	<b>64.3</b>	<b>7.08</b>	<b>22</b>	<b>3.9</b>	<b>18</b>	<b>3.2</b>	<b>78t</b>	<b>24/181</b>	<b>84.9</b>
<b>Opponents</b>	<b>559</b>	<b>353</b>	<b>4007</b>	<b>63.1</b>	<b>7.17</b>	<b>28</b>	<b>5.0</b>	<b>17</b>	<b>3.0</b>	<b>59</b>	<b>36/196</b>	<b>88.6</b>





# SAINTS STATISTICS

1996

RECORD: 3-13

FINISH: 5th-NFC WEST

Date	W/L	Score	Opponent	Attendance
9/1	L	11-27	at San Francisco	63,970
9/8	L	20-22	Carolina	43,288
9/15	L	15-30	at Cincinnati	45,412
9/22	L	14-28	Arizona	34,316
9/29	L	10-17	at Baltimore	61,063
10/6	W	17-13	Jacksonville	34,231
10/13	W	27-24	Chicago	43,512
10/20	L	7-19	at Carolina	70,888
11/03	L	17-24	San Francisco	53,297
11/10	L	14-31	Houston	34,121
11/17	L	15-17	at Atlanta	43,119
11/24	L	7-13	at Tampa Bay	40,203
12/1	L	10-26	St. Louis	26,310
12/8	L	15-31	Atlanta	32,923
12/15	W	17-3	at New York Giants	52,530
12/21	L	13-14	at St. Louis	57,681

TEAM STATISTICS	N.O.	OPP.
<b>TOTAL FIRST DOWNS</b>	<b>232</b>	<b>287</b>
Rushing	77	104
Passing	135	152
Penalty	20	31
3rd Down: Made/Att.	65/207	85/232
3rd Down: Pct.	31.4	36.6
4th Down: Made/Att.	6/19	9/16
4th Down: Pct.	31.6	56.3
<b>POSSESSION AVG.</b>	<b>27:33</b>	<b>32:27</b>
<b>TOTAL NET YARDS</b>	<b>4206</b>	<b>4910</b>
Avg. Per Game	262.9	306.9
Total Plays	923	1027
Avg. Per Play	4.6	4.8
<b>NET YARDS RUSHING</b>	<b>1308</b>	<b>2076</b>
Avg. Per Game	81.8	129.8
Total Rushes	386	521
<b>NET YARDS PASSING</b>	<b>2898</b>	<b>2834</b>
Avg. Per Game	181.1	177.1
Sacked/Yards Lost	22/171	41/283
Gross Yards	3069	3117
Att./Completions	515/295	465/267
Completion Pct.	57.3	57.4
Had Intercepted	17	12
<b>PUNTS/AVERAGE</b>	<b>87/40.8</b>	<b>74/43.0</b>
<b>NET PUNTING AVG.</b>	<b>87/32.5</b>	<b>74/40.1</b>
<b>PENALTIES/YARDS</b>	<b>114/853</b>	<b>102/823</b>
<b>FUMBLES/BALL LOST</b>	<b>30/20</b>	<b>25/10</b>
<b>TOUCHDOWNS</b>	<b>24</b>	<b>34</b>
Rushing	10	11
Passing	13	22
Returns	1	1

Score by Periods	1	2	3	4	OT	TOT
Saints	42	58	38	91	0	229
Opponents	80	105	78	76	0	339

SCORING	TD	Ru	Pa	Rt	PAT	FG	S	TP
Brien	0	0	0	0	18/18	21/25	0	81
Haynes	4	4	0	0	0	26		
Bates	4	4	0	0	0	24		
Zellers	4	4	0	0	0	24		
Jeffries	3	0	0	0	0	18		
Small	3	1	2	0	0	18		
Neal	2	1	1	0	0	12		
DeRamus	1	0	1	0	0	6		
Guess	1	0	1	0	0	6		
T. Johnson	1	0	1	0	0	6		
B. Jones	1	0	0	1	0	6		
Wilmsmeyer	0	0	0	0	0	2		
<b>Saints</b>	<b>24</b>	<b>10</b>	<b>13</b>	<b>1</b>	<b>18/18</b>	<b>21/25</b>	<b>0</b>	<b>229</b>
<b>Opponents</b>	<b>34</b>	<b>11</b>	<b>22</b>	<b>1</b>	<b>32/32</b>	<b>33/42</b>	<b>0</b>	<b>239</b>
<b>2 Pt. Conv:</b>	Haynes, Wilmsmeyer, Saints 2-6, Opp. 2-2							

**SACKS:** Martin 11.0, J. Johnson 7.5, Turnbull 6.5, Mickell 3.0, Broughton 2.0, Fields 2.0, Harvey 2.0, Molden 2.0, B. Smith 2.0, Robbins 1.0, Stokes 1.0, Tubbs 1.0, **Saints 41.0, Opp. 22.0**

RUSHING	No	Yds	Avg	LG	TD
Bates	164	584	3.6	33	4
Zellers	120	475	4.0	63	4
Neal	21	58	2.8	11	1
Whittle	20	52	2.6	15	0
Small	4	51	12.8	22	1
Ea. Hunter	14	44	3.1	9	0
Brown	13	30	2.3	12	0
Haynes	2	7	3.5	5	0
Nussmeier	3	6	2.0	6	0
Everett	22	3	0.1	3	0
DeRamus	1	2	2.0	2	0
Guess	2	-4	-2.0	-1	0
<b>Saints</b>	<b>386</b>	<b>1308</b>	<b>3.4</b>	<b>63</b>	<b>10</b>
<b>Opponents</b>	<b>521</b>	<b>2076</b>	<b>4.0</b>	<b>70</b>	<b>11</b>

RECEIVING	No	Yds	Avg	LG	TD
Small	50	558	11.2	41	2
Haynes	44	786	17.9	51	4
Neal	31	194	6.3	23	1
Lusk	27	210	7.8	24	0
Whittle	26	162	6.2	28	0
Jeffries	20	215	10.8	27	3
Ea. Hunter	17	138	8.1	22	0
DeRamus	15	182	12.1	28	1
I. Smith	15	144	9.6	37	0
Bates	13	44	3.4	15	0
Zellers	9	45	5.0	12	0
Brown	8	54	6.8	18	0
Green	7	91	13.0	23	0
T. Johnson	7	76	10.9	17	1
Haynes	4	101	25.3	50	0
Guess	2	69	34.5	57	1
<b>Saints</b>	<b>295</b>	<b>3069</b>	<b>10.4</b>	<b>57</b>	<b>13</b>
<b>Opponents</b>	<b>267</b>	<b>3117</b>	<b>11.7</b>	<b>70</b>	<b>22</b>

INTERCEPTIONS	No	Yds	Avg	LG	TD
Newman	3	40	13.3	21	0
Jackson	3	24	8.0	10	0
McMillian	2	4	2.0	4	0
Molden	2	2	1.0	2	0
Allen	1	33	33.0	33	0
Tubbs	1	11	11.0	11	0
<b>Saints</b>	<b>12</b>	<b>114</b>	<b>9.5</b>	<b>33</b>	<b>0</b>
<b>Opponents</b>	<b>17</b>	<b>93</b>	<b>5.5</b>	<b>35</b>	<b>0</b>

PUNTING	No	Yds	Avg	Net	TB	LG	B
Wilmsmeyer	87	3551	40.8	32.5	9	16	63
<b>Saints</b>	<b>87</b>	<b>3551</b>	<b>40.8</b>	<b>32.5</b>	<b>9</b>	<b>16</b>	<b>63</b>
<b>Opponents</b>	<b>74</b>	<b>3184</b>	<b>43.0</b>	<b>40.1</b>	<b>3</b>	<b>25</b>	<b>67</b>

KICKOFF RET	No	Yds	Avg	LG	TD
Hughes	70	1791	25.6	58	0
Ea. Hunter	1	20	20.0	20	0
Haynes	2	30	15.0	17	0
B. Smith	2	14	7.0	8	0
Brown	1	10	10.0	10	0
Lusk	1	16	16.0	16	0
McCluskey	1	18	18.0	18	0
<b>Saints</b>	<b>78</b>	<b>1899</b>	<b>24.3</b>	<b>58</b>	<b>0</b>
<b>Opponents</b>	<b>52</b>	<b>1155</b>	<b>22.2</b>	<b>71</b>	<b>0</b>

FIELD GOALS	1-19	20-29	30-39	40-49	50+
Brien	0/0	4/4	9/10	5/7	3/4
<b>Saints</b>	<b>0/0</b>	<b>4/4</b>	<b>9/10</b>	<b>5/7</b>	<b>3/4</b>
<b>Opponents</b>	<b>1/1</b>	<b>14/14</b>	<b>13/15</b>	<b>3/6</b>	<b>2/6</b>

**Brien:** (35G) (48G, 43G) (51G, 37G, 25G) ( ) (23G, 38N) (27G) (34G, 54G) ( ) (37G) (29G, 49G) (42G, 37G, 30G) ( ) (30G, 48N) (34G, 41B) (53N, 51G) (43G, 35G)

**Opponents:** (29G, 29G) (51G, 22G, 29G, 51G, 123G) (33G, 21G, 35G, 37N) (25G, 27G) (38G, 48N, 49N) (48N, 36G, 19G) (28G, 32N) (23G, 52N, 40G, 26G, 39G) (34G, 35G, 27G) (25G) (55N, 38G, 52N, 52N) (43G, 38G) (35G, 32G, 49G, 27G) (33G) (30G) ( )

1996 NFC WEST STANDINGS				
Saints Finish: 5th place				
	W	L	T	Pct.
Carolina	12	4	0	.750
San Francisco	12	4	0	.750
St. Louis	6	10	0	.375
Atlanta	3	13	0	.188
<b>New Orleans</b>	<b>3</b>	<b>13</b>	<b>0</b>	<b>.188</b>

PASSING	Att	Cmp	Yds	Cmp%	Yds/Att	TD	TD%	Int	Int%	Long	Sk/Yds	Rating
Everett	464	267	2797	57.5	6.03	12	2.6	16	3.4	51	19/154	69.4
Nussmeier	50	28	272	56.0	5.44	1	2.0	1	2.0	57	3/17	69.8
Ea. Hunter	1	0	0	0.0	0.00	0	0.0	0	0.0	0	0/0	39.6
<b>Saints</b>	<b>515</b>	<b>295</b>	<b>3069</b>	<b>57.3</b>	<b>5.96</b>	<b>13</b>	<b>2.5</b>	<b>17</b>	<b>3.3</b>	<b>57</b>	<b>22/171</b>	<b>69.3</b>
<b>Opponents</b>	<b>465</b>	<b>267</b>	<b>3117</b>	<b>57.4</b>	<b>6.70</b>	<b>22</b>	<b>4.7</b>	<b>12</b>	<b>2.6</b>	<b>70</b>	<b>41/283</b>	<b>82.9</b>

OWNERSHIP

FOOTBALL

ADMINISTRATION

RECORDS

HISTORY

# SAINTS STATISTICS

1997

RECORD: 6-10

FINISH: 4th-NFC WEST

Date	W/L	Score	Opponent	Attendance
8/31	L	24-38	at St. Louis	64,575
9/7	L	6-20	San Diego	65,760
9/14	L	7-33	at San Francisco	61,838
9/21	W	35-17	Detroit	50,016
9/28	L	9-14	at New York Giants	68,891
10/5	W	20-17	at Chicago	58,865
10/12	L	17-23	Atlanta	65,619
10/19	L	0-13	Carolina	50,963
10/26	L	0-23	San Francisco	60,443
11/9	W	13-10	at Oakland	40,091
11/16	Wot	20-17	Seattle	50,493
11/23	L	3-20	at Atlanta	48,620
11/30	W	16-13	at Carolina	57,957
12/7	L	27-34	St. Louis	54,803
12/14	W	27-10	Arizona	45,517
12/21	L	13-25	at Kansas City	66,772

TEAM STATISTICS	N.O.	OPP.
<b>TOTAL FIRST DOWNS</b>	<b>229</b>	<b>280</b>
Rushing	78	95
Passing	127	168
Penalty	24	17
3rd Down: Made/Att.	54/207	102/252
3rd Down: Pct.	26.1	40.5
4th Down: Made/Att.	14/22	7/12
4th Down: Pct.	63.6	58.3
<b>POSSESSION AVG.</b>	<b>27:47</b>	<b>32:13</b>
<b>TOTAL NET YARDS</b>	<b>4045</b>	<b>4645</b>
Avg. Per Game	252.8	290.3
Total Plays	925	1073
Avg. Per Play	4.4	4.3
<b>NET YARDS RUSHING</b>	<b>1461</b>	<b>1164</b>
Avg. Per Game	91.3	72.7
Total Rushes	417	496
<b>NET YARDS PASSING</b>	<b>2584</b>	<b>2881</b>
Avg. Per Game	161.5	180.1
Sacked/Yards Lost	50/317	59/408
Gross Yards	2901	3289
Att./Completions	458/228	518/293
Completion Pct.	49.8	56.6
Had Intercepted	33	16
<b>PUNTS/AVERAGE</b>	<b>88/45.9</b>	<b>92/39.9</b>
<b>NET PUNTING AVG.</b>	<b>88/34.9</b>	<b>92/33.0</b>
<b>PENALTIES/YARDS</b>	<b>101/811</b>	<b>110/895</b>
<b>FUMBLES/BALL LOST</b>	<b>34/22</b>	<b>31/15</b>
<b>TOUCHDOWNS</b>	<b>24</b>	<b>35</b>
Rushing	9	11
Passing	13	21
Returns	2	3

Score by Periods	1	2	3	4	OT	TOT
Saints	22	76	38	98	3	237
Opponents	70	107	51	99	0	327

SCORING	TD	Ru	Pa	Rt	PAT	FG	S	TP
Brien	0	0	0	0	22/22	23/27	0	91
Hastings	5	0	5	0	0	32		
Bates	4	4	0	0	0	24		
Zellers	4	4	0	0	0	24		
Guilford	2	0	1	1	0	12		
Hill	2	0	2	0	0	12		
Poole	2	0	2	0	0	12		
Farquhar	1	0	1	0	0	6		
Fields	1	0	0	1	0	6		
Hobbs	1	0	1	0	0	6		
Shuler	1	1	0	0	0	6		
I. Smith	1	0	1	0	0	6		
<b>Saints</b>	<b>24</b>	<b>9</b>	<b>13</b>	<b>2</b>	<b>22/22</b>	<b>23/27</b>	<b>0</b>	<b>237</b>
<b>Opponents</b>	<b>35</b>	<b>11</b>	<b>21</b>	<b>3</b>	<b>33/33</b>	<b>28/36</b>	<b>0</b>	<b>327</b>
2 Pt. Conv: Hastings, Saints 1-2, Opp. 0-2								

**SACKS:** Martin 10.5, J. Johnson 8.5, Fields 8.0, Glover 6.5, B. Smith 5.0, Mitchell 4.0, Molden 4.0, Mickell 3.5, Harvey 3.0, Tubbs 2.5, Sagapolutele 2.0, Tomich 1.0, Dixon 0.5, **Saints 59.0, Opp. 50.0**

RUSHING	No	Yds	Avg	LG	TD
Zellers	156	552	3.5	27	4
Bates	119	440	3.7	74	4
T. Davis	75	271	3.6	20	0
Hobert	12	36	3.0	15	0
Shuler	22	38	1.7	8	1
Hastings	4	35	8.8	27	0
Nussmeier	8	30	3.8	15	0
Wuerffel	6	26	4.3	10	0
McCrary	8	15	1.9	8	0
Hill	1	11	11.0	11	0
Bender	5	9	1.8	6	0
Guilford	1	-2	-2.0	-2	0
<b>Saints</b>	<b>417</b>	<b>1461</b>	<b>3.5</b>	<b>74</b>	<b>9</b>
<b>Opponents</b>	<b>496</b>	<b>1764</b>	<b>3.6</b>	<b>50</b>	<b>11</b>

RECEIVING	No	Yds	Avg	LG	TD
Hill	55	761	13.8	89	2
Hastings	48	722	15.0	39	5
Zellers	31	263	8.5	38	0
Guilford	27	362	13.4	47	1
Farquhar	17	253	14.9	42	1
I. Smith	17	180	10.6	25	1
T. Davis	13	85	6.5	18	0
Bates	5	42	8.4	15	0
Poole	4	98	24.5	49	2
McCrary	4	17	4.3	11	0
Bech	3	50	16.7	22	0
Hobbs	2	41	20.5	21	1
Savoie	1	14	14.0	14	0
T. Johnson	1	13	13.0	13	0
<b>Saints</b>	<b>228</b>	<b>2901</b>	<b>12.7</b>	<b>89</b>	<b>13</b>
<b>Opponents</b>	<b>293</b>	<b>3289</b>	<b>11.2</b>	<b>52</b>	<b>21</b>

INTERCEPTIONS	No	Yds	Avg	LG	TD
Knight	5	75	15.0	39	0
Newman	3	19	6.3	17	0
Washington	2	30	15.0	30	0
Allen	2	27	13.5	27	0
Tubbs	2	21	10.5	15	0
Kelly	1	15	15.0	15	0
Harvey	1	7	7.0	7	0
<b>Saints</b>	<b>16</b>	<b>194</b>	<b>12.1</b>	<b>39</b>	<b>0</b>
<b>Opponents</b>	<b>33</b>	<b>342</b>	<b>10.4</b>	<b>44</b>	<b>1</b>

PUNTING	No	Yds	Avg	Net	TB	I20	LG	B
Royals	88	4038	45.9	34.9	13	21	66	0
<b>Saints</b>	<b>88</b>	<b>4038</b>	<b>45.9</b>	<b>34.9</b>	<b>13</b>	<b>21</b>	<b>66</b>	<b>0</b>
<b>Opponents</b>	<b>92</b>	<b>3668</b>	<b>39.9</b>	<b>33.0</b>	<b>7</b>	<b>27</b>	<b>62</b>	<b>1</b>

PUNT RET	Ret	FC	Yds	Avg	LG	TD
Guilford	47	26	498	10.6	32	0
Hastings	1	0	-2	-2.0	-2	0
<b>Saints</b>	<b>48</b>	<b>26</b>	<b>496</b>	<b>10.3</b>	<b>32</b>	<b>0</b>
<b>Opponents</b>	<b>50</b>	<b>14</b>	<b>706</b>	<b>14.1</b>	<b>82</b>	<b>1</b>

KICKOFF RET	No	Yds	Avg	LG	TD
Guilford	43	1128	26.2	102	1
T. Davis	9	173	19.2	29	0
Bech	3	47	15.7	30	0
McCrary	2	26	13.0	15	0
Tomich	1	0	0.0	0	0
<b>Saints</b>	<b>58</b>	<b>1374</b>	<b>23.7</b>	<b>102</b>	<b>1</b>
<b>Opponents</b>	<b>51</b>	<b>1139</b>	<b>22.3</b>	<b>59</b>	<b>0</b>

FIELD GOALS	1-19	20-29	30-39	40-49	50+
Brien	1/1	2/2	10/10	6/9	4/5
<b>Saints</b>	<b>1/1</b>	<b>2/2</b>	<b>10/10</b>	<b>6/9</b>	<b>4/5</b>
<b>Opponents</b>	<b>0/0</b>	<b>8/9</b>	<b>12/14</b>	<b>6/11</b>	<b>2/2</b>

**Brien:** (31G, 53G, 46G) (37G, 31G) ( ) (50N, 48N) (36G, 32G, 39G) (38G, 48G) (35G) ( ) ( ) (48G, 44G) (19G, 38G) (22G, 42B) (50G, 51G, 45G) (49G, 53G) (20G, 33G) (41N)

1997 NFC WEST STANDINGS				
Saints Finish: 4th place				
	W	L	T	Pct.
San Francisco	13	3	0	.813
Atlanta	7	9	0	.438
Carolina	7	9	0	.438
<b>New Orleans</b>	<b>6</b>	<b>10</b>	<b>0</b>	<b>.375</b>
St. Louis	5	11	0	.313

PASSING	Att	Cmp	Yds	Cmp%	Yds/Att	TD	TD%	Int	Int%	Long	Sk/Yds	Rating
Shuler	203	106	1288	52.2	6.34	2	1.0	14	6.9	89t	21/132	46.6
Hobert	131	61	891	46.6	6.80	6	4.6	8	6.1	49	4/29	59.0
Wuerffel	91	42	518	46.2	5.69	4	4.4	8	8.8	47	18/116	42.3
Nussmeier	32	18	183	56.3	5.72	0	0.0	3	9.4	24	6/32	33.7
Bates	1	1	21	100.0	21.00	1	100.0	0	0.0	21t	0/0	158.3
Hill	0	0	0	---	---	---	---	---	---	---	1/8	---
<b>Saints</b>	<b>458</b>	<b>228</b>	<b>2901</b>	<b>49.8</b>	<b>6.33</b>	<b>13</b>	<b>2.8</b>	<b>33</b>	<b>7.2</b>	<b>89t</b>	<b>50/317</b>	<b>49.4</b>
<b>Opponents</b>	<b>518</b>	<b>293</b>	<b>3289</b>	<b>56.6</b>	<b>6.35</b>	<b>21</b>	<b>4.1</b>	<b>16</b>	<b>3.1</b>	<b>52</b>	<b>59/408</b>	<b>76.3</b>

# SAINTS STATISTICS

## 1998

### RECORD: 6-10

### FINISH: 3rd-NFC WEST

Date	W/L	Score	Opponent	Attendance
9/6	W	24-17	at St. Louis	56,943
9/13	W	19-14	Carolina	51,915
9/27	W	19-13	at Indianapolis	48,480
10/4	L	27-30	New England	56,172
10/11	L	0-31	San Francisco	62,811
10/18	L	23-31	at Atlanta	60,774
10/25	W	9-3	Tampa Bay	52,695
11/1	L	17-31	at Carolina	62,514
11/8	L	24-31	at Minnesota	63,779
11/15	W	24-3	St. Louis	46,430
11/22	L	20-31	at San Francisco	68,429
11/29	L	10-30	at Miami	73,216
12/6	W	22-3	Dallas	65,065
12/13	L	17-27	Atlanta	61,678
12/20	L	17-19	at Arizona	51,617
12/27	L	33-45	Buffalo	39,707

TEAM STATISTICS	N.O.	OPP.				
<b>TOTAL FIRST DOWNS</b>	<b>258</b>	<b>326</b>				
Rushing	67	86				
Passing	165	208				
Penalty	26	32				
3rd Down: Made/Att.	77/215	99/226				
3rd Down: Pct.	35.8	43.8				
4th Down: Made/Att.	6/17	4/9				
4th Down: Pct.	35.3	44.4				
<b>POSSESSION AVG.</b>	<b>28:03</b>	<b>31:57</b>				
<b>TOTAL NET YARDS</b>	<b>4463</b>	<b>5668</b>				
Avg. Per Game	278.9	354.3				
Total Plays	966	1053				
Avg. Per Play	4.6	5.4				
<b>NET YARDS RUSHING</b>	<b>1325</b>	<b>1700</b>				
Avg. Per Game	82.8	106.3				
Total Rushes	374	467				
<b>NET YARDS PASSING</b>	<b>3138</b>	<b>3968</b>				
Avg. Per Game	196.1	248.0				
Sacked/Yards Lost	57/376	47/288				
Gross Yards	3514	4256				
Att./Completions	535/278	539/328				
Completion Pct.	52.0	60.9				
Had Intercepted	19	21				
<b>PUNTS/AVERAGE</b>	<b>90/45.4</b>	<b>75/43.5</b>				
<b>NET PUNTING AVG.</b>	<b>90/35.8</b>	<b>75/36.7</b>				
<b>PENALTIES/YARDS</b>	<b>121/928</b>	<b>132/1164</b>				
<b>FUMBLES/BALL LOST</b>	<b>28/14</b>	<b>24/11</b>				
<b>TOUCHDOWNS</b>	<b>35</b>	<b>40</b>				
Rushing	6	13				
Passing	19	24				
Returns	10	3				
<b>Score by Periods</b>	<b>1</b>	<b>2</b>	<b>3</b>	<b>4</b>	<b>OT</b>	<b>TOT</b>
Saints	50	125	41	83	6	305
Opponents	74	126	74	85	0	359

SCORING	TD	Ru	Pa	Rt	PAT	FG	S	TP
Brien	0	0	0	0	31/31	20/22	0	91
Cleeland	6	0	6	0	0	36	0	36
Craver	5	2	2	1	0	30	0	30
Bech	3	0	3	0	0	18	0	18
Hastings	3	0	3	0	0	18	0	18
L. Smith	3	1	2	0	0	18	0	18
Knight	2	0	0	2	0	12	0	12
Poole	2	0	2	0	0	12	0	12
Collins	1	1	0	0	0	6	0	6
T. Davis	1	1	0	0	0	6	0	6
Dawkins	1	0	1	0	0	6	0	6
Drakeford	1	0	0	1	0	6	0	6
Fields	1	0	0	1	0	6	0	6
J. Johnson	1	0	0	1	0	6	0	6
Kelly	1	0	0	1	0	6	0	6
Mitchell	1	0	0	1	0	6	0	6
Robbins	1	0	0	1	0	6	0	6
Weary	1	0	0	1	0	6	0	6
Zellers	1	1	0	0	0	6	0	6
Martin	0	0	0	0	0	1	2	2
<b>Saints</b>	<b>35</b>	<b>6</b>	<b>19</b>	<b>10</b>	<b>31/31</b>	<b>20/22</b>	<b>2</b>	<b>305</b>
<b>Opponents</b>	<b>40</b>	<b>13</b>	<b>24</b>	<b>3</b>	<b>39/39</b>	<b>26/33</b>	<b>0</b>	<b>359</b>

2 Pt. Conv.: Saints 0-3, Opp. 1-1
<b>SACKS:</b> Glover 10.0, J. Johnson 7.0, Fields 6.0, Tomich 6.0, Martin 3.0, Kei. Mitchell 2.5, Kev. Mitchell 2.5, Cherry 2.0, Cota 2.0, Hewitt 2.0, Aleaga 1.0, Bordano 1.0, Robbins 1.0, Wilson 1.0, <b>Saints 47.0, Opp. 57.0</b>

RUSHING	No	Yds	Avg	LG	TD
L. Smith	138	457	3.3	33	1
Craver	45	180	4.0	25	2
Zellers	56	162	2.9	15	1
Collins	23	113	4.9	20	1
T. Davis	55	143	2.6	14	1
Perry	30	122	4.1	19	0
Wuerffel	11	60	5.5	18	0
Tolliver	11	43	3.9	16	0
Hastings	3	32	10.7	16	0
Hobert	2	13	6.5	14	0
<b>Saints</b>	<b>374</b>	<b>1325</b>	<b>3.5</b>	<b>33</b>	<b>6</b>
<b>Opponents</b>	<b>467</b>	<b>1700</b>	<b>3.6</b>	<b>61</b>	<b>13</b>

RECEIVING	No	Yds	Avg	LG	TD
Cleeland	54	684	12.7	53	6
Dawkins	53	823	15.5	64	1
Hastings	35	455	13.0	89	3
Craver	33	214	6.5	49	2
Poole	24	509	21.2	82	2
L. Smith	24	249	10.4	35	2
T. Davis	16	99	6.2	19	0
Bech	14	264	18.9	72	3
Guliford	10	124	12.4	24	0
Zellers	10	50	5.0	14	0
Farquhar	1	13	13.0	13	0
Slutzker	1	10	10.0	10	0
Wilcox	1	10	10.0	10	0
T. Johnson	1	8	8.0	8	0
Perry	1	2	2.0	2	0
<b>Saints</b>	<b>278</b>	<b>3514</b>	<b>12.6</b>	<b>89</b>	<b>19</b>
<b>Opponents</b>	<b>328</b>	<b>4256</b>	<b>13.0</b>	<b>81</b>	<b>24</b>

INTERCEPTIONS	No	Yds	Avg	LG	TD
Knight	6	171	28.5	91	2
Drakeford	4	76	19.0	32	1
Cota	4	16	4.0	9	0
Kelly	2	104	52.0	79	1
Weary	2	64	32.0	63	1
Molden	2	35	17.5	24	0
Glover	1	0	0.0	0	0
<b>Saints</b>	<b>21</b>	<b>466</b>	<b>22.2</b>	<b>91</b>	<b>5</b>
<b>Opponents</b>	<b>19</b>	<b>186</b>	<b>9.8</b>	<b>56</b>	<b>3</b>

PUNTING	No	Yds	Avg	Net	TB	IG	LG	B
Royals	88	4017	45.6	36.0	10	26	64	0
Brien	2	72	36.0	26.0	1	0	37	0
<b>Saints</b>	<b>90</b>	<b>4089</b>	<b>45.4</b>	<b>35.8</b>	<b>11</b>	<b>26</b>	<b>64</b>	<b>0</b>
<b>Opponents</b>	<b>75</b>	<b>3263</b>	<b>43.5</b>	<b>36.7</b>	<b>1</b>	<b>5</b>	<b>64</b>	<b>0</b>

PUNT RET	Ret	FC	Yds	Avg	LG	TD
Hastings	22	17	307	14.0	76	0
Guliford	10	7	101	10.1	40	0
<b>Saints</b>	<b>32</b>	<b>24</b>	<b>408</b>	<b>12.8</b>	<b>76</b>	<b>0</b>
<b>Opponents</b>	<b>53</b>	<b>5</b>	<b>649</b>	<b>12.2</b>	<b>55</b>	<b>0</b>

KICKOFF RET	No	Yds	Avg	LG	TD
Ismail	28	590	21.1	39	0
Guliford	18	431	23.9	34	0
Craver	7	212	30.3	100	1
Little	4	64	16.0	20	0
T. Davis	2	21	10.5	19	0
Bech	1	20	20.0	16	0
Hastings	1	16	16.0	16	0
Tomich	1	0	0.0	0	0
<b>Saints</b>	<b>62</b>	<b>1354</b>	<b>21.8</b>	<b>100</b>	<b>1</b>
<b>Opponents</b>	<b>52</b>	<b>1128</b>	<b>21.7</b>	<b>51</b>	<b>0</b>

FIELD GOALS	1-19	20-29	30-39	40-49	50+
Brien	0/0	7/7	3/3	6/6	4/6
<b>Saints</b>	<b>0/0</b>	<b>7/7</b>	<b>3/3</b>	<b>6/6</b>	<b>4/6</b>
<b>Opponents</b>	<b>1/1</b>	<b>5/5</b>	<b>11/12</b>	<b>6/6</b>	<b>3/5</b>

<b>Brien:</b> (36G) (46G, 56G) (22G, 20G) (21G, 37G) ( ) ( ) (46G, 50G, 41G) (49G) (20G) (26G) (47G, 53N, 22G) (43G) (53G, 53G) (36G) (28G, 54B)( )
<b>Opponents:</b> (34G) (45N) (52G, 19G) (34G, 49G, 27G) (42G, 45N, 37G, 43G) (22G, 45N) (52G, 32N, 48N) (54G) (28G) (33G, 53N) (45G) (27G, 32G, 34G) (33G) (49G, 33G) (51N, 21G, 38G, 46G, 36G) (35G)

#### 1998 NFC WEST STANDINGS

Saints Finish: 3rd place	W	L	T	Pct.
Atlanta	14	2	0	.875
San Francisco	12	4	0	.750
<b>New Orleans</b>	<b>6</b>	<b>10</b>	<b>0</b>	<b>.375</b>
Carolina	4	12	0	.250
St. Louis	4	12	0	.250

OWNERSHIP

FOOTBALL

ADMINISTRATION

RECORDS

HISTORY



# SAINTS STATISTICS

1999

RECORD: 3-13

FINISH: 5th-NFC WEST

Date	W/L	Score	Opponent	Attendance
9/12	W	19-10	Carolina	58,166
9/19	L	21-28	at San Francisco	67,685
10/3	L	10-14	at Chicago	66,944
10/10	L	17-20	Atlanta	57,289
10/17	L	21-24	Tennessee	51,875
10/24	L	3-31	at New York Giants	77,982
10/31	L	16-21	Cleveland	48,817
11/7	L	16-31	Tampa Bay	47,129
11/14	W	24-6	San Francisco	52,198
11/21	L	23-41	at Jacksonville	69,772
11/28	L	12-43	at St. Louis	65,864
12/5	L	12-35	at Atlanta	62,568
12/12	L	14-30	St. Louis	46,838
12/19	L	8-31	at Baltimore	67,597
12/24	W	31-24	Dallas	47,835
1/2	L	13-45	at Carolina	56,929

TEAM STATISTICS	N.O.	OPP.
<b>TOTAL FIRST DOWNS</b>	<b>288</b>	<b>297</b>
Rushing	97	105
Passing	159	170
Penalty	32	22
3rd Down: Made/Att.	74/220	79/204
3rd Down: Pct.	33.6	38.7
4th Down: Made/Att.	8/22	8/11
4th Down: Pct.	36.4	72.7
<b>POSSESSION AVG.</b>	<b>30:54</b>	<b>29:06</b>
<b>TOTAL NET YARDS</b>	<b>4983</b>	<b>5318</b>
Avg. Per Game	311.4	332.4
Total Plays	1055	966
Avg. Per Play	4.7	5.5
<b>NET YARDS RUSHING</b>	<b>1690</b>	<b>1179</b>
Avg. Per Game	105.6	107.0
Total Rushes	461	432
<b>NET YARDS PASSING</b>	<b>3293</b>	<b>3544</b>
Avg. Per Game	205.8	221.5
Sacked/Yards Lost	41/305	45/277
Gross Yards	3598	3821
Att./Completions	553/288	489/291
Completion Pct.	52.1	59.5
Had Intercepted	30	19
<b>PUNTS/AVERAGE</b>	<b>83/39.5</b>	<b>77/41.3</b>
<b>NET PUNTING AVG.</b>	<b>83/34.9</b>	<b>77/36.2</b>
<b>PENALTIES/YARDS</b>	<b>110/877</b>	<b>124/1006</b>
<b>FUMBLES/BALL LOST</b>	<b>26/9</b>	<b>22/15</b>
<b>TOUCHDOWNS</b>	<b>27</b>	<b>55</b>
Rushing	9	15
Passing	16	34
Returns	2	6

Score by Period	1	2	3	4	OT	TOT
Saints	59	91	39	71	0	260
Opponents	79	124	104	127	0	434

SCORING	TD	Ru	Pa	Rt	PAT	FG	S	TP
Brien	0	0	0	0	20/21	24/29	0	92
Poole	6	0	6	0	0	36		
Kennison	4	0	4	0	0	26		
Tolliver	3	3	0	0	0	18		
Delhomme	2	2	0	0	0	12		
R. Williams	2	2	0	0	0	12		
Bech	1	0	1	0	0	8		
Cleeland	1	0	1	0	0	8		
Dawsey	1	0	1	0	0	6		
Drakeford	1	0	1	0	0	6		
Hastings	1	0	1	0	0	6		
Hobert	1	1	0	0	0	6		
Slutzker	1	0	1	0	0	6		
L. Smith	1	0	1	0	0	6		
Weary	1	0	0	1	0	6		
Wuerffel	1	1	0	0	0	6		

<b>Saints</b>	<b>27</b>	<b>9</b>	<b>16</b>	<b>2</b>	<b>20/21</b>	<b>24/29</b>	<b>0</b>	<b>260</b>
<b>Opponents</b>	<b>55</b>	<b>15</b>	<b>34</b>	<b>6</b>	<b>54/54</b>	<b>16/23</b>	<b>0</b>	<b>434</b>
<b>2-Pt. Conv:</b>	Bech, Cleeland, Kennison, Saints							
<b>3-6, Opp. 1-1</b>								

**SACKS:** Glover 8.5, Whitehead 7.0, B. Smith 6.0, Wilson 5.5, Martin 4.5, Fields 4.0, Kei. Mitchell 3.5, Tomich 3.0, Robbins 2.0, Hewitt 1.0, **Saints 45.0, Opp. 41.0**

RUSHING	No	Yds	Avg	LG	TD
Ri. Williams	253	884	3.5	25	2
L. Smith	60	205	3.4	24	0
Perry	48	180	3.8	22	0
Tolliver	26	142	5.5	33	3
Delhomme	11	72	6.5	27	2
Hobert	17	40	2.4	8	1
Craver	20	32	1.6	7	0
Davis	2	29	14.5	29	1
Wuerffel	3	20	6.7	15	0
Kennison	4	16	4.0	18	0
Philway	1	14	14.0	14	0
Poole	1	4	4.0	4	0
Barnhardt	1	4	4.0	4	0
Hastings	1	1	1.0	1	0
Powell	1	0	0.0	0	0
P.J. Franklin	1	0	0.0	0	0
<b>Saints</b>	<b>461</b>	<b>1690</b>	<b>3.7</b>	<b>33</b>	<b>9</b>
<b>Opponents</b>	<b>432</b>	<b>1774</b>	<b>4.1</b>	<b>40</b>	<b>15</b>

RECEIVING	No	Yds	Avg	LG	TD
Kennison	61	835	13.7	90t	4
Poole	42	796	19.0	67t	6
Hastings	40	564	14.1	42	1
Ri. Williams	28	172	6.1	29	0
Cleeland	26	325	12.5	31	0
L. Smith	20	151	7.6	26	1
Craver	19	154	8.1	29	0
Dawsey	16	196	12.3	57	1
Slutzker	11	164	14.9	42	1
Davis	7	53	7.6	20	0
Wilcox	6	61	10.2	19	0
Bech	4	65	16.3	23t	1
Perry	4	26	6.5	11	0
Philway	2	23	11.5	14	0
P.J. Franklin	2	13	6.5	8	0
<b>Saints</b>	<b>288</b>	<b>3598</b>	<b>12.5</b>	<b>90t</b>	<b>16</b>
<b>Opponents</b>	<b>291</b>	<b>3821</b>	<b>13.1</b>	<b>62t</b>	<b>34</b>

INTERCEPTIONS	No	Yds	Avg	LG	TD
Ambrose	6	27	4.5	16	0
Clay	3	32	10.7	24	0
Keith Mitchell	3	22	7.3	18	0
Weary	2	49	24.5	27	0
Fields	2	0	0.0	0	0
Kelly	1	6	6.0	6	0
Molden	1	2	2.0	2	0
Knight	1	0	0.0	0	0
<b>Saints</b>	<b>19</b>	<b>138</b>	<b>7.3</b>	<b>27</b>	<b>0</b>
<b>Opponents</b>	<b>30</b>	<b>483</b>	<b>16.1</b>	<b>64t</b>	<b>4</b>

PUNTING	No	Yds	Avg	Net	TB	I20	LG	B
Barnhardt	82	3262	39.8	35.1	5	14	52	0
Brien	1	20	20.0	20.0	0	1	20	0
<b>Saints</b>	<b>83</b>	<b>3282</b>	<b>39.5</b>	<b>34.9</b>	<b>5</b>	<b>15</b>	<b>52</b>	<b>0</b>
<b>Opponents</b>	<b>77</b>	<b>3183</b>	<b>41.3</b>	<b>36.2</b>	<b>7</b>	<b>24</b>	<b>60</b>	<b>0</b>

PUNT RET	Ret	FC	Yds	Avg	LG	TD
Kennison	35	23	258	7.4	18	0
<b>Saints</b>	<b>35</b>	<b>23</b>	<b>258</b>	<b>7.4</b>	<b>18</b>	<b>0</b>
<b>Opponents</b>	<b>43</b>	<b>25</b>	<b>283</b>	<b>6.6</b>	<b>74t</b>	<b>1</b>

KICKOFF RET	No	Yds	Avg	LG	TD
Philway	53	1165	22.0	55	0
Davis	20	424	21.2	35	0
Perry	2	6	3.0	16	0
Bech	1	12	12.0	12	0
Craver	1	3	3.0	3	0
Dawsey	1	20	20.0	20	0
Gammion	1	9	9.0	9	0
<b>Saints</b>	<b>79</b>	<b>1639</b>	<b>20.7</b>	<b>55</b>	<b>0</b>
<b>Opponents</b>	<b>60</b>	<b>1473</b>	<b>24.6</b>	<b>95t</b>	<b>1</b>

FIELD GOALS	1-19	20-29	30-39	40-49	50+
Brien	0/0	9/11	6/7	7/9	2/2
<b>Saints</b>	<b>0/0</b>	<b>9/11</b>	<b>6/7</b>	<b>7/9</b>	<b>2/2</b>
<b>Opponents</b>	<b>1/1</b>	<b>2/2</b>	<b>7/8</b>	<b>4/8</b>	<b>2/4</b>

**Brien:** (46G, 21G) ( ) (30G) (28N, 42G, 49N) (24G, 42G) (25G) (47N, 49G, 22G, 46G) (29G, 39G, 37G) (28G) (52G, 39N) (51G, 42G, 45G, 35G, 24N) (24G, 34G) (29G, 26G) ( ) (32G) ( )

**Opponents:** (52G, 53N) ( ) (32N) (36G, 44G) (42N, 19G) (41G) (46N) (35G, 51N) (52G, 22G) (45G, 32G) ( ) ( ) (40G, 30G, 41N, 40N, 38G) (36G) (33G) (27G)

1999 NFC WEST STANDINGS				
Saints Finish: 5th place				
	W	L	T	Pct.
St. Louis	13	3	0	.813
Carolina	8	8	0	.500
Atlanta	5	11	0	.313
San Francisco	4	12	0	.250
<b>New Orleans</b>	<b>3</b>	<b>13</b>	<b>0</b>	<b>.188</b>

PASSING	Att	Cmp	Yds	Cmp%	Yds/Att	TD	TD%	Int	Int%	Long	Sk/Yds	Rating
Tolliver	268	139	1916	51.9	7.15	7	2.6	16	6.0	57	19/152	58.9
Hobert	159	85	970	53.5	6.10	6	3.8	6	3.8	90t	11/79	68.9
Delhomme	76	42	521	55.3	6.86	3	3.9	5	6.6	51t	6/42	62.4
Wuerffel	48	22	191	45.8	3.98	0	0.0	3	6.3	22	5/32	30.8
L. Smith	1	0	0	0.0	0.00	0	0.0	0	0.0	0	0/0	39.6
R. Williams	1	0	0	0.0	0.00	0	0.0	0	0.0	0	0/0	39.6
<b>Saints</b>	<b>553</b>	<b>288</b>	<b>3598</b>	<b>52.1</b>	<b>6.51</b>	<b>16</b>	<b>2.9</b>	<b>30</b>	<b>5.4</b>	<b>90t</b>	<b>41/305</b>	<b>59.6</b>
<b>Opponents</b>	<b>489</b>	<b>291</b>	<b>3821</b>	<b>59.5</b>	<b>7.81</b>	<b>34</b>	<b>7.0</b>	<b>19</b>	<b>3.9</b>	<b>62t</b>	<b>45/277</b>	<b>91.2</b>

## 2000

### RECORD: 10-6

### FINISH: 1st-NFC WEST

Date	W/L	Score	Opponent	Attendance	SCORING	TD	Ru	Pa	Rt	PAT	FG	S	TP	INTERCEPTIONS	No	Yds	Avg	LG	TD
9/3	L	10-14	Detroit	64,900	Brien	0	0	0	0	37/37	23/29	0	106	Knight	5	68	13.6	37	2
9/10	W	28-27	at San Diego	51,300	R. Williams	9	8	1	0	0	54	0	54	Molden	3	24	8.0	24	0
9/17	L	10-20	at Seattle	59,513	Horn	8	0	0	0	0	48	0	48	Perry	3	3	1.0	3	0
9/24	L	7-21	Philadelphia	64,900	Jackson	6	0	0	0	0	36	0	36	D. Smith	2	56	28.0	41	1
10/8	W	31-10	at Chicago	66,944	A. Glover	4	0	0	0	0	24	0	24	Weary	2	27	13.5	27	0
10/15	W	24-6	Carolina	50,015	Allen	2	2	0	0	0	14	0	14	Oldham	2	0	0.0	0	0
10/22	W	21-19	at Atlanta	56,508	Brooks	2	2	0	0	0	12	0	12	D. Howard	1	46	46.0	46	0
10/29	W	31-10	at Arizona	35,016	Knight	2	0	0	2	0	12	0	12	Mitchell	1	40	40.0	40	1
11/5	W	31-15	San Francisco	64,900	Mitchell	2	0	0	2	0	12	0	12	Mathis	1	0	0.0	0	0
11/12	W	20-10	at Carolina	72,981	Blake	1	1	0	0	0	6	0	6	Saints	20	264	13.2	46	4
11/19	L	22-31	Oakland	64,900	Hall	1	0	1	0	0	6	0	6	Opponents	15	125	8.3	35	1
11/26	W	31-24	at St. Louis	66,064	Milne	1	0	1	0	0	6	0	6	PUNTING	No	Yds	Avg	Net	TD
12/3	L	23-38	Denver	64,900	Moore	1	1	0	0	0	6	0	6	Gowin	74	3043	41.1	32.3	8
12/10	W	31-27	at San Francisco	67,892	Poole	1	0	1	0	0	6	0	6	Saints	74	3043	41.1	32.3	8
12/17	W	23-7	Atlanta	64,900	D. Smith	1	0	0	1	0	6	0	6	Opponents	74	3024	40.9	35.7	2
12/24	L	21-26	St. Louis	64,900	Saints	41	14	22	5	37/37	23/29	0	354	Opponents	74	3024	40.9	35.7	2

TEAM STATISTICS		N.O.	OPP.	2-Pt. Conv.: Allen, Saints 1-4, Opp. 2-5						PUNT RET		FC	Yds	Avg	LG	TD	
TOTAL FIRST DOWNS		312	279							Morton	30	14	278	9.3	51	0	
Rushing		117	95	SACKS: L. Glover 17.0, Johnson 12.0, D. Howard 11.0, Mitchell 6.5, Whitehead 5.5,						Canty	9	2	45	5.0	13	0	
Passing		169	199	Hand 3.0, Fields 2.0, Knight 2.0, Oldham 2.0, D. Smith 2.0, Weary 2.0, Clarke 1.0, Saints						Mathis	1	1	5	5.0	5	0	
Penalty		26	25	66.0, Opp. 39.0						Wilson	0	0	11	---	11	0	
3rd Down: Made/Att		97/227	80/204							Saints	40	17	339	8.5	51	0	
3rd Down Pct.		42.7	39.2							Opponents	37	17	494	13.4	95	2	
4th Down: Made/Att		10/17	4/14							KICKOFF RET	No	Yds	Avg	LG	TD		
4th Down Pct.		58.8	28.6	RUSHING						Morton	44	1029	23.4	68	0		
POSSESSION AVG.		31:27	28:33	R. Williams						McAfee	10	251	25.1	52	0		
TOTAL NET YARDS		5397	4743	Blake						Mathis	8	187	23.4	40	0		
Avg. Per Game		337.3	296.4	Allen						Allen	0	6	---	6	0		
Total Plays		1041	949	Brooks						Saints	62	1473	23.8	68	0		
Avg. Per Play		5.2	5.0	Moore						Opponents	71	1743	24.5	93	2		
NET YARDS RUSHING		2068	1672	Morton						FIELD GOALS 1-19 20-29 30-39 40-49 50+							
Avg. Per Game		129.3	104.5	T. Smith						Brien	1/1	6/6	4/5	12/15	0/2		
Total Rushes		505	395	McAfee						Saints	1/1	6/6	4/5	12/15	0/2		
NET YARDS PASSING		3329	3071	Horn						Opponents	1/1	3/3	6/11	6/7	2/2		
Avg. Per Game		208.1	191.9	Gowin						Brien: (48G, 52B) (20G, 20G, 31G) (23G) ( )							
Sacked/Yards Lost		39/244	66/378	Milne						(44G) (51B, 29G) ( ) (45N) (44G) (33N, 40G,							
Gross Yards		3573	3449	Saints						42G) (42G, 40G, 33G) (30G, 44N) (43N, 30G,							
Att./Completions		497/298	488/285	Opponents						19G, 42G) (40G, 41G, 28G) (20G, 46G, 47G) ( )							
Completion Pct.		60.0	58.4							Opponents: (24G, 30G) (42G, 49G) (37N, 31G,							
Had Intercepted		15	20	RECEIVING						45G) ( ) (30N, 38G) (52G, 46G) (50G, 33N,							
PUNTS/AVERAGE		74/41.1	74/40.9	Horn						44G) (42N, 34G, 30N) (34N) (38G) (49G) ( )							
NET PUNTING AVG.		74/32.3	74/35.7	R. Williams						(28G) (22G) ( ) ( ) (19G, 39G)							
PENALTIES/YARDS		124/1024	105/837	Jackson						2000 NFC WEST STANDINGS							
FUMBLES/BALL LOST		26/11	24/15	Morton						Saints Finish: 1st place							
TOUCHDOWNS		41	36	Poole						W				L	T	Pct.	
Rushing		14	14	A. Glover						New Orleans				10	6	0	.625
Passing		22	17	Reed						St. Louis				10	6	0	.625
Returns		5	5	T. Smith						Carolina				7	9	0	.438
				Wilson						San Francisco				6	10	0	.375
				Hall						Atlanta				4	12	0	.25
				Milne													
				Turley													
				Allen													
				Saints													
				Opponents													
Score by Periods		1	2	3	4	OT	TOT										
Saints		66	111	67	110	0	354										
Opponents		58	111	51	85	0	305										

PASSING	Att	Cmp	Yds	Cmp%	Yds/Att	TD	TD%	Int	Int%	Long	Sk/Yds	Rating
Blake	302	184	2025	60.9	6.71	13	4.3	9	3.0	49	24/150	82.7
Brooks	194	113	1514	58.2	7.80	9	4.6	6	3.1	53	15/94	85.7
R. Williams	1	1	34	100.0	34.00	0	0.0	0	0.0	34	0/0	118.8
Saints	497	298	3573	60.0	7.19	22	4.4	15	3.0	53	39/244	84.2
Opponents	488	285	3449	58.4	7.07	17	3.5	20	4.1	69	66/378	74.7

OWNERSHIP

FOOTBALL

ADMINISTRATION

RECORDS

HISTORY

# SAINTS STATISTICS

2001

RECORD: 7-9

FINISH: 3rd-NFC WEST

Date	W/L	Score	Opponent	Attendance
9/9	W	24-6	at Buffalo	71,447
9/30	L	13-21	at New York Giants	78,451
10/7	W	28-15	Minnesota	70,020
10/14	W	27-25	at Carolina	72,049
10/21	L	13-20	Atlanta	70,020
10/28	W	34-31	at St. Louis	66,189
11/4	L	9-16	New York Jets	70,020
11/11	L	27-28	at San Francisco	68,083
11/18	W	34-20	Indianapolis	70,020
11/25	L	17-34	at New England	60,292
12/2	W	27-23	Carolina	70,020
12/9	W	28-10	at Atlanta	68,826
12/17	L	21-34	St. Louis	70,332
12/23	L	21-48	at Tampa Bay	65,526
12/30	L	10-40	Washington	70,020
1/6	L	0-38	San Francisco	70,020

TEAM STATISTICS	N.O.	OPP.
<b>TOTAL FIRST DOWNS</b>	<b>294</b>	<b>284</b>
Rushing	87	88
Passing	184	169
Penalty	23	27
3rd Down: Made/Att	89/227	80/201
3rd Down Pct.	39.2	39.8
4th Down: Made/Att	6/18	3/12
4th Down Pct.	33.3	25.0
<b>POSSESSION AVG.</b>	<b>29:24</b>	<b>30:36</b>
<b>TOTAL NET YARDS</b>	<b>5226</b>	<b>5070</b>
Avg. Per Game	326.6	316.9
Total Plays	1031	948
Avg. Per Play	5.1	5.3
<b>NET YARDS RUSHING</b>	<b>1712</b>	<b>1715</b>
Avg. Per Game	107.0	107.2
Total Rushes	419	443
<b>NET YARDS PASSING</b>	<b>3514</b>	<b>3355</b>
Avg. Per Game	219.6	209.7
Sacked/Yards Lost	50/330	53/323
Gross Yards	3844	3678
Att./Completions	562/313	452/278
Completion Pct.	55.7	61.5
Had Intercepted	22	15
<b>PUNTS/AVERAGE</b>	<b>76/41.8</b>	<b>67/43.5</b>
<b>NET PUNTING AVG.</b>	<b>76/35.8</b>	<b>67/38.3</b>
<b>PENALTIES/YARDS</b>	<b>119/1025</b>	<b>100/877</b>
<b>FUMBLES/BALL LOST</b>	<b>35/13</b>	<b>28/15</b>
<b>TOUCHDOWNS</b>	<b>36</b>	<b>47</b>
Rushing	8	15
Passing	27	30
Returns	1	2

Score by Periods	1	2	3	4	OT	TOT
Saints	53	77	108	95	0	333
Opponents	120	120	47	122	0	409

SCORING	TD	Ru	Pa	Rt	PAT	FG	S	TP
Carney	0	0	0	0	32/32	27/31	0	113
Horn	9	0	0	0	0	54	0	54
R. Williams	7	6	1	0	0	42	0	42
W. Jackson	5	0	5	0	0	32	0	32
Cleeland	4	0	4	0	0	24	0	24
B. Williams	3	0	3	0	0	18	0	18
Connell	2	0	2	0	0	12	0	12
McAllister	2	1	1	0	0	12	0	12
T. Smith	2	0	2	0	0	12	0	12
Brooks	1	1	0	0	0	6	0	6
Oldham	1	0	1	0	0	6	0	6
<b>Saints</b>	<b>36</b>	<b>8</b>	<b>27</b>	<b>1</b>	<b>32/32</b>	<b>27/31</b>	<b>1</b>	<b>333</b>
<b>Opponents</b>	<b>47</b>	<b>15</b>	<b>30</b>	<b>2</b>	<b>42/42</b>	<b>27/31</b>	<b>0</b>	<b>409</b>

2-Pt. Conv.: W. Jackson, Saints 1-4, Opp. 2-5

**SACKS:** Clemons 13.5, Johnson 9.0, Glover 8.0, Howard 6.0, Hand 3.5, Oldham 2.5, Bellamy 2.0, K. Mitchell 2.0, Whitehead 2.0, D. Smith 1.5, Chase 1.0, S. Knight 1.0, Mathis 1.0, Saints 53.0, Opp. 50.0

RUSHING	No	Yds	Avg	LG	TD
R. Williams	313	1245	4.0	46	6
Brooks	80	358	4.5	26	1
McAllister	16	91	5.7	54t	1
T. Smith	5	8	1.6	6	0
Connell	1	6	6.0	6	0
Horn	1	4	4.0	4	0
McAfee	1	2	2.0	2	0
Blake	1	-1	-1.0	-1	0
Carney	1	-1	-1.0	-1	0
<b>Saints</b>	<b>419</b>	<b>1712</b>	<b>4.1</b>	<b>54t</b>	<b>8</b>
<b>Opponents</b>	<b>443</b>	<b>1715</b>	<b>3.9</b>	<b>55</b>	<b>15</b>

RECEIVING	No	Yds	Avg	LG	TD
Horn	83	1265	15.2	56	9
W. Jackson	81	1046	12.9	63	5
R. Williams	60	511	8.5	42	1
R. Wilson	21	277	13.2	44	0
Bo. Williams	20	202	10.1	26	3
McAllister	15	166	11.1	22t	1
Cleeland	13	138	10.6	19t	4
Connell	12	191	15.9	46t	2
McGarity	1	-2	-2.0	-2	0
T. Smith	4	30	7.5	12	2
L. Hall	2	15	7.5	9	0
Stachelski	1	5	5.0	5	0
<b>Saints</b>	<b>313</b>	<b>3844</b>	<b>12.3</b>	<b>63</b>	<b>27</b>
<b>Opponents</b>	<b>278</b>	<b>3678</b>	<b>13.2</b>	<b>86t</b>	<b>30</b>

INTERCEPTIONS	No	Yds	Avg	LG	TD
S. Knight	6	114	19.0	40	0
Bellamy	3	21	7.0	21	0
Mathis	2	34	17.0	23	0
Howard	1	37	37.0	37	0
Clemons	1	3	3.0	3	0
Oldham	1	0	0.0	0	0
Thomas	1	0	0.0	0	0
<b>Saints</b>	<b>15</b>	<b>209</b>	<b>13.9</b>	<b>40</b>	<b>0</b>
<b>Opponents</b>	<b>22</b>	<b>189</b>	<b>8.6</b>	<b>36t</b>	<b>1</b>

PUNTING	No	Yds	Avg	Net	TB	I20	LG	B
Gowin	76	3180	41.8	35.8	7	24	62	0
<b>Saints</b>	<b>76</b>	<b>3180</b>	<b>41.8</b>	<b>35.8</b>	<b>7</b>	<b>24</b>	<b>62</b>	<b>0</b>
<b>Opp.</b>	<b>67</b>	<b>2917</b>	<b>43.5</b>	<b>38.3</b>	<b>3</b>	<b>19</b>	<b>70</b>	<b>0</b>

PUNT RET	Ret	FC	Yds	Avg	LG	TD
McGarity	19	9	183	9.6	42	0
Lewis	14	0	81	5.8	32	0
McAllister	4	4	24	6.0	10	0
<b>Saints</b>	<b>37</b>	<b>13</b>	<b>288</b>	<b>7.8</b>	<b>42</b>	<b>0</b>
<b>Opponents</b>	<b>36</b>	<b>18</b>	<b>316</b>	<b>8.8</b>	<b>70t</b>	<b>1</b>

KICKOFF RET	No	Yds	Avg	LG	TD
McAllister	45	1091	24.2	63	0
Lewis	32	762	23.8	68	0
McAfee	6	144	24.0	34	0
Ackerman	2	11	5.5	11	0
Whitehead	2	19	9.5	12	0
<b>Saints</b>	<b>87</b>	<b>2027</b>	<b>23.3</b>	<b>68</b>	<b>0</b>
<b>Opponents</b>	<b>66</b>	<b>1472</b>	<b>22.3</b>	<b>86</b>	<b>0</b>

FIELD GOALS	1-19	20-29	30-39	40-49	50+
Carney	0/0	7/7	11/11	8/12	1/1
<b>Saints</b>	<b>0/0</b>	<b>7/7</b>	<b>11/11</b>	<b>8/12</b>	<b>1/1</b>
<b>Opponents</b>	<b>0/0</b>	<b>9/9</b>	<b>8/9</b>	<b>5/8</b>	<b>5/5</b>

Carney: (31G) (32G, 30G) (50G, 23G, 45G, 29G, 33G) (30G, 39G) (23G, 48B, 31G) (33G, 44G, 44G, 23G, 27G) ( ) (43G, 42G, 35G, 36G) (46G, 48G) (48N, 43B, 1G) (42G, 24G) ( ) ( ) (29G, 42N) ( )

Opponents: (37G, 22G) ( ) ( ) (46G, 52G) (31G, 38G) (40N, 54G) (39G, 47G, 35N, 23G) ( ) (52G, 41G) (46N) (47G, 23G, 51G) (22G, 40N) (43G, 27G) (20G, 24G, 32G, 27G) (53G, 22G, 34G, 37G) (39G)

2001 NFC WEST STANDINGS				
Saints Finish: 3rd place				
	W	L	T	Pct.
St. Louis	14	2	0	.875
San Francisco	12	4	0	.750
<b>New Orleans</b>	<b>7</b>	<b>9</b>	<b>0</b>	<b>.438</b>
Atlanta	7	9	0	.438
Carolina	1	15	0	.063

PASSING	Att	Cmp	Yds	Cmp%	Yds/Att	TD	TD%	Int	Int%	Long	Sk/Yds	Rating
Brooks	558	312	3832	55.9	6.87	26	4.7	22	3.9	63	50/330	76.4
McAllister	2	1	12	50.0	6.00	1	50.0	0	0.0	12t	0/0	108.3
Blake	1	0	0	0.0	0.00	0	0.0	0	0.0	0	0/0	39.6
Horn	1	0	0	0.0	0.00	0	0.0	0	0.0	0	0/0	39.6
<b>Saints</b>	<b>562</b>	<b>313</b>	<b>3844</b>	<b>55.7</b>	<b>6.84</b>	<b>27</b>	<b>4.8</b>	<b>22</b>	<b>3.9</b>	<b>63</b>	<b>50/330</b>	<b>76.7</b>
<b>Opponents</b>	<b>452</b>	<b>278</b>	<b>3678</b>	<b>61.5</b>	<b>8.14</b>	<b>30</b>	<b>6.6</b>	<b>15</b>	<b>3.3</b>	<b>86t</b>	<b>53/323</b>	<b>95.5</b>

2002 RECORD: 9-7

FINISH: 3rd-NFC SOUTH

Date	W/L	Score	Opponent	Attendance
09/08	Wot	26-20	at Tampa Bay	65,554
09/15	W	35-20	Green Bay	67,958
09/22	W	29-23	at Chicago	63,216
09/29	L	21-26	at Detroit	60,023
10/06	W	32-29	Pittsburgh	67,734
10/13	W	43-27	at Washington	80,768
10/20	W	35-21	San Francisco	67,903
10/27	L	35-37	Atlanta	67,883
11/10	W	34-24	at Carolina	72,566
11/17	L	17-24	at Atlanta	70,382
11/24	L	15-24	Cleveland	68,295
12/01	W	23-20	Tampa Bay	68,226
12/08	W	37-25	at Baltimore	69,334
12/15	L	31-32	Minnesota	67,851
12/22	L	13-20	at Cincinnati	43,544
12/29	L	6-10	Carolina	66,946

TEAM STATISTICS	N.O.	OPP.
<b>TOTAL FIRST DOWNS</b>	<b>291</b>	<b>327</b>
Rushing	91	109
Passing	169	191
Penalty	31	28
3rd Down: Made/Att.	92/224	87/223
3rd Down: Pct.	41.1	39.0
4th Down: Made/Att.	8/13	12/20
4th Down: Pct.	61.5	60.0
<b>POSSESSION AVG.</b>	<b>28:44</b>	<b>31:16</b>
<b>TOTAL NET YARDS</b>	<b>5205</b>	<b>5796</b>
Avg. Per Game	325.3	362.3
Total Plays	1001	1071
Avg. Per Play	5.2	5.4
<b>NET YARDS RUSHING</b>	<b>1764</b>	<b>1991</b>
Avg. Per Game	110.3	124.4
Total Rushes	426	439
<b>NET YARDS PASSING</b>	<b>3441</b>	<b>3805</b>
Avg. Per Game	215.1	237.8
Sacked/Yards Lost	37/244	39/253
Gross Yards	3685	4058
Att./Completions	538/291	593/343
Completion Pct.	54.1	57.8
Had Intercepted	15	20
<b>PUNTS/AVERAGE</b>	<b>69/41.4</b>	<b>73/42.7</b>
<b>NET PUNTING AVG.</b>	<b>69/36.7</b>	<b>73/33.3</b>
<b>PENALTIES/YARDS</b>	<b>119/911</b>	<b>110/953</b>
<b>FUMBLES/BALL LOST</b>	<b>29/15</b>	<b>29/18</b>
<b>TOUCHDOWNS</b>	<b>49</b>	<b>45</b>
Rushing	16	18
Passing	27	25
Returns	6	2

Score by Periods	1	2	3	4	OT	TOT
Team	95	109	107	115	6	432
Opponents	67	134	78	109	0	388

SCORING	TD	Ru	Pa	Rt	PAT	FG	S	TP
Carney	0	0	0	0	37/37	31/35	0	130
McAllister	16	13	3	0	0	96	5	36
Stallworth	8	0	8	0	0	48	3	39
Horn	7	0	7	0	0	44	2	21
Pathon	4	0	4	0	0	24	2	10
M. Lewis	3	0	0	3	0	18	1	25
Reed	3	0	3	0	0	18	1	0
Brooks	2	2	0	0	0	16	1	0
B. Williams	2	0	2	0	0	16	1	0
Allen	1	0	0	1	0	6	1	0
Craver	1	0	0	1	0	6	1	0
Fenderson	1	1	0	0	0	6	1	0
Grant	1	0	0	1	0	6	1	0
<b>Saints</b>	<b>49</b>	<b>16</b>	<b>27</b>	<b>6</b>	<b>37/37</b>	<b>31/35</b>	<b>0</b>	<b>432</b>
<b>Opponents</b>	<b>45</b>	<b>18</b>	<b>25</b>	<b>2</b>	<b>39/40</b>	<b>23/28</b>	<b>1</b>	<b>388</b>

2-PT. Conv.: Brooks 2, Horn, B. Williams, Team 4-11, Opp.: 4-5  
**SACKS:** Howard 8.0, Grant 7.0, Jackson 5.5, D. Smith 3.5, K. Smith 3.5, Whitehead 3.0, Hand 2.5, S. Knight 2.0, Bellamy 1.5, Thomas 1.0, Clemmons 0.5. **Saints 39.0, Opp. 37.0**

RUSHING	No	Yds	Avg	LG	TD
McAllister	325	1388	4.3	62	13
Brooks	62	253	4.1	21	2
Fenderson	13	65	5.0	17	1
Keaton	12	19	1.6	4	0
M. Lewis	1	15	15.0	15	0
McAfee	1	11	11.0	11	0
T. Smith	5	11	2.2	5	0
Horn	1	2	2.0	2	0
Stallworth	2	2	1.0	4	0
Delhomme	4	-2	-0.5	6	0
<b>Saints</b>	<b>426</b>	<b>1764</b>	<b>4.1</b>	<b>62</b>	<b>16</b>
<b>Opponents</b>	<b>439</b>	<b>1991</b>	<b>4.5</b>	<b>59</b>	<b>18</b>

Receiving	No	Yds	Avg	Long	TD
Horn	88	1312	14.9	63	7
McAllister	47	352	7.5	30	3
Pathon	43	523	12.2	64	4
Stallworth	42	594	14.1	57	8
Reed	21	360	17.1	54	3
B. Williams	13	143	11.0	32	2
Sloan	12	127	10.6	29	0
T. Smith	9	30	3.3	10	0
M. Lewis	8	200	25.0	59	0
Fenderson	6	38	6.3	13	0
Hall	2	6	3.0	4	0
<b>Saints</b>	<b>291</b>	<b>3685</b>	<b>12.7</b>	<b>64</b>	<b>27</b>
<b>Opponents</b>	<b>343</b>	<b>4058</b>	<b>11.8</b>	<b>77</b>	<b>25</b>

INTERCEPTIONS	No	Yds	Avg	Long	TD
Thomas	5	80	16.0	43	0
S. Knight	5	36	7.2	17	0
Bellamy	3	39	13.0	16	0
D. Smith	2	21	10.5	17	0
Irvin	2	10	5.0	10	0
D. Carter	1	25	25.0	25	0
Allen	1	0	0.0	0	1
Hawthorne	1	0	0.0	0	0
<b>Saints</b>	<b>20</b>	<b>211</b>	<b>10.6</b>	<b>43</b>	<b>1</b>
<b>Opponents</b>	<b>15</b>	<b>220</b>	<b>14.7</b>	<b>78</b>	<b>1</b>

PUNTING	No	Yds	Avg	Net	TB	LG	B
Gowin	61	2553	41.9	36.9	6	15	59
D. Johnson	8	307	38.4	34.8	0	1	55
<b>Saints</b>	<b>69</b>	<b>2860</b>	<b>41.4</b>	<b>36.7</b>	<b>6</b>	<b>16</b>	<b>59</b>
<b>Opponents</b>	<b>73</b>	<b>3118</b>	<b>42.7</b>	<b>33.3</b>	<b>3</b>	<b>20</b>	<b>71</b>

PUNT RET	Ret	FC	Yds	Avg	LG	TD
M. Lewis	44	6	625	14.2	83	1
Craver	1	0	0	0.0	0	0
<b>Saints</b>	<b>45</b>	<b>6</b>	<b>625</b>	<b>13.9</b>	<b>83</b>	<b>1</b>
<b>Opponents</b>	<b>38</b>	<b>14</b>	<b>209</b>	<b>5.5</b>	<b>29</b>	<b>2</b>

KICKOFF RET	No	Yds	Avg	LG	TD
M. Lewis	70	1807	25.8	97	2
Fenderson	2	43	21.5	22	0
Grant	2	10	5.0	10	0
McAfee	2	69	34.5	51	0
Bellamy	1	5	5.0	5	0
Cox	1	14	14.0	14	0
Whitehead	1	8	8.0	8	0
<b>Saints</b>	<b>79</b>	<b>1956</b>	<b>24.8</b>	<b>97</b>	<b>2</b>
<b>Opponents</b>	<b>85</b>	<b>1817</b>	<b>21.4</b>	<b>70</b>	<b>0</b>

FIELD GOALS	1-19	20-29	30-39	40-49	50+
Carney	0/0	9/9	11/13	11/12	0/1
<b>Saints</b>	<b>0/0</b>	<b>9/9</b>	<b>11/13</b>	<b>11/12</b>	<b>0/1</b>
<b>Opponents</b>	<b>1/1</b>	<b>8/8</b>	<b>6/7</b>	<b>5/7</b>	<b>3/5</b>

**Carney:** (28G,41G) (39N) ( ) ( )  
 (40G,48G,31G,48) (21G,23G,36G)  
 (46G,55N,31G,22G) (40G,40G) (39G,23G)  
 (35G) (33G,27G,48G) (48N,48G)  
 (34G,28G,28G) (40G,34G,27G)  
 (38G,33N,43G) (30G,38G)  
**Opponents:** (52G,47B,53N,40G) (27G,36G)  
 (31G,25G,58N,25G) (23G,34G,23G,38G) ( )  
 ( ) (24G,41G) (31G,32G,47G) (19G)  
 (39N,42G) (28G) (42N,51G) (26G) (41G) ( )  
 (50G)

## 2002 NFC SOUTH STANDINGS

Saints Finish: 3rd place	W	L	T	Pct.
Tampa Bay	12	4	0	.750
Atlanta	9	6	1	.594
<b>New Orleans</b>	<b>9</b>	<b>7</b>	<b>0</b>	<b>.562</b>
Carolina	7	9	0	.438

PASSING	Att	Cmp	Yds	Cmp%	Yds/Att	TD	TD%	Int	Int%	Long	Sk/Yds	Rating
Brooks	528	283	3572	53.6	6.77	27	5.1	15	2.8	64	36/236	80.1
Delhomme	10	8	113	80.0	11.30	0	0.0	0	0.0	54	0.0	113.8
McAllister	0	0	0	—	—	0	—	—	—	—	1/8	—
<b>Saints</b>	<b>538</b>	<b>291</b>	<b>3685</b>	<b>54.1</b>	<b>6.85</b>	<b>27</b>	<b>5.0</b>	<b>15</b>	<b>2.8</b>	<b>64</b>	<b>37/244</b>	<b>80.8</b>
<b>Opponents</b>	<b>593</b>	<b>343</b>	<b>4058</b>	<b>57.8</b>	<b>6.84</b>	<b>25</b>	<b>4.2</b>	<b>20</b>	<b>3.4</b>	<b>77</b>	<b>39/253</b>	<b>78.8</b>



# SAINTS STATISTICS

2003

RECORD: 8-8

FINISH: 2nd-NFC SOUTH

Date	W/L	Score	Opponent	Attendance
09/07	L	10-27	at Seattle	52,250
09/14	W	31-10	Houston	68,390
09/21	L	12-27	at Tennessee	68,809
09/28	L	21-55	Indianapolis	70,020
10/05	L	13-19	at Carolina	72,496
10/12	W	20-13	Chicago	68,390
10/19	W	45-17	at Atlanta	70,837
10/26	Lot	20-23	Carolina	68,370
11/2	W	17-14	at Tampa Bay	65,524
11/16	W	23-20	Atlanta	68,432
11/23	L	20-33	at Philadelphia	67,802
11/30	W	24-20	at Washington	76,821
12/07	L	7-14	Tampa Bay	68,442
12/14	W	45-7	New York Giants	68,399
12/21	L	19-20	at Jacksonville	49,207
12/28	W	13-7	Dallas	68,451

TEAM STATISTICS	N.O.	OPP.
TOTAL FIRST DOWNS	302	298
Rushing	100	109
Passing	100	109
Penalty	25	24
3rd down: Made/Att	106/229	79/208
3rd Down Pct.	46.3	38.0
4th Down: Made/Att	5/19	9/16
4th Down Pct.	26.3	56.3
POSSESSION AVG.	30:18	29:42
Total Net Yards	5438	5234
Avg. Per Game	339.9	327.1
Total Plays	1019	997
Avg. Per Play	5.3	5.2
NET YARDS RUSHING	2000	2241
Avg. Per Game	125.0	140.1
Total Rushes	448	480
NET YARDS PASSING	3438	2993
Avg. Per Game	214.9	187.1
Sacked/Yards Lost	36/203	32/171
Gross Yards	3641	3164
Att./Completions	535/314	485/264
Completion Pct.	58.7	54.4
Had Intercepted	8	14
PUNTS/AVERAGE	72/43.7	76/41.9
NET PUNTING AVG.	72/38.2	76/36.4
PENALTIES/YARDS	103/878	101/1012
FUMBLES/BALL LOST	33/20	29/13
TOUCHDOWNS	39	36
Rushing	11	12
Passing	25	20
Returns	3	4

Score by Periods	1	2	3	4	OT	TOT
Saints	52	112	78	95	3	340
Opponents	64	140	55	64	3	326

SCORING	TD	Ru	Pa	Rt	PAT	FG	S	TP
Carney	0	0	0	0	36/37	22/30	0	102
Horn	10	0	10	0	0	60		
McAllister	8	8	0	0	0	48		
B. Williams	5	0	5	0	0	30		
Pathon	4	0	4	0	0	24		
Stallworth	3	0	3	0	0	18		
Brooks	2	2	0	0	0	12		
Conwell	2	0	2	0	0	12		
Ambrose	1	0	1	0	0	6		
K. Carter	1	1	0	0	0	6		
M. Lewis	1	0	1	0	0	6		
Rodgers	1	0	0	1	0	6		
Thomas	1	0	0	1	0	6		
J. Allen	0	0	0	0	1	2		
Fenderson	0	0	0	0	0	2		
Saints	39	11	25	3	36/37	22/30	0	340
Opponents	36	12	20	4	35/35	25/31	0	326

2-Pt. Conversions: Fenderson, Team 1-2, Opponents 0-1  
 SACKS: Ch. Grant 10.0, Whitehead 5.5, Howard 5.0,  
 Jackson TM 3.5, Bellamy 1.0, D. Carter 1.0, Hodge  
 1.0, D. Smith 1.0, K. Smith 1.0, Sullivan 1.0,  
 Thomas 1.0, Saints 32.0, Opponents 36.0

RUSHING	No	Yds	Avg	LG	TD
McAllister	351	1641	4.7	76t	8
Brooks	54	175	3.2	15	2
K. Carter	19	72	3.8	31	1
L. Smith	11	61	5.5	17	0
Horn	2	15	7.5	13	0
McFadden	4	14	3.5	6	0
Ambrose	1	13	13.0	13	0
Stallworth	1	3	3.0	3	0
M. Lewis	1	2	2.0	2	0
Bouman	3	1	0.3	2	0
Saints	448	2000	4.5	76t	11
Opponents	480	2241	4.7	69t	12

RECEIVING	No	Yds	Avg	Long	TD
Horn	78	973	12.5	50t	10
McAllister	69	516	7.5	39	0
Pathon	44	578	13.1	40	4
B. Williams	41	436	10.6	31t	5
Conwell	26	290	11.2	32	2
Stallworth	25	485	19.4	76t	3
M. Lewis	12	226	18.8	39	1
Rasby	6	55	9.2	17	0
T. Smith	6	28	4.7	8	0
Gardner	3	29	9.7	11	0
K. Carter	1	11	11.0	11	0
D. Lewis	1	7	7.0	7	0
Fenderson	1	5	5.0	5	0
L. Smith	1	2	2.0	2	0
Saints	314	3641	11.6	76t	25
Opponents	264	3164	12.0	79t	20

INTERCEPTIONS	No	Yds	Avg	Long	TD
Thomas	4	47	11.8	20	0
Ambrose	3	78	26.0	73t	1
Bellamy	3	19	6.3	10	0
Rodgers	1	40	40.0	40t	1
D. Smith	1	9	9.0	9	0
Ruff	1	7	7.0	7	0
Jones	1	2	2.0	2	0
V. Green	0	24	---	24	0
Saints	14	226	16.1	73t	2
Opponents	8	104	13.0	20	1

PUNTING	No	Yds	Avg	Net	TB	I20	LG	B
Berger	71	3144	44.3	38.2	5	28	59	1
Saints	72	3144	43.7	38.2	5	28	59	1
Opponents	76	3183	41.9	36.4	3	21	60	1

PUNT RET	Ret	FC	Yds	Avg	LG	TD
M. Lewis	30	10	275	9.2	27	0
Stallworth	5	1	44	8.8	18	0
Craver	2	1	22	11.0	19	0
V. Green	2	0	15	7.5	9	0
Thomas	1	0	4	4.0	4	0
Saints	40	12	360	9.0	27	0
Opponents	36	18	294	8.2	46	0

KICKOFF RET	No	Yds	Avg	LG	TD
M. Lewis	45	1068	23.7	53	0
McAfee	9	140	15.6	23	0
Stallworth	8	171	21.4	28	0
Craver	5	128	25.6	52	0
Rasby	2	9	4.5	6	0
M. Williams	2	0	0.0	0	0
J. Allen	1	8	8.0	8	0
Saints	72	1524	21.2	53	0
Opponents	67	1587	23.7	100t	2

FIELD GOALS	1-19	20-29	30-39	40-49	50+
Carney	0/0	6/6	10/12	5/9	1/3
Saints	0/0	6/6	10/12	5/9	1/3
Opponents	0/0	8/9	8/10	9/11	0/1

2003 NFC SOUTH STANDINGS				
Saints Finish: 2nd place				
	W	L	T	Pct.
Carolina	11	5	0	.688
New Orleans	8	8	0	.500
Tampa Bay	7	9	0	.438
Atlanta	5	11	0	.312

PASSING	Att	Cmp	Yds	Cmp%	Yds/Att	TD	TD%	Int	Int%	Long	Sk/Yds	Rating
Brooks	518	306	3546	59.1	6.85	24	4.6	8	1.5	76t	34/195	88.8
Bouman	13	7	81	53.8	6.23	1	7.7	0	0.0	19	2/8	98.6
McAllister	2	0	0	0.0	0.00	0	0.0	0	0.0	0	0/0	39.6
Berger	1	0	0	0.0	0.00	0	0.0	0	0.0	0	0/0	39.6
Horn	1	1	14	100.0	14.00	0	0.0	0	0.0	14	0/0	118.8
Team	535	314	3641	58.7	6.81	25	4.7	8	1.5	76t	36/203	88.7
Opponents	485	264	3164	54.4	6.52	20	4.1	14	2.9	79t	32/171	76.3

**2004** RECORD: 8-8

FINISH: 2nd-NFC SOUTH

Date	W/L	Score	Opponent	Attendance
09/12	L	7-21	Seattle	64,900
09/19	W	30-27	San Francisco	64,900
09/26	Wot	28-25	at St. Louis	65,856
10/03	L	10-34	at Arizona	28,109
10/10	L	17-20	Tampa Bay	64,900
10/17	L	31-38	Minnesota	64,900
10/24	W	31-26	at Oakland	45,337
11/07	L	17-43	at San Diego	59,662
11/14	W	27-20	Kansas City	64,900
11/21	L	13-34	Denver	64,900
11/28	L	21-24	at Atlanta	70,521
12/05	L	21-32	Carolina	58,878
12/12	W	27-13	at Dallas	64,056
12/19	W	21-17	at Tampa Bay	65,075
12/26	W	26-13	Atlanta	64,900
01/02	W	21-18	at Carolina	73,302

TEAM STATISTICS	N.O.	OPP.
<b>TOTAL FIRST DOWNS</b>	<b>291</b>	<b>343</b>
Rushing	82	118
Passing	177	193
Penalty	2	32
3rd Down: Made/Att.	70/210	80/210
3rd Down: Pct.	33.3	38.1
4th Down: Made/Att.	9/18	6/7
4th Down: Pct.	50.0	85.7
<b>POSSESSION AVG.</b>	<b>28:18</b>	<b>31:42</b>
<b>TOTAL NET YARDS</b>	<b>5193</b>	<b>6141</b>
Avg. Per Game	324.6	383.8
Total Plays	989	1067
Avg. Per Play	5.3	5.8
<b>NET YARDS RUSHING</b>	<b>1606</b>	<b>2253</b>
Avg. Per Game	100.4	140.8
Total Rushes	406	485
<b>NET YARDS PASSING</b>	<b>3587</b>	<b>3888</b>
Avg. Per Game	224.2	243.0
Sacked/Yards Lost	41/223	37/207
Gross Yards	3810	4095
Att./Completions	542/309	545/324
Completion Pct.	57.0	59.4
Had Intercepted	16	13
<b>PUNTS/AVERAGE</b>	<b>85/43.6</b>	<b>71/40.8</b>
<b>NET PUNTING AVG.</b>	<b>85/39.0</b>	<b>71/34.5</b>
<b>PENALTIES/YARDS</b>	<b>129/1141</b>	<b>119/965</b>
<b>FUMBLES/BALL LOST</b>	<b>23/10</b>	<b>31/20</b>
<b>TOUCHDOWNS</b>	<b>49</b>	<b>45</b>
Rushing	15	16
Passing	21	24
Returns	4	4

Score by Periods	1	2	3	4	OT	TOT
Team	29	132	83	101	3	348
Opponents	117	110	70	108	0	405

SCORING	TD	Ru	Pa	Rt	PAT	FG	S	TP
Carney	0	0	0	0	38/38	22/27	0	104
Horn	11	0	11	0	0	68	0	54
McAllister	9	9	0	0	0	54	0	54
Stallworth	5	0	5	0	0	30	0	30
Brooks	4	4	0	0	0	24	0	24
Stecker	3	2	0	1	0	18	0	18
B. Williams	2	0	2	0	0	12	0	12
Bockwoldt	1	0	0	1	0	6	0	6
Conwell	1	0	1	0	0	6	0	6
Hall	1	0	1	0	0	6	0	6
Lewis	1	0	0	1	0	6	0	6
Mitchell	1	0	0	1	0	6	0	6
Pathon	1	0	0	1	0	6	0	6
Bryant	0	0	0	0	0	1	2	2
<b>Team</b>	<b>40</b>	<b>15</b>	<b>21</b>	<b>4</b>	<b>38/38</b>	<b>22/27</b>	<b>1</b>	<b>348</b>
<b>Opponents</b>	<b>44</b>	<b>16</b>	<b>24</b>	<b>4</b>	<b>42/42</b>	<b>31/35</b>	<b>1</b>	<b>405</b>

2-PT. Conversions: Horn, Team 1-2, Opponents 2-2

**SACKS:** Howard 11.0, Ch. Grant 10.5, W. Smith 7.5, Young 2.5, Bryant 2.0, Watson 2.0, Bockwoldt 1.0, Sullivan 0.5, Team 37.0, Opponents 41.0

RUSHING	No	Yds	Avg	LG	TD
McAllister	269	1074	4.0	71	9
Stecker	58	244	4.2	42t	2
Brooks	58	173	3.0	15	4
McAfee	2	54	27.0	53	0
Stallworth	6	37	6.2	26	0
Carter	10	17	1.7	8	0
Karney	3	7	2.3	4	0
<b>Team</b>	<b>406</b>	<b>1606</b>	<b>4.0</b>	<b>71</b>	<b>15</b>
<b>Opponents</b>	<b>485</b>	<b>2253</b>	<b>4.6</b>	<b>60</b>	<b>16</b>

Receiving	No	Yds	Avg	Long	TD
Horn	94	1399	14.9	57	11
Stallworth	58	767	13.2	45	5
Pathon	34	581	17.1	38	1
McAllister	34	228	6.7	20	0
B. Williams	33	362	11.0	22	2
Stecker	29	174	6.0	26	0
Conwell	10	102	10.2	28	1
Lewis	8	127	15.9	30	0
Karney	6	42	7.0	17	0
Gardner	1	23	23.0	23	0
Hall	1	4	4.0	4t	1
Brooks	1	1	1.0	1	0
<b>Team</b>	<b>309</b>	<b>3810</b>	<b>12.3</b>	<b>57</b>	<b>21</b>
<b>Opponents</b>	<b>324</b>	<b>4095</b>	<b>12.6</b>	<b>59</b>	<b>24</b>

INTERCEPTIONS	No	Yds	Avg	Long	TD
McKenzie LG	5	19	3.8	14	0
McKenzie TM	5	19	3.8	14	0
Ambrose	3	19	6.3	19	0
Brown	2	0	0.0	0	0
Jones	1	55	55.0	55	0
Ch. Grant	1	8	8.0	8	0
Ruff	1	0	0.0	0	0
<b>Team</b>	<b>13</b>	<b>101</b>	<b>7.8</b>	<b>55</b>	<b>0</b>
<b>Opponents</b>	<b>16</b>	<b>260</b>	<b>16.3</b>	<b>76</b>	<b>1</b>

PUNTING	No	Yds	Avg	Net	TB	IG	LG	B
Berger	85	3704	43.6	39.0	4	28	63	0
<b>Team</b>	<b>85</b>	<b>3704</b>	<b>43.6</b>	<b>39.0</b>	<b>4</b>	<b>28</b>	<b>63</b>	<b>0</b>
<b>Opponents</b>	<b>71</b>	<b>2896</b>	<b>40.8</b>	<b>34.5</b>	<b>3</b>	<b>17</b>	<b>60</b>	<b>1</b>

PUNT RET	Ret	FC	Yds	Avg	LG	TD
Lewis	34	11	382	11.2	53	0
Stallworth	6	1	6	1.0	4	0
<b>Team</b>	<b>40</b>	<b>12</b>	<b>388</b>	<b>9.7</b>	<b>53</b>	<b>0</b>
<b>Opponents</b>	<b>43</b>	<b>25</b>	<b>310</b>	<b>7.2</b>	<b>59t</b>	<b>1</b>

KICKOFF RET	No	Yds	Avg	LG	TD
Lewis	51	1215	23.8	96t	1
Stecker	18	469	26.1	98t	1
McAfee	8	137	17.1	26	0
Hall	3	20	6.7	8	0
Ruff	1	9	9.0	9	0
W. Smith	1	17	17.0	17	0
Whitehead	1	12	12.0	12	0
<b>Team</b>	<b>83</b>	<b>1879</b>	<b>22.6</b>	<b>98t</b>	<b>2</b>
<b>Opponents</b>	<b>74</b>	<b>1710</b>	<b>23.1</b>	<b>63</b>	<b>0</b>

FIELD GOALS	1-19	20-29	30-39	40-49	50+
Carney	0/0	3/3	12/15	5/6	2/3
<b>Team</b>	<b>0/0</b>	<b>3/3</b>	<b>12/15</b>	<b>5/6</b>	<b>2/3</b>
<b>Opponents</b>	<b>0/0</b>	<b>10/10</b>	<b>9/10</b>	<b>8/10</b>	<b>4/5</b>

**Carney: ( )** (32G,36G,37G)  
 (52G,53G,39G,51N,38G,31G) (20G) (47G)  
 (45G) (41G) (46G,37G) (39G,38G) (24G,36G)  
 (48G,38G,37B) ( ) (39G,44G) (38N) (22G)  
 (38N)  
**Opponents: ( )** (30G,33G) (53G) (26G,33G)  
 (23G,53G,41N) (39G) (28G,42G,44G,40G)  
 (24G,37G) (24G,44G) (48G,34G) (37N,31G)  
 (30G,50G,46G,25G,21G,21G) (42N,34G,41G)  
 (37G) (25G,20G) (54G,60B)

**2004 NFC SOUTH STANDINGS**  
**Saints Finish: 2nd place**

	W	L	T	Pct.
Atlanta	11	5	0	.688
<b>New Orleans</b>	<b>8</b>	<b>8</b>	<b>0</b>	<b>.500</b>
Carolina	7	9	0	.438
Tampa Bay	5	11	0	.312

PASSING	Att	Cmp	Yds	Cmp%	Yds/Att	TD	TD%	Int	Int%	Long	Sack/Lost	Rating
Brooks	542	309	3810	57.0	7.03	21	3.9	16	3.0	57	41/223	79.5
<b>Team</b>	<b>542</b>	<b>309</b>	<b>3810</b>	<b>57.0</b>	<b>7.03</b>	<b>21</b>	<b>3.9</b>	<b>16</b>	<b>3.0</b>	<b>57</b>	<b>41/223</b>	<b>79.5</b>
<b>Opponents</b>	<b>545</b>	<b>324</b>	<b>4095</b>	<b>59.4</b>	<b>7.51</b>	<b>24</b>	<b>4.4</b>	<b>13</b>	<b>2.4</b>	<b>59</b>	<b>37/207</b>	<b>87.7</b>

OWNERSHIP

FOOTBALL

ADMINISTRATION

RECORDS

HISTORY



# SAINTS STATISTICS

2005

RECORD: 3-13

FINISH: 4th-NFC SOUTH

Date	W/L	Score	Opponent	Attendance
09/11	W	23-20	at Carolina	72,920
09/19	L	10-27	New York Giants	68,031
09/25	L	16-33	at Minnesota	63,952
10/02	W	19-7	Buffalo	58,688
10/09	L	3-52	at Green Bay	70,580
10/16	L	31-34	Atlanta	65,562
10/23	L	17-36	at St. Louis	64,586
10/30	L	6-21	Miami	61,643
11/06	L	17-20	Chicago	32,637
11/20	L	17-24	at New England	68,756
11/27	W	21-19	New York Jets	77,152
12/04	L	3-10	Tampa Bay	34,411
12/12	L	17-36	at Atlanta	70,083
12/18	L	10-27	Carolina	32,551
12/24	L	12-13	Detroit	63,747
01/01	L	13-27	at Tampa Bay	65,379

TEAM STATISTICS	N.O.	OPP.
TOTAL FIRST DOWNS	312	281
Rushing	89	103
Passing	182	145
Penalty	41	33
3rd Down: Made/Att	82/211	89/220
3rd Down Pct.	38.9	40.5
4th Down: Made/Att	2/12	3/4
4th Down Pct.	16.7	75.0
POSSESSION AVG.	30:32	29:28
TOTAL NET YARDS	5031	4994
Avg. Per Game	314.4	312.1
Total Plays	1017	946
Avg. Per Play	4.9	5.3
NET YARDS RUSHING	1058	1215
Avg. Per Game	168.5	134.1
Total Rushes	423	503
NET YARDS PASSING	3343	2849
Avg. Per Game	208.9	178.1
Sacked/Yards Lost	41/261	25/165
Gross Yards	3604	3014
Att./Completions	553/308	418/241
Completion Pct.	55.7	57.7
Had Intercepted	24	10
PUNTS/AVERAGE	71/43.2	76/45.6
NET PUNTING AVG.	71/38.7	76/39.0
PENALTIES/YARDS	135/1130	127/985
FUMBLE/BALL LOST	23/19	18/9
TOUCHDOWNS	23	43
Rushing	8	16
Passing	15	20
Returns	0	7

Score by Periods	Q1	Q2	Q3	Q4	OT	TOT
Team	47	97	22	69	0	235
Opponents	103	126	59	110	0	398

SCORING	TD	Ru	Pa	Rt	PAT	FG	S	TP
Carney	0	0	0	0	22/22	25/32	0	97
Stallworth	7	0	7	0	0	0	42	0
Henderson	3	0	3	0	0	0	18	0
McAllister	3	3	0	0	0	0	18	0
A. Smith	3	3	0	0	0	0	18	0
Brooks	2	2	0	0	0	0	12	0
Hakim	2	0	2	0	0	0	12	0
Conwell	1	0	1	0	0	0	6	0
Hilton	1	0	1	0	0	0	6	0
Horn	1	0	1	0	0	0	6	0
Team	23	8	15	0	22/22	25/32	0	235
Opponents	43	16	20	7	43/43	31/39	2	238

2-PT. Conversions: Team 0-1, Opponents 0-0  
SACKS: W. Smith 8.5, Bryant 4, Howard 3.5, F. Thomas 3, Grant 2.5, Craft 1, D. Smith 1, Watson 1, Whitehead 0.5, Team 25, Opponents 41

RUSHING	No	Yds	Avg	LG	TD
A. Smith	166	659	4.0	42	3
Stecker	95	363	3.8	32	0
McAllister	93	335	3.6	26	3
Brooks	45	281	6.2	22	2
A. Thomas LG	43	92	2.1	12	0
A. Thomas TM	7	12	1.7	4	0
Bouman	8	15	1.9	6	0
Karney	6	12	2.0	3	0
Henderson	1	9	9.0	9	0
Stallworth	2	2	1.0	3	0
Team	423	1688	4.0	42	8
Opponents	503	2145	4.3	64	16

RECEIVING	No	Yds	Avg	Long	TD
Stallworth	70	945	13.5	43	7
Horn	49	654	13.3	30	1
Hilton	35	396	11.3	29	1
Stecker	35	281	8.0	41	0
Hakim	34	489	14.4	42	2
Henderson	22	343	15.6	66	3
McAllister	17	117	6.9	22	0
Conwell	13	165	12.7	31	1
A. Smith	12	46	3.8	8	0
Karney	10	61	6.1	10	0
Hall	6	36	6.0	8	0
A. Thomas LG	4	13	3.3	6	0
A. Thomas TM	2	8	4.0	6	0
Poole	3	63	21.0	42	0
Team	308	3604	11.7	66	15
Opponents	241	3014	12.5	68	20

INTERCEPTIONS	No	Yds	Avg	Long	TD
Craft	3	63	21.0	39	0
D. Smith	2	53	26.5	28	0
F. Thomas	2	4	2.0	4	0
Bullocks	1	51	51.0	51	0
McKenzie	1	11	11.0	11	0
Slaughter	1	0	0.0	0	0
Team	10	182	18.2	51	0
Opponents	24	456	19.0	95t	3

PUNTING	No	Yds	Avg	Net	TB	I20	LG	B
Berger	71	3066	43.2	38.7	3	28	69	0
Team	71	3066	43.2	38.7	3	28	69	0
Opponents	76	3462	45.6	39.0	9	23	59	0

PUNT RET	Ret	FC	Yds	Avg	LG	TD
Hakim	34	4	260	7.6	42	0
Stallworth	7	1	52	7.4	27	0
Lewis	4	0	8	2.0	5	0
F. Thomas	1	0	0	0.0	0	0
Team	46	5	320	7.0	42	0
Opponents	33	26	260	7.9	23	0

KICKOFF RET	No	Yds	Avg	LG	TD
Stecker	31	672	21.7	46	0
McAfee	22	485	22.0	34	0
Hakim	9	171	19.0	29	0
Lewis	8	137	17.1	20	0
Hall	2	9	4.5	5	0
Whitehead	2	12	6.0	12	0
A. Smith	1	30	30.0	30	0
Team	75	1516	20.2	46	0
Opponents	61	1404	23.0	82	0

FIELD GOALS	1-19	20-29	30-39	40-49	50+
Carney	1/1	12/13	4/6	8/12	0/0
Team	1/1	12/13	4/6	8/12	0/0
Opponents	0/0	10/10	13/15	8/12	0/2
Carney: (29G,48G,47G) (21G,29N) (22G) (23G,40G,32N,20G,37G) (33G,43N,43N) (19G,47B) (45B,22G) (26G,49G) (22G) (30N,46G) ( ) (26G) (47G) (44G) (35G,47G,33G,20G) (25G,24G)					
Opponents: (39G,46G) (39G,30G) (24G,33N,28G,48G,34G) (45N) (26G) (37G,36G) (48N) (37G,36G,41G,46G,36N) (35G,47N,28G) (37G) (29G,45G,41G,38G,53N) (43B,28G) (43G,20G) (32G,50N,29G) (21G,39G) (46G,26G)					

## 2005 NFC SOUTH STANDINGS

Saints Finish: 4th place	W	L	T	Pct.
Tampa Bay	11	5	0	.688
Carolina	11	5	0	.688
Atlanta	8	8	0	.500
New Orleans	3	13	0	.188

PASSING	Att	Cmp	Yds	Cmp%	Yds/Att	TD	TD%	Int	Int%	Long	Sk/Yds	Rating
Brooks	431	240	2882	55.7	6.69	13	3.0	17	3.9	66	33/202	70.0
Bouman	122	68	722	55.7	5.92	2	1.6	7	5.7	43	8/59	54.7
Team	553	308	3604	55.7	6.52	15	2.7	24	4.3	66	41/261	66.6
Opponents	418	241	3014	57.7	7.21	20	4.8	10	2.4	68	25/165	86.2

## 2006 RECORD: 10-6

## FINISH: 1st-NFC SOUTH

Date	W/L	Score	Opponent	Attendance
09/10	W	19-14	at Cleveland	72,915
09/17	W	34-27	at Green Bay	70,602
09/25	W	23-3	ATLANTA	70,003
10/01	L	18-21	at Carolina	73,392
10/08	W	24-21	TAMPA BAY	68,183
10/15	W	27-24	PHILADELPHIA	68,269
10/29	L	22-35	BALTIMORE	69,152
11/05	W	31-14	at Tampa Bay	65,561
11/12	L	31-38	at Pittsburgh	61,911
11/19	L	16-31	CINCINNATI	68,001
11/26	W	31-13	at Atlanta	70,933
12/03	W	34-10	SAN FRANCISCO	68,241
12/10	W	42-17	at Dallas	63,722
12/17	L	10-16	WASHINGTON	69,052
12/24	W	30-7	at New York Giants	78,539
12/31	L	21-31	CAROLINA	69,569

### TEAM STATISTICS

	N.O.	OPP
Total First Downs	330	262
Rushing	99	96
Passing	207	148
Penalty	24	18
3rd Down: Made/Att	105/234	69/199
3rd Down Pct.	44.9	34.7
4th Down: Made/Att	12/20	6/13
4th Down Pct.	60.0	46.2
POSSESSION AVG.	31:53	28:07
TOTAL NET YARDS	6264	4917
Avg. Per Game	391.5	307.3
Total Plays	1075	930
Avg. Per Play	5.8	5.3
NET YARDS RUSHING	1761	2063
Avg. Per Game	110.1	128.9
Total Rushes	472	418
NET YARDS PASSING	4503	2854
Avg. Per Game	281.4	178.4
Sacked/Yards Lost	23/123	38/268
Gross Yards	4626	3122
Att./Completions	580/372	474/267
Completion Pct.	64.1	56.3
Had Intercepted	13	11
PUNTS/AVERAGE	77/43.8	96/43.6
NET PUNTING AVG.	77/37.5	96/38.0
PENALTIES/YARDS	79/597	89/674
FUMBLES/BALL LOST	23/10	22/8
TOUCHDOWNS	49	40
Rushing	19	10
Passing	27	26
Returns	3	4

SCORE BY PERIODS	Q1	Q2	Q3	Q4	OT	PTS
Team	82	136	82	113	0	413
Opponents	95	57	80	90	0	322

SCORING	TD	Ru	Pa	Rt	PAT	FG	S	TP
Carney	0	0	0	0	46/47	23/25	0	115
McAllister	11	10	0	1			0	66
Bush	9	6	2	1			0	54
Colston	8	0	8	0			0	48
Henderson	6	1	5	0			0	36
Horn	4	0	4	0			0	26
Copper	3	0	3	0			0	18
Karney	3	1	2	0			0	18
Branch	1	0	1	0			0	6
Conwell	1	0	1	0			0	6
DeLoatch	1	0	1	0			0	6
Jones	1	0	1	0			0	6
McAfee	1	1	0	0			0	6
Miller	0	0	0	0			0	2
Cundiff	0	0	0	0	0/0	0/1	0	0
Team	49	19	27	3	46/47	23/26	0	413
Opponents	40	16	5	4	40/40	14/18	0	322

2-Pt. Conversions: Horn, Miller, Team 2-2, Opp. 0-0

SACKS: Smith 10.5, Grant 6, Young 5.5, Shanle 4, Fujita 3.5, H. Thomas 3.5, Cooper 1, Harper 1, Lake 1, Simonneau 1, Whitehead 1, Team 38; Opp. 23

RUSHING	No	Yds	Avg	LG	TD
McAllister	244	1057	4.3	57	10
Bush	155	565	3.6	18	6
Karney	11	33	3.0	8	1
Brees	42	32	0.8	16	0
Branch	10	29	2.9	9	0
Henderson	2	14	7.0	11	1
McAfee	3	12	4.0	6	1
Stecker	4	11	2.8	4	0
Copper	1	8	8.0	8	0
Team	472	1761	3.7	57	19
Opponents	418	2063	4.9	77	10

RECEIVING	No	Yds	Avg	Long	TD
Bush	88	742	8.4	74	2
Colston	70	1038	14.8	86	8
Horn	37	679	18.4	72	4
Henderson	32	745	23.3	76	5
McAllister	30	198	6.6	24	0
Copper	23	385	16.7	48	3
Stecker	19	190	10.0	48	0
Campbell	18	164	9.1	33	0
Karney	15	96	6.4	12	2
Miller	14	129	9.2	22	0
Conwell	8	57	7.1	15	1
Jones	6	108	18.0	41	1
Branch	5	14	2.8	7	1
Owens	4	44	11.0	25	0
Lawrie	1	17	17.0	17	0
McIntyre TM	1	10	10.0	10	0
L. Moore	1	10	10.0	10	0
Team	372	4626	12.4	86	27
Opponents	267	3122	11.7	60	26

INTERCEPTIONS	No	Yds	Avg	Long	TD
McKenzie	2	54	27.0	54	0
Fujita	2	19	9.5	19	0
Bullocks	2	14	7.0	14	0
Stoutmire	2	10	5.0	10	0
Thomas	1	9	9.0	9	0
Craft	1	0	0.0	0	0
Simoneau	1	0	0.0	0	0
Team	11	106	9.6	54	0
Opponents	13	180	13.8	52	4

PUNTING	No	Yds	Avg	Net	TB	In	Lg	B
Weatherford	77	3369	43.8	37.5	10	19	59	0
Team	77	3369	43.8	37.5	10	19	59	0
Opponents	96	4181	43.6	38.0	8	30	65	1


PUNT RETURNS	Ret	FC	Yds	Avg	Long	TD
Bush	28	2	216	7.7	65	1
Lewis	16	10	111	6.9	26	0
L. Moore	6	2	45	7.5	25	0
Bellamy	1	0	0	0.0	0	0
Team	51	14	372	7.3	65	1
Opponents	40	17	279	7.0	31	0

KICKOFF RET.	No	Yds	Avg	Long	TD
Lewis	37	914	24.7	51	0
Stecker	10	216	21.6	31	0
Jones	6	130	21.7	29	0
Copper	4	79	19.8	25	0
Karney	1	10	10.0	10	0
Lake	1	8	8.0	8	0
McAfee	1	20	20.0	20	0
Team	60	1377	23.0	51	0
Opponents	72	1598	22.2	40	0

FIELD GOALS	1-19	20-29	30-39	40-49	50+
Carney	1/1	9/9	7/8	5/6	1/1
Cundiff	0/0	0/0	0/0	0/0	0/1
Team	1/1	9/9	7/8	5/6	1/2
Opponents	1/1	7/8	5/6	1/3	0/0

2006 NFC SOUTH STANDINGS				
Saints Finish: 1st place				
	W	L	T	Pct.
New Orleans	10	6	0	.625
Carolina	8	8	0	.500
Atlanta	7	9	0	.438
Tampa Bay	4	12	0	.250

PASSING	Att	Cmp	Yds	Cmp%	Yds/Att	TD	TD%	Int	Int%	Long	Sack/Lost	Rating
Brees	554	356	4418	64.3	7.97	26	4.7	11	2.0	86	18/105	96.2
Martin	24	16	208	66.7	8.67	1	4.2	1	4.2	65	5/18	90.3
Bush	1	0	0	0.0	0.00	0	0.0	1	100.0	0	0/0	0.0
Horn	1	0	0	0.0	0.00	0	0.0	0	0.0	0	0/0	39.6
Team	580	372	4626	64.1	7.98	27	4.7	13	2.2	86	23/123	94.9
Opponents	474	267	3122	56.3	6.59	26	5.5	11	2.3	60	38/268	85.1



## SAINTS STATISTICS

2007 RECORD: 7-9

FINISH: 3rd-NFC SOUTH

Date	W/L	Score	Opponent	Attendance	SCORING	TD	Ru	Pa	Rt	PAT	FG	S	TP	INTERCEPTIONS	No	Yds	Avg	Long	TD		
09/06	L	10-41	at Indianapolis	57,361	Colston	11	0	11	0	0	0	66	64	McKenzie	3	161	53.7	75t	2		
09/16	L	14-31	at Tampa Bay	65,178	Mare	0	0	0	0	34/34	10/17	0	64	Harper	3	58	19.3	31t	1		
09/24	L	14-31	Tennessee	70,002	Bush	6	4	2	0	0	0	0	42	David	3	21	7.0	19	0		
10/07	L	13-16	Carolina	70,001	Stecker	5	5	0	0	0	0	0	30	Craft	2	21	10.5	21	0		
10/14	W	28-17	at Seattle	68,296	Gramatica LG	0	0	0	0	8/8	5/5	0	23	Bullocks	2	6	3.0	6	0		
10/21	W	22-16	Atlanta	69,994	Gramatica TM	0	0	0	0	8/8	5/5	0	23	Team	13	267	20.5	75t	3		
10/28	W	31-10	at San Francisco	68,244	P. Thomas	3	1	1	1	0	0	0	20	Opponents	18	336	18.7	83t	2		
11/04	W	41-24	Jacksonville	70,009	Henderson	3	0	3	0	0	0	0	18								
11/11	L	29-37	St. Louis	70,003	Moore	3	1	2	0	0	0	0	18	PUNTING	No	Yds	Avg	Net	TB	Ln	Lg
11/18	L	10-23	at Houston	70,780	Patten	3	0	3	0	0	0	0	18	Weatherford	63	2757	43.8	37.2	4	20	61
11/25	W	31-6	at Carolina	72,032	Copper	2	0	2	0	0	0	0	12	Team	63	2757	43.8	37.2	4	20	61
12/02	L	23-27	Tampa Bay	70,009	Johnson	2	0	2	0	0	0	0	12	Opponents	67	2924	43.6	39.8	3	28	60
12/10	W	34-14	at Atlanta	69,553	Karney	2	2	0	0	0	0	0	12								
12/16	W	31-24	Arizona	70,007	McKenzie	2	0	2	0	0	0	0	12	PUNT RETURNS	Ret	FC	Yds	Avg	Long	TD	
12/23	L	23-38	Philadelphia	70,011	Miller	2	0	2	0	0	0	0	12	Moore	20	15	185	9.3	48	0	
12/30	L	25-33	at Chicago	62,064	Brees	1	1	0	0	0	0	0	6	Barclay LG	3	1	34	11.3	19	0	
					David	1	0	1	0	0	0	0	6	Bush	3	0	12	4.0	10	0	
					Harper	1	0	1	0	0	0	0	6	Craft	1	0	0	0.0	0	0	
					W. Smith	0	0	0	0	0	0	0	2	David	0	1	0	0	0	0	
					Martin	0	0	0	0	0	0	0	0	Team	24	16	197	8.2	48	0	
					Team	47	14	28	5	42/42	15/22	1	379	Opponents	35	11	335	9.6	64t	1	
					Opponents	44	7	32	5	44/44	26/30	1	388								

## TEAM STATISTICS

Team	First Downs	N.O.	Opp
Rushing	94	80	
Passing	232	196	
Penalty	20	12	

3rd Down: Made/Att	99/214	86/206
3rd Down Pct.	46.3	41.7
4th Down: Made/Att	11/25	7/19
4th Down Pct.	44.0	36.8

POSSESSION AVG.	31:09	28:51
TOTAL NET YARDS	5780	5570
Avg. Per Game	361.3	348.1
Total Plays	1060	964
Avg. Per Play	5.5	5.8

NET YARDS RUSHING	1466	1646
Avg. Per Game	91.6	102.9
Total Rushes	392	408

NET YARDS PASSING	4314	3924
Avg. Per Game	269.6	245.3
Sacked/Yards Lost	16/109	32/198
Gross Yards	4423	4122
Att./Completions	652/440	524/327
Completion Pct.	67.5	62.4
Had Intercepted	18	13

PUNTS/AVERAGE	63/43.8	67/43.6
NET PUNTING AVG.	63/37.2	67/39.8
PENALTIES/YARDS	68/581	89/685
FUMBLES/BALL LOST	25/12	27/10
TOUCHDOWNS	47	44
Rushing	14	7
Passing	28	32
Returns	5	5

SCORE BY PERIODS	Q1	Q2	Q3	Q4	OT	PTS
Team	89	130	94	66	0	379
Opponents	105	104	69	110	0	388

RECEIVING	No	Yds	Avg	Long	TD
Colston	98	1202	12.3	45	11
Bush	73	417	5.7	25	2
Patten	54	792	14.7	58	3
Johnson	48	378	7.9	22	2
Stecker	36	211	5.9	26	0
Moore	32	302	9.4	22	0
Miller	27	328	12.1	57	2
Henderson	20	409	20.5	54	3
P. Thomas	17	151	8.9	17	1
Copper	15	126	8.4	21	2
Karney	13	78	6.0	11	0
McAllister	4	15	3.8	7	0
Barclay LG	2	13	6.5	7	0
Brees	2	10	5.0	8	0
Owens TM	1	4	4.0	4	0
Team	440	4423	10.1	58	28
Opponents	327	4122	12.6	80t	32

2-PT. Conversions:	Bush 3, P. Thomas,
Team 4-5, Opp. 0-0	

SACKS:	W. Smith 7, Harper 4, Wynn 3.5,
Fujita 3, H. Thomas 3, B. Young 3, Grant 2.5,	
Simoneau 2, Bullocks 1, Lake 1, Simmons 1,	
Clancy 0.5, Cooper 0.5, Team 32; Opp. 16	

FIELD GOALS	1-19	20-29	30-39	40-49	50+
Mare	0/0	4/5	3/4	2/3	1/5
Gramatica LG	0/0	0/0	2/2	2/2	1/1
Gramatica TM	0/0	0/0	2/2	2/2	1/1
Team	0/0	4/5	5/6	4/5	2/6
Opponents	0/0	10/11	10/10	3/4	3/5

Mare:	(52N,34G) (38N) ()
(25G,28G,20B,54N) () () (26G)	
(46G,43N,52N,34G) () (52G) (46G,57N) ()	
(23G,36G) () () () ()	

Gramatica:	() () () () () () () () () () () () () () () ()
() () () (55G,35G,46G) (48G)	

Opponents:	(33G,33G) (27G) (33G,27N)
(23G,35G, 52G) (44B,52G) (38G,33G,21G)	
(29G) (30G) (49G,21G, 44G) (36G,53G,23G)	
(45G,29G) (27G,53N,31G) () (54N, 26G)	
(24G) (39G)	

Passing	28	32
Returns	5	5

PASSING	Att	Cmp	Yds	Cmp%	Yds/Att	TD	TD%	Int	Int%	Long	Sack/Lost	Rating
Brees	652	440	4423	67.5	6.78	28	4.3	18	2.8	58	16/109	89.4
Team	652	440	4423	67.5	6.78	28	4.3	18	2.8	58	16/109	89.4
Opponents	524	327	4122	62.4	7.87	32	6.1	13	2.5	80t	32/198	96.9

# SAINTS STATISTICS

## 2008

### RECORD: 8-8

### FINISH: 4th-NFC SOUTH

Date	W/L	Score	Opponent	Attendance	SCORING	TD	Ru	Pa	Rt	PAT	FG	S	TP	PUNTING	No	Yds	Avg	Net	TB	In	Lg	B	
09/07	W	24-20	Tampa Bay	69,881	P.Thomas	12	9	3	0	0	0	72	Weatherford	TM	26	1094	42.1	34.2	3	5	61	0	
09/14	L	24-29	at Washington	88,246	Hartley	0	0	0	0	28/28	13/13	0	67	Pakulak	TM	24	1144	47.7	37.8	2	3	70	0
09/21	L	32-34	at Denver	75,713	Moore	10	0	0	0	0	0	60	Graham	TM	3	126	42.0	35.3	0	1	44	0	
09/28	W	31-17	San Francisco	70,008	Bush	9	2	4	3	0	0	54	Saints	53	2364	44.6	35.9	5	9	70	0		
10/06	L	27-30	Minnesota	70,015	McAllister	6	5	1	0	0	0	36	Opponents	66	2711	41.1	35.2	4	23	65	0		
10/12	W	34-3	Oakland	70,068	Gramatica	0	0	0	0	16/16	6/10	0	34										
10/19	L	7-30	at Carolina	73,687	Colston	5	0	0	0	0	0	30	PUNT RET										
10/26	W	37-32	San Diego	83,226	Meachem	4	1	3	0	0	0	24	Bush										
11/09	L	20-34	at Atlanta	64,826	Henderson	3	0	3	0	0	0	18	Moore										
11/16	W	30-20	at Kansas City	74,159	Mehlhaff	0	0	0	0	9/10	3/4	0	18	Green									
11/24	W	51-29	Green Bay	70,668	Campbell	2	2	0	0	0	0	12	Saints										
11/30	L	20-23	at Tampa Bay	64,430	Karney	2	2	0	0	0	0	12	Opponents										
12/07	W	29-25	Atlanta	70,011	Bell	1	1	0	0	0	0	6											
12/11	Lot	24-27	at Chicago	61,692	Miller	1	0	1	0	0	0	6	KICKOFF RET										
12/21	W	42-7	at Detroit	49,309	Patten	1	0	1	0	0	0	6	P.Thomas										
12/28	L	31-33	Carolina	69,999	Stecker	1	0	1	0	0	0	6	Roby LG										

#### TEAM STATISTICS

	N.O.	OPP
Total First Downs	354	299
Rushing	103	100
Passing	232	180
Penalty	19	19
3rd Down: Made/Att	97/200	82/206
3rd Down Pct.	48.5	39.8
4th Down: Made/Att	10/18	8/14
4th Down Pct.	55.6	57.1
POSESSION AVG.	30:23	29:37
TOTAL NET YARDS	6571	5432
Avg. Per Game	410.7	339.5
Total Plays	1047	999
Avg. Per Play	6.3	5.4
NET YARDS RUSHING	1594	1885
Avg. Per Game	99.6	117.8
Total Rushes	398	445
NET YARDS PASSING	4977	3547
Avg. Per Game	311.1	221.7
Sacked/Yards Lost	13/92	28/161
Gross Yards	5069	3708
Att./Completions	636/413	526/299
Completion Pct.	64.9	56.8
Had Intercepted	18	15
PUNTS/AVERAGE	53/44.6	66/41.1
NET PUNTING AVG.	35.9	35.2
PENALTIES/YARDS	86/797	84/637
FUMBLES/BALL LOST	18/8	16/7
TOUCHDOWNS	57	41
Rushing	20	14
Passing	34	21
Returns	3	6

SCORE BY PERIODS	Q1	Q2	Q3	Q4	OT	PTS
Saints	67	154	115	127	0	463
Opponents	80	141	69	100	3	393

Saints	57	20	34	3	53/54	22/27	1	463
Opponents	41	14	21	6	37/37	34/39	1	393
2-Pt. Conversions:	Team	0-3	Opp.	3-4				

**SACKS:** McCray 6, Ellis 4, Charleston 3, Grant 3, Smith 3, Clancy 2, Shanle 2, Gay 1, Porter 1, Reis 1, Vilma 1, B.Young 1, Saints 28, Opp. 13

RUSHING	No	Yds	Avg	LG	TD
P.Thomas	129	625	4.8	42t	9
McAllister	107	418	3.9	19	5
Bush	106	404	3.8	43	2
Stecker	8	43	5.4	12	0
Bell	13	42	3.2	15	1
Henderson	4	33	8.3	30	1
Meachem	1	20	20.0	20	1
Karney	8	10	1.3	3	2
Brees	22	-1	0.0	9	0
Saints	398	1594	4.0	43	20
Opponents	445	1885	4.2	46	14

RECEIVING	No	Yds	Avg	Long	TD
Moore	79	928	11.7	70t	10
Bush	52	440	8.5	42	4
Shockey	50	483	9.7	26	0
Colston	47	760	16.2	70t	5
Miller	45	579	12.9	41	1
Henderson	32	793	24.8	84t	3
P.Thomas	31	284	9.2	24	3
McAllister	18	128	7.1	20	1
Meachem	12	289	24.1	74	3
Campbell	12	121	10.1	29	2
Patten	11	162	14.7	39t	1
Stecker	9	52	5.8	12	1
Karney	9	18	2.0	7	0
Sobomehin	2	8	4.0	10	0
Ryan TM	2	7	3.5	5	0
Bell	1	14	14.0	14	0
Ortega	1	3	3.0	3	0
Saints	413	5069	12.3	84t	34
Opponents	299	3708	12.4	67t	21

INTERCEPTIONS	No	Yds	Avg	Long	TD
David	5	83	16.6	42	0
Fujita	2	19	9.5	17	0
Kaesviharn	2	13	6.5	13	0
U.Young	2	3	1.5	3	0
Porter	1	25	25.0	25	0
Bullocks	1	23	23.0	23	0
McKenzie	1	14	14.0	14	0
Vilma	1	8	8.0	8	0
Saints	15	188	12.5	42	0
Opponents	18	270	15.0	95t	2

Green	4	133	33.3	60	0
Copper TM	2	35	17.5	18	0
Stecker	2	10	5.0	10	0
Moore	1	36	36.0	36	0
Meachem	1	9	9.0	9	0
Ortega	1	8	8.0	8	0
Campbell	1	0	0.0	0	0
<b>Saints</b>	<b>62</b>	<b>1496</b>	<b>24.1</b>	<b>88</b>	<b>0</b>
<b>Opponents</b>	<b>179</b>	<b>1827</b>	<b>20.40</b>	<b>83t</b>	<b>1</b>
<b>FIELD GOALS</b>					
	<b>1-19</b>	<b>20-29</b>	<b>30-39</b>	<b>40-49</b>	<b>50+</b>
Hartley	0/0	5/5	4/4	4/4	0/0
Gramatica	0/0	0/0	3/3	2/5	1/2
Mehlhoff	0/0	1/1	1/2	1/1	0/0
<b>Saints</b>	<b>0/0</b>	<b>6/6</b>	<b>8/9</b>	<b>7/10</b>	<b>1/2</b>
<b>Opponents</b>	<b>0/0</b>	<b>13/13</b>	<b>15/16</b>	<b>5/7</b>	<b>1/3</b>
<b>Hartley:</b> ( ) ( ) ( ) ( ) ( ) ( ) ( ) ( ) (24G, 44G) (30G, 23G, 35G) (30G) (47G, 43G) (26G, 46G, 25G) (30G) (21G, 42G)					

KICKOFF RET	No	Yds	Avg	Long	TD
P.Thomas	31	793	25.6	88	0
Roby LG	24	573	23.9	62	0
Roby TM	19	472	24.8	62	0
Green	4	133	33.3	60	0
Copper TM	2	35	17.5	18	0
Stecker	2	10	5.0	10	0
Moore	1	36	36.0	36	0
Meachem	1	9	9.0	9	0
Ortega	1	8	8.0	8	0
Campbell	1	0	0.0	0	0
Saints	62	1496	24.1	88	0
Opponents	76	1827	24.0	83t	1

FIELD GOALS	1-19	20-29	30-39	40-49	50+
Hartley	0/0	5/5	4/4	4/4	0/0
Gramatica	0/0	0/0	3/3	2/5	1/2
Mehlhoff	0/0	1/1	1/2	1/1	0/0
Saints	0/0	6/6	8/8	7/10	1/2
Opponents	0/0	13/13	15/16	5/7	1/3

GRAMATICA:	(34G)	(49G)	(43G,51N,43N)	(31G)
(46B,35G,53G,46N)	( )	( )	( )	( )
MEHLHOFF:	( )	( )	( )	( )
(31N,44G,33G)	( )	( )	( )	( )
TEAM:	(34G)	(49G)	(43G,51N,43N)	(31G)
(46B,35G,53G,46N)	(31N,44G,33G)	( )	( )	( )
(23G)	(24G,44G)	(30G,23G,35G)	(30G)	( )
(47G,43G)	(26G,46G,25G)	(30G)	( )	(21G)
Opponents:	(37G,33G)	( )	( )	( )
(49N,22G,36G,30N,35G)	(27G,34G)	( )	( )	( )
(47G,49G,38G)	(53G,33G,30G)	( )	( )	( )
(24G,57G,59N)	(39G,48G,28G)	( )	( )	( )
(33G,24G,31G)	(22G,27G)	(20G,21G)	( )	( )
(38G,23G,37G)	(23G)	(28G,35G)	( )	( )
(45G,26G,34G,41N,42G)	( )	( )	( )	( )

2008 NFC SOUTH STANDINGS						
Saints Finish: 4th Place						
Carolina	12	4	0	750		
Atlanta	11	5	0	688		
Tampa Bay	9	7	0	563		
New Orleans	8	8	0	500		

PASSING	Att	Cmp	Yds	Cmp%	Yds/Att	TD	TD%	Int	Int%	Long	Sack/Lost	Rating
Brees	635	413	5069	65.0	7.98	34	5.4	17	2.7	84t	13/92	96.2
Moore	1	0	0.0	0.0	0.0	0	0.0	1	100.0	---	0/0	0.0
Saints	636	413	5069	64.9	7.97	34	5.3	18	2.8	84t	13/92	95.4
Opponents	526	299	3708	56.8	7.05	21	4.0	15	2.9	67t	28/161	80.3

OWNERSHIP  
FOOTBALL  
ADMINISTRATION  
RECORDS  
HISTORY

# SAINTS STATISTICS

2009

RECORD: 13-3

FINISH: 1st-NFC SOUTH

OWNERSHIP

FOOTBALL

ADMINISTRATION

RECORDS

HISTORY

Opp	W/L	Score	Opponent	Attendance	SCORING	TD	Ru	Pa	Rt	PAT	FG	S	TP	PUNTING	No	Yds	Avg	Net	TB	Ln	Lg	B
09/13	W	45-27	Detroit	69,719	Greer	1	0	0	1		0	6		Morstead	58	2528	43.6	36.0	4	18	60	0
09/20	W	48-22	at Philadelphia	69,144	Hargrove	1	0	0	1		0	6		Team	58	2528	43.6	36.0	4	18	60	0
09/27	W	27-7	at Buffalo	70,261	Porter	1	0	0	1		0	6		Opponents	71	3055	43.0	38.9	7	19	61	0
10/04	W	24-10	New York Jets	70,009	Roby	1	0	0	1		0	6										
10/18	W	48-27	New York Giants	70,011	D. Thomas	1	0	1	0		0	6		PUNT RETURNS	Ret	Fc	Yds	Avg	Long	TD		
10/25	W	46-34	at Miami	66,689	Team	64	21	34	9	60/63	22/28	0	510	Bush	27	9	130	4.8	23	0		
11/02	W	35-27	Atlanta	70,088	Opponents	37	19	15	3	36/36	27/32	1	341	Henderson	4	5	16	4.0	11	0		
11/08	W	30-20	Carolina	70,011	2-Pt. Conversions: Team 0-1, Opp. 0-1									Moore	1	2	0	0.0	0	0		
11/15	W	28-23	at St. Louis	59,858										Sharper	1	1	6	6.0	6	0		
11/22	W	38-7	at Tampa Bay	62,720	SACKS: Smith 13, Grant 5.5, Hargrove 5,									Team	33	17	152	4.6	23	0		
11/30	W	38-17	New England	70,768	Ellis 2, Vilma 2, Ayodele 1.5, Rom. Harper									Opponents	25	13	358	14.3	77	1		
12/06	W	33-30	OT at Washington	84,520	1.5, McCray 1.5, Fujita 1, Gay 1, Sharper																	
12/13	W	26-23	at Atlanta	68,930	0.5, Torrence 0.5 Saints 35, Opp. 20									KICKOFF RET.	No	Yds	Avg	Long	TD			
12/19	L	17-24	Dallas	70,213										Roby	42	1154	27.5	97	1			
12/27	L	17-20	OT Tampa Bay	70,021	RUSHING	No	Yds	Avg	LG	TD				Meachem	6	148	24.7	42	0			
1/03	L	10-23	at Carolina	73,047	P. Thomas	147	793	5.4	34	6				Hamilton	3	15	5.0	15	0			
					Bell	172	654	3.8	35	5				Bell	2	45	22.5	28	0			
					Bush	70	390	5.6	55	5				Charleston	2	11	5.5	11	0			
					Hamilton	35	125	3.6	19	2				Dinkins	1	1	1.0	1	0			
					Meachem	6	82	13.7	41	0				P. Thomas	1	19	19.0	19	0			
					Brees	22	33	1.5	10	2				Team	57	1393	24.4	97	1			
					H. Evans	5	16	3.2	6	1				Opponents	74	1813	24.5	87	0			
					Henderson	4	13	3.3	13	0												
					Colston	1	6	6.0	6					FIELD GOALS	1-19	20-29	30-39	40-49	50-60			
					Eckel	2	6	3.0	7	0				Carney	0/0	6/6	5/8	2/3	0/0			
					Brunell	4	-12	-3.0	-1	0				Hartley	1/1	3/3	5/6	0/0	0/1			
					Team	468	2106	4.5	55	21				Team	1/1	9/9	10/14	2/3	0/1			
					Opponents	435	1955	4.5	68	19				Opponents	0/0	7/9	14/15	6/6	0/2			
						No	Yds	Avg	Long	TD				Carney: (34B,39G) (23G,25G) (27G,35G)								
					Receiving	70	1074	15.3	68	9				(34G) ( ) (46G,49N,20G) (37N) (23G,25G,40G)								
					Colston	51	804	15.8	75	2				( ) (38G) (30G,37N) ( ) ( ) ( ) ( ) ( )								
					Henderson	48	569	11.9	66	3				Hartley: ( ) ( ) ( ) ( ) ( ) ( ) ( ) ( ) ( )								
					Shockey	47	335	7.1	29	3				(34G,27G,28G,58N,18G) (33G,38G) (34G)								
					Bush	45	722	16.0	54	9				(28G,37N) (35G)								
					Meachem	39	302	7.7	36	2				Team: (34B,39G) (23G,25G) (27G,35G)								
					P. Thomas	39	302	7.7	36	2				(34G) ( ) (46G,49N,20G) (37N) (23G,25G,								
					D. Thomas	35	356	10.2	37	1				40G) ( ) ( ) (38G) (30G,37N) (34G,27G,28G,								
					Moore	14	153	10.9	22	2				58N,18G) (33G,38G) (34G) (28G,37N)								
					H. Evans	10	70	7.0	13	2				(35G)								
					Hamilton	5	48	9.6	9	0				Opponents: (47G,24G) (23G,32G) ( ) (38G)								
					Dinkins	5	22	4.4	8	1				(49G,38G) (32G) ( ) (36G,50N)								
					Bell	4	12	3.0	9	0				(32G,25G) (32G) ( ) (36G,50N)								
					Eckel	2	14	7.0	8	0				(32G,28G,21G,23N) (36G,30G,27G)								
					Humphrey	1	7	7.0	7	0				(44G,24N) (34G,47G) (41G,39G,37G)								
					Roby	1	6	6.0	6	0												
					Brees	1	-4	-4.0	-4	0												
					Team	378	4490	11.9	75	34												
					Opponents	330	3961	12.0	71	15												
						NO	YDS	AVG	LONG	TD												
					INTERCEPTIONS	9	376	41.8	99	3												
					Sharper	4	72	18.0	54	1				New Orleans	13	3	0	.813				
					Porter	4	72	18.0	54	1				Atlanta	9	7	0	.563				
					Vilma	3	25	8.3	11	0				Carolina	8	8	0	.500				
					Greer	2	59	29.5	48	1				Tampa Bay	3	13	0	.188				
					Shanley	2	16	8.0	13	0												
					Reis	1	33	33.0	33	0												
					Gay	1	25	25.0	25	0												
					Young	1	24	24.0	24	0												
					Jenkins	1	14	14.0	14	0												
					McKenzie	1	8	8.0	8	0												
					Smith	1	0	0.0	0	0												
					Team	26	652	25.1	99	5												
					Opponents	12	133	11.1	41	0												

PASSING	Att	Cmp	Yds	Cmp%	Yds/Att	TD	TD%	Int	Int%	Long	Sack/Lost	Rating
Brees	514	363	4388	70.6	8.54	34	6.6	11	2.1	75t	20/135	109.6
Brunell	30	15	102	50.0	3.40	0	0.0	1	3.3	18	0/0	44.0
Team	544	378	4490	69.5	8.25	34	6.3	12	2.2	75t	20/135	106.0
Opponents	574	330	3961	57.5	6.90	15	2.6	26	4.5	71t	35/192	68.6

# OWNERSHIP

# FOOTBALL

## ADMINISTRATION

# RECORDS

## HISTORY

NEWORLEANS SAINTS.COM 469

# SAINTS STATISTICS

2011

RECORD: 13-3

FINISH: 1st-NFC SOUTH

Date	W/L	Score	Opponent	Attendance	SCORING	TD	Ru	Pa	Rt	PAT	FG	S	TP	INTERCEPTIONS	NO	YDS	AVG	LONG	TD			
09/08	L	34-42	at Green Bay	70,555	Kasay	0	0	0	0	63/63	28/34	0	147	P. Robinson	4	31	7.8	25	0			
09/18	W	30-13	Chicago	73,019	Graham	11	0	11	0	0	0	66	147	Torrence	1	42	42.0	42	1			
09/25	W	40-33	Houston	73,002	Sproles	10	2	7	1	0	0	60	147	Shanle	1	12	12.0	12	0			
10/02	W	23-10	at Jacksonville	62,471	Moore	8	0	8	0	0	0	52	147	Greer	1	2	2.0	2	0			
10/09	W	30-27	at Carolina	72,679	Colston	8	0	8	0	0	0	48	147	Herring	1	0	0.0	0	0			
10/16	L	20-26	at Tampa Bay	56,590	Meachem	6	0	6	0	0	0	36	147	Porter	1	-7	-7.0	-7	0			
10/23	W	62-7	Indianapolis	73,012	P. Thomas	6	5	1	0	0	0	36	147	Team	9	80	8.9	42	1			
10/30	L	21-31	at St. Louis	57,179	Ingram	5	5	0	0	0	0	30	147	Opponents	14	162	11.6	53	1			
11/06	W	27-16	Tampa Bay	73,043	Collins	4	2	2	0	0	0	24	147									
11/13	W	26-23 OT	at Atlanta	70,359	Henderson	2	0	2	0	0	0	12	147	PUNTING	No	Yds	Avg	Net	TB	In	Lg	B
11/28	W	49-24	New York Giants	73,068	Brees	1	1	0	0	0	0	6	147	Morstead	46	2224	48.3	43.1	4	13	64	24
12/04	W	31-17	Detroit	73,042	Gilmore	1	0	1	0	0	0	6	147	Team	47	2224	47.3	43.1	4	13	64	1
12/11	W	22-17	at Tennessee	69,143	Ivory	1	1	0	0	0	0	6	147	Opponents	71	3146	44.3	38.5	6	24	59	0
12/18	W	42-20	at Minnesota	62,623	Jenkins	1	0	1	0	0	0	6	147									
12/26	W	45-16	Atlanta	73,085	Torrence	1	0	1	0	0	0	6	147	PUNT RETURNS	Ret	FC	Yds	Avg	Long	TD		
01/01	W	45-17	Carolina	73,065	Vilma	1	0	1	0	0	0	6	147	Sproles	29	19	294	10.1	72	1	0	
					Team	66	16	46	4	63/63	28/34	0	547	Team	29	19	294	10.1	72	1	0	
					Opponents	37	11	24	2	36/37	27/32	0	339	Opponents	19	10	118	6.2	14	0	0	
					2-PL Conversions:	Moore 2, Team 2-3, Opp. 0-0																
					SACKS:	Harper 7.5, Smith 6.5, Galette 4.5, Casillas 3, McBride 2, Charleston 1, Dunbar 1, Humber 1, Jenkins 1, Tom Johnson 1, Jordan 1, Shanle 1, Torrence 1, Wilson 1, Ellis 0.5, Saints 33, Opp. 24																
					FUM/LOST:	Brees 1/1, Colston 1/1, Graham 1/1, Henderson 1/0, Ingram 1/1, P. Thomas 1/1																
					RUSHING	No	Yds	Avg	LG	TD												
					Sproles	87	603	6.9	36	2												
					P. Thomas	110	562	5.1	33	5												
					Ingram	122	474	3.9	35	5												
					Ivory	79	374	4.7	35	1												
					Brees	21	86	4.1	20	1												
					Meachem	4	18	4.5	8	0												
					Henderson	1	9	9.0	9	0												
					Collins	4	4	1.0	2	2												
					Daniel	3	-3	-1.0	-1	0												
					Team	431	2127	4.9	36	16												
					Opponents	351	1738	5.0	69	11												
					Receiving	No	Yds	Avg	Long	TD												
					Graham	99	1310	13.2	59	11												
					Sproles	86	710	8.3	39	7												
					Colston	80	1143	14.3	50	8												
					Moore	52	627	12.1	47	8												
					P. Thomas	50	425	8.5	57	1												
					Meachem	40	620	15.5	67	6												
					Henderson	32	503	15.7	79	2												
					Collins	11	50	4.5	14	2												
					Ingram	11	46	4.2	9	0												
					D. Thomas	5	16	3.2	8	0												
					Gilmore	3	20	6.7	9	1												
					Arrington	2	31	15.5	17	0												
					Higgins	1	4	4.0	4	0												
					Team	472	5505	11.7	79	46												
					Opponents	362	4413	12.2	72	24												
					PASSING	Att	Cmp	Yds	Cmp%	Yds/Att	TD	TD%	Int	Int%	Long	Sack/Lost	Rating					
					Brees	657	468	5476	71.2	8.33	46	7.0	14	2.1	79	24/158	110.6					
					Daniel	5	4	29	80.0	5.80	0	0.0	0	0.0	14	0/0	90.8					
					Team	662	472	5505	71.3	8.32	46	6.9	14	2.1	79	24/158	110.5					
					Opponents	626	362	4413	57.8	7.05	24	3.8	9	1.4	72	33/256	86.4					

## 2011 NFC SOUTH STANDINGS

### Saints Finish: 1st Place

Team	W	L	T	Pct
New Orleans	13	3	0	.813
Atlanta	10	6	0	.625
Carolina	6	10	0	.375
Tampa Bay	4	12	0	.250



## FINISH: 2nd-NFC SOUTH

Date	W/L	Score	Opponent	Attendance	:SCORING	Td	Ru	Pa	Rt	PAT	Fg	S	TP	INTERCEPTIONS	NO.	YDS	AVG	LONG	TD		
09/08	W	23-17	ATLANTA	72,348	:Hartley	0	0	0	0	41/41	22/30	0	17	:Lewis	4	34	8.5	20	0		
09/15	W	16-14	at Tampa Bay	60,870	J. Graham	16	0	16	0			0	96	M. Jenkins	2	35	17.5	31	1		
09/22	W	31-7	ARIZONA	73,057	:Colston	5	0	5	0			0	30	:White	1	43	43.0	43	0		
09/30	W	31-17	MIAMI	73,118	:Stills	5	0	5	0			0	30	:Vaccaro	1	29	29.0	29	0		
10/06	W	26-18	at Chicago	62,361	:Thomas	5	2	3	0			0	30	:Greer	1	22	22.0	22	0		
10/13	L	27-30	at New England	68,756	:Sproules	4	2	2	0			0	24	:Herring	1	6	6.0	6	0		
10/27	W	35-17	BUFFALO	72,405	:Brees	3	3	0	0			0	18	:Carr	1	0	0.0	0	0		
11/03	L	20-26	at NY Jets	76,957	S. Graham	0	0	0	0	7/7	2/2	0	13	:Harper	1	0	0.0	0	0		
11/10	W	49-17	DALLAS	73,018	:Meachem	2	0	2	0			0	12	:Team	12	169	14.1	43	0		
11/17	W	23-20	SAN FRANCISCO	73,025	:Moore	2	0	2	0			0	12	:Opponents	12	117	9.8	85t	1		
11/21	W	17-13	at Atlanta	70,422	:Watson	2	0	2	0			0	12								
12/02	L	7-34	at Seattle	68,387	:Cadet	1	0	1	0			0	6	:PUNTING	No.	Yds	Avg	Net	TB In Lg B		
12/08	W	31-13	CAROLINA	73,089	:Collins	1	1	0	0			0	6	:Morstead	61	2859	46.9	42.3	5	25	61
12/15	L	16-27	at St. Louis	58,442	:Hill	1	0	1	0			0	6	:Team	61	2859	46.9	42.3	5	25	61
12/22	L	13-17	at Carolina	73,825	:Ingram	1	1	0	0			0	6	:Opponents	83	3853	46.4	43.4	3	27	60
12/29	W	42-17	TAMPA BAY	73,150	K. Robinson	1	1	0	0			0	6								

TEAM STATISTICS	N.O.	OPP
<b>Total First Downs</b>	<b>359</b>	<b>274</b>
Rushing	87	82
Passing	244	168
Penalty	28	24
3rd Down: Made/Att	97/221	69/190
4th Down: Pct	43.9	34.7
4th down: Made/Att	9/19	4/14
4th down: Pct	47.4	28.6
<b>POSSESSION AVG.</b>	<b>32:41</b>	<b>33:19</b>
<b>TOTAL NET YARDS</b>	<b>6391</b>	<b>4891</b>
Avg. Per Game	399.4	305.7
Total Plays	1079	942
Avg. Per Play	5.9	5.3
<b>NET YARDS RUSHING</b>	<b>1473</b>	<b>1786</b>
Avg. Per Game	92.1	111.6
Total Rushes	391	387
<b>NET YARDS PASSING</b>	<b>4918</b>	<b>3105</b>
Avg. Per Game	307.4	194.1
Sacked/Yards Lost	37/244	49/336
Gross Yards	5162	3441
Att./Completions	651/446	507/304
Completion Pct.	68.5	60
Had Intercepted	12	12
<b>PUNTS/AVERAGE</b>	<b>61/46.9</b>	<b>83/46.4</b>
<b>NET PUNTING AVG.</b>	<b>61/42.3</b>	<b>83/43.4</b>
<b>PENALTIES/YARDS</b>	<b>95/817</b>	<b>91/750</b>
<b>FUMBLES/BALL LOSS</b>	<b>12/7</b>	<b>15/7</b>
<b>TOUCHDOWNS</b>	<b>49</b>	<b>33</b>
Rushing	10	11
Passing	39	20
Returns	0	0

SCORE BY PERIODS	Q1	Q2	Q3	Q4	OT	PTS
Team	86	155	70	103	0	414
Opponents	87	112	46	59	0	304

**2-Pt. Conversions: TM 0-1, OPP 1-1**

**SACKS:** Jordan 12.5, Galette 12, Hicks 4.5, Haralson 3.5, Foster 3, Hawthorne 3, M. Jenkins 2.5, T. Johnson 2, Lofton 2, Vaccaro 1, Walker 1, Wilson 1, Dawson 0.5, Humber 0.5. Saints 49. Opponents 37

**FUM/LOST:** Brees 6/2, Sproles 2/2, Thomas 2/1, Moore 1/1, White 1/1

<b>RUSHING</b>	<b>No</b>	<b>Yds</b>	<b>Avg</b>	<b>LG</b>	<b>TD</b>
Thomas	147	549	3.7	18	2
Ingram	78	386	4.9	34	1
K. Robinson	54	224	4.1	25	1
Sproles	53	220	4.2	38	2
Brees	35	52	1.5	16	3
Collins	15	45	3.0	12	1
Stills	3	10	3.3	4	0
Meachem	2	-1	-0.5	4	0
McCown	3	-4	-1.3	-1	0
Hill	1	-8	-8.0	-8	0
<b>Team</b>	<b>391</b>	<b>1473</b>	<b>3.8</b>	<b>38</b>	<b>10</b>
<b>Opponents</b>	<b>387</b>	<b>1786</b>	<b>4.6</b>	<b>52</b>	<b>11</b>

Receiving	No.	Yds	Avg	Long	TD
J. Graham	86	1215	14.1	56	16
Thomas	77	513	6.7	29	3
Colston	75	943	12.6	35	5
Sproules	71	604	8.5	48	2
Moore	71	457	12.4	44	2
Stills	32	641	20.0	76	5
Watson	19	226	11.9	32	2
Meachem	16	324	20.3	60	2
Collins	14	54	3.9	8	0
Ingram	7	68	9.7	23	0
Hill	6	44	7.3	9	1
Toon	4	68	17.0	35	0
Cadet	2	5	2.5	31	1
<b>Team</b>	<b>446</b>	<b>5162</b>	<b>11.6</b>	<b>76</b>	<b>39</b>
<b>Opponents</b>	<b>304</b>	<b>3441</b>	<b>11.3</b>	<b>60</b>	<b>20</b>

PUNT RETURNS	Ret	FC	Yds	Avg	Long	TD
Sproules	29	21	194	6.7	28	0
Moore	2	3	0	0.0	0	0
Cadet	1	1	0	0.0	0	0
<b>Team</b>	<b>32</b>	<b>25</b>	<b>194</b>	<b>6.1</b>	<b>28</b>	<b>0</b>
<b>Opponents</b>	<b>24</b>	<b>12</b>	<b>180</b>	<b>7.5</b>	<b>32</b>	<b>0</b>

KICKOFF RET.	No.	Yds	Avg	Long	TD
Sproules	12	255	21.3	32	0
Cadet	9	239	26.6	82	0
Thomas	1	12	12.0	12	0
<b>Team</b>	<b>22</b>	<b>506</b>	<b>23.0</b>	<b>82</b>	<b>0</b>
<b>Opponents</b>	<b>33</b>	<b>830</b>	<b>25.2</b>	<b>46</b>	<b>0</b>

FIELD GOALS	1-19	20-29	30-39	40-49	50+
Hartley	2/2	5/6	5/8	9/13	1/1
Graham	0/0	1/1	0/0	1/1	0/0
<b>Team</b>	<b>2/2</b>	<b>6/7</b>	<b>5/8</b>	<b>10/14</b>	<b>1/1</b>
<b>Opponents</b>	<b>0/0</b>	<b>9/9</b>	<b>8/8</b>	<b>4/6</b>	<b>3/5</b>

**Hartley:** (48G, 31G, 22G) (44G, 43N, 41G, 27G) (31G) (43N, 29G) (47G, 19G, 36G, 48G) (28G, 39G) (47N, 38N) (43N, 55G, 43G) (37N) (21G, 42G, 31G) (41G) () (19G) (45G, 36P, 26N) () ()

**S. Graham:** 0 0 0 0 0 0 0 0 0 0 0 0 0 0 0  
(40G, 24G) ()

**Team:** (48G, 31G, 22G) 44G, 43N, 41G, 27G)  
(31G) (43N, 29G) (47G, 19G, 36G, 48G)  
(28G, 39G) (47N, 38N) (43N, 55G, 43G)  
(37N) (21G, 42G, 31G) (41G) () (19G) (45G,  
36B, 26N) (40G, 24G) ()

**Opponents:** (23G) (47N) () (34G) (27G) (35G,  
54G, 23G) (50G, 39G) (39G, 21G, 47G, 45G)  
(37G) (55G, 29G) (37G, 24G, 52N) (26G,  
20G) (45G, 24G, 49N) (31G, 35G) (40G)  
(54G)

## 2013 NEC SOUTH STANDINGS

**Saints Finish: 2nd Place**

Carolina	12	4	0	.750
<b>New Orleans</b>	<b>11</b>	<b>5</b>	<b>0</b>	<b>.688</b>
Atlanta	4	12	0	.250
Tampa Bay	4	12	0	.250

PASSING	Att	Cmp	Yds	Cmp%	Yds/Att	TD	TD%	Int	Int%	Long	Sack/Lost	Rating
Brees	650	446	5162	68.6	7.94	39	6.0	12	1.8	76†	37/ 244	104.7
McCown		0	0	0.0	0.00	0	0.0	0	0.0	---	0/ 0	39.6
<b>Team</b>	<b>651</b>	<b>446</b>	<b>5162</b>	<b>68.5</b>	<b>7.93</b>	<b>39</b>	<b>6.0</b>	<b>12</b>	<b>1.8</b>	<b>76†</b>	<b>37/244</b>	<b>104.5</b>
<b>Opponents</b>	<b>507</b>	<b>304</b>	<b>3461</b>	<b>60.0</b>	<b>6.79</b>	<b>20</b>	<b>3.9</b>	<b>12</b>	<b>2.4</b>	<b>60</b>	<b>49/336</b>	<b>83.6</b>

# HISTORICAL PLAYOFF SUMMARIES

## MINNESOTA VIKINGS • 44 SAINTS • 10

### NFC Wild Card Playoff (Jan. 3, 1988) - Louisiana Superdome (68,127)

The Vikings spoiled the Saints' playoff debut by racing out to a 21-point lead at halftime and never looking back in an NFC Wild Card Playoff game in the Superdome. New Orleans struck first when QB **Bobby Hebert** found WR **Eric Martin** for a 10-yard TD pass early in the first quarter, but the Vikings answered with 24 consecutive points. The Saints scored their final points on a 40-yard FG by K **Morten Andersen** late in the first half. A "Hail Mary" TD pass from QB **Wade Wilson** to WR **Hassan Jones** as the second quarter ended pushed the Vikings lead to 31-10. The Saints were held without a rushing first down in the contest while only moving the chains nine times. Minnesota controlled the ball for over 41 minutes, posting 28 first downs and rushing for 210 yards in the victory.

Minnesota Vikings			10	21	3	10	44
New Orleans Saints			7	3	0	0	10
Team	Q	Time	Play Description (Extra Point) (Drive Info)				
NO	1	13:37	Martin 10 pass from Hebert (Andersen kick) (2-11, 0:44)				
MIN	1	8:01	Nelson 42 FG (4-2, 2:05)				
MIN	1	3:07	Carter 84 punt return (Nelson kick)				
MIN	2	11:41	Jordan 5 pass from Wilson (Nelson kick) (10-65, 4:21)				
MIN	2	6:10	Carter 10 pass from Rice (Nelson kick) (7-54, 3:08)				
NO	2	3:06	Andersen 40 FG (8-40, 3:04)				
MIN	2	0:00	Jones 44 pass from Wilson (Nelson kick) (3-35, 0:35)				
MIN	3	1:15	Nelson 32 FG (11-68, 3:10)				
MIN	4	7:14	Nelson 19 FG (13-54, 8:27)				
MIN	4	1:46	Dozier 8 run (Nelson kick) (10-60, 4:20)				

#### RUSHING

**MIN:** D. Nelson 17-73; Andersen 7-49; Dozier 8-45, 1 TD; Fenney 7-20; Rice 4-10; Kramer 2-5; W. Wilson 2-5; Gannon 3-3  
**NO:** Hilliard 8-39; Mayes 3-11; Hebert 2-2; Jordan 1-1

#### PASSING

**MIN:** Wilson 20-11-0, 189 yards, 2 TDs; Kramer 9-5-0, 50 yards; Rice 1-1-0, 10 yards, 1 TD  
**NO:** Hebert 19-9-2, 84 yards, 1 TD; Wilson 12-2-2, 20 yards

#### RECEIVING

**MIN:** Carter 6-79, 1 TD; D. Nelson 2-56; Lewis 2-27; Jordan 2-17, 1 TD; Rice 2-17; Jones 1-44, 1 TD; Gustafson 1-12; Anderson 1-(-3)  
**NO:** Brenner 2-33; Hill 2-15; Hilliard 2-15; Pattison 2-18; Tice 2-13; Martin 1-10, 1 TD

	MIN	NO
Total First Downs	28	9
Total Net Yards	417	149
Rushes-Yards	50-210	14-53
Net Yards Passing	207	96
Passing (A-C-I)	30-17-0	31-11-4
Sacked-Yards	6-42	2-8
Punts-Average	3-32	6-44.2
Fumbles-Lost	4-2	0-0
Penalties-Yards Lost	6-64	3-2
Time of Possession	41:18	18:42

## CHICAGO BEARS • 16 SAINTS • 6

### NFC Wild Card Playoff (Jan. 6, 1991) - Soldier Field (60,767)

In a clash between two of the NFL's top defenses, the Bears jumped ahead 10-0 and held off the Saints in an NFC Wild Card Playoff game at Soldier Field. The Bears went up 3-0 on a K **Kevin Butler** 33-yard FG after an interception. Chicago surged ahead by 10 points when QB **Mike Tomczak** connected with TE **James Thornton** on an 18-yard scoring pass. K **Morten Andersen** got the Saints on the scoreboard with a 47-yard FG with 1:38 remaining in the half. An offside call on New Orleans nullified a 61-yard return of a blocked Bears FG attempt in the third quarter. Chicago took advantage on the reprieve, driving to set up a 22-yard field goal to give the Bears a 13-3 advantage midway through the third quarter. The teams traded FGs in the final quarter, with Andersen drilling a 38-yard kick and Butler connecting from 21 yards out to produce the winning margin. Chicago RB **Neal Anderson** rushed 27 times for 102 yards and hauled in four passes for 42 yards as the Bears rolled up 365 total yards to the Saints' 193 yards of offense.

New Orleans Saints			0	3	0	3	6
Chicago Bears			3	7	3	3	16
Team	Q	Time	Play Description (Extra Point) (Drive Info)				
CHI	1	10:06	Butler 19 FG (6-32, 3:22)				
CHI	2	13:08	Thornton 18 pass from Tomczak (Butler kick) (6-62, 4:07)				
NO	2	1:38	Andersen 47 FG (6-18, 2:09)				
CHI	3	7:29	Butler 22 FG (16-60, 8:31)				
NO	4	12:26	Andersen 38 FG (6-61, 4:55)				
CHI	4	6:02	Butler 21 FG (9-68, 6:24)				

#### RUSHING

**NO:** Fenerty 8-29; Fourcade 2-13; Hilliard 4-13; Heyward 4-10  
**CHI:** Anderson 27-102; Muster 12-71; Green 2-8; Tomczak 2-8

#### PASSING

**NO:** Walsh 16-6-1, 74 yards; Fourcade 18-5-2, 79 yards  
**CHI:** Tomczak 25-12-0, 166 yards, 1 TD; Anderson 1-1-0, 22 yards

#### RECEIVING

**NO:** Fenerty 4-22; Martin 2-47; Scales 1-31; Tice 1-19; Brenner 1-17; Perriman 1-11; Turner 1-6  
**CHI:** Anderson 4-42; Thornton 2-43, 1 TD; Gentry 2-41; Morris 2-28; Muster 2-21; Davis 1-13

	NO	CHI
Total First Downs	11	18
Total Net Yards	193	365
Rushes-Yards	18-65	43-189
Net Yards Passing	128	176
Passing (A-C-I)	34-11-3	26-13-0
Sacked-Yards Lost	2-25	2-12
Punts-Average	3-30	2-27.5
Fumbles-Lost	1-0	2-1
Penalties-Yards Lost	2-10	7-57
Time of Possession	22:29	37:31

OWNERSHIP

FOOTBALL

ADMINISTRATION

RECORDS

HISTORY

# HISTORICAL PLAYOFF SUMMARIES

## ATLANTA FALCONS • 27 SAINTS • 20

### NFC Wild Card Playoff (Dec. 28, 1991) - Louisiana Superdome (68,794)

Atlanta posted 10 points in the final quarter – including a 61-yard TD grab by WR **Michael Haynes** – to defeat the Saints, 27-20, in a Wild Card clash between division rivals. A TD pass from QB **Bobby Hebert** to WR **Floyd Turner** gave New Orleans a 7-0 advantage and K **Morten Andersen** increased the lead with a 45-yard FG. The Falcons got on the board when QB **Chris Miller** found WR **Andre Rison** for a 24-yard TD pass in the second quarter. K **Norm Johnson's** 44-yard FG with 0:37 left in the first half tied the score, but the Saints responded with a 35-yard FG by Andersen for a 13-10 advantage at halftime. Atlanta surged ahead with a TD early in the third quarter, but the Saints came back with RB **Dalton Hilliard's** one-yard TD plunge. A 36-yard FG by Johnson tied it up, and Haynes' long TD with 2:41 left provided the winning margin. Hebert was intercepted with 1:10 left at the Atlanta 35.

Atlanta Falcons				0	10	7	10	27
New Orleans Saints				7	6	0	7	20
Team	Q	Time	Play Description (Extra Point) (Drive Info)					
NO	1	8:57	Turner 26 pass from Hebert (Andersen kick) (11-78, 6:03)					
NO	2	11:37	Andersen 45 FG (6-24, 3:19)					
ATL	2	5:28	Rison 24 pass from Miller (Johnson kick) (11-80, 6:11)					
ATL	2	0:37	Johnson 44 FG (10-37, 2:13)					
NO	2	0:00	Andersen 35 FG (4-41, 0:37)					
ATL	3	9:59	Haynes 20 pass from Miller (Johnson kick) (9-84, 5:01)					
NO	4	14:10	Hilliard 1 run (Andersen kick) (19-80, 10:49)					
ATL	4	7:43	Johnson 36 FG (11-45, 6:27)					
ATL	4	2:41	Haynes 61 pass from Miller (Johnson kick) (5-80, 1:53)					

RUSHING		PASSING		RECEIVING	
ATL:	Rozier 7-35; Pegram 11-26; Miller 4-18	ATL:	Miller 30-18-1, 291 yards, 3 TDs	ATL:	Haynes 6-144, 2 TDs; Pritchard 5-63; Rison 4-56, 1 TD; Thomas 1-19; Pegram 1-5; Dixon 1-4
NO:	McAfee 14-49; Hebert 1-9; Hilliard 4-5, 1 TD; Jordan 3-2	NO:	Hebert 44-26-2, 273 yards, 1 TD	NO:	Martin 7-83; Turner 5-75, 1 TD; Early 5-41; Hilliard 5-33; Carroll 2-23; Tice 1-13; Jordan 1-5

## PHILADELPHIA EAGLES • 36 SAINTS • 20

### NFC Wild Card Playoff (Jan. 3, 1993) - Louisiana Superdome (68,893)

The Philadelphia Eagles rallied from a 20-7 deficit to defeat the Saints, 36-20, in an NFC Wild Card Playoff game at the Superdome. The Saints took a 7-0 lead in the first quarter when **Craig Heyward** scored on a one-yard run. The Eagles tied the game on a 57-yard TD pass but the Saints got a 17-7 halftime lead on a **Bobby Hebert** scoring pass and a 35-yard FG by K **Morten Andersen**. Andersen drilled another FG in the third quarter, but Philadelphia pulled to 20-10 on a **Roger Ruzek** 40-yard FG. The Eagles grabbed a 24-20 lead with TDs on their first two possessions of the fourth quarter and Hebert was sacked for a safety by DE **Reggie White**. Ruzek boot- ed a 39-yard FG and CB **Eric Allen** returned a INT for another score in the final minutes.

Philadelphia Eagles				7	0	3	26	36
New Orleans Saints				7	10	3	0	20
Team	Q	Time	Play Description (Extra Point) (Drive Info)					
NO	1	9:20	Heyward 1 run (Andersen kick) (8-73, 5:40)					
PHI	1	3:22	Barnett 57 pass from Cunningham (Ruzek kick) (4-80, 2:15)					
NO	2	8:18	Andersen 35 FG (13-71, 7:07)					
NO	2	4:14	Early 7 pass from Hebert (Andersen kick) (4-53, 2:25)					
NO	3	6:28	Andersen 42 FG (5-44, 3:25)					
PHI	3	1:01	Ruzek 40 FG (9-39, 4:05)					
PHI	4	10:37	Barnett 35 pass from Cunningham (Ruzek kick) (9-64, 4:08)					
PHI	4	6:48	Sherman 6 run (Ruzek kick) (5-26, 3:27)					
PHI	4	5:36	Hebert sacked by White for a safety					
PHI	4	2:36	Ruzek 39 FG (7-40, 3:00)					
PHI	4	2:17	Allen 18 interception return (Ruzek kick)					

RUSHING		PASSING		RECEIVING	
PHI:	Sherman 21-105, 1 TD; Cunningham 2-19; Walker 5-12	PHI:	Cunningham 35-19-0, 219 yards, 2 TDs	PHI:	Byars 6-37; Barnett 4-102, 2 TDs; Williams 4-36; Sherman 3-29; Green 1-14; Walker 1-1
NO:	Dunbar 4-28; Heyward 10-23, 1 TD; Hebert 3-18; Hilliard 3-7	NO:	Hebert 39-23-3, 291 yards, 1 TD	NO:	Early 7-93, 1 TD; Martin 5-64; Dunbar 4-49; Heyward 3-45; Brenner 2-24; Hilliard 1-10; Small 1-6

# HISTORICAL PLAYOFF SUMMARIES

SAINTS • 31 ST. LOUIS RAMS • 28

## NFC Wild Card Playoff (Dec. 30, 2000) - Louisiana Superdome (64,900)

The Saints earned the first playoff win in franchise history by jumping ahead to a commanding lead early by scoring 31 unanswered points and weathering a late St. Louis rally at the Superdome. After a St. Louis TD in the first quarter, the Saints scored on five of their next nine possessions. QB **Aaron Brooks** found WR **Robert Wilson** for a 12-yard TD pass and K **Doug Brien** hit a 33-yard FG for a 10-7 lead. Brooks then connected with WR **Willie Jackson** on TD passes of 10, 49 and 16 yards for a 31-7 lead with 11:57 left. The Rams mounted a comeback as QB **Kurt Warner** threw two TD passes and ran for another TD to pull St. Louis within three points. The Saints were forced to punt with 1:51 remaining, but the return was muffed by WR **Az-Zahir Hakim**. FB **Brian Milne** recovered the loose ball to seal the win. Jackson tied an NFL Playoff record with three TD catches as part of a six-catch, 142-yard day.

St. Louis Rams  
New Orleans Saints

Team	Q	Time	Play Description (Extra Point) (Drive Info)
STL	1	5:58	Bruce 17 pass from Warner (Wilkins kick) (11-68, 6:55)
NO	2	14:56	Wilson 12 pass from Brooks (Brien kick) (11-70, 6:02)
NO	2	1:30	Brien 33 FG (4-5, 0:51)
NO	3	8:40	Jackson 10 pass from Brooks (Brien kick) (7-45, 3:23)
NO	4	13:22	Jackson 49 pass from Brooks (Brien kick) (5-74, 2:55)
NO	4	11:57	Jackson 16 pass from Brooks (Brien kick) (1-16, 0:05)
STL	4	9:36	Proehl 17 pass from Warner (run failed) (4-80, 2:21)
STL	4	3:52	Faulk 25 pass from Warner (Wilkins kick) (3-62, 0:48)
STL	4	2:36	Warner 5 run (Faulk pass from Warner) (5-47, 1:07)

28  
31

V-H  
7-0  
7-7  
7-10  
7-17  
7-24  
7-31  
13-31  
20-31  
28-31

	STL	NO
Total First Downs	17	17
Total Net Yards	384	301
Rushes-Yards	16-34	32-50
Net Yards Passing	350	251
Passing (A-C-I)	40-24-3	29-16-1
Sacked-Yards	2-7	6-12
Punts-Average	5-43.0	6-41.0
Fumbles-Lost	3-2	4-1
Penalties-Yards Lost	9-60	5-40
Time of Possession	28:29	31:31

### RUSHING

STL: Faulk 14-24; Warner 1-5, 1 TD;  
Watson 1-5  
NO: Brooks 10-26; Allen 16-21;  
Morton 2-5; Moore 3-1; Jackson 1-(-3)

### PASSING

STL: Warner 40-24-3, 365 yards, 3 TDs  
NO: Brooks 29-16-1, 266 yards, 4 TDs

### RECEIVING

STL: Bruce 7-127, 1 TD; Faulk 7-99, 1 TD; Proehl 3-46, 1 TD; Williams 3-25; Hakim 2-42; Holt 2-26  
NO: Jackson 6-142, 3 TDs; Wilson 3-41, 1 TD; Reed 3-27; Morton 2-34; A. Glover 1-16; Allen 1-6

MINNESOTA VIKINGS • 34 SAINTS • 16

## NFC Divisional Playoff (Jan. 6, 2001) - Metrodome (63,881)

The Vikings raced out to a 21-point lead on the way to a 34-16 victory in the NFC Divisional Playoff game at the Metrodome. Minnesota QB **Daunte Culpepper** found WR **Randy Moss** for a 53-yard TD pass on the Vikings' opening series. The Saints pulled to 7-3, but Vikings K **Gary Anderson** hit a 24-yard FG and Culpepper connected with WR **Cris Carter** for a 17-yard TD to give Minnesota a 17-3 lead at halftime. The Vikings opened the second half with a 68-yard TD pass from Culpepper to Moss. The Saints added a TD pass from QB **Aaron Brooks** to TE **Dave Stachelski** to pull to 24-10, but the Vikings' Anderson hit a 44-yard FG and RB **Robert Smith** scored on a two-yard run for a 34-10 margin. New Orleans scored the game's final points as Brooks found WR **Willie Jackson** for a 48-yard TD pass with 2:19 left. Saints RB **Chad Morton** caught a then-NFL postseason record-tying 13 passes for 106 yards and Jackson added nine grabs for 125 yards.

New Orleans Saints  
Minnesota Vikings

Team	Q	Time	Play Description (Extra Point) (Drive Info)
MIN	1	11:57	Moss 53 pass from Culpepper (Anderson kick) (3-64, 1:20)
NO	1	7:46	Brien 33 FG (10-65, 4:11)
MIN	1	1:36	Anderson 24 FG (12-67, 6:10)
MIN	2	1:29	Carter 17 pass from Culpepper (Anderson kick) (7-73, 3:40)
MIN	3	13:33	Moss 68 pass from Culpepper (Anderson kick) (3-77, 1:27)
NO	3	9:33	Stachelski 2 pass from Brooks (Brien kick) (8-83, 4:00)
MIN	3	4:31	Anderson 44 FG (10-50, 5:02)
MIN	4	10:46	Smith 2 run (Anderson kick) (8-29, 4:32)
NO	4	2:19	Jackson 48 pass from Brooks (pass failed) (3-66, 0:58)

16  
34

0-7  
3-7  
3-10  
3-17  
3-24  
10-24  
10-27  
10-34  
16-34

	NO	MIN
Total First Downs	19	18
Total Net Yards	355	429
Rushes-Yards	17-49	32-127
Net Yards Passing	286	302
Passing (A-C-I)	48-30-2	31-17-0
Sacked-Yards	2-9	0-0
Punts-Average	5-39.0	5-45.0
Fumbles-Lost	0-0	1-0
Penalties-Yards Lost	7-40	5-60
Time of Possession	27:49	32:11

### RUSHING

NO: Brooks 5-29; Morton 5-25;  
Williams 6-14; Allen 1-1  
MIN: Smith 25-74, 1 TD; Culpepper 4-51; Morrow 3-2

### PASSING

NO: Brooks 48-30-2, 295 yards, 2 TDs  
MIN: Culpepper 31-17-0, 302 yards, 3 TDs

### RECEIVING

NO: Morton 13-106; Jackson 9-125, 1 TD; Reed 2-29; Poole 2-12; Wilson 1-14; A. Glover 1-5; Stachelski 1-2, 1 TD  
MIN: Carter 8-120, 1 TD; Moss 2-121, 2 TDs; Smith 2-25; Kleinsasser 2-18; Walters 1-7; Jordan 1-6; McWilliams 1-5

OWNERSHIP

FOOTBALL

ADMINISTRATION

RECORDS

HISTORY

## HISTORICALPLAYOFFSUMMARIES

## SAINTS • 27 PHILADELPHIA EAGLES • 24

## NFC Divisional Playoff (Jan. 13, 2007) - Louisiana Superdome (70,001)

RB **Deuce McAllister** set a team playoff record with 143 rushing yards in leading the Saints to a come-from-behind victory over Philadelphia in the NFC Divisional Playoffs. McAllister, making his first NFL postseason appearance, rushed for one touchdown and caught another. New Orleans took the early lead after a pair of field goals, but Philadelphia struck on a 75-yard touchdown pass in the second quarter. The Saints responded with a lengthy drive capped by a four-yard TD burst by RB **Reggie Bush**, but the Eagles took a lead into halftime after an 80-yard touchdown drive. Philadelphia RB **Brian Westbrook** shook loose for a 65-yard touchdown run to open the second half, giving the Eagles a 21-13 advantage. But McAllister put the Saints ahead by capping the next two drives with a five-yard scoring run and an 11-yard TD reception. Philadelphia would add a field goal in the final quarter, but the Saints forced a punt on the Eagles' final possession, and the offense picked up a key first down to run out the clock and preserve the victory.

Philadelphia Eagles			0	14	7	3	24
New Orleans Saints			3	10	14	0	27
Team	Qtr	Time	Play Description (Extra Point) (Drive Info)				
NO	1	9:24	Carney 33 FG (5-35, 2:05)				
NO	2	14:46	Carney 23 FG (6-59, 1:33)				
PHI	2	13:38	Stallworth 75 pass from Garcia (Akers kick) (3-76, 1:08)				
NO	2	5:19	Bush 4 run (Carney kick) (14-78, 8:19)				
PHI	2	0:50	Westbrook 1 run (Akers kick) (11-80, 4:29)				
PHI	3	13:25	Westbrook 62 run (Akers kick) (3-80, 1:35)				
NO	3	9:36	McAllister 5 run (Carney kick) (7-63, 3:49)				
NO	3	1:05	McAllister 11 pass from Brees (Carney kick) (9-84, 6:21)				
PHI	4	11:08	Akers 24 FG (9-64, 4:57)				

	PHI	NO
Total First Downs	14	27
Total Net Yards	365	435
Rushes-Yards	20-123	37-208
Net Yards Passing	232	227
Passing (A-C-I)	30-15-0	32-20-0
Sacked-Yards	1-8	3-16
Punts-Average	6-38.5	3-40.3
Fumbles-Lost	1-0	2-1
Penalties-Yards Lost	6-39	3-35
Time of Possession	24:36	35:24

## RUSHING

PHI: Westbrook 13-116, 2 TDs;  
Garcia 4-9; Buckhalter 3-(2)  
NO: McAllister 21-143, 1 TD; Bush  
12-52, 1 TD; Weatherford 1-15;  
Brees 3-(2)

## PASSING

PHI: Garcia 30-15-0, 240 yards, 1 TD  
NO: Brees 32-20-0, 243 yards, 1 TD

## RECEIVING

PHI: Stallworth 3-100, 1 TD; Brown  
3-76; Westbrook 3-5; Smith 2-23;  
Baskett 1-25; Buckhalter 1-8;

Schobel 1-5; Tapeh 1-2

NO: Colston 5-55; Miller 4-64;  
McAllister 4-20, 1 TD; Bush 3-22;  
Henderson 1-35; Campbell 1-23;  
Owens 1-21; Copper 1-3

## CHICAGO BEARS • 39 SAINTS • 14

## NFC Conference Championship (Jan. 21, 2007) - Soldier Field (61,817)

In the club's first appearance in the NFC Championship Game, after trailing 16-0 the Saints sliced the Bears' lead to two points and were behind by only four early in the fourth quarter, but four turnovers proved too difficult to overcome. A fumble led to Chicago's first field goal late in the first quarter, and another fumble on the ensuing kickoff added another three-pointer for the Bears a few minutes later. Chicago would drive for a field goal in the second quarter to go ahead 9-0 and march for a TD on its next drive to take a 16-0 lead. The Saints would get on the scoreboard when WR **Marques Colston** hauled in a 13-yard touchdown with 51 seconds remaining in the first half. Chicago's lead shrunk to 16-14 when RB **Reggie Bush** scored on an 88-yard TD early in the second half. But QB **Drew Brees** was flagged for intentional grounding in the end zone for a safety later in the third quarter, and the Bears wore down the Saints in the fourth quarter following a pair of New Orleans turnovers and after the Saints failed to convert on two fourth-down attempts.

New Orleans Saints			0	7	7	0	14
Chicago Bears			3	13	2	21	39
Team	Q	Time	Play Description (Extra Point) (Drive Info)				
CHI	1	0:41	Gould 19 FG (11-35, 4:44)				
CHI	2	13:40	Gould 43 FG (4-5, 1:53)				
CHI	2	8:52	Gould 24 FG (8-43, 3:25)				
CHI	2	1:56	Jones 2 run (Gould kick) (8-69, 3:55)				
NO	2	0:46	Colston 13 pass from Brees (Carney kick) (8-73, 1:10)				
NO	3	12:20	Bush 88 pass from Brees (Carney kick) (2-93, 0:53)				
CHI	3	5:27	Penalty on Brees enforced in end zone for a Safety				
CHI	4	14:23	Berrian 33 pass from Grossman (Gould kick) (5-85, 2:24)				
CHI	4	11:37	Benson 12 run (Gould kick) (4-26, 2:04)				
CHI	4	4:19	Jones 15 run (Gould kick) (5-30, 3:02)				

## RUSHING

NO: Bush 4-19; McAllister 6-18;  
Karney 1-11; Brees 1-8  
CHI: Jones 19-123, 2 TDs; Benson 24-  
60, 1 TD; Davis 1-16

## PASSING

NO: Brees 49-27-1, 354 yards, 2 TDs  
CHI: Grossman 26-11-0, 144 yards,  
1 TD

## RECEIVING

NO: Bush 7-132, 1 TD; Colston 5-63, 1  
TD; Miller 4-31; Copper 3-29; McAllister  
3-27; Henderson 2-57; Campbell 2-6;  
Karney 1-9  
CHI: Berrian 5-85; 1 TD; McKie 3-6; Clark  
1-30; Muhammad 1-20; Gilmore 1-3

# HISTORICAL PLAYOFF SUMMARIES

## SAINTS • 45 ARIZONA CARDINALS • 14

### NFC Divisional Playoff (Jan. 16, 2010) - Louisiana Superdome (70,149)

The Saints punched a ticket to their second NFC Championship appearance in four years by throttling the Cardinals. New Orleans survived a 70-yard rushing score by Arizona on the first play of the game to score three straight first quarter touchdowns, including runs by RBs **Lynell Hamilton** and **Reggie Bush** and a 17-yard TD pass from QB **Drew Brees** to TE **Jeremy Shockey**. After Arizona RB **Beanie Wells** closed the score to 21-14 with a second quarter four-yard TD run, the Saints ran up 24 more unanswered points, punctuated by an 83-yard punt return for a score by Bush. After giving up the initial touchdown run, the Saints defense would only allow 31 more yards on the ground and forced two turnovers. The Saints controlled the ball for over 36 minutes and rolled up 27 first downs and 418 yards in the win.

Arizona Cardinals			7	7	0	0	14
New Orleans Saints			21	14	10	0	45
Team	Q	Time	Play Description (Extra Point) (Drive Info)				
ARZ	1	14:41	Hightower 70 run (Rackers kick) (1-70, 0:19)				
NO	1	9:17	Hamilton 1 run (Hartley kick) (10-72, 5:24)				
NO	1	7:02	Shockey 17 pass from Brees (Hartley kick) (4-37, 1:58)				
NO	1	2:31	Bush 46 run (Hartley kick) (5-77, 2:54)				
ARZ	2	9:40	Wells 4 run (Rackers kick) (9-80, 5:07)				
NO	2	6:48	Henderson 44 pass from Brees (Hartley kick) (6-83, 2:52)				
NO	2	1:10	Colston 2 pass from Brees (Hartley kick) (8-27, 4:38)				
NO	3	8:26	Hartley 43 FG (6-39, 2:10)				
NO	3	6:42	Bush 83 punt return (Hartley kick)				

	ARZ	NO
Total First Downs	15	27
Total Net Yards	389	418
Rushes-Yards	15-101	34-171
Net Yards Passing	288	247
Passing (A-C-I)	36-24-1	32-23-0
Sack-Yards	1-8	0-0
Punts-Average	6-43.5	4-42.8
Fumbles-Lost	3-1	0-0
Penalties-Yards Lost	3-22	6-44
Time of Possession	23:33	36:27

#### RUSHING

**ARZ:** Hightower 6-87, 1 TD; Wells 5-7, 1 TD; Stephens-Howling 2-4; Wright 1-3; Warner 1-0  
**NO:** Bush 5-84, 1 TD; P.Thomas 13-52; Hamilton 5-23, 1 TD; Bell 6-11; Meachem 1-4; D.Thomas 1-0; Brees 3-(-3)

#### PASSING

**ARZ:** Warner 26-17-1, 205 yards; Leinart 10-7-0, 61 yards  
**NO:** Brees 32-23-0, 247 yards, 3 TDs

#### RECEIVING

**ARZ:** Doucet 8-68; Fitzgerald 6-77; Breaston 4-52; Hightower 3-27; Urban 2-34; Becht 1-8  
**NO:** Colston 6-83, 1 TD; Henderson 4-80, 1 TD; Bush 4-24; P.Thomas 4-18; Shockey 3-36, 1 TD; Moore 2-6

## SAINTS • 31 MINNESOTA VIKINGS • 28 (OT)

### NFC Conference Championship (Jan. 24, 2010) - Louisiana Superdome (71,276)

K **Garrett Hartley** hit a 40-yard field goal straight through the uprights in overtime to give the Saints a 31-28 victory and the club's first trip to the Super Bowl. The Vikings took an early 7-0 lead on a 19-yard TD run by RB **Adrian Peterson**. The Saints tied the score when QB **Drew Brees** threw a screen to RB **Pierre Thomas**, which he took 38 yards for a TD. The Vikings took the lead back at the end of the first quarter on a five-yard scoring pass from QB **Brett Favre** to WR **Sidney Rice**. New Orleans took their first lead in the third quarter following a nine-yard TD pass from Brees to WR **Devery Henderson** and a nine-yard scoring run by Thomas. Peterson would run for two more TDs and CB **Tracy Porter** picked off Favre at the end of the fourth quarter to force overtime. The Saints opened up overtime with possession and scored on the drive.

Minnesota Vikings			14	0	7	7	0	28
New Orleans Saints			7	7	7	7	3	31
Team	Q	Time	Play Description (Extra Point) (Drive Info)					V-H
MIN	1	9:35	Peterson 19 run (Longwell kick) (10-80, 5:25)					7-0
NO	1	6:30	P.Thomas 38 pass from Brees (Hartley kick) (7-76, 3:05)					7-7
MIN	1	2:11	Rice 5 pass from Favre (Longwell kick) (10-73, 4:19)					14-7
NO	2	10:30	Henderson 9 pass from Brees (Hartley kick) (7-64, 2:51)					14-14
NO	3	12:56	P.Thomas 9 run (Hartley kick) (4-37, 2:04)					14-21
MIN	3	7:35	Peterson 1 run (Longwell kick) (9-80, 5:21)					21-21
NO	4	12:39	Bush 5 pass from Brees (Hartley kick) (3-7, 1:31)					21-28
MIN	4	4:58	Peterson 2 run (Longwell kick) (7-57, 2:59)					28-21
NO	OT	10:15	Hartley 40 FG (10-39, 4:45)					28-31

	MIN	NO
Total First Downs	31	15
Total Net Yards	475	257
Rushes-Yards	36-165	23-68
Net Yards Passing	310	189
Passing (A-C-I)	46-28-2	31-17-0
Sack-Yards	0-0	1-8
Punts-Average	4-39.0	7-51.3
Fumbles-Lost	6-3	1-1
Penalties-Yards Lost	5-32	2-14
Time of Possession	36:49	27:56

#### RUSHING

**MIN:** Peterson 25-122, 3 TDs; Taylor 6-28; Harvin 4-15; Favre 1-0  
**NO:** P.Thomas 14-61, 1 TD; Bush 7-8; Brees 1-0; Hamilton 1-(-1)

#### PASSING

**MIN:** Favre 46-28-2, 310 yards, 1 TD  
**NO:** Brees 31-17-0, 197 yards, 3 TDs

#### RECEIVING

**MIN:** Berrian 9-102; Harvin 5-38; Shiancoe 4-83; Rice 4-43, 1 TD; Taylor 3-18; Peterson 2-14; Kleinsasser 1-12  
**NO:** Henderson 4-39, 1 TD; D.Thomas 3-32; P.Thomas 2-38, 1 TD; Bush 2-33, 1 TD; Colston 2-22; Meachem 2-19; Shockey 1-9; Moore 1-5

OWNERSHIP

FOOTBALL

ADMINISTRATION

RECORDS

HISTORY

# HISTORICAL PLAYOFF SUMMARIES

## SAINTS • 31 INDIANAPOLIS COLTS • 17

### Super Bowl XLIV (Feb. 7, 2010) - Sun Life Stadium (74,059)

Leading 24-17 and trying to stop the Colts offense, CB **Tracy Porter** intercepted a **Peyton Manning** pass and raced 74 yards for a touchdown that gave the Saints their first Super Bowl title. The Saints staved off two consecutive Colts drives that gave them an early 10-0 lead and responded with two long field goals by K **Garrett Hartley**. The Saints started the second half with a surprise onside kick, which was recovered by S **Chris Reis** and would lead to a 16-yard pass play on a screen from QB **Drew Brees** to RB **Pierre Thomas** to take a 13-10 lead. The Colts took the lead back midway through the third quarter on a four-yard run by RB **Joseph Addai**. New Orleans struck back with their first of 18 unanswered points when Hartley kicked his third field goal, a 47-yarder to put the Saints within one point near the end of the third quarter. The Saints took the lead for good late in the fourth quarter when Brees found TE **Jeremy Shockey** for a two-yard TD, followed by a two-point conversion on a pass play to WR **Lance Moore**.

New Orleans Saints			0	6	10	15	31
Indianapolis Colts			10	0	7	0	17
Team	Q	Time	Play Description (Extra Point) (Drive Info)				
IND	1	7:29	Stover 38 FG (11-53, 5:53)				
IND	1	0:36	Garcon 19 pass from Manning (Stover kick) (11-96, 4:36)				
NO	2	9:34	Hartley 46 FG (11-60, 6:02)				
NO	2	0:00	Hartley 44 FG (5-26, 0:35)				
NO	3	11:41	P.Thomas 16 pass from Brees (Hartley kick) (6-58, 3:19)				
IND	3	6:15	Addai 4 run (Stover kick) (10-76, 5:26)				
NO	3	2:01	Hartley 47 FG (8-37, 4:14)				
NO	4	5:42	Shockey 2 pass from Brees (Brees-Moore pass) (9-59, 4:57)				
NO	4	3:12	Porter 74 interception return (Hartley kick)				

	NO	IND
Total First Downs	20	23
Total Net Yards	332	432
Rushes-Yards	18-51	19-99
Net Yards Passing	281	333
Passing (A-C-I)	39-32-0	45-31-1
Sacked-Yards	1-7	0-0
Punts-Average	2-44.0	2-45.0
Fumbles-Lost	0-0	0-0
Penalties-Yards Lost	3-19	5-45
Time of Possession	30:11	29:49

**RUSHING**  
**NO:** P.Thomas 9-30; Bush 5-25; Bell 2-4; Brees 1-(-1); Henderson 1-(-7)  
**IND:** Addai 13-77, 1 TD; Brown 4-18; Hart 2-4

**PASSING**  
**NO:** Brees 39-32-0, 288 yards, 2 TDs  
**IND:** Manning 45-31-1, 333 yards, 1 TD

**RECEIVING**  
**NO:** Colston 7-83; Henderson 7-63; P.Thomas 6-55, 1 TD; Bush 4-38; Shockey 3-13, 1 TD; Moore 2-21; Meachem 2-6; D.Thomas 1-9  
**IND:** Clark 7-86; Addai 7-58; Collie 6-66; Garcon 5-66, 1 TD; Wayne 5-46; Brown 1-11

## SEATTLE SEAHAWKS • 41 SAINTS • 36

### NFC Wild Card Playoff (Jan. 8, 2011) - Qwest Field (66,336)

Seattle rebounded from 10-0 and 17-7 first half deficits to eventually stake out a 24-20 halftime lead and defeat the Saints 41-36 to end their season. The Saints got off to a quick 10-0 start on a 26-yard field goal by K **Garrett Hartley** and a one-yard touchdown pass from QB **Drew Brees** to FB **Heath Evans**. The Seahawks would outscore the Saints 24-10 in the rest of the first half, powered by three TD passes by QB **Matt Hasselbeck**. The Saints got within four with 9:13 left on a 21-yard field goal by Hartley, but a 67-yard touchdown run by RB **Marshawn Lynch** gave Seattle an 11-point lead with 3:22 left.

New Orleans Saints			10	0	16	36
Seattle Seahawks			7	17	10	7
Team	Q	Time	Play Description (Extra Point) (Drive Info)			
NO	1	11:43	Hartley 26 FG (8-52, 3:17)			
NO	1	6:21	Evans 1 pass from Brees (Hartley kick) (8-35, 4:11)			
SEA	1	3:38	Carlson 11 pass from Hasselbeck (Mare kick) (6-57, 2:43)			
SEA	2	13:38	Jones 5 run (Hartley kick) (10-83, 5:00)			
SEA	2	11:00	Carlson 7 pass from Hasselbeck (Mare kick) (5-70, 2:38)			
SEA	2	7:03	Mare 29 FG (4-8, 1:47)			
SEA	2	1:15	Stokley 45 pass from Hasselbeck (Mare kick) (9-76, 3:48)			
NO	2	0:00	Hartley 22 FG (11-77, 1:15)			
SEA	3	11:48	Williams 38 pass from Hasselbeck (Mare kick) (7-79, 3:12)			
SEA	3	5:27	Mare 39 FG (9-33, 4:12)			
NO	4	13:11	Jones 4 run (Hartley kick) (12-87, 4:42)			
NO	4	9:13	Hartley 21 FG (8-53, 3:27)			
SEA	4	3:22	Lynch 67 run (Mare kick) (2-67, 0:58)			
NO	4	1:30	Henderson 6 pass from Brees (run failed) (9-70, 1:52)			

	NO	SEA
Total First Downs	32	19
Total Net Yards	474	415
Rushes-Yards	22-77	24-150
Net Yards Passing	397	265
Passing (A-C-I)	60-39-0	35-22-1
Sacked-Yards	1-7	2-7
Punts-Average	4-47.8	4-38.8
Fumbles-Lost	2-1	0-0
Penalties-Yards Lost	7-39	6-39
Time of Possession	32:01	27:59

**RUSHING**  
**NO:** Jones 15-59, 2 TDs; Bush 5-12; Brees 2-6  
**SEA:** Lynch 19-131, 1 TD; Forsett 4-20; Hasselbeck 1-(-1)

**PASSING**  
**NO:** Brees 60-39-0, 404 yards, 2 TDs  
**SEA:** Hasselbeck 35-22-1, 272 yards, 4 TDs

**RECEIVING**  
**NO:** Henderson 7-77, 1 TD; Jones 6-61; Bush 5-37; Colston 4-66; Moore 4-49; D. Thomas 4-38; Evans 4-23, 1 TD; Meachem 3-29; Shockey 2-24  
**SEA:** Williams 5-68, 1 TD; Obamau 5-43; Stokley 4-73, 1 TD; Carlson 3-17, 2 TDs; Forsett 2-12; Morrah 1-39; Martin 1-15; Tate 1-5

# HISTORICAL PLAYOFF SUMMARIES

SAINTS • 45 DETROIT LIONS • 28

## NFC Wild Card Playoff (Jan. 7, 2012) - Mercedes-Benz Superdome (70,038)

The Saints rebounded from a 14-10 halftime deficit and set an NFL postseason single-game record with 626 total net yards to defeat Detroit 45-28 in the NFC Wild Card playoff and advance to the divisional round. After the Lions struck first on a 10-yard TD pass from QB **Matthew Stafford** to TE **Will Heller**, the Saints evened the score on a two-yard TD run by RB **Darren Sproles**. Stafford found WR **Calvin Johnson** for a 13-yard TD midway through the second quarter, but the Saints would score 17 unanswered points through the third quarter to take the lead for good. Overall, the Saints would outscore the Lions 35-14 in the second half, powered by three TD passes by QB **Drew Brees** and Sproles' second rushing score and a one-yard rush for a TD by RB **Pierre Thomas**. Two fourth quarter interceptions by CB **Jabari Greer** stifled Stafford, Johnson and the potent Detroit offense, ending their season.

Detroit Lions			7	0	7	7	21
New Orleans Saints			0	10	14	14	28
Team	Q	Time	Play Description (Extra Point) (Drive Info)				
DET	1	10:58	Heller 10 pass from Stafford (Hanson kick) (8-80, 4:02)				
NO	2	14:01	Sproles 2 run (Kasay kick) (11-89, 5:19)				
DET	2	9:11	Johnson 13 pass from Stafford (Hanson kick) (9-87, 4:50)				
NO	2	0:00	Kasay 24 FG (14-78, 5:03)				
NO	3	13:09	Henderson 41 pass from Brees (Kasay kick) (4-78, 1:51)				
NO	3	4:03	Graham 3 pass from Brees (Kasay kick) (13-92, 6:27)				
DET	3	1:08	Stafford 1 run (Hanson kick) (8-80, 2:55)				
NO	4	9:53	Sproles 17 run (Kasay kick) (14-80, 6:15)				
NO	4	7:29	Meachem 56 pass from Brees (Kasay kick) (4-61, 2:14)				
DET	4	4:40	Johnson 12 pass from Stafford (Hanson kick) (9-79, 2:49)				
NO	4	3:36	Thomas 1 run (4-44, 1:04)				

28
45
V-H
7-0
7-7
14-7
14-10
14-17
14-24
21-24
21-31
21-38
28-38
28-45

	DET	NO
Total First Downs	22	34
Total Net Yards	412	626
Rushes-Yards	10-32	36-167
Net Yards Passing	380	459
Passing (A-C-I)	43-28-2	43-33-0
Sacked-Yards	0-0	2-7
Punts-Average	3-42.3	0-0-0
Fumbles-Lost	0-0	2-2
Penalties-Yards Lost	7-64	3-18
Time of Possession	22:24	37:36

RUSHING		PASSING	
DET:	Smith 6-21; Young 1-8; Burleson 1-2; Stafford 2-1	DET:	Stafford 43-28-2, 380 yards, 3 TDs
NO:	P.Thomas 8-66, 1 TD; Sproles 10-51, 2 TDs; Ivory 13-47; Henderson 1-4; Brees 4-(-1)	NO:	Brees 43-33-0, 466 yards, 3 TDs

RECEIVING	
DET:	Johnson 12-211, 2 TDs; Burleson 4-5; Pettigrew 4-49; Young 4-33; Smith 2-10; Heller 1-10, 1 TD; Scheffler 1-7;
NO:	Colston 7-120; Graham 7-55, 1 TD; P.Thomas 6-55; Meachem 4-111, 1 TD; Sproles 4-34; Henderson 2-64, 1 TD; Collins 2-20; Arrington 1-7

SAN FRANCISCO 49ERS • 36 SAINTS • 32

## NFC Divisional Playoff (Jan. 14, 2012) - Candlestick Park (69,732)

After trailing by as many as 17 points, New Orleans rebounded to take a 32-29 fourth quarter lead, but a 14-yard TD pass from QB **Alex Smith** to TE **Vernon Davis** with nine seconds left ended the Saints' season at the hands of San Francisco. The 49ers got off to a 17-0 start but a pair of **Drew Brees** TD passes dropped the halftime deficit to 17-14. A 49ers field goal was the only scoring of the third quarter and following a 37-yard field goal by San Francisco K **David Akers** midway through the final period, the two clubs would score two touchdowns apiece. RB **Darren Sproles** set a postseason single-game NFL receiving record with 15 grabs for 118 yards with a fourth quarter 44-yard touchdown.

New Orleans Saints 0			14	0	18	32
San Francisco 49ers			14	3	3	16
Team	Q	Time	Play Description (Extra Point) (Drive Info)			
SF	1	2:08	V. Davis 49 pass from Alex Smith (Akers kick) (2-54, 0:46)			
SF	1	0:41	Crabtree 4 pass from Alex Smith (Akers kick) (3-4, 0:15)			
SF	2	14:12	Akers 25 FG (4-6, 1:23)			
NO	2	9:32	Graham 14 pass from Brees (Kasay kick) (9-80, 4:40)			
NO	2	4:09	Colston 25 pass from Brees (Kasay kick) (7-66, 3:04)			
SF	3	10:36	Akers 41 FG (4-3, 0:59)			
NO	4	13:08	Kasay 48 FG (9-37, 3:26)			
SF	4	7:36	Akers 37 FG (5-45, 3:02)			
NO	4	4:02	Sproles 44 pass from Brees (Kasay kick) (9-79, 3:34)			
SF	4	2:11	Alex Smith 28 run (run failed) (6-80, 1:51)			
SF	4	1:37	Graham 66 pass from Brees (Brees-Sproles pass) (4-88, 0:34)			
SF	4	0:09	V. Davis 14 pass from Alex Smith (Akers kick) (7-85, 1:28)			

	NO	SF
Total First Downs	26	17
Total Net Yards	472	407
Rushes-Yards	14-37	22-143
Net Yards Passing	435	264
Passing (A-C-I)	63-40-2	42-24-0
Sacked-Yards	3-27	4-35
Punts-Average	5-45.4	8-49.5
Fumbles-Lost	3-3	3-1
Penalties-Yards Lost	0-0	3-33
Time of Possession	31:20	28:40

RUSHING		PASSING		RECEIVING	
NO:	Ivory 9-23; Thomas 1-6; Brees 1-5; Sproles 3-3	NO:	Brees 63-40-2, 462 yards, 4 TDs	NO:	Sproles 15-118, 1 TD; Colston 9-136, 1 TD; Graham 5-103, 1 TD; Henderson 4-49; Meachem 3-19; Arrington 1-14; Higgins 1-10; Collins 1-8; Thomas 1-4
SF:	Gore 13-89; Alex Smith 1-28, 1 TD; Hunter 6-23; Ginn, 1-3; Dixon 1-0	SF:	Alex Smith 42-24-0, 299 yards, 3 TDs	SF:	V. Davis 7-180, 2 TDs; Gore 7-38; Crabtree 4-25, 1 TD; K. Williams 2-12; Miller 1-16; Hunter 1-13; Ginn 1-11; Peelle 1-4

OWNERSHIP  
FOOTBALL  
ADMINISTRATION  
RECORDS  
HISTORY

# HISTORICAL PLAYOFF SUMMARIES

## SAINTS • 26 PHILADELPHIA EAGLES • 24

### NFC Wild Card Playoff (Jan. 4, 2014) - Lincoln Financial Field (69,144)

The Saints walked away with the franchise's first postseason road victory following a 32-yard field goal by K **Shayne Graham** as time expired at Lincoln Financial Field. The Saints took a 3-0 lead in the second quarter when Graham drilled a 36-yard kick. The Eagles took the lead on a 10-yard TD pass but the Saints got within one at the end of the half with a 46-yard Graham kick. In the third quarter, the Saints took a 20-7 lead on a QB **Drew Brees** 24-yard scoring pass to WR **Lance Moore** and a four-yard TD run by RB **Mark Ingram**. Philadelphia pulled to 20-17 on a one-yard TD run by RB **LeSean McCoy** and an **Alex Henery** 31-yard FG. The Eagles grabbed a 24-23 lead with a three-yard TD pass from QB **Nick Foles** to TE **Zach Ertz**. Brees led the Saints on a 10-play, 34-yard drive for the game-winning field goal.

New Orleans Saints			0	7	7	10	24
Philadelphia Eagles			0	6	14	6	26
Team	Q	Time	Play Description (Extra Point) (Drive Info)				V-H
NO	2	8:37	S. Graham 36 FG (11-43, 5:45)				3-0
PHI	2	1:48	Cooper 10 pass from Foles (Henery kick) (6-44, 2:24)				3-7
NO	2	0:00	S. Graham 46 FG (8-47, 1:48)				6-7
NO	3	10:08	Moore 24 pass from Brees (S. Graham kick) (6-53, 3:34)				13-7
NO	3	3:54	Ingram 4 run (S. Graham kick) (8-66, 4:52)				20-7
PHI	3	0:32	McCoy 1 run (Henery kick) (7-65, 3:22)				20-14
PHI	4	11:14	Henery 31 FG (7-28, 2:59)				20-17
NO	4	8:04	S. Graham 35 FG (7-58, 3:10)				23-17
PHI	4	4:54	Ertz 3 pass from Foles (Henery kick) (8-77, 3:10)				23-24
NO	4	0:00	S. Graham 32 FG (10-34, 4:54)				26-24

	NO	PHI
Total First Downs	26	17
Total Net Yards	434	256
Rushes-Yards	36-185	22-80
Net Yards Passing	249	176
Passing (A-C-I)	30-20-2	33-23-0
Sacked-Yards	2-1	2-19
Punts-Average	3-35.0	5-48.8
Fumbles-Lost	0-0	0-0
Penalties-Yards Lost	7-85	4-38
Time of Possession	34:53	25:07

RUSHING		PASSING		RECEIVING	
NO: Ingram 18-97, 1 TD; Robinson 8-45; Sproles 4-29; Brees 1-13; Stills 1-1		NO: Brees 30-20-2, 250 yards, 1 TD PHI: Foles 33-23-0, 195 yards, 2 TDs		NO: Sproles 4-31; J. Graham 3-44; Stills 3-35; Ingram 3-17; Moore 2-31, 1 TD; Colston 2-16; Meachem 1-40; Watson 1-27, Hill 1-9	
PHI: McCoy 21-77, 1 TD				PHI: Cooper 6-68, 1 TD; Avant 5-21; McCoy 4-15; Jackson 3-53; Ertz 3-22, 1 TD; Celek 2-16	

## SEATTLE SEAHAWKS • 23 SAINTS • 15

### NFC Divisional Playoff (Jan. 11, 2014) - CenturyLink Field (63,388)

Held scoreless until a fourth quarter rally, New Orleans was unable to overcome a 16-0 halftime deficit to the Seahawks who put an end to their playoff run. After New Orleans was forced into a three-and-out on the game's opening drive, Seattle took advantage of a 16-yard punt by **Thomas Morstead** in windy conditions to set up a 38-yard field goal by K **Steve Hauschka**. Hauschka drilled another FG in the first quarter and Seattle increased their lead to 16-0 in the second quarter on a 15-yard TD run by RB **Marshawn Lynch** and a 26-yard FG. Following a scoreless third quarter, The Saints trimmed the deficit to 16-8 at the start of the fourth quarter on a one-yard TD run by RB **Khiry Robinson** followed by a two-point conversion by RB **Mark Ingram**. Late in the fourth quarter, a missed field goal attempt by New Orleans gave Seattle favorable field position and Lynch ran in a 31-yard TD. QB **Drew Brees** connected on a nine-yard TD with WR **Marques Colston** with 26 seconds left, but time ran out on the rally after the Saints recovered the onside kick.

New Orleans Saints			6	10	0	7	23
Seattle Seahawks			0	0	0	15	15
Team	Q	Time	Play Description (Extra Point)			(Drive Info)	V-H
SEA	1	10:19	Hauschka 38 FG (6-20, 3:20)				0-3
SEA	1	0:37	Hauschka 49 FG (9-34, 4:26)				0-6
SEA	2	14:17	Lynch 15 run (Hauschka kick)			(2-24, 0:34)	0-13
SEA	2	1:18	Hauschka 26 FG (12-63, 4:44)				0-16
NO	4	13:11	Robinson 1 run (Ingram run)			(9-74, 4:27)	8-16
SEA	4	2:40	Lynch 31 run (Hauschka kick)			(4-62, 1:11)	8-23
NO	4	0:26	Colston 9 pass from Brees (S. Graham kick)			(9-80, 2:14)	15-23

	NO	SEA
Total First Downs	25	13
Total Net Yards	404	277
Rushes-Yards	26-108	35-174
Net Yards Passing	296	103
Passing (A-C-I)	43-24-0	18-9-0
Sacked-Yards	1-8	3-0
Punts-Average	4-38.8	6-36.7
Fumbles-Lost	2-1	0-0
Penalties-Yards Lost	8-69	6-52
Time of Possession	30:30	29:30

RUSHING		PASSING		RECEIVING	
NO: Robinson 13-57, 1 TD; Ingram 10-49; Sproles 3-2		NO: Brees 43-24-0, 304 yards, 1 TD SEA: Wilson 18-9-0, 103 yards		NO: Colston 11-139, 1 TD; Sproles 5-32; Meachem 2-69; Moore 2-20; Hill 1-23; Robinson 1-13; J. Graham 1-8; Watson 1-0	
SEA: Lynch 28-140, 2 TDs; Wilson 3-16; Turbin 3-9; Harvin 1-9				SEA: Harvin 3-21; Baldwin 2-30; Kearse 1-25; Tate 1-13; Miller 1-11; Lynch 1-3	

# ALL-TIMEROSTER

## COACHES

Abramowicz, Danny — Xavier (Ohio) .....	1997-99	Marciano, Joe — Temple .....	1986-95
Alexander, Hubbard — Tennessee State .....	2000-03	Marcus, Evan — Ithaca .....	2000-02
Allen, Dennis — Texas A&M .....	2006-10, 15	Marrone, Doug — Syracuse .....	2006-08
Amadee, Lynn — Louisiana State .....	1973	Matsko, John — Kent State .....	1994-96
April, Bobby — Nicholls State .....	1996-99	Matuszak, Marv — Tulsa .....	1971-73
Arians, Bruce — Virginia Tech .....	1996	Mauck, Carl — Southern Illinois .....	1982-85
Atkins, Dave — Texas El-Paso .....	1996, 2000-04	Mayeaux, Glenn — New Orleans .....	1996
Bailey, Adam — Louisville .....	2005-09	McCarthy, Mike — Baker (Kan.) .....	2000-04
Baker, Joe — Princeton .....	2000-04	McGriff, Wesley — Savannah State .....	2013
Barnes, Billy Ray — Wake Forest .....	1969-70, 75	McHan, Lamar — Arkansas .....	1974-75, 78-84
Beake, Chip — South Carolina .....	2001-05	McMahon, Greg — Eastern Illinois .....	2006
Beake, John — Trenton State .....	1976-77	Meyers, Bill — Stanford .....	1999
Beard, Ed — Tennessee .....	1978-80	Misciagna, John — Dickinson College .....	2003
Biles, Ed — Miami (Ohio) .....	1969-70	Mitchell, Jason — Rutgers .....	2014
Bonamego, John — Central Michigan .....	2006-07, 2011	Moore, Tom — Iowa .....	1997
Boudreau, Paul — Boston College .....	1987-93	Mora, Jim E. — Occidental .....	1986-96
Brown, Greg — Texas El-Paso .....	2002-05	Mora, Jim L. — Washington .....	1992-96
Buchanan, Buck — Grambling State .....	1976-77	Morton, John — Western Michigan .....	2006, 2015
Bunting, John — North Carolina .....	2000	Moss, Winston — Miami (Fla.) .....	2000-05
Byrd, Charles — Morehead State .....	2010	Myers, Chip — Northwestern Oklahoma State .....	1994
Campbell, Whitey — Miami (Fla.) .....	1976-80	Neal, Dan — Kentucky .....	1997-99
Capers, Dom — Mount Union .....	1986-91	Neu, Mike — Ball State .....	2014
Carmichael, Pete — Boston College .....	2006	Nicolau, Nick — Southern Connecticut .....	1980
Champion, Jim — Mississippi State .....	1971-72	Nolan, Dick — Maryland .....	1977-80
Cignetti, Frank Jr. — Indiana (Pa.) .....	2000-01	North, John — Vanderbilt .....	1973-75
Clancy, Sam — Pittsburgh .....	2000-03	Nugent, Brendan — Catholic University of America .....	2015
Clements, Tom — Notre Dame .....	1997-99	Nunnely, Wayne — Nevada-Las Vegas .....	1995-96
Corey, Walt — Miami .....	1997-99	Oden, Tony — Baldwin-Wallace .....	2006-11
Cummings, Bob — Vanderbilt .....	1973-75	Orgeron, Ed — Northwestern (La.) State .....	2008
Curtis, Andre — VMI .....	2012-14	Pagano, John — Mesa State (Colo.) .....	1996-97
Dalrymple, Dan — Miami (Ohio) .....	2006	Palmeri, Jerry — Montclair State .....	2003
Davidson, Jeff — Ohio State .....	1996	Palicic, Bob — Dayton .....	2000-05
Del Rio, Jack — Southern California .....	1997-98	Paternostro, Russell — San Diego State .....	1981-96
DeVan, Kyle — Oregon State .....	2015	Paul, Markus — Syracuse .....	1998-99
Dickson, George — Notre Dame .....	1967-68	Payton, Sean — Eastern Illinois .....	2006
Ditka, Mike — Pittsburgh .....	1997-99	Pease, John — Utah .....	1986-95, 2004-05
Ecklund, Brad — Oregon .....	1968-70	Petty, Phil — Missouri .....	2000
Ellard, Henry — Fresno State .....	2012-14	Phillips, Jim (Red) — Auburn .....	1973-75
Ellarbeck, Jim — San Diego State .....	1986	Phillips, O.A. (Bum) — Stephen F. Austin .....	1981-85
Everest, Al — Southern Methodist .....	2000-05	Phillips, Wade — Houston .....	1981-85
Everest, Andy — Texas-El Paso .....	1981-85	Pratt, Tom — Miami .....	1978-80
Fangio, Vic — East Stroudsburg .....	1986-94	Pyne, Jim — Virginia Tech .....	2005
Faulkner, Jack — Miami (Ohio) .....	1967-69	Riecke, Lou — Louisiana State .....	1980
Fears, Tom — UCLA .....	1967-70	Richardson, Harold — Southern Methodist .....	1981-85
Flajole, Ken — Pacific Lutheran .....	2012	Riley, Mike — Alabama .....	2002
Franklin, Chet — Utah .....	1978-79	Roberts, J.D. — Oklahoma .....	1967-68, 71-73
Garrett, Jim — Utah State .....	1976-77	Robinson, Jimmy — Georgia Tech .....	2004-05
Garrett, Judd — Princeton .....	1997-99	Robinson, Willy — Fresno State .....	2005
Gibbs, Gary — Oklahoma .....	2006-08	Roland, Johnny — Missouri .....	2005
Glick, Fred — Colorado State .....	1980	Roushar, Dan — Northern Illinois .....	2013
Gullickson, Rock — Moorhead (Minn.) State .....	2000-05	Roy, Alvin — Louisiana State .....	1976-77
Hasslet, Jim — Indiana (Pa.) .....	1995-96, 2000-05	Royer, Jim — Navy .....	1970-72
Hatley, Mark — Oklahoma State .....	1985	Rutigliano, Sam — Tulsa .....	1976-77
Hayes, Tom — Iowa .....	2006-07	Ryan, Rob — Southwestern Oklahoma State .....	2013
Hefferle, Ernie — Duquesne .....	1975	Schonert, Turk — Stanford .....	2005
Heinrich, Don — Washington .....	1969-70	Shaw, Bob — Ohio State .....	1967-68
Henry, Jack — Indiana (Pa.) .....	2000-05	Shaw, Willie — New Mexico .....	1997
Henshaw, George — West Virginia .....	2006-07	Sheppard, Mike — California Lutheran .....	2002-05
Hewgley, Wimp — Wyoming .....	1974-75	Sheridan, Carter — Florida A&M .....	2009-14
Hill, Bob — Jackson State .....	1978-79	Shipp, Ken — Middle Tennessee State .....	1971-72
Hill, King — Rice .....	1981-85	Shively, Doug — Kentucky .....	1974-76
Hobby, Marion — Clemson .....	1986-87	Sidwell, Steve — Colorado .....	1986-94
Holman, Rodney — Tulane .....	1998-99	Skpper, Jim — Whittier .....	1986-95
Hosler, Jim — Indiana (Pa.) .....	2001-02	Smith, Carl — Cal Poly, San Luis Obispo .....	1986-96
Hughes, Ed — Tulsa .....	1978-80	Smith, Jerry — Wisconsin .....	1969-70
Ingalls, Bret — Wichita State .....	2009	Smith, Frank — Miami (Ohio) .....	2010-14
Jackson, Harold — Jackson State .....	1997-99	Smith, Mark — North Carolina State .....	2004
Jackson, Ricky — Pittsburgh .....	1998-99	Spagnuolo, Steve — Springfield .....	2012
James, Ned — New Mexico State .....	1998-99	Spencer, Joe — Oklahoma State .....	1981-85
Johnson, Bill — Northwestern (La.) State .....	2009	Stanfel, Dick — San Francisco .....	1976-80, 97-98
Johnson, Curtis — Idaho .....	2006-11	Stram, Hank — Purdue .....	1976-77
Jones, Travis — Georgia .....	2008-12	Tate, Charlie — Florida .....	1971
Kennan, Larry — LaVerne .....	1995	Thomas, Joel — Idaho .....	2015
Khayat, Ed — Tulane .....	1967-70	Trimble, Steve — Maryland .....	1995
Kiffin, Monte — Nebraska .....	1995	Ungaro, Marcus — Washington State .....	2012
Knott, Ty — Oregon Tech .....	2003-05	Van Zandt, Lance — Lamar .....	1981-84
Kottke, Rich — Wagner .....	1977	Venturi, Rick — Northwestern .....	1996-2005
Kromer, Aaron — Miami (Ohio) .....	2008-12	Vitt, Joe — Towson State .....	2006
Kuharich, Larry — Boston College .....	1998-99	Walters, Steve — Arkansas .....	1986-96
Kwan, Stan — San Diego State .....	2013	Warren, Frank — Auburn .....	1995
Langsdorf, Danny — Linfield College .....	2002-04	Wenning, Rob — Findlay .....	2010
Ledbetter, Bob — Mississippi Industrial .....	1974-75	White, Dixie — Texas Tech .....	1973
Levra, John — Pittsburg State (Kan.) .....	1981-85	Whitehead, Bud — Florida State .....	1971-75
Lewis, Greg — Illinois .....	2015	Withers, Everett — Appalachian State .....	1994
Lombardi, Joe — Air Force .....	2007-13	Wiggin, Paul — Stanford .....	1978-79
Mainord, Carlos — McMurray J.C. .....	1999	Willis, James — Auburn .....	2015
Mallory, Mike — Michigan .....	2008-12	Williams, Gregg — Northeast Missouri State .....	2009-11
Malone, Terry — Holy Cross .....	2006-14	Woicik, Mike — Boston College .....	1997-99

# ALL-TIME ROSTER

Wood, Dick — Auburn.....	1976-77
Woodford, Mike — Arizona.....	2001
Yaralian, Zaven — Nebraska.....	1997-99
Young, Brian — Texas El-Paso.....	2009-

Young, John Paul — Texas-El Paso.....	1981-85
Yowarsky, Walt — Kentucky.....	1967-68
Zapalac, Willie — Texas A&M.....	1981-85
Zook, Ron — Miami (OH).....	2000-01

## PLAYERS

Players who have spent at least one regular season or postseason game on the active roster.

<b>A</b>		23	Booker, Fred (CB) — Louisiana State.....	2005
42	Abdul-Quddus, Isa (S) — Fordham.....	56	Bordano, Chris (LB) — Southern Methodist.....	1998-99
46	Abramowicz, Danny (WR) — Xavier (Ohio).....	50	Bordelon, Ken (LB) — Louisiana State.....	1976-77, 79-82
53	Absher, Dick (LB) — Maryland.....	25	Bosarge, Wade (DB) — Tulsa.....	1977
49	Ackerman, Tom (C/G) — Eastern Washington.....	86	Botkin, Kirk (TE) — Arkansas.....	1994-95
40	Adams, Michael (DB) — Arkansas State.....	4	Bouman, Todd (QB) — St. Cloud State.....	2003-05
61	Adams, Sam (G) — Prairie View A&M.....	77	Boyersky, Jerry (DT) — Pittsburgh.....	1981
54	Adams, Scott (G) — Georgia.....	21	Boyd, Greg (S) — Arizona.....	1974
27	Adams, Vashone (S) — Eastern Michigan.....	36	Boykin, Greg (RB) — Northwestern.....	1977
24	Adkins, Margene (WR) — Wichita State.....	69	Boykin, McKinley (DT) — Mississippi.....	2007
50, 54	Aleaga, Ink (LB) — Washington.....	95	Branch, Jamaal (RB) — Colgate.....	2006-07
69	Alexander, P.J. (T) — Syracuse.....	9	Brannon, Robert (DE) — Arkansas.....	1987
30	Alexander, Vincent (FB) — Southern Mississippi.....	9	Brees, Drew (QB) — Purdue.....	2006-
65	Alleman, Andy (G) — Akron.....	82	Brenner, Hoby (TE) — Southern California.....	1981-93
21	Allen, Eric (CB) — Arizona State.....	85	Brewer, Johnny (LB) — Mississippi.....	1968-70
50	Allen, James (LB) — Oregon State.....	10	Brien, Doug (K) — California.....	1995-2000
20	Allen, Terry (RB) — Clemson.....	67	Broek, Stan (T) — Colorado.....	2000-02
99	Allen, Kenderick (DT) — Louisiana State.....	2	Brooks, Aaron (QB) — Virginia.....	1980-95
20	Allen, Terry (RB) — Clemson.....	99	Broughton, Willie (DT) — Miami (Fla.).....	1995-96
86	Alphin, Gerald (WR) — Kansas State.....	96	Brown, Alex (DE) — Florida.....	2010
43, 33	Ambrose, Ashley (CB) — Mississippi Valley State.....	36	Brown, Bob (TE) — Alcorn State.....	1972-73
40	Amaya, Jonathan (S) — Nevada.....	71	Brown, Charles (T) — Southern California.....	2010-13
7	Andersen, Morten (K) — Michigan State.....	22	Brown, Charlie (RB) — Missouri.....	1967-68
71	Anderson, Dick (T) — Ohio State.....	24, 21, 20	Brown, Derek (RB) — Nebraska.....	1993-96
77	Anderson, Gary (G) — Stanford.....	35	Brown, Fakhir (CB) — Grambling State.....	2002-05
81	Anderson, Jesse (TE) — Mississippi State.....	70	Brown, Jammal (T) — Oklahoma.....	2005-09
96	Andrus, Sheldon (DT) — Nicholls State.....	27	Brown, Ray (S) — West Texas A&M.....	1978-80
22	Anthony, Tyrone (RB) — North Carolina.....	11	Brunell, Mark (QB) — Washington.....	2008-09
60	Archibald, Ben (T) — Brigham Young.....	92	Bryant, Tony (DE) — Florida State.....	2003-05
72	Armistead, Terron (T) — Arkansas-Pine Bluff.....	16	Buck, Mike (QB) — Maine.....	1990-93
53	Arnoux, Stanley (LB) — Wake Forest.....	26	Buck, Vince (DB) — Central State (Ohio).....	1990-95
87	Arrington, Adrian (WR) — Michigan.....	29	Bullocks, Josh (S) — Nebraska.....	2005-08
49	Asiodu, K.C. (LB) — Central Oklahoma.....	77	Bunkley, Brodrick (DT/NT) — Florida State.....	2012-
89	Askson, Bert (TE) — Texas Southern.....	36	Burnfield, Don (TE) — Ball State.....	1971
45	Athas, Pete (S) — Tennessee.....	83	Burke, Vern (TE) — Oregon State.....	1967
81	Atkins, Doug (DE) — Tennessee.....	55	Burkett, Jackie (LB) — Auburn.....	1967-70
28	Atkins, Gene (S) — Florida A&M.....	11	Burns, Ed (QB) — Nebraska.....	1978-80
47	Austin, Cliff (RB) — Clemson.....	16	Burns, Bo (S) — Houston.....	1967-69
92	Ayodele, Remi (DT) — Oklahoma.....	0	Burrough, Ken (WR) — Texas Southern.....	1970
<b>B</b>		80	Burton, Larry (WR) — Purdue.....	1975-77
78	Backes, Tom (G) — Oklahoma.....	25	Bush, Rafael (S) — South Carolina State.....	2012-
27	Baker, Edwin (RB) — Michigan State.....	25	Bush, Reggie (RB) — Southern California.....	2006-10
86	Baker, Melvin (WR) — Michigan.....	74	Bushrod, Jermon (T) — Towson.....	2007-12
3	Baker, Tony (RB) — Iowa State.....	59	Bussey, Nate (LB) — Illinois.....	2011
36	Ball, Marcus (S) — Memphis.....	38	Butler, Bill (RB) — Kansas State.....	1972-74
40	Banks, Gordon (WR) — Stanford.....	3	Butler, Skip (K) — Texas-Arlington.....	1971
24	Barclay, Chris (RB) — Wake Forest.....	45	Byrd, Israel (CB) — Utah State.....	1993-95
36	Barnes, Darian (FB) — Hampton.....	31	Byrd, Jairus (S) — Oregon.....	2014-
51	Barnes, Derrick (LB) — Virginia.....	<b>C</b>		
10, 6	Barnhardt, Tommy (P) — North Carolina.....	39	Cadet, Travaris (RB) — Appalachian State.....	2012-14
80	Barnwell, Malcolm (WR) — Virginia Union.....	17	Camarillo, Greg (WR) — Stanford.....	2012
32	Barrington, Tom (RB) — Ohio State.....	35	Campbell, Earl (RB) — Texas.....	1984-85
88	Bass, Don (TE) — Houston.....	73	Campbell, Joe (DE) — Maryland.....	1977-80
24	Bates, Mario (RB) — Arizona State.....	80	Campbell, Mark (TE) — Michigan.....	2006-08
63	Baumgartner, Steve (DE) — Purdue.....	59	Campan, James (C/G) — Tulane.....	1987-88
85	Beasley, John (TE) — California.....	4	Cannfield, Sean (QB) — Oregon State.....	2010-11
19, 89	Bech, Brett (WR) — Louisiana State.....	35	Canty, Chris (CB) — Kansas State.....	2000
67	Becton, Nick (T) — Virginia Tech.....	51	Capone, Warren (LB) — Louisiana State.....	1976
34	Bell, Carlos (TE) — Houston.....	3	Carney, John (K) — Notre Dame.....	2001-06, 2009-10
20	Bell, Joique (RB) — Wayne State.....	40	Carr, Chris (CB) — Boise State.....	2013
40, 21	Bell, Mike (RB) — Arizona.....	65	Carr, Tom (DE) — Morgan State.....	1968
20	Bellamy, Jay (S) — Rutgers.....	74	Carroll, Herman (DE) — Mississippi State.....	1994
40	Bender, Wes (FB) — Southern California.....	55	Carroll, Travis (LB) — Florida.....	2002-03
7	Benjamin, Guy (QB) — Stanford.....	80	Carroll, Wesley (WR) — Miami (Fla.).....	1991-92
63	Bennett, Barry (DE) — Concordia (Minn.).....	21	Carter, Dale (CB) — Tennessee.....	2002-03
91	Bennett, Monte (DT) — Kansas State.....	65	Carter, David (C) — Western Kentucky.....	1984-85
83, 86	Benson, Cliff (TE) — Purdue.....	32	Carter, Ki-Jana (RB) — Penn State.....	2003-04
17	Berger, LeCharles (G/C) — Ohio State.....	41	Carter, Tim (CB) — Tulane.....	2001
65	Berger, Mitch (P) — Colorado.....	52	Casillas, Jonathan (LB) — Wisconsin.....	2009, 2011-12
46	Betts, Ladell (RB) — Iowa.....	23	Cassady, Craig (DB) — Ohio State.....	1977
47	Beverly, Dwight (RB) — Illinois.....	86	Caster, Rich (TE) — Jackson State.....	1981
18	Blake, Jeff (QB) — East Carolina.....	51	Chambers, Rusty (LB) — Tulane.....	1975-76
10	Blanchard, Cary (K) — Oklahoma State.....	89	Chandler, Wes (WR) — Florida.....	1978-81
16	Blanchard, Tom (P) — Oregon.....	81	Chapman, Clarence (CB) — Eastern Michigan.....	1976-80
76	Board, Dwaine (DE) — North Carolina A&T.....	89	Chapman, Gil (WR) — Michigan.....	1975
57	Bockwoldt, Colby (LB) — Brigham Young.....	97	Charleston, Jeff (DE) — Idaho State.....	2008-11
77	Boeke, Jim (T) — Heidelberg.....	92	Chase, Martin (DT) — Oklahoma.....	2000-02
		33	Chatman, Jesse (RB) — Eastern Washington.....	2005

# ALL-TIMEROSTER

37,30	Cherry, Je Rod (DB) — California .....	1996-99
85	Childs, Henry (TE) — Kansas State .....	1974-80
51	Childs, Ron (LB) — Washington State .....	1995
13	Cipa, Larry (QB) — Michigan .....	1974-75
71	Clancy, Kendrick (DT) — Mississippi .....	2007-09
75	Clark, Bruce (DE) — Penn State .....	1982-88
54	Clark, Danny (LB) — Nebraska .....	2006, 10
78	Clark, Kelvin (G) — Kansas .....	1982-85
89	Clark, Robert (WR) — North Carolina Central .....	1987-88
29	Clark, Vinnie (CB) — Ohio State .....	1994
51,50	Clarke, Phil (LB) — Pittsburgh .....	1999-2001
42	Clay, Willie (S) — Georgia Tech .....	1999
85	Cleeland, Cameron (TE) — Washington .....	1998-99, 2001
56	Clemons, Charlie (LB) — Georgia .....	2000-02
66	Cody, Bill (LB) — Auburn .....	1967-70
4	Cofor, Mike (K) — North Carolina State .....	1987
86	Colchico, Dan (DE) — San Jose State .....	1969
15	Coleman, Brandon (WR) — Rutgers .....	2014
55	Coleman, Don (LB) — Michigan .....	1974-75
45	Collins, Jed (FB) — Washington State .....	2011-13
13	Collins, Kerry (QB) — Penn State .....	1998
43	Collins, Larry (RB) — Texas A&M-Kingsville .....	1980
59	Colman, Wayne (LB) — Temple .....	1969-74,76
12	Colston, Marques (WR) — Hofstra .....	2006
66	Commissey, Chuck (G) — Mississippi .....	1988-88
83	Connell, Albert (WR) — Texas A&M .....	2001
58	Conner, Darion (LB) — Jackson State .....	1994
70	Contz, Bill (T) — Penn State .....	1986-88
85	Conwell, Ernie (DE) — Washington .....	2003-06
41	Cook, Toi (CB) — Stanford .....	1987-93
68	Coombs, Brandin (WR) — Oregon State .....	2014
57	Coombs, Larry (C) — Idaho .....	1980
97	Cooper, Josh (DE) — Mississippi .....	2006-07
74	Cooper, Richard (T) — Nebraska .....	1990-95
18	Copper, Terrance (WR) — East Carolina .....	2006-08
39	Cordilone, Lou (DT) — Clemson .....	1967-68
44	Cordill, Olie (P) — Memphis .....	1967
47	Cortez, Bruce (CB) — Parsons .....	1967
37	Cota, Chad (S) — Oregon .....	1998
39	Covington, John (S) — Notre Dame .....	1995
51	Cox, Bryan (LB) — Western Illinois .....	2002
21	Craft, Jason (CB) — Colorado State .....	2004-08
75	Crangle, Mike (DE) — Tennessee-Martin .....	1972
32	Craver, Aaron (RB) — San Diego State .....	1998-99
43	Craver, Keyuo (CB) — Nebraska .....	2002-03
55	Creech, Bob (LB) — Texas Christian .....	1973
44	Crist, Chuck (S) — Penn State .....	1975-77
51	Croom, Sylvester (C) — Alabama .....	1975
51	Crosby, Ron (LB) — Penn State .....	1978
4	Cundiff, Billy (K) — Drake .....	2006
60	Cunningham, Carl (LB) — Houston .....	1971
15	Cuzzo, Gary (QB) — Virginia .....	1967

## D

69	Dalton, Oakley (DT) — Jackson State .....	1977
10	Daniel, Chase (QB) — Missouri .....	2009-12
42	Daniel, Jason (CB) — Washington State .....	2007-08
76	Davidson, Jeff (T) — Ohio State .....	1994
20	Davis, A.J. (CB) — Jacksonville State .....	2012
15	Davis, Bob (QB) — Virginia .....	1973
86	Davis, Dave (WR) — Tennessee State .....	1974
36	Davis, Dick (RB) — Nebraska .....	1970
53	Davis, Don (LB) — Kansas .....	1996-98
73	Davis, Isaac (G) — Arkansas .....	1997
63	Davis, Norman (G) — Grambling State .....	1969
53	Davis, Ted (LB) — Georgia Tech .....	1967-69
52	Davis, Todd (ILB) — Sacramento State .....	2014
55	Davis, Travis (DT) — Michigan State .....	1990
47	Davis, Travis (S) — Notre Dame .....	1995
28	Davis, Troy (RB) — Iowa State .....	1997-99
86	Dawkins, Sean (WR) — California .....	1998
81	Dawsey, Lawrence (WR) — Florida State .....	1999
26,80	Dawsey, Stacey (WR) — Indiana .....	1987
55	Dawson, Keyunta (OLB) — Texas Tech .....	2013
55	Deaderick, Brandon (NT/DE) — Alabama .....	2014
55	DeForest, Joe (LB) — Louisiana-Lafayette .....	1987
47	DeGrenier, Jack (RB) — Texas-Arlington .....	1974
60	de la Puente, Brian (C) — California .....	2011-13
50	Del Rio, Jack (LB) — Southern California .....	1985-86
9,12	Delhomme, Jake (QB) — Louisiana-Lafayette .....	1998-2002
39	Deloatch, Curtis (CB) — North Carolina A&T .....	2006
19	Dempsey, Tom (K) — Palomar (Calif.) College .....	1969-70
87	DeRamus, Lee (WR) — Wisconsin .....	1995-96
32	Derby, Glen (FB) — North Carolina .....	1975
79	Dickson, John (LB/C) — Wisconsin .....	1971-74
51	Dickson, John (LB/C) — Oregon State .....	1971-74
80	Dinkins, Darnell (TE) — Pittsburgh .....	2009
20	Dixon, Brian (CB) — Northwest Missouri State .....	2014
56	Dixon, Ernest (LB) — South Carolina .....	1994-97
95	Dixon, Ronnie (DT) — Cincinnati .....	1993

66	Dobler, Conrad (G) — Wyoming .....	1978-79
25	Dodd, Al (WR) — Northwestern State .....	1969-71
72	Dombrowski, Jim (G/T) — Virginia .....	1986-96
86	Donovan, Tom (WR) — Penn State .....	1980
88	Dorris, Andy (DE) — New Mexico State .....	1973-76
21	Douglas, John (CB) — Texas Southern .....	1967-68
10	Douglas, Marques (DE) — Howard .....	2000
95	Douglass, Bobby (QB) — Kansas .....	1976-77
86,80	Dowdell, Marcus (WR) — Tennessee State .....	1992-93
22	Drakeford, Tyrone (CB) — Virginia Tech .....	1998-99
47	Drescher, Justin (LS) — Colorado .....	2010
83	Duckett, Kenny (WR) — Wake Forest .....	1982-85
95	Dumbauld, Jonathan (DE) — Kentucky .....	1986-88
56	Dunbar, Jo-Lonn (LB) — Boston College .....	2008-11
86	Dunbar, Jubilee (WR) — Southern .....	1973
63	Dunbar, Karl (DE) — Louisiana State .....	1993
32	Dunbar, Vaughn (RB) — Indiana .....	1992,94-95
10,15	Durkee, Charlie (K) — Oklahoma State .....	1967-68,71-72
47	Dusenberry, Bill (RB) — Johnson C. Smith .....	1970

## E

89	Early, Quinn (WR) — Iowa .....	1991-95
91	Edehali, Kasim (OLB) — Boston College .....	2014
66	Eckel, Kyle (FB) — Navy .....	2009
63	Edelman, Brad (G) — Missouri .....	1982-89
83	Edwards, Kelvin (WR) — Liberty .....	1986
64	Elliott, Ted (DT) — Minn. State-Mankato .....	1987
99	Elliott, Tony (DT) — North Texas .....	1982-88
98	Ellis, Sedrick (DT) — Southern California .....	2008-12
52	Emanuel, Frank (LB) — Tennessee .....	1970
79	Epps, Tony (DT) — Memphis .....	1995
14	Erleben, Russell (K/P) — Texas .....	1979-83
84	Estes, Lawrence (DE) — Alcorn State .....	1970-71
59	Evans, Chuck (LB) — Stanford .....	1980-81
44	Evans, Heath (FB) — Auburn .....	2009-10
73	Evans, Jahri (G) — Bloomsburg .....	2006
54	Evans, Troy (LB) — Cincinnati .....	2007-09
17	Everett, Jim (QB) — Purdue .....	1994-96

## F

10	Fagan, Julian (P) — Mississippi .....	1970-72
52	Faine, Jeff (C) — Notre Dame .....	2006-07
44	Farasopoulos, Chris (S) — Brigham Young .....	1974
56	Farber, Hal (LB) — Mississippi .....	1970
87	Farquhar, John (TE) — Duke .....	1997-98
38	Fassitt, Greg (CB) — Grambling State .....	2009
96	Faulkner, Jeff (DE) — Southern .....	1993
58	Federspiel Joe (LB) — Kentucky .....	1972-80
9	Feller, Happy (K) — Texas .....	1972-73
20	Felton, Eric (CB) — Texas Tech .....	1978-80
27,48	Fenderson, James (RB) — Hawaii .....	2001-03
22	Fenerty, Gill (RB) — Holy Cross .....	1990-91
56	Ferguson, Jim (LB) — Southern California .....	1968
71	Fersen, Paul (T) — Georgia .....	1973-74
28	Fichtner, Ross (S) — Purdue .....	1968
26	Fields, Jitter (PR) — Texas .....	1984
55	Fields, Mark (LB) — Washington State .....	1995-2000
11	Fife, Jason (QB) — Oregon .....	2006
69	Fifer, Bill (G) — West Texas A&M .....	1978
56	Fincher, Alfred (LB) — Connecticut .....	2005-07
44	Fink, Mike (CB) — Missouri .....	1973
63	Finnie, Roger (T) — Florida A&M .....	1979
55	Flanigan, Jim (LB) — Pittsburgh .....	1971
52	Fokou, Moise (LB) — Maryland .....	2014
71	Folau, Spencer (T/G) — Idaho .....	2002-04
62	Fontenot, Jerry (C) — Texas A&M .....	1997-2003
92	Ford, Henry (DT) — Arkansas .....	2003
28	Ford, James (RB) — Texas Southern .....	1971-72
52	Forde, Brian (LB) — Washington State .....	1988-91
97	Foster, Glenn (DE) — Illinois .....	2013
11	Fourcade, John (QB) — Mississippi .....	1987-90
53	Fourcade, Keith (LB) — Mississippi .....	1987
43	Fowler, Bobby (FB) — Louisiana Tech .....	1984-85
37	Frampton, Eric (S) — Washington State .....	2013
99	Franklin, Aubrayo (DT) — Tennessee .....	2011
59	Franklin, Jerry (ILB) — Arkansas .....	2014
80	Franklin, P.J. (WR) — Tulane .....	1999
37	Franz, Todd (S) — Tulsa .....	2000
51	Fraser, Jim (P) — Wisconsin .....	1968
32	Frazier, Paul (RB) — Northwestern State .....	1989
31, 37	Frederick, Terrence (CB) — Texas A&M .....	2013
55	Freeman, Reggie (LB) — Florida State .....	1993
15	Fritsch, Toni (K) — None .....	1982
55	Fujita, Scott (LB) — California .....	2006-09
24	Fuller, Johnny (S) — Lamar .....	1973-75
72	Fultz, Mike (DT) — Nebraska .....	1977-80



# ALL-TIME ROSTER

## G

46	Gajan, Hokie (FB) — Louisiana State	1982-85
34	Galbreath, Tony (RB) — Missouri	1976-80
46	Gallette, Junior (DE/OLB) — Stillman	2010-80
62/66	Gammon, Kendall (C) — Pittsburg State	1996-99
72	Gandy, Wayne (TE) — Auburn	2003-05
80	Garcia, Jim (DE) — Purdue	1967
88	Gardner, Talman (WR) — Florida State	2003-04
83	Garrett, Len (TE) — New Mexico Highlands	1973-75
20	Gary, Russell (S) — Nebraska	1981-86
20	Gay, Randall (CB) — Louisiana State	2008-10
97	Geathers, James (DE) — Wichita State	1984-89
60	George, Tearius (DE) — Kansas State	2008
85	Ghent, Ronnie (TE) — Louisville	2007
15	Gibbs, Donnie (P) — Texas Christian	1974
27	Gibson, Antonio (SS) — Cincinnati	1986-89, 92
77	Gilbert, Daren (T) — Cal State-Fullerton	1985-88
42, 41	Gilliam, John (WR) — South Carolina State	1967-68, 77
89	Gilmore, John (TE) — Penn State	2011
37	Gioardo, Matt (S) — California	2010
37	Gleason, Steve (S) — Washington State	2000-06
31	Glenn, Aaron (CB) — Texas A&M	2008
29	Glenn, Vencie (S) — Indiana State	1991
92	Glover, Andrew (TE) — Grambling State	2000
81	Glover, La Roi (DT) — San Diego State	1997-2001
91	Goff, Robert "Pig" (DT) — Auburn	1990-95
77	Goich, Dan (DT) — California	1971
88	Goodlow, Eugene (WR) — Kansas State	1983-86
76, 55	Goodwin, Jonathan (C) — Michigan	2006-10, 2014
82	Gottschalk, Darren (TE) — Cal Lutheran	1987
4	Gowin, Toby (P) — North Texas	2000-02
7	Graham, Ben (P) — Deakin	2008
89	Graham, Daniel (TE) — Colorado	2012
80	Graham, Jimmy (TE) — Miami (Fla.)	2010-14
3	Graham, Shayne (CB) — Virginia Tech	2013-14
1	Gramatica, Martin (K) — Kansas State	2007-08
40	Granger, Hoyle (RB) — Mississippi State	1971
94	Grant, Charles (DE) — Georgia	2002-09
58	Grant, Cie (LB) — Ohio State	2003-04
74	Gray, Cecil (T) — North Carolina	1993
21	Gray, David (DB) — East Los Angeles JC.	1979
33	Gray, Kevin (DB) — Eastern Illinois	1982
72	Gray, Leon (T) — Jackson State	1982-83
37	Gray, Mel (RB) — Purdue	1986-88
45	Green, Arthur (RB) — Albany State	1972
95	Green, Howard (DT) — Louisiana State	2003-04
55	Green, Paul (TE) — Southern California	1996
83	Green, Sammy (LB) — Florida	1980
10	Green, Skyler (WR) — Louisiana State	2008
23	Green, Victor (S) — Akron	2003
38	Greer, Donovan (CB) — Texas A&M	1997
32, 33	Greer, Jabari (CB) — Tennessee	2009-13
74	Gregory, Ted (DT) — Syracuse	1988
35	Gresham, Bob (RB) — West Virginia	1971-72
4	Griffin, Ryan (QB) — Tulane	2013
28	Groce, DeJuan (CB) — Nebraska	2006
78	Grooms, Elois (DE) — Tennessee Tech	1975-81
40	Gros, Earl (RB) — Louisiana State	1970
56	Gross, Lee (C) — Auburn	1975-77
86	Groth, Jeff (WR) — Bowling Green	1981-85
66	Grubbs, Ben (G) — Auburn	2012-14
18	Guess, Terry (WR) — Gardner-Webb	1996
84	Guliford, Eric (WR) — Arizona State	1997-98
96	Gunn, Mark (DE) — Pittsburgh	1994
62	Gwinn, Ross (G) — Northwestern State	1968

## H

81	Hakim, Az-Zahir (WR) — San Diego State	2005
18	Hakim, Saalim (WR) — Tarleton State	2012
79	Halapin, Mike (G) — Pittsburgh	1999
35	Hall, Korey (FB) — Boise State	2011
81, 89	Hall, Lamont (TE) — Clemson	2000-02, 2004-05
86	Hall, Tom (WR) — Minnesota	1967
56	Hall, Willie (LB) — Southern California	1972-73
83	Hamilton, Andy (WR) — Louisiana State	1975
30	Hamilton, Lynnell (RB) — San Diego State	2008-09
70, 96	Hamiter, Uthru (DL) — Delaware State	1998-99
99	Hand, Norman (DT) — Mississippi	2000-02
98	Hanna, Jim (DT) — Louisville	1994
10	Hansen, Brian (P) — Sioux Falls	1984-88
98	Haralson, Parys (OLB) — Tennessee	2013
28	Harding, Greg (DB) — Nicholls State	1984
87	Hardy, Larry (TE) — Jackson State	1978-85
14	Hargett, Edd (QB) — Texas A&M	1969-72
69	Hargrove, Anthony (DL) — Georgia Tech	2009-10
80	Harper, Alvin (WR) — Tennessee	1997
28	Harper, Deveron (S) — Notre Dame	2003-04
13	Harper, Rod (WR) — Murray State	2009

41	Harper, Roman (S) — Alabama	2006-13
3	Harrington, Joey (QB) — Oregon	2008
30	Harris, Bill (RB) — Colorado	1971
79	Harris, Bryce (T) — Fresno State	2012
36, 26	Harris, Corey (CB) — North Alabama	1999-2000
80	Harris, Herbert (WR) — Lamar	1986-87
82	Harris, Ike (WR) — Iowa State	1978-81
92	Harris, Orion (DT) — Miami (Fla.)	2007
76	Harris, Rod (WR) — Texas A&M	1989
86	Harrison, Victor (WR) — North Carolina	1987
88	Hart, Ben (S) — Oklahoma	1967
72	Hart, Jeff (T) — Oregon State	1976
53	Hart, Tommy (DE) — Morris Brown	1980
5	Hartley, Garrett (K) — Oklahoma	2008-13
67	Harvey, George (G) — Kansas	1967
52	Harvey, Richard Jr. (LB) — Tulane	1995-97
26	Harvey, Richard Sr. (DB) — Jackson State	1971
88	Hastings, Andre (WR) — Georgia	1997-99
70, 74	Haverdink, Kevin (T) — Western Michigan	1989-91
80	Havrilak, Sam (WR) — Bucknell	1974
57	Hawthorne, David (ILB) — Texas Christian	2012
37	Hawthorne, Michael (CB) — Purdue	2000-03
29	Hayes, Billie (CB) — San Diego State	1972
89	Hayes, Mercury (WR) — Michigan	1996-97
92	Haynes, James (LB) — Mississippi Valley State	1984-89
81	Haynes, Michael (WR) — Northern Arizona	1994-96
97	Haynes, Michael (DE) — Penn State	2007
49	Hazelton, Major (DB) — Florida A&M	1970
3	Hebert, Bobby (QB) — Northwestern State	1985-89, 91-92
26	Heidel, Jimmy (S) — Mississippi	1967
19	Henderson, Devery (WR) — Louisiana State	2004-12
19	Henderson, Othello (S) — UCLA	1993-94
65	Henry, Ricky (G) — Nebraska	2012
87	Herrmann, Don (WR) — Waynesburg	1975-77
84	Herring, Will (LB) — Auburn	2011-13
84	Hester, Jim (TE) — North Dakota	1967-69
64	Hester, Ray (LB) — Tulane	1971-73
23	Hewitt, Chris (S) — Cincinnati	1997-99
45, 34	Heyward, Craig (FB) — Pittsburgh	1988-92
76	Hicks, Akiem (DT/DE) — Regina (Sask.)	2012
81	Higgins, Michael (TE) — Nebraska-Omaha	2011-12
62	Hilgenberg, Jay (C) — Iowa	1993
61	Hilgenberg, Joel (C/G) — Iowa	1984-93
62	Hill, John (C) — Lehigh	1975-84
89	Hill, Josh (TE) — Idaho State	2013
87	Hill, Lonzell (WR) — Washington	1987-90
81	Hill, Randal (WR) — Miami (Fla.)	1997
40, 21	Hilliard, Dalton (RB) — Louisiana State	1986-93
76	Hills, Keno (G/T) — Louisiana-Lafayette	1996-99
81, 86	Hilton, Zachary (TE) — North Carolina	2003-05
78	Hines, Glen Ray (T) — Arkansas	1971-72
24	Hoage, Terry (DB) — Georgia	1984-85
53	Hobbs, Billy (LB) — Texas A&M	1972
80	Hobbs, Daryl (WR) — Pacific	1997
12	Hobert, Billy Joe (QB) — Washington	1997-99
98	Hodge, Milford (DE) — Washington State	1986
52	Hodge, Sedrick (LB) — North Carolina	2001-05
14	Hodson, Tom (QB) — Louisiana State	1995-06
57	Holden, Curtis (LB) — Washington State	2001
61	Holden, Sam (T) — Grambling State	1971
60	Holland, Montrae (G) — Florida State	2003-06
18	Hollas, Hugo (S) — Rice	1970-72
51	Holloway, Stan (LB) — California	1980
45	Holmes, Jack (RB) — Texas Southern	1978-82
21	Holt, Terrence (S) — North Carolina State	2008
87	Horn, Joe (WR) — Itawamba (Miss.) JC.	2000-06
28	Hoskins, Derrick (S) — Southern Mississippi	1996
47	Houser, Kevin (LS) — Ohio State	2000-08
68	Housman, Walter (T/G) — Upsala	1987
93	Howard, Darren (DE) — Kansas State	2000-05
29	Howard, Gene (CB) — Langston	1968-70
35	Howard, Reggie (CB) — Memphis	2000
20	Howell, Delles (CB) — Grambling State	1970-72
52	Huard, John (LB) — Maine	1971
70	Hubbard, Dave (T) — Brigham Young	1977
69	Hudson, Nat (G) — Georgia	1981
54	Hughes, Pat (LB) — Boston	1977-79
33	Hughes, Tyrone (CB) — Nebraska	1993-96
54, 53	Humber, Ramon (ILB) — North Dakota State	2010
84	Humphrey, Tory (TE) — Central Michigan	2009-11
76	Hunt, Kevin (T) — Doane	1978
60	Hunt, Robert (G) — Virginia	1999
32	Hunter, Earnest (RB) — Southeast Oklahoma	1996
28	Hurley, Bill (DB) — Syracuse	1982-83
88	Hyatt, Fred (WR) — Auburn	1973

## I

47	Ingram, Jake (LS) — Hawaii	2010
28, 22	Ingram, Mark (RB) — Alabama	2011
12	Ingram, Kevin (QB) — East Carolina	1987

# ALL-TIMEROSTER

27	Irvin, Ken (CB) — Memphis .....	2002
82	Ismail, Qadry (WR) — Syracuse .....	1998
21	Israel, Steve (CB) — Pittsburgh .....	2001
29	Ivory, Chris (RB) — Tiffin .....	2010-12

## J

30	Jackson, Ernie (CB) — Duke .....	1972-77
91	Jackson, Grady (DT) — Knoxville .....	2006-03
47	Jackson, Greg (S) — Louisiana State .....	1992
58	Jackson, Jonathan (LB) — Oregon State .....	2001
57	Jackson, Rickey (LB) — Pittsburgh .....	1981-93
88	Jackson, Willie (WR) — Florida .....	2000-01
52	Jacobs, Harry (LB) — Bradley .....	1970
64	Jacob, Kendyl (G/C) — Kansas State .....	2002-05
22	Jakes, Van (CB) — Kent State .....	1986-88
50	James, Philip (C) — Southern .....	1987
33	Jean-Baptiste, Stanley (CB) — Nebraska .....	2014
43	Jean-Batiste, Garland (FB) — Louisiana State .....	1987
80	Jeffries, Haywood (WR) — North Carolina State .....	1996
96	Jeffries, Darnell (DE) — Alabama .....	1995
92	Jenkins, John (NT) — Georgia .....	2013
27	Jenkins, Malcolm (CB/S) — Ohio State .....	2009-13
72	Jenkins, Trezelle (T) — Michigan .....	1997
36	Jennings, Stanford (RB) — Furman .....	1991
68	Jetton, Paul (G) — Texas .....	1992-93
19	Johnson, Alonzo (WR) — Central State (Ohio) .....	1998
35	Johnson, Austin (FB) — Tennessee .....	2014
22	Johnson, Benny (CB) — Johnson C. Smith .....	1976
34	Johnson, Bobby (DB) — Texas .....	1983-84, 86
77	Johnson, Carl (G) — Nebraska .....	1972-73
6	Johnson, Dirk (P) — Northern Colorado .....	2002
21	Johnson, Earl (CB) — South Carolina .....	1985
82	Johnson, Eric (TE) — Yale .....	1993
58	Johnson, J.R. (LB) — Syracuse .....	2002
94	Johnson, Joe (DE) — Louisville .....	1994-98, 2000-01
50	Johnson, John (LB) — Clemson .....	1995
45	Johnson, Nate (RB) — Texas Southern .....	1987
59	Johnson, Rufus (OLB) — Tarleton State .....	2013
96	Johnson, Tom (DE/DT) — Southern Mississippi .....	2011-13
86	Johnson, Tony (TE) — Alabama .....	1996-98
95	Johnson, Trevor (DE) — Nebraska .....	2006
80	Johnson, Tyrone (WR) — Western State (Colo.) .....	1994
29	Johnson, Undra (RB) — West Virginia .....	1989
53	Johnson, Vaughan (LB) — North Carolina State .....	1986-93
90	Johnson, Walter (LB) — Louisiana Tech .....	1989
36	Jones, Andrew (RB) — Washington State .....	1975-76
58	Jones, Brian (LB) — Texas .....	1995-96, 98
19	Jones, Charlie (WR) — Fresno State .....	2000
74	Jones, Clarence (T) — Maryland .....	1996-98
53	Jones, Donta (LB) — Nebraska .....	2000
95, 92	Jones, Ernest (DE) — Oregon .....	1995-98
29	Jones, Herana-Daze (S) — Indiana .....	2009
89	Jones, Jamal (WR) — North Carolina A&T .....	2006
59	Jones, J.J. (LB) — Arkansas .....	2002
78	Jones, Jerry (T) — Bowling Green .....	1967-69
31	Jones, Julius (RB) — Notre Dame .....	2010
2	Jones, Kim (FB) — Colorado State .....	1976-79
86, 89	Jones, Mike (WR) — Tennessee State .....	1986-87, 89
20	Jones, Ray (DB) — Southern .....	1973
25	Jones, Reginald (CB) — Memphis .....	1991-94
15	Jones, Seantavius (WR) — Valdosta State .....	2014
27	Jones, Selwyn (CB) — Colorado State .....	1994
34	Jones, Tebucky (S) — Syracuse .....	2003-04
23	Jordan, Buford (FB) — McNeese State .....	1986-92
94	Jordan, Cameron (DE) — California .....	2011
45	Jordan, Jimmy (RB) — Florida .....	1967
45	Joseph, Keith (RB) — Texas A&M .....	2006

## K

43	Kaesviham, Kevin (S) — Augustana (S.D.) .....	2007-08
71	Kaplan, Ken (T) — New Hampshire .....	1987
4	Karney, Mike (FB) — Arizona State .....	2004-08
2	Kasay, John (K) — Georgia .....	2011
46	Kearney, Jim (S) — Prairie View A&M .....	1976
28	Keaton, Curtis (RB) — James Madison .....	2002
78	Keim, Mike (T) — Brigham Young .....	1991
65	Kelemete, Senio (G) — Washington .....	2014
30	Kelley, Les (RB) — Alabama .....	1967-69
87	Kelly, Mike (TE) — Davidson .....	1973
33, 44, 47	Kelly, Rob (S) — Ohio State .....	1997-2000
5	Kempf, Florian (K) — Pennsylvania .....	1987
60	Kennard, Derek (G) — Nevada .....	1991-93
82	Kennison, Eddie (WR) — Louisiana State .....	1989
17	Kilmer, Billy (CB) — UCLA .....	1967-70
45	Kimbrough, Elbert (S) — Northwestern .....	1968
61	King, Ed (G) — Auburn .....	1995-97
75	King, Mitch (DT) — Iowa .....	2011
53	Kingree, Rick (LB) — Tulane .....	1973-78
68	Kline, Alan (T) — Ohio State .....	1994-95

40	Knafele, Greg (TE) — Notre Dame .....	1983
53	Knight, Roger (LB) — Wisconsin .....	2001-04
29	Knight, Sammy (S) — Southern California .....	1997-2002
78	Knight, Shawn (DE) — Brigham Young .....	1987
58	Knox, Kyle (LB) — Fresno State .....	2013-14
66	Knowles, David (T) — Indiana .....	1977
55	Kohlbrand, Joe (LB) — Miami (Fla.) .....	1985-89
43	Kopay, Dave (LB) — Washington .....	1971
60	Korte, Steve (C) — Arkansas .....	1983-90
52	Kovach, Jim (LB) — Kentucky .....	1979-85
89	Kramer, Kent (TE) — Minnesota .....	1967
9	Kramer, Tommy (QB) — Rice .....	1990
50	Kreutz, Olin (C) — Washington .....	2011
21	Krimm, John (S) — Notre Dame .....	1982
50	Kupp, Jake (G) — Washington .....	1967-75
67	Kuziel, Bob (C) — Pittsburgh .....	1972
57	Kyle, Jason (LS) — Arizona State .....	2009-10

## L

64	Lafary, Dave (T) — Purdue .....	1977-85
39	LaGrand, Morris (RB) — Tampa .....	1975
96	Lake, Antwan (DT) — West Virginia .....	2006-08
67	LaPorta, Phil (T) — Penn State .....	1974-75
12	Laufenberg, Babe (QB) — Indiana .....	1986
82	Lawrie, Nate (TE) — Yale .....	2005-06
39	Lawson, Odell (RB) — Langston .....	1973-74
58	Leach, Scott (LB) — Ohio State .....	1987
74	Leach, William (G/T) — North Carolina State .....	1987
48	Leach, Vonta (RB) — East Carolina .....	2006
60	Leckey, Nick (C) — Kansas State .....	2009
11	Lee, Bivian (CB) — Prairie View .....	1971-75
39	Lee, Carl (DB) — Marshall .....	1994
43	Lee, Mark (CB) — Washington .....	1991
43	Leggett, Tyrone (CB) — Nebraska .....	1992-95
62	Leggett, Brad (C) — Southern California .....	1990-91
72	Leggett, Earl (DT) — Louisiana State .....	1967-68
35	Lchan, Michael (CB) — Minnesota .....	2008
68	Lehr, Matt (C/G) — Virginia Tech .....	2008
75, 95	Leisle, Rodney (DT) — UCLA .....	2004-06, 09
68	Leito, Tim (G/C) — Grand Valley State .....	2013
52	Lemon, Mike (LB) — Kansas .....	1975
40	Leonard, Brian (RB) — Rutgers .....	2014
89	Lewis, Derrick (WR) — San Diego State .....	2002-03
93	Lewis, Gary (DT) — Oklahoma State .....	1983
22	Lewis, Gary (RB) — Arizona State .....	1970
28	Lewis, Keenan (CB) — Oregon State .....	2013
24	Lewis, Marvin (RB) — Tulane .....	1982
84	Lewis, Michael (WR) — None .....	2001-06
98	Lewis, Reggie (DE) — San Diego State .....	1982-84
3	Lewis, Rodney (CB) — Nebraska .....	1982-84
29	Leybold, John (K) — None .....	1978
78	Linden, Errol (T) — Houston .....	1969-70
54	Lindsey, Dale (LB) — Western Kentucky .....	1973
7	Linhardt, Toni (K) — Austria Tech .....	1972
86	Lipp, Louis (WR) — Southern Mississippi .....	1992
20, 21	Little, Earl (DB) — Miami (Fla.) .....	1998-99
48	Livingston, Andy (RB) — Phoenix (Ariz.) College .....	1969-70
61	Loberg, Greg (G/T) — California .....	1987
50	Loflon, Curtis (LB) — Oklahoma .....	2012-14
0	Logan, Obert (S) — Trinity .....	1967
2	Lohmiller, Chip (K) — Minnesota .....	1995
89	Long, Dave (DE) — Iowa .....	1969-72
26	Looney, Joe Don (RB) — Oklahoma .....	1969
34	Lorick, Tony (RB) — Arizona State .....	1968-69
41	Long, Erik (FB) — Stanford .....	2014
46	Lumpkin, Sean (S) — Minnesota .....	1992-96
88	Lusk, Hendrick (TE) — Utah .....	1996
43	Lyons, Dicky (S) — Kentucky .....	1970

## Mc

25, 26, 30	McAfee, Fred (RB) — Mississippi College .....	1991-93, 2000-06
29	McAlister, Chris (CB) — Arizona .....	2009
26	McAllister, Deuce (RB) — Mississippi .....	2001-09
90	McBride, Turk (DE) — Tennessee .....	2011-12
36	McCall, Don (RB) — Southern California .....	1967-68, 70
29	McCauley, Marcus (CB) — Fresno State .....	2009
19	McClard, Bill (K) — Arkansas .....	1973-75
13, 44	McCleskey, J.J. (WR/S) — Tennessee .....	1993-96
67	McCollum, Andy (G) — Toledo .....	1994-98
71, 75	McCormick, Dave (T) — Louisiana State .....	1967-68
51	McCoy, Larry (LB) — Lamar .....	1987
59	McCoy, Matt (LB) — San Diego State .....	2007
44	McCraty, Fred (FB) — Mississippi State .....	1997
7	McCown, Luke (QB) — Louisiana Tech .....	2013
93	McCray, Bobby (DE) — Florida .....	2008-09
80	McCulloch, Earl (WR) — Southern California .....	1974
36	McIntyre, Cory (RB) — West Virginia .....	2006
89	McGarity, Wayne (WR) — Texas .....	2001
18	McGeoghan, Phil (RB) — Maine .....	2003



# ALL-TIME ROSTER

OWNERSHIP

FOOTBALL

ADMINISTRATION

RECORDS

HISTORY

49	McGill, Ralph (S) — Tulsa	1978-79
76	McGuire, Gene (C) — Notre Dame	1992
92	McIntosh, Toddrick (DE) — Florida State	1995
43, 34	McKenzie, Mike (CB) — Memphis	2004-09
97	McKinley, Alvin (DT) — Mississippi State	2008
59	McKinnon, Ronald (LB) — North Alabama	2005
42	McLemore, Dana (DB) — Hawaii	1986
29	McMillian, Mark (CB) — Alabama	1996
27	McNeill, Rod (RB) — Southern California	1974-75
12	McNeill, Tom (P) — Stephen F. Austin	1967-69
5	McPherson, Adrian (QB) — Florida State	2005
25	McQuay, Leon (RB) — Tampa	1976
76	McQuistan, Pat (T) — Weber State	2011

## M

47	Mack, Cedric (CB) — Baylor	1992-93
44	Mack, Elbert (CB) — Troy	2012
24	Mack, Milton (CB) — Alcorn State	1987-91
36	Maille, Marcus (FB) — Weber State	2009
8	Manning, Archie (QB) — Mississippi	1971-75, 77-82
91	Marchiol, Ken (LB) — Mesa State	1987
2	Mare, Olindo (C) — Syracuse	2007
75	Marrone, Doug (G) — Syracuse	1989
40	Marsalis, Jim (S) — Tennessee State	1977
23	Marshall, James (DB) — Jackson State	1980
59	Martin, Chris (LB) — Auburn	1983
22	Martin, D'Artagnan (CB) — Kentucky State	1971
84	Martin, Eric (WR) — Louisiana State	1985-93
10	Martin, Jamie (QB) — Weber State	2006-07
93	Martin, Wayne (DE/DT) — Arkansas	1989-99
86	Martini, Rich (WR) — Cal-Davis	1981
40	Massey, Robert (CB) — North Carolina Central	1989-90
24	Mathis, Kevin (CB) — Texas A&M-Commerce	2000-01
56	Mathis, Reggie (LB) — Oklahoma	1979-80
35	Matthews, Henry (RB) — Michigan State	1973
64	Maurer, Andy (G) — Oregon	1974
84	Mauti, Rich (WR) — Penn State	1977-80, 82-83
39	Maxie, Brett (S) — Texas Southern	1985-93
28	Maxson, Alvin (RB) — Southern Methodist	1974-76
75	Mayberry, Jermame (G) — Texas A&M Kingsville	2005
22	Mayes, Michael (CB) — Louisiana State	1989
36	Mayes, Rueben (RB) — Washington State	1986-88, 90
17	Meachem, Robert (WR) — Tennessee	2007-11, 13-14
5	Mehlhoff, Taylor (K) — Wisconsin	2008
80	Meier, Shad (TE) — Kansas State	2005
51, 53	Melton, Terrence (LB) — Rice	2004-06
19	Merkens, Guido (QB/WR/DB) — Sam Houston State	1980-85
57	Merlo, Jim (LB) — Stanford	1973-74, 76-79
71	Merrill, Casey (DT) — Cal-Davis	1986
70	Meseroll, Mark (T) — Florida State	1978
92, 99	Mickell, Darren (DE) — Florida	1996-97, 99
54	Middleton, Rick (LB) — Ohio State	1974-75
10	Mike-Mayer, Steve (K) — Maryland	1978
83	Miller, Billy (TE) — Southern California	2006-08
67	Miller, Bubba (C/G) — Tennessee	2002
84	Miller, Junior (TE) — Nebraska	1984
69	Miller, Les (DT) — Fort Hays State	1991-94
80	Miller, Mike (WR) — Tennessee	1985
51	Mills, Sam (LB) — Montclair State	1986-94
40	Milne, Brian (FB) — Penn State	2000
32	Minor, Lincoln (RB) — New Mexico State	1973
88	Mitchell, Derrell (WR) — Texas Tech	1994
83	Mitchell, Johnny (TE) — Nebraska	2001
94	Mitchell, Kawika (LB) — South Florida	2010
59	Mitchell, Keith (LB) — Texas A&M	1997-01
50	Mitchell, Kevin (LB) — Syracuse	1998-1999
50	Mitchell, Marvin (LB) — Tennessee	2007-10
40	Mitchell, Mel (S) — Western Kentucky	2002, 04-05
25	Molden, Alex (CB) — Oregon	1996-2000
97	Monroe, Derrius (DE) — Virginia Tech	2002
77	Montgomery, Marv (T) — Southern California	1976-77
24	Montgomery, Monty (S) — Houston	2004
74	Moore, Doug (DE) — Whittier	1971-72
74	Moore, Derland (DT) — Oklahoma	1973-85
95	Moore, Eric (DE) — Florida State	2006
32	Moore, Jerald (RB) — Oklahoma	2000
25	Moore, Jerry (S) — Arkansas	1973-74
16	Moore, Lance (WR) — Toledo	2005-13
21	Moore, Reynaud (CB) — UCLA	1971
17	Mooring, John (T) — Tampa	1974
13	Morgan, Joseph (WR) — Walsh	2012, 2014
57	Morgan, Mike (LB) — Louisiana State	1969-70
77	Morris, Chris (T) — Indiana	1975
76	Morrison, Don (T) — Texas-Arlington	1971-77
35	Morse, Bobby (FB) — Michigan State	1989-91
6	Morstead, Thomas (P) — Southern Methodist	2009
30	Morton, Chad (RB) — Southern California	2000
42	Muncie, Chuck (CB) — California	1976-80
31	Murphy, Jerome (CB) — South Florida	2012
22	Muster, Brad (FB) — Stanford	1993-94

37	Myers, Tommy (S) — Syracuse	1972-81
55	Myles, DeShone (LB) — Nevada	2001

## N

65	Naeole, Chris (G) — Colorado	1997-01
55	Nairne, Rob (LB) — Oregon	1981-83
23, 22	Neal, Lorenzo (FB) — Fresno State	1993-96
87, 68	Neal, Richard (DE) — Southern	1969-72, 78
36	Ned, Derrick (FB) — Grambling State	1993-95
37	Nelson, Jerico (S) — Arkansas	2012
67	Nesbit, Jamar (G/T) — South Carolina	2004-09
24	Nevett, Elijah (CB) — Clark Atlanta	1967-70
64	Newkirk, Robert (DE) — Michigan State	1999
41	Newland, Bob (WR) — Oregon	1971-74
30	Newman, Anthony (S) — Oregon	1995-97
86	Newman, Patrick (WR) — Utah State	1991-93
78	Newsome, Billy (DE) — Grambling State	1973-74
31	Newsome, Richard (S) — Michigan State	2001
38	Nicholson, Calvin (CB) — Oregon State	1989-91
77	Nicks, Carl (G) — Nebraska	2008-11
93, 79	Ninkovich, Rob (DE) — Purdue	2006, 2008
11	Ninowski, Jim (QB) — Michigan State	1969
33	Norris, Moran (FB) — Kansas	2001-02
60	Novitsky, Craig (C/T) — UCLA	1994-96
13	Nussmeier, Doug (QB) — Idaho	1994-97
36	Nyvall, Vic (RB) — Northwestern State	1970

## O

2	O'Neal, Ken (TE) — Oklahoma State	1987
10	O'Neal, Steve (P) — Texas A&M	1987
9	O'Sullivan, J.T. (QB) — Cal-Davis	2002-04
23	Ogden, Ray (WR) — Alabama	1967
86	Og, Onome (WR) — Cal-Davis	2001
28	Oldham, Chris (S) — Oregon	2000-01
70, 69	Olsen, Eric (G/C) — Notre Dame	2011-12, 2014
86	Ortega, Buck (TE) — Miami (Fla.)	2008-09
35	Otis, Jim (RB) — Ohio State	1970
66	Oubre, Louis (G) — Oklahoma	1982-84
49	Owens, Artie (WR) — West Virginia	1980
72	Owens, Joe (DE) — Alcorn State	1971-75
86	Owens, John (TE) — Notre Dame	2006-07
83	Owens, Tinker (WR) — Oklahoma	1976, 78-80

## P

35	Pahukoa, Shane (S) — Washington	1995
4	Pakulak, Glenn (P) — Kentucky	2008
3	Palko, Tyler (QB) — Pittsburgh	2007
52	Palmer, Dick (LB) — Kentucky	1972-73
75	Palmer, Emile (DT) — Syracuse	1996
42, 88	Parker, Joel (WR) — Florida	1974-75, 77
96	Parker, Steve (DE) — Idaho	1980
83	Parks, Dave (TE) — Texas Tech	1968-72
17	Partridge, Rick (P) — Utah	1979
80	Pathon, Jerome (WR) — Washington	2002-04
32	Pattick, Johnny (CB) — Louisville	2011-12
81	Patten, David (WR) — Western Carolina	2007-08
88	Pattison, Mark (WR) — Washington	1987-88
50	Paul, Whitney (LB) — Colorado	1982-85
53	Perout, Scott (LB) — Washington State	1981-85
71	Perrit, Petey (G) — Northwestern State	1985
80	Perriman, Brett (WR) — Miami (Fla.)	1988-90
39	Perry, Darren (S) — Penn State	2000
32	Perry, Vernon (S) — Jackson State	1983
33	Perry, Wilmont (RB) — Livingstone	1998-99
79	Petitti, Rob (T) — Pittsburgh	2006
45	Petry, Stan (CB) — Texas Christian	1991
34	Phillips, Jess (RB) — Michigan State	1973-74
43	Phillips, Kim (CB) — North Texas	1989
37	Phillyaw, Dino (RB) — Oregon	1999
76	Pietrzak, Jim (C) — Eastern Michigan	1979-84
35	Pittman, David (CB) — Northwestern State	2008
75	Pittman, Julian (DT) — Florida State	1998
22	Pitts, Elijah (RB) — Philander Smith	1970
82	Poage, Ray (TE) — Texas	1967-70
25	Poe, Johnnie (CB) — Missouri	1981-87
82	Pollard, Bob (DE) — Weber State	1971-77
83	Poole, Keith (WR) — Arizona State	1997-2000
88	Poole, Nate (WR) — Marshall	2005
70	Port, Chris (G/T) — Duke	1991-95
59	Porter, Rufus (LB) — Southern	1995-96
22	Porter, Tracy (CB) — Indiana	2008-11
40	Powell, Marvin (FB) — Southern California	1999
56	Powell, Ronald (LB) — Florida	2014
33	Pressee, Steve (DB) — Oregon State	1969
90	Pressley, DeMario (DT) — North Carolina State	2012
75	Price, Alex (DT) — Alcorn State	1973-80
31	Price, Marcus (T) — Louisiana State	2000-01
31	Pringle, Pierson (S) — Virginia Tech	2009-10

# ALL-TIME ROSTER

23	Profit, Joe (RB) — Louisiana-Monroe.....	1973
65	Prudhomme, Remi (G/C) — Louisiana State.....	1971-72
37	Pugh, Jordan (S) — Texas A&M.....	2013

## R

47	Rackley, David (DB) — Texas Southern.....	1985
21	Ramsey, Nate (S) — Indiana.....	1973
16	Ramsey, Steve (QB) — North Texas.....	1970
86	Rasby, Walter (TE) — Wake Forest.....	2003
66	Rasley, Rocky (G) — Oregon State.....	1974
22	Ray, Ricky (CB) — Norfolk State.....	1979-80
21	Reaves, Ken (CB) — Norfolk State.....	1974
56	Rebowe, Rusty (LB) — Nicholls State.....	1978
58	Reddick, Kevin (ILB) — North Carolina.....	2013
52	Redd, Glen (LB) — Brigham Young.....	1981, 83-86
86	Reed, Jake (WR) — Grambling State.....	2000, 02
60	Reese, Don (DE) — Jackson State.....	1978-80
39	Reis, Chris (S) — Georgia Tech.....	2007-10
75	Rengel, Mike (DT) — Hawaii.....	1969
76	Reyes, Tutan (T) — Mississippi.....	2000-02
84	Rhem, Steve (WR) — Minnesota.....	1994-95
1	Ricardo, Benny (K) — San Diego State.....	1980-81
55	Rice, Floyd (LB) — Alcorn State.....	1978
56	Richardson, Jay (OLB) — Ohio State.....	2013
75	Richey, Mike (T) — North Carolina.....	1970
84	Riley, Preston (WR) — Memphis.....	1973
66, 68	Riley, Victor (T) — Auburn.....	2002-04
14	Riordan, Tim (QB) — Temple.....	1987
77	Rissmiller, Ray (T) — Georgia.....	1967
82	Rivers, Marcellus (TE) — Oklahoma State.....	2006
83	Roaches, Carl (KR) — Texas A&M.....	1985
77	Roaf, William (T) — Louisiana Tech.....	1993, 2001
95	Robbins, Austin (DT) — North Carolina.....	1996-99
27	Roberts, Walt (WR) — San Jose State.....	1967
29	Robinson, Khiry (RB) — West Texas A&M.....	2013
34, 21	Robinson, Patrick (CB) — Florida State.....	2010-14
70	Robinson, Craig (T) — Houston.....	1972-73
47	Robinson, Virgil (RB) — Grambling State.....	1971-72
70, 68	Robinson, William (T) — San Diego State.....	2011-12
15	Roby, Courtney (WR) — Indiana.....	2008-12
34	Rodenberger, Jeff (FB) — Maryland.....	1987
59	Rodgers, Derrick (LB) — Arizona State.....	2003-04
54	Roe, Bill (LB) — Colorado.....	1987
38	Rogers, George (RB) — South Carolina.....	1981-84
41	Rogers, Jimmy (RB) — Oklahoma.....	1980-84
92	Rogers, Shaun (DT) — Texas.....	2011
26	Rogers, Steve (RB) — Louisiana State.....	1975
75	Rollins, Baron (G) — Louisiana Tech.....	1994
44	Rose, George (CB) — Auburn.....	1967
55	Ross, Scott (LB) — Southern California.....	1991
78	Roth, Tom (C/G) — Southern Illinois.....	1994
70	Rourke, Jim (T) — Boston College.....	1985
54	Roussel, Tom (LB) — Southern Mississippi.....	1971-72
76	Rowe, Dave (DT) — Penn State.....	1967-70
3	Royals, Mark (P) — Appalachian State.....	1997-98
56	Ruff, Orlando (LB) — Furman.....	2003-04
55	Rudd, Barrett (LB) — Nebraska.....	2012
89	Ryan, Sean (TE) — Boston College.....	2008
54	Ryzek, Paul (C) — Virginia.....	1981

## S

99	Sagapolio, Pto (DT) — San Diego State.....	1997
68	Saindon, Pat (G) — Vanderbilt.....	1986
73	Sandeman, Bill (T) — Pacific.....	1967
74	Sanderson, Scott (G/T) — Washington State.....	2001-02
38	Sanford, Jamarca (S) — Mississippi.....	2014
51	Saul, Bill (LB) — Penn State.....	1969
18	Saunders, Jalen (WR) — Oklahoma.....	2014
93, 95	Savage, Josh (DE) — Utah.....	2007-08
85	Savoie, Nicky (TE) — Louisiana State.....	1997
83	Scales, Greg (TE) — Wake Forest.....	1988-91
21	Scarpati, Joe (DB) — North Carolina State.....	1970
24	Scott, Bryan (S) — Penn State.....	2006
63	Schmidt, Roy (G) — Long Beach State.....	1967-68
40	Schmidt, Terry (CB) — Ball State.....	1974-75
66	Schreiber, Adam (G) — Texas.....	1985
33	Schultz, Randy (RB) — Northern Iowa.....	1967-68
71	Schumacher, Kurt (G) — Ohio State.....	1975-77
48	Schwartz, Don (S) — Washington State.....	1978-80
60	Schweda, Brian (DE) — Kansas.....	1967-68
74	Sciffes, Steve (T) — Wyoming.....	1999
12	Scott, Bobby (QB) — Tennessee.....	1973-82
80	Scott, Lindsay (WR) — Georgia.....	1982-85
87	Scott, Malcolm (TE) — Louisiana State.....	1987
84	Seal, Paul (TE) — Michigan.....	1974-76
63	Setterstrom, Chad (G) — Northern Iowa.....	2004-06
28	Shabazz, Sideeq (S) — New Mexico State.....	2005
58	Shanle, Scott (LB) — Nebraska.....	2006-12
42	Sharper, Darren (S) — William & Mary.....	2009-10

30	Shaw, Bob (WR) — Winston-Salem State.....	1970
76	Shaw, Rickie (T) — North Carolina.....	1993
89	Shepard, Derrick (WR) — Oklahoma.....	1989
67	Shinners, John (G) — Xavier (Ohio).....	1969-71
88	Shockey, Jeremy (TE) — Miami (Fla.).....	2008-10
5	Shuler, Heath (QB) — Tennessee.....	1997-98
5	Shy, Don (RB) — San Diego State.....	1969
71	Siglar, Ricky (T) — San Jose State.....	1997-98
51	Simmons, Brian (LB) — North Carolina.....	2007
53	Simmons, Dave (LB) — Georgia Tech.....	1967
25	Simmons, Jerry (WR) — Bethune-Cookman.....	1967
96	Simmons, Michael (DE) — Mississippi State.....	1989-90
53	Simoneau, Mark (LB) — Kansas State.....	2006-08
54	Simonini, Ed (LB) — Texas A&M.....	1982
79	Slaughter, Chuck (T) — South Carolina.....	1982
53	Slaughter, T.J. (LB) — Southern Mississippi.....	2005
88, 48	Sloan, David (TE) — New Mexico.....	2002-03
81, 84	Slutzker, Scott (TE) — Iowa.....	1998-99
83	Small, Torrance (WR) — Alcorn State.....	1992-96
32	Smeenge, Joel (DE/LB) — Western Michigan.....	1990-94
32	Smith, Antowain (RB) — Houston.....	2005
91	Smith, Brady (DE) — Colorado State.....	1996-99
30	Smith, Cedric (FB) — Florida.....	1991
54	Smith, Darrin (LB) — Miami (Fla.).....	2000-04
24	Smith, Dwight (S) — Akron.....	2005
82	Smith, Irv (TE) — Notre Dame.....	1993-97
90	Smith, Kenny (DT) — Alabama.....	2001-04
36, 26	Smith, Lamar (RB) — Houston.....	1998-99, 2003
66	Smith, Royce (G) — Georgia.....	1972-73
99	Smith, Shaun (DT) — South Carolina.....	2004
44	Smith, Terrelle (FB) — Arizona State.....	2000-03
52	Smith, Vinson (LB) — East Carolina.....	1998-99
91	Smith, Will (DE) — Ohio State.....	2004-12
32	Sobchinski, Olanby (FB) — Portland State.....	2008
11	South, Ronnie Lee (QB) — Arkansas.....	1968
33	Spears, Ernest (S) — Southern California.....	1990
37	Spencer, Jimmy (CB) — Florida.....	1992-95
29	Spencer, Maurice (CB) — North Carolina Central.....	1974-76, 78
96	Spicer, Paul (DE) — Saginaw Valley State.....	2009
47	Spivey, Mike (CB) — Colorado.....	1980-81
43	Sproles, Darren (RB) — Kansas State.....	2011-13
16	Stabler, Ken (QB) — Alabama.....	1982-84
89	Stachelski, Dave (TE) — Boise State.....	2000-01
83	Stallworth, Donté (WR) — Tennessee.....	2002-05
90	Stanley, Israel (DE) — Arizona State.....	1995
72	Stanley, Montavious (DT) — Louisville.....	2008
32	Stauch, Scott (RB) — UCLA.....	1981
27	Stecker, Aaron (RB) — Western Illinois.....	2004-08
22	Stemrick, Greg (CB) — Colorado State.....	1983
26	Stevens, Howard (RB) — Louisville.....	1973-74
87	Stewart, Jimmy (S) — Tulsa.....	1977
87	Stickles, Monty (TE) — Notre Dame.....	1968
68	Stieve, Terry (G) — Wisconsin.....	1976-77
84	Stills, Kenny (WR) — Oklahoma.....	2013-14
78	Stinchcomb, Jon (T) — Georgia.....	2003-04, 06-10
55	Stincin, Tom (LB) — Michigan.....	1972
71	Stokes, Fred (DE) — Georgia Southern.....	1996
52	Stonebreaker, Mike (LB) — Notre Dame.....	1994
71	Stonebreaker, Steve (TE) — Detroit.....	1967-68
23	Stoutmire, Omar (S) — Fresno State.....	2006
49	Stowers, Tommie (LB) — Missouri.....	1992-93
33	Strachan, Mike (RB) — Iowa State.....	1975-80
58	Strand, Eli (G) — Iowa State.....	1967
64	Strief, Zach (T) — Northwestern.....	2006
42	Strong, Jim (RB) — Houston.....	1971-72
42	Strong, William (CB) — North Carolina State.....	1995-96
73	Sturm, Jerry (T/C) — Illinois.....	1967-70
68	Sturt, Fred (G) — Bowling Green.....	1978-81
97	Sullivan, Johnathan (DT) — Georgia.....	2003-05
43	Sunseri, Vinnie (S) — Alabama.....	2014
60	Sutherland, Doug (G) — Wisconsin-Superior.....	1970
29	Sutton, Jon (CB) — New Mexico.....	1987
18	Sutton, Reggie (CB) — Miami (Fla.).....	1987-88
34	Sweetan, Karl (QB) — Wake Forest.....	1968
56	Sweeting, Rod (CB) — Georgia Tech.....	2013
79	Swilling, Pat (LB) — Georgia Tech.....	1986-92
37	Swinney, Clovis (DT) — Arkansas State.....	1970
15	Swoopes, Pat (DT) — Mississippi State.....	1987-89
88	Szaro, Rich (K) — Harvard.....	1975-78
	Szymkowski, Dave (WR) — West Texas A&M.....	1968

## T

72	Talbott, Don (T) — Texas.....	1969-70
22	Tanner, Andy (WR) — Midwestern State.....	1987
22	Taylor, Derrick (S) — North Carolina State.....	1987
31	Taylor, James (T) — Missouri.....	1978-81
31	Taylor, Jim (RB) — Louisiana State.....	1967
29	Taylor, Keith (S) — Illinois.....	1992-93
77	Taylor, Mike (T) — Southern California.....	1969-70
65	Tennant, Matt (C/G) — Boston College.....	2010-11

# ALL-TIME ROSTER

## OWNERSHIP

## FOOTBALL

## ADMINISTRATION

## RECORDS

## HISTORY

78	Terrell, Daryl (T) — Southern Mississippi	1999-2001	44	Waymer, Dave (DB) — Notre Dame	1980-89
50	Terry, Corey (LB) — Tennessee	2000	42, 24	Weary, Fred (CB) — Florida	1998-2001
86	Thaxton, James (TE) — Tennessee State	1976-77	7	Weatherford, Steve (P) — Illinois	2006-08
28	Thomas, Anthony (RB) — Michigan	2005	85	Weatherspoon, Cephus (WR) — Fort Lewis College	1972
23	Thomas, Charlie (KR) — Tennessee State	1975	56	Weissenhofer, Ron (LB) — Notre Dame	1987
85	Thomas, Curtland (WR) — Missouri	1987	42	Welch, Claxton (RB) — Oregon	1970
25	Thomas, David (TE) — Texas	2009-12	54	Wendryhoski, Joe (C) — Illinois	1967-68
85	Thomas, Fred (CB) — Tennessee-Martin	2000-07	60	Westbrooks, Greg (LB) — Colorado	1975-77
72	Thomas, Henry (G) — Texas State	1987	84	Wheatley, Austin (TE) — Iowa	2000
99	Thomas, Hollis (DT) — Northern Illinois	2006-08	39	Wheelwright, Ernie (RB) — Southern Illinois	1967-70
89	Thomas, Joe (WR) — Mississippi Valley State	1987	86	Whitaker, Creston (WR) — North Texas	1972
33	Thomas, Joey (CB) — Montana State	2005	24	White, Corey (CB/S) — Samford	2012-14
14	Thomas, Levon (WR) — Georgia Tech	2005	79	White, Mitch (T) — Oregon State	2001
23	Thomas, Pierre (RB) — Illinois	2007-14	98	Whitehead, Willie (DE/DT) — Auburn	1999-2006
17	Thomas, Speedy (WR) — Utah	1973-74	28	Whitsell, Dave (CB) — Indiana	1967-69
89	Thompson, Aundra (WR) — Texas A&M-Commerce	1981-82	59	Whittingham, Fred (LB) — Cal Poly-San Luis Obispo	1967-68
37	Thompson, Bennie (S) — Grambling	1989-91	23	Whittle, Ricky (RB) — Oregon	1996
27	Thompson, Bobby (S) — Arizona	1969	66	Wickert, Tom (G) — Washington State	1975-76
65	Thompson, Dave (T) — Clemson	1974-75	49	Wicks, Bob (WR) — Utah State	1974
96	Thorp, Don (DT) — Illinois	1984	47	Wilcox, Josh (TE) — Oregon	1998-99
33	Thurman, Junior (DB) — Southern California	1987	99	Wilkinson, Jimmy (DL) — Oklahoma	2010
82	Tice, John (TE) — Maryland	1983-92	94	Wilks, Jim (DE/DT) — San Diego State	1981-93
74	Tilleman, Mike (DT) — Montana	1967-70	82	Williams, Boo (TE) — Arkansas	2001-04
71	Tillman, Faddie (DT) — Boise State	1972	51	Williams, Brian (LB) — Southern California	2001
11, 14	Todd, Richard (QB) — Alabama	1984-85	88	Williams, Brooks (TE) — North Carolina	1978-81
54	Toles, Alvin (LB) — Tennessee	1985-88	61	Williams, Del (G) — Florida State	1967-73
11	Tolliver, Billy Joe (QB) — Texas Tech	1998-2000	90	Williams, James (LB) — Mississippi State	1990-94
90	Tomich, Jared (DE) — Nebraska	1997-2000	24	Williams, Joe (RB) — Wyoming	1972
88	Toon, Nick (WR) — Wisconsin	2013-	45	Williams, John (FB) — Wisconsin	1986
20	Torrence, Leigh (CB) — Stanford	2008-11	66	Williams, Larry (G) — Notre Dame	1991
32	Toussaint, Darrell (DB) — Northwestern State	1987	96	Williams, Melvin (DE) — Kansas State	2003-04
71	Towmes, Willie (DE) — Tulsa	1970	69	Williams, Ralph (G) — Southern	1985-86
65	Trapilo, Steve (G) — Boston College	1987-90, 92	86	Williams, Richard (WR) — Abilene Christian	1974
54	Tubbs, Winfred (LB) — Texas	1994-97	34	Williams, Ricky (RB) — Texas	1999-2001
58	Tupala, Joe (LB) — San Diego State	1999	21	Williams, Robert (CB) — North Carolina	1999
26	Tullis, Willie (CB) — Troy State	1985-86	63	Williams, Wally (G) — Florida A&M	1999-2002
68	Turley, Kyle (G/T) — San Diego State	1998-2002	65	Williams, Willie (T) — Louisiana State	1994
97	Turnbull, Renaldo (DE/LB) — West Virginia	1990-96	63	Willis, Donald (G) — North Carolina A&T	1995-97
88	Turner, Floyd (WR) — Northwestern State	1989-93	89	Willis, Len (WR) — Ohio State	1977
86	Twynner, Gunnard (WR) — Western Illinois	1997	77	Willis, Ray (T) — Florida State	2011
42	Tyler, Toussaint (RB) — Washington	1981-82	4	Wilmsmeyer, Klaus (P) — Louisville	1995-96

## U

62	Uhlenhake, Jeff (C) — Ohio State	1994-95
----	----------------------------------	---------

## V

32	Vaccaro, Kenny (S) — Texas	2013-
35	Van Wagner, Jim (FB) — Michigan Tech	1978
52	Vanderbunt, Skip (LB) — Oregon State	1978
58	Vandersee, Phil (LB) — Massachusetts	1967
79	Verdon, Jimmy (DE) — Arizona State	2005
66	Verstegen, Mike (G) — Wisconsin	1995-97
51	Vilma, Jonathan (LB) — Miami (Fla.)	2008-13
62	Virgil, Lawrence (NT) — Valdosta State	2014-

## W

30	Wade, Trevin (CB) — Arizona	2013
7	Wagner, Terrence (C) — Sacramento State	2003
87	Wainright, Frank (TE) — Northern Colorado	1991-93
83	Walker, Dwight (WR) — Nicholls State	1987
78	Walker, Jeff (G) — Memphis	1988-89
80	Walker, Mike (DE) — Tulane	1971
75	Walker, Tyrann (DT/DE) — Tulsa	2012-14
85	Walls, Wesley (TE) — Mississippi	1994-95
4	Walsh, Steve (QB) — Miami (Fla.)	1990-93
21	Ward, Carl (S) — Michigan	1969
72	Ward, Chris (T) — Ohio State	1984
58	Ward, Phillip (LB) — UCLA	2000
78	Warner, Ron (LB) — Kansas	1998
93	Warren, Frank (DE) — Auburn	1981-89, 91-94
42	Warren, Pierre (S) — Jacksonville State	2014-
55	Washington, Dave (LB) — Alcorn State	1980
26	Washington, Mickey (CB) — Texas A&M	1997
59	Waters, Anthony (LB) — Clemson	2009-10
88	Waters, Mike (TE) — San Diego State	1987
82	Watson, Benjamin (TE) — Georgia	2013-
55	Watson, Courtney (LB) — Notre Dame	2004-05
67	Watson, John (T) — Oklahoma	1977-79
69	Watson, Mike (T) — Miami (Ohio)	1977
41	Wattelet, Frank (S) — Kansas State	1981-87

44	Waymer, Dave (DB) — Notre Dame	1980-89
42, 24	Weary, Fred (CB) — Florida	1998-2001
7	Weatherford, Steve (P) — Illinois	2006-08
85	Weatherspoon, Cephus (WR) — Fort Lewis College	1972
56	Weissenhofer, Ron (LB) — Notre Dame	1987
42	Welch, Claxton (RB) — Oregon	1970
54	Wendryhoski, Joe (C) — Illinois	1967-68
60	Westbrooks, Greg (LB) — Colorado	1975-77
84	Wheatley, Austin (TE) — Iowa	2000
39	Wheelwright, Ernie (RB) — Southern Illinois	1967-70
86	Whitaker, Creston (WR) — North Texas	1972
24	White, Corey (CB/S) — Samford	2012-14
79	White, Mitch (T) — Oregon State	2001
98	Whitehead, Willie (DE/DT) — Auburn	1999-2006
28	Whitsell, Dave (CB) — Indiana	1967-69
59	Whittingham, Fred (LB) — Cal Poly-San Luis Obispo	1967-68
23	Whittle, Ricky (RB) — Oregon	1996
66	Wickert, Tom (G) — Washington State	1975-76
49	Wicks, Bob (WR) — Utah State	1974
47	Wilcox, Josh (TE) — Oregon	1998-99
99	Wilkinson, Jimmy (DL) — Oklahoma	2010
94	Wilks, Jim (DE/DT) — San Diego State	1981-93
82	Williams, Boo (TE) — Arkansas	2001-04
51	Williams, Brian (LB) — Southern California	2001
88	Williams, Brooks (TE) — North Carolina	1978-81
61	Williams, Del (G) — Florida State	1967-73
90	Williams, James (LB) — Mississippi State	1990-94
24	Williams, Joe (RB) — Wyoming	1972
45	Williams, John (FB) — Wisconsin	1986
66	Williams, Larry (G) — Notre Dame	1991
96	Williams, Melvin (DE) — Kansas State	2003-04
69	Williams, Ralph (G) — Southern	1985-86
86	Williams, Richard (WR) — Abilene Christian	1974
34	Williams, Ricky (RB) — Texas	1999-2001
21	Williams, Robert (CB) — North Carolina	1999
63	Williams, Wally (G) — Florida A&M	1999-2002
65	Williams, Willie (T) — Louisiana State	1994
63	Willis, Donald (G) — North Carolina A&T	1995-97
89	Willis, Len (WR) — Ohio State	1977
77	Willis, Ray (T) — Florida State	2011
4	Wilmsmeyer, Klaus (P) — Louisville	1995-96
18	Wilson, Dave (QB) — Illinois	1981, 83-89
95	Wilson, Martez (LB/DE) — Illinois	2011-13
42, 24	Wilson, Jerry (CB) — Southern	2001-02
42	Wilson, Ray (S) — New Mexico	1994
80	Wilson, Robert (WR) — Florida A&M	2000-01
45	Wilson, Tim (FB) — Maryland	1983-84
79, 92	Wilson, Troy (DE) — Pittsburg State	1998-99
18	Wilson, Wade (QB) — Texas A&M-Commerce	1993-94
30	Wilson, Wayne (FB) — Shepherd	1979-86
71	Winans, Jeff (DT) — Southern California	1976
80	Winslow, Doug (WR) — Drake	1973
9	Winslow, George (P) — Villanova	1989
92	Winston, DeMont (LB) — Vanderbilt	1990, 92-94
56	Winston, Dennis (LB) — Arkansas	1982-85
68	Winther, Wimpy (C) — Mississippi	1972
24	Woerner, Scott (DB) — Georgia	1987
19	Wood, Gary (QB) — Cornell	1967
73	Wood, John (DE) — Louisiana State	1993
95	Woodard, Cedric (DT) — Texas	2005
65	Woods, Robert (T) — Tennessee State	1977-80
47	Woodson, Mary (S) — Indiana	1969
34	Word, Barry (RB) — Virginia	1987-88
7	Wuerffel, Danny (QB) — Florida	1997-99
23	Wyatt, Doug (S) — Tulsa	1970-72
43, 35	Wynn, DeShawn (RB) — Florida	2010
98	Wynn, Renaldo (DT/DE) — Notre Dame	2007

## Y

1	Yepremian, Garo (K) — None	1979
65	Young, Bob (G) — Howard Payne	1981
66	Young, Brian (DT) — UTEP	2004-08
93	Young, Kevin (DE) — Utah State	1987
89	Young, Tyrone (WR) — Florida	1983-84
38, 28	Young, Usama (CB/S) — Kent State	2007-10
20	Youngblood, George (S) — Los Angeles State	1967-68

## Z

79	Zanders, Emanuel (G) — Jackson State	1974-80
34	Zellers, Ray (FB) — Notre Dame	1995-98

# ALL-TIME NUMERICAL ROSTER

**0**  
Obert Logan (S).....1967

**00**  
Ken Burrough (WR).....1970

**1**  
Gary Yepremian (K).....1979  
Benny Ricardo (K).....1980-81  
Martin Gramatica (K).....2007-08

**2**  
Chip Lohmiller (K).....1995  
Aaron Brooks (QB).....2000-05  
Olindo Mare (K).....2007  
John Kasay (K).....2011

**3**  
Skip Butler (K).....1971  
John Leyboldt (K).....1978  
Bobby Hebert (QB).....1985-89, 91-92  
Mark Royals (P).....1997-98  
John Carney (K).....2001-06, 09-10  
Tyler Palko (QB).....2007  
Joey Harrington (QB).....2008  
Shayne Graham (K).....2013-14

**4**  
Mike Cofer (K).....1987  
Steve Walsh (QB).....1990-93  
Klaus Wilmsmeyer (P).....1995-96  
Toby Gowin (P).....2000-02  
Todd Bouman (QB).....2003-05  
Billy Cundiff (K).....2006  
Glenn Pakulak (P).....2008  
Sean Canfield (QB).....2010-11  
Ryan Griffin (QB).....2013-

**5**  
Florian Kempf (K).....1987  
Heath Shuler (QB).....1997-98  
Adrian McPherson (QB).....2005  
Taylor Mehlhaff (K).....2008  
Garrett Hartley (K).....2008-13

**6**  
Tommy Barnhardt (P).....1987, 89-94, 99  
Dirk Johnson (P).....2002  
Thomas Morstead (P).....2009-

**7**  
Toni Linhart (K).....1972  
Guy Benjamin (QB).....1980  
Morten Andersen (K).....1982-94  
Danny Wuerffel (QB).....1997-99  
Steve Weatherford (P).....2006-08  
Ben Graham (P).....2008  
Luke McCown (QB).....2013-

**8**  
Archie Manning (QB).....1971-75, 77-82

**9**  
Happy Feller (K).....1972-73  
George Winslow (P).....1989  
Tommy Kramer (QB).....1990  
Jake Delhomme (QB).....1998-99  
Drew Brees (QB).....2006-

**10**  
Charlie Durkee (K).....1967-68, 71-72  
Julian Fagan (P).....1970-72  
Steve O'Neal (P).....1973  
Bobby Douglass (QB).....1976-77  
Tom Jurich (K).....1978  
Steve Mike-Mayer (K).....1978  
Brian Hansen (P).....1984-88  
Tommy Barnhardt (P).....1987, 89-94

Cary Blanchard (K).....1992  
Doug Brien (K).....1995-2000  
Jamie Martin (QB).....2006-07  
Skyler Green (WR).....2008  
Chase Daniel (QB).....2009-12  
Brandin Cooks (WR).....2014-

**11**  
Ronnie South (QB).....1968  
Jim Ninowski (QB).....1969  
Bivian Lee (CB).....1971-75  
Ed Burns (QB).....1978-80  
Richard Todd (QB).....1984  
John Fourcade (QB).....1987-90  
Billy Joe Tolliver (QB).....1998-2000  
Jason Fife (QB).....2006  
Mark Brunell (QB).....2008-09

**12**  
Tom McNeill (P).....1967-69  
Bobby Scott (QB).....1973-82  
Babe Laufenberg (QB).....1986  
Kevin Ingram (QB).....1987  
Billy Joe Hobert (QB).....1997-99  
Jake Delhomme (QB).....2000-02  
Marques Colston (WR).....2006-

**13**  
Larry Cipa (QB).....1974-75  
McCleskey, J.J. (WR/S).....1993  
Doug Nussmeier (QB).....1994-97  
Kerry Collins (QB).....1998  
Rod Harper (WR).....2009-  
Joseph Morgan (WR).....2012, 2014-

**14**  
Karl Sweetan (QB).....1968  
Edd Hargett (QB).....1969-72  
Russell Erxleben (K/P).....1979-83  
Richard Todd (QB).....1985  
Tim Riordan (QB).....1987  
Tom Hodson (QB).....1995-96  
J.T. O'Sullivan (QB).....2002-04  
Levon Thomas (WR).....2005  
Andy Tanner (WR).....2013

**15**  
Gary Cuzzo (QB).....1967  
Charlie Durkee (K).....1967-68, 71-72  
Bob Davis (QB).....1973  
Donnie Gibbs (P).....1974  
Rich Szaro (K).....1975-78  
Tom Fritsch (K).....1982  
Courtney Roby (WR).....2008-12  
Seantavious Jones (WR).....2014-

**16**  
Bo Burris (S).....1967-69  
Steve Ramsey (QB).....1970  
Ken Stabler (QB).....1982-84  
Tom Blanchard (P).....1974-78  
Mike Buck (QB).....1990-93  
Lance Moore (WR).....2005-13  
Brandon Coleman (WR).....2014-

**17**  
Billy Kilmer (QB).....1967-70  
Rick Partridge (P).....1979  
Speedy Thomas (WR).....1973-74  
Jim Everett (QB).....1994-96  
Mitch Berger (P).....2003-05  
Greg Camarillo (WR).....2012  
Robert Meachem (WR).....2007-11, 13-14

**18**  
Hugo Hollas (S).....1970-72  
Dave Wilson (QB).....1981, 83-89  
Wade Wilson (QB).....1993-94  
Terry Guss (WR).....1996  
Jeff Blake (QB).....2000-01  
Phil McGeehan (WR).....2003  
Terrance Copper (WR).....2006-08  
Saalim Hakim (WR).....2012

Jalen Saunders (WR).....2014-

**19**  
Gary Wood (QB).....1967  
Tom Dempsey (K).....1969-70  
Bill McClard (K).....1973-75  
Guido Merkens (QB/WR/DB).....1980-85  
Brett Bech (WR).....1996  
Alonzo Johnson (WR).....1998  
Charlie Jones (WR).....2000  
Devery Henderson (WR).....2004-12

**20**  
George Youngblood (S).....1967-68  
Delles Howell (CB).....1970-72  
John Wood (DE).....1973  
Eric Felton (CB).....1978-80  
Russell Gary (S).....1981-86  
John Sutton (CB).....1987  
Othello Henderson (S).....1993-94  
Derek Brown (RB).....1995-96  
Earl Little (CB).....1998  
Terry Allen (RB).....2000  
Jay Bellamy (S).....2001-07  
Randall Gay (CB).....2007  
Joique Bell (RB).....2011  
A.J. Davis (CB).....2012  
Brian Dixon (CB).....2014-

**21**  
John Douglas (CB).....1967-68  
Carl Ward (S).....1969  
Joe Scarpati (DB).....1970  
Reynaud Moore (CB).....1971  
Nate Ramsey (S).....1973  
Ken Reeves (CB).....1974  
Greg Boyd (S).....1974  
David Gray (DB).....1979  
John Krimm (S).....1982  
Earl Johnson (CB).....1985  
Dalton Hilliard (RB).....1987-93  
Derek Brown (RB).....1993-94  
Eric Allen (CB).....1995-97  
Earl Little (CB).....1999  
Robert Williams (CB).....1999  
Steve Israel (CB).....2001  
Dale Carter (CB).....2002-03  
Jason Craft (CB).....2004-08  
Terrence Holt (S).....2008  
Mike Bell (RB).....2009  
Julius Jones (RB).....2010  
Patrick Robinson (CB).....2011-14

**22**  
Charlie Brown (RB).....1967-68  
Gary Lewis (RB).....1970  
Elijah Pitts (RB).....1970  
D'Artagnan Martin (CB).....1971  
Howard Stevens (RB).....1973-74  
Benny Johnson (CB).....1976  
Ricky Ray (CB).....1979-80  
Tyronne Anthony (RB).....1984-85  
Van Jones (CB).....1986-88  
Derrick Taylor (S).....1987  
Michael Mayes (CB).....1989  
Gill Fenerty (RB).....1990-91  
Brad Muster (FB).....1993-94  
Lorenzo Neal (FB).....1995-96  
Tyronne Drakeford (CB).....1998-99  
Fred Thomas (CB).....2000-07  
Tracy Porter (CB).....2008-11  
Mark Ingram (RB).....2013-

**23**  
Dave Whitsell (CB).....1967-69  
Doug Wyatt (S).....1970-72  
Joe Profit (RB).....1973  
Charlie Thomas (KR).....1975  
Craig Cassidy (DB).....1977  
James Marshall (DB).....1980  
Buford Jordan (DB).....1986-92  
Lorenzo Neal (FB).....1993-94  
Ricky Whittle (RB).....1996  
Chris Hewitt (S).....1997-99  
Kevin Mathis (CB).....2000-01  
Victor Green (S).....2003

OWNERSHIP

FOOTBALL

ADMINISTRATION

RECORDS

HISTORY

# ALL-TIME NUMERICAL ROSTER

Fred Booker (CB) ..... 2005  
 Omar Stoutmire (S) ..... 2006  
 Pierre Thomas (RB) ..... 2007-14

## 24

Elijah Nevett (CB) ..... 1967-70  
 Margene Adkins (WR) ..... 1972  
 Joe Williams (RB) ..... 1972  
 Johnny Fuller (S) ..... 1973-75  
 Clarence Chapman (CB) ..... 1976-80  
 Marvin Lewis (RB) ..... 1982  
 Terry Houge (DB) ..... 1984-85  
 Scott Woerner (DB) ..... 1987  
 Milton Mack (CB) ..... 1987-91  
 Derek Brown (RB) ..... 1993  
 Mario Bates (RB) ..... 1994-97  
 Rob Kelly (S) ..... 1998  
 Fred Weary (CB) ..... 1999-2001  
 Monty Montgomery (S) ..... 2004  
 Dwight Smith (S) ..... 2005  
 Bryan Scott (S) ..... 2006  
 Chris Barclay (RB) ..... 2007  
 Leigh Torrence (CB) ..... 2008-11  
 Corey White (CB/S) ..... 2012-14

## 25

Jerry Simmons (WR) ..... 1967  
 Al Dodd (WR) ..... 1969-71  
 Jerry Moore (S) ..... 1973-74  
 Leon McQuay (RB) ..... 1976  
 Wade Bosarge (DB) ..... 1977  
 Jonnie Poe (CB) ..... 1981-87  
 Fred McAfee (RB) ..... 1991-93, 2001-05  
 Alex Molden (CB) ..... 1996-2000  
 Reggie Bush (RB) ..... 2006-10  
 Rafael Bush (S) ..... 2012-

## 26

Jimmy Heidel (S) ..... 1967  
 Joe Don Looney (RB) ..... 1969  
 Richard Harvey, Sr. (DB) ..... 1971  
 Steve Rogers (RB) ..... 1975  
 Jimmy Stewart (S) ..... 1977  
 Jitter Fields (PR) ..... 1984  
 Willie Tullis (CB) ..... 1985-86  
 Stacey Dawsey (WR) ..... 1987  
 Vince Buck (DB) ..... 1990-95  
 Mickey Washington (CB) ..... 1997  
 Lamar Smith (RB) ..... 1999  
 Corey Harris (CB) ..... 2000  
 Fred McAfee (RB) ..... 2000  
 Deuce McAllister (RB) ..... 2001-09

## 27

Walt Roberts (WR) ..... 1967  
 Bobby Thompson (S) ..... 1969  
 Rod McNeill (RB) ..... 1974-75  
 Ray Brown (S) ..... 1978-80  
 Greg Sternick (CB) ..... 1983  
 Antonio Gibson (S) ..... 1986-89, 92  
 Reginald Jones (CB) ..... 1991-94  
 Selwyn Jones (CB) ..... 1994  
 Vashon Adams (S) ..... 1997  
 Rob Kelly (S) ..... 2000  
 Ken Irvin (CB) ..... 2002  
 James Fenderson (RB) ..... 2002-03  
 Aaron Stecker (RB) ..... 2004-08  
 Malcolm Jenkins (CB/S) ..... 2009-13  
 Edwin Baker (RB) ..... 2014-

## 28

Ross Fichtner (S) ..... 1968  
 Don Shy (RB) ..... 1969  
 James Ford (RB) ..... 1971-72  
 Alvin Maxson (RB) ..... 1974-76  
 Bill Hurley (DB) ..... 1982-83  
 Greg Harding (DB) ..... 1984  
 Gene Atkins (S) ..... 1987-93  
 Derrick Hoskins (S) ..... 1996  
 Troy Davis (RB) ..... 1997-99  
 Chris Oldham (S) ..... 2000-01  
 Curtis Keaton (RB) ..... 2002  
 Deveron Harper (DB) ..... 2003-04  
 Sideeq Shabazz (S) ..... 2005  
 Anthony Thomas (RB) ..... 2005  
 DeJuan Groce (CB) ..... 2006

Usama Young (CB/S) ..... 2008-10  
 Mark Ingram (RB) ..... 2011-12  
 Keenan Lewis (CB) ..... 2013-

## 29

Ray Ogden (WR) ..... 1967  
 Gene Howard (CB) ..... 1968-70  
 Billie Hayes (CB) ..... 1972  
 Maurice Spencer (CB) ..... 1974-76, 78  
 Rodney Lewis (CB) ..... 1982-84  
 Reggie Sutton (CB) ..... 1987-88  
 Uddia Johnson (RB) ..... 1989  
 Vencie Glenn (S) ..... 1991  
 Keith Taylor (S) ..... 1992-93  
 Vinnie Clark (CB) ..... 1994  
 Mark McMillian (CB) ..... 1996  
 Sammy Knight (S) ..... 1997-2002  
 Keyuo Craver (CB) ..... 2003  
 Josh Bullocks (S) ..... 2005-08  
 Chris McAlister (CB) ..... 2009  
 Marcus McCauley (CB) ..... 2009  
 Herana-Daze Jones (S) ..... 2009  
 Chris Ivory (RB) ..... 2010-12  
 Khiry Robinson (RB) ..... 2013-

## 30

Les Kelley (RB) ..... 1967-69  
 Bob Shaw (WR) ..... 1970  
 Bill Harris (RB) ..... 1971  
 Ernie Jackson (CB) ..... 1972-77  
 Wayne Wilson (FB) ..... 1979-86  
 Vincent Alexander (FB) ..... 1987  
 Cedric Smith (FB) ..... 1991  
 Anthony Newman (S) ..... 1995-97  
 Je'Rod Cherry (DB) ..... 1998-99  
 Chad Morton (RB) ..... 2000  
 Fred McAfee (RB) ..... 2006  
 Lynell Hamilton (RB) ..... 2008-09  
 Trevin Wade (CB) ..... 2013

## 31

Jim Taylor (RB) ..... 1967  
 Richard Newsome (S) ..... 2001  
 Aaron Glenn (CB) ..... 2008  
 Pierson Prioleau (S) ..... 2009-10  
 Jerome Murphy (CB) ..... 2012  
 Chris Carr (CB) ..... 2013  
 Terrence Frederick (CB) ..... 2013  
 Jauris Byrd (S) ..... 2014-

## 32

Tom Barrington (RB) ..... 1967-70  
 Lincoln Minor (RB) ..... 1973  
 Jim DeRatt (DB) ..... 1975  
 Kim Jones (FB) ..... 1976-79  
 Scott Stauch (RB) ..... 1981  
 Vernon Perry (S) ..... 1983  
 Darrell Toussaint (DB) ..... 1987  
 Paul Frazier (RB) ..... 1989  
 Mark Lee (CB) ..... 1991  
 Vaughn Dunbar (RB) ..... 1992-94, 95  
 Earnest Hunter (RB) ..... 1996  
 Aaron Craver (RB) ..... 1998-99  
 Jerald Moore (RB) ..... 2000  
 Ki-Jana Carter (RB) ..... 2003-04  
 Antowain Smith (RB) ..... 2005  
 Jabari Greer (CB) ..... 2009  
 Johnny Patrick (CB) ..... 2011-12  
 Kenny Vaccaro (S) ..... 2013-

## 33

Randy Schultz (RB) ..... 1967-68  
 Steve Preece (DB) ..... 1969  
 Mike Strachan (RB) ..... 1975-80  
 Kevin Gray (DB) ..... 1982  
 Junior Thurman (DB) ..... 1987  
 Ernest Spears (S) ..... 1990  
 Tyrone Hughes (CB) ..... 1993-96  
 Rob Kelly (S) ..... 1997  
 Wilmont Perry (RB) ..... 1998-99  
 Moran Norris (CB) ..... 2001-02  
 Ashley Ambrose (CB) ..... 2003-04  
 Jesse Chatman (RB) ..... 2005  
 Joey Thomas (CB) ..... 2005  
 Keith Joseph (RB) ..... 2006  
 Olaniyi Sobomohin (FB) ..... 2008

Jabari Greer (CB) ..... 2010-13  
 Stanley Jean-Baptiste (CB) ..... 2014-

## 34

Tony Loric (RB) ..... 1968-69  
 Carlos Bell (TE) ..... 1971  
 Jess Phillips (RB) ..... 1973-74  
 Tony Galbreath (RB) ..... 1976-80  
 Jeff Rodden (DB) ..... 1983-84, 86  
 Bobby Rodenberger (FB) ..... 1987  
 Barry Word (RB) ..... 1987-88  
 Craig Heyward (RB) ..... 1988-92  
 Ray Zellars (FB) ..... 1995-98  
 Ricky Williams (RB) ..... 1999-2001  
 Tebucky Jones (S) ..... 2003-04  
 Mike McKenzie (CB) ..... 2005-09  
 Patrick Robinson (CB) ..... 2010

## 35

Ted Davis (LB) ..... 1967-69  
 Jim Otis (RB) ..... 1970  
 Bob Gresham (RB) ..... 1971-72  
 Henry Matthews (RB) ..... 1973  
 Jim Van Wagner (FB) ..... 1978  
 Earl Campbell (RB) ..... 1984-85  
 Bobby Morse (FB) ..... 1989-91  
 Shane Pahuoa (S) ..... 1995  
 Reggie Howard (CB) ..... 2000  
 Chris Canty (CB) ..... 2000  
 Fakhr Brown (CB) ..... 2002-05  
 Jamaal Branch (RB) ..... 2006-07  
 David Putnam (CB) ..... 2008  
 Michael Lehan (CB) ..... 2008  
 DeShawn Wynn (RB) ..... 2010  
 Korey Hall (FB) ..... 2011  
 Austin Johnson (FB) ..... 2014-

## 36

Don McCall (RB) ..... 1967-68, 70  
 Dick Davis (RB) ..... 1970  
 Vic Nyval (RB) ..... 1970  
 Don Burchfield (TE) ..... 1971  
 Bob Brown (TE) ..... 1972-73  
 Andrew Jones (RB) ..... 1975-76  
 Greg Boykin (RB) ..... 1977  
 Ruben Mayes (RB) ..... 1986-88, 90  
 Stanford Jennings (RB) ..... 1991  
 Derrick Nod (FB) ..... 1993-95  
 Lamar Smith (RB) ..... 1998, 2003  
 Corey Harris (CB) ..... 1999  
 Michael Hawthorne (CB) ..... 2000-02  
 Cory McIntyre (RB) ..... 2006  
 Darian Barnes (FB) ..... 2008  
 Kyle Eckel (FB) ..... 2009  
 Marcus Mailel (FB) ..... 2009  
 Marcus Ball (S) ..... 2014

## 37

Steve Stonebreaker (LB) ..... 1967-68  
 Tommy Myers (S) ..... 1972-81  
 Mel Gray (RB) ..... 1986-88  
 Bennie Thompson (S) ..... 1989-91  
 Jimmy Spencer (CB) ..... 1992-95  
 Je'Rod Cherry (S) ..... 1996-97  
 Chad Cota (S) ..... 1998  
 Dino Philyaw (RB) ..... 1999  
 Todd Franz (S) ..... 2000  
 Steve Gleason (S) ..... 2000-06  
 Matt Giordano (S) ..... 2010  
 Jerico Nelson (S) ..... 2012  
 Eric Frampton (S) ..... 2013  
 Jordan Pugh (S) ..... 2013  
 Terrence Frederick (CB) ..... 2014-

## 38

Phil Vandersea (LB) ..... 1967  
 Tony Baker (RB) ..... 1968-71  
 Bill Butler (RB) ..... 1972-74  
 George Rogers (HB) ..... 1981-84  
 Calvin Nicholson (CB) ..... 1989-91  
 Donovan Greer (CB) ..... 1997  
 Usama Young (CB) ..... 2007  
 Greg Fassitt (CB) ..... 2009  
 Rod Sweeting (CB) ..... 2013  
 Jamarca Sanford (S) ..... 2014-

# ALL-TIME NUMERICAL ROSTER

## 39

Ernie Wheelwright (RB)	1967-70
Odell Lawson (RB)	1973-74
Morris LaGrand (RB)	1975
Brett Maxie (S)	1985-93
Carl Lee (DB)	1994
John Covington (S)	1995
Darren Perry (S)	2000
Curtis Deloatch (CB)	2006
Chris Reis (S)	2007-10
Travaris Cadet (RB)	2012-14

## 40

Earl Gros (RB)	1970
Hoyle Granger (RB)	1971
Terry Schmidt (CB)	1974-75
Jim Marsalis (S)	1977
Greg Knafele (TE)	1983
Dalton Hilliard (RB)	1986
Michael Adams (DB)	1987-88
Robert Massey (CB)	1989-90
Wes Bender (FB)	1997
Marvin Powell (FB)	1999
Brian Milne (FB)	2000
Mel Mitchell (S)	2002, 04-05
Mike Bell (RB)	2008
Jonathon Amaya (S)	2011
Chris Carr (CB)	2013
Brian Leonard (RB)	2014

## 41

John Gilliam (WR)	1967-68, 77
Bob Newland (WR)	1971-74
Jimmy Rogers (RB)	1980-84
Toi Cook (CB)	1987-93
William Strong (CB)	1995-96
Tim Carter (CB)	2001
Roman Harper (S)	2006-13
Erik Lorig (FB)	2014

## 42

John Gilliam (WR)	1967-68, 1977
Claxton Welch (RB)	1970
Jim Strong (RB)	1971-72
Joel Parker (WR)	1974-75
Chuck Muncie (RB)	1976-80
Toussaint Tyler (RB)	1981-82
Dana McLemore (DB)	1986
Ray Wilson (S)	1994
Fred Weary (CB)	1998
Willie Clay (S)	1999
Jerry Wilson (CB)	2001-02
Jaron David (CB)	2007-08
Darren Sharper (S)	2009-10
Isa Abdul Quddus (S)	2011-13
Pierre Warren (S)	2014

## 43

Dicky Lyons (S)	1970
Dave Kopay (LB)	1971
Larry Collins (RB)	1980
Bobby Fowler (LB)	1984-85
Garland Jean Batiste (FB)	1987
Kim Phillips (CB)	1989
Tyrone Legette (CB)	1992-95
Ashley Ambrose (CB)	1999
Keyuo Craver (CB)	2002-03
Mike McKenzie (CB)	2004
Kevin Kaesviharn (S)	2007-08
DeShawn Wynn (RB)	2010
Darren Sproles (RB)	2011-13
Vinnie Sunseri (S)	2014

## 44

George Rose (CB)	1967
Olie Cordell (P)	1969
Mike Fink (CB)	1973
Chris Farasopoulos (S)	1974
Chuck Crist (S)	1975-77
Dave Waymer (DB)	1980-89
J.J. McCluskey (WR/S)	1994-96
Fred McCrary (FB)	1997
Rob Kelly (S)	1999
Terrelle Smith (FB)	2000-03

Mike Karney (FB)	2004-08
Heath Evans (FB)	2009-10
Elbert Mack (CB)	2012

## 45

Jimmy Jordan (RB)	1967
Elbert Kimbrough (S)	1968
Arthur Green (RB)	1972
Pete Athas (S)	1976
Jack Holmes (RB)	1978-82
Time Wilson (FB)	1983-84
John Williams (FB)	1986
Nate Johnson (RB)	1987
Craig Heyward (RB)	1988
Stan Petry (CB)	1991
Israel Byrd (CB)	1993-95
Jed Collins (FB)	2011-13

## 46

Danny Abramowicz (WR)	1967-73
Jim Kearney (S)	1976
Hokie Gajan (FB)	1982-85
Sean Lumpkin (S)	1992-96
Kendall Gammon (LS)	1998
Ladell Betts (RB)	2010

## 47

Bruce Cortez (CB)	1967
Mary Woodson (S)	1969
Bill Dusenbery (RB)	1970
Virgil Robinson (WR)	1971-72
Jack DeGrenier (CB)	1974
Mike Spivey (CB)	1980-81
Cliff Austin (RB)	1983
Dwight Rackley (DB)	1985
Dwight Beverly (RB)	1987
Cedric Mack (CB)	1992-93
Travis Davis (S)	1995
Greg Jackson (S)	1996
Josh Wilcox (TE)	1998-99
Kevin Houser (LS)	2000-08
Jake Ingram (LS)	2010
Justin Drescher (LS)	2010

## 48

Andy Livingston (RB)	1969-70
Don Schwartz (S)	1978-80
James Fenderson (RB)	2002
Dwaid Sloan (TE)	2003
Vonta Leach (FB)	2006

## 49

Major Hazelton (DB)	1970
Bob Wicks (WR)	1974
Ralph McGill (S)	1978-79
Artie Owens (WR)	1980
Frank Wattleit (S)	1981-87
Tommie Stowers (TE)	1992-93
K.C. Asioudou (LB)	2010

## 50

Ken Kupp (G)	1967-75
Ken Bordonel (LB)	1976-77, 79-82
Jack Del Rio (LB)	1985-86
Philip James (C)	1987
John Johnson (LB)	1995
Ink Aleaga (LB)	1997
Kevin Mitchell (LB)	1998-99
Corey Terry (LB)	2000
Phil Clarke (LB)	2001
James Allen (LB)	2002-05
Marvin Mitchell (LB)	2007-10
Olvin Kreutz (C)	2011
Curtis Lofton (ILB)	2012-14

## 51

Jim Fraser (P)	1968
Bill Saul (LB)	1969
John Didion (LB/C)	1971-74
Sylvester Croom (C)	1975
Rusty Chambers (LB)	1975-76
Warren Capone (LB)	1976
Ron Crosby (LB)	1978
Stan Holloway (LB)	1980

Whitney Paul (LB)	1982-85
Sam Mills (LB)	1986-94
Larry McCoy (LB)	1987
Ron Childs (LB)	1995
Derrick Barnes (LB)	1997
Phil Clarke (LB)	1999-2000
Bryan Cox (LB)	2001
Terrence Melton (LB)	2002
Brian Simmons (LB)	2004-06
Jonathan Vilma (LB)	2007
	2008-13

## 52

Frank Emanuel (LB)	1970
Harry Jacobs (LB)	1970
John Huard (LB)	1971
Dick Palmer (LB)	1972-73
Mike Lemon (LB)	1975
Skip Vanderbunt (LB)	1978
Jim Kovach (LB)	1979-85
Brian Forde (LB)	1988-91
Mike Stonebreaker (LB)	1994
Richard Harvey, Jr. (LB)	1995-97
Vinson Smith (LB)	1998-99
Sedrick Hodge (LB)	2001-05
Jeff Faine (C)	2006-07
Jonathan Casillas (LB)	2009, 11-12
Kevin Reddick (ILB)	2013
Todd Davis (ILB)	2014
Moise Fokou (ILB)	2014

## 53

Dave Simmons (LB)	1967
Dick Absher (LB)	1969-71
Billy Hobbs (LB)	1972
Rick Kingree (LB)	1973-77
Tommy Hart (DE)	1980
Sammy Green (LB)	1980
Scott Pelluer (LB)	1981-85
Vaughan Johnson (LB)	1986-93
Keith Fourcade (LB)	1987
Don Davis (LB)	1996-98
Donta Jones (LB)	2000
Roger Knight (LB)	2001-04
T.J. Slaughter (LB)	2005
Mark Simoneau (LB)	2006-08
Stanley Arnoux (LB)	2010
Ramon Humber (ILB)	2011

## 54

Joe Wendryhoski (C)	1967-68
Tom Roussel (LB)	1971-72
Dale Lindsey (LB)	1973
Rick Middleton (LB)	1974-75
Pat Hughes (LB)	1977-79
Paul Ryzcek (C)	1981
Ed Simonini (LB)	1982
Alvin Toles (LB)	1985-88
Bill Roe (LB)	1987
Winfred Tubbs (LB)	1994-97
Ink Aleaga (LB)	1998-99
Darrin Smith (LB)	2000-04
Danny Clark (LB)	2006
Troy Evans (LB)	2007-09
Ramon Humber (LB)	2010
Will Herring (ILB)	2011-13

## 55

Jackie Burkett (LB)	1967-70
Jim Flanagan (LB)	1971
Tom Stincic (LB)	1972
Bob Creech (LB)	1973
Don Coleman (LB)	1974-75
Floyd Rice (LB)	1978
Dave Washington (LB)	1980
Rob Nairne (LB)	1981-83
Joe Kohlbrand (LB)	1985-89
Joe DeForest (LB)	1987
Scott Ross (LB)	1991
Reggie Freeman (LB)	1993
Mark Fields (LB)	1995-2000
DeShone Myles (LB)	2001
Travis Carroll (LB)	2002
Courtney Watson (LB)	2004-05
Scott Fujita (LB)	2006-09
Danny Clark (LB)	2010
Barrett Ruud (LB)	2012

OWNERSHIP

FOOTBALL

ADMINISTRATION

RECORDS

HISTORY



## ALL-TIME NUMERICAL ROSTER

Keyunta Dawson (OLB).....2013  
Jonathan Goodwin (C).....2014

56

Jim Ferguson (LB).....1968  
Hap Farber (LB).....1970  
Willie Hall (LB).....1972-73  
Lee Gross (C).....1975-77  
Rusty Rebowe (LB).....1978  
Reggie Mathis (LB).....1979-80  
Dennis Winston (LB).....1982-85  
Pat Swilling (LB).....1986-92  
Ron Weissenhofer (LB).....1987  
Ernest Dixon (LB).....1994-97  
Chris Bordano (LB).....1998-99  
Charlie Clemons (LB).....2000-02  
Orlando Ruff (LB).....2003-04  
Alfred Fincher (LB).....2005-07  
Jo-Lonn Dunbar (LB).....2008-11  
Jay Richardson (OLB).....2013  
Ronald Powell (OLB).....2014

57

Mike Morgan (LB).....1969-70  
Jim Merlo (LB).....1973-74, 76-79  
Larry Coombs (C).....1980  
Rickey Jackson (LB).....1981-93  
Curtis Holden (LB).....2001  
Colby Bockwoldt (LB).....2004-05  
Jason Kyle (LS).....2009-10  
David Hawthorne (ILB).....2012-

58

Eli Strand (G).....1967  
Joe Federspiel (LB).....1972-80  
Glen Redd (LB).....1981, 83-86  
Scott Leach (LB).....1987  
Darion Conner (LB).....1994  
Brian Jones (LB).....1995-96, 98  
Joe Tuipala (LB).....1999  
Phillip Ward (LB).....2000  
Jonathan Jackson (LB).....2001  
J.R. Johnson (LB).....2002  
Cie Grant (LB).....2003-04  
Scott Shanle (LB).....2006-12  
Kyle Knox (LB).....2013-14

59

Fred Whittingham (LB).....1967-68  
Wayne Colman (LB).....1969-74, 76  
Chuck Evans (LB).....1980-81  
Chris Martin (LB).....1983  
James Campen (C/G).....1987-88  
Rufus Porter (LB).....1985-96  
Keith Mitchell (LB).....1997-2001  
J.J. Jones (LB).....2002  
Derrick Rodgers (LB).....2003-04  
Ronald McKinnon (LB).....2005  
Matt McCoy (LB).....2007  
Anthony Waters (LB).....2009-10  
Nate Bussey (LB).....2011  
Rufus Johnson (OLB).....2013  
Jerry Franklin (ILB).....2014-

60

Brian Schweda (DE).....1967-68  
Doug Sutherland (G).....1970  
Carl Cunningham (LB).....1971  
Greg Westbrook (LB).....1975-77  
Don Reese (DE).....1978-80  
Steve Korte (C).....1983-90  
Derek Kennard (G).....1991-93  
Craig Novitsky (C/T).....1994-96  
Kendall Gammon (C).....1997  
Robert Hunt (G).....1999  
Ben Archibald (T).....2005  
Tearrius George (DE).....2008  
Nick Leckey (C).....2009  
Brian de la Puente (C).....2011-13

61

Del Williams (G).....1967-73  
Mike Watson (T).....1977  
Sam Adams (G).....1981  
Joel Hilgenberg (C/G).....1984-93  
Greg Loberg (G/T).....1987Ed King (G).....1995-97  
Montrae Holland (G).....2003-06

62

Ross Gwinn (G).....1968  
John Hill (C).....1975-84  
Brad Leggett (C).....1990-91  
Jay Hilgenberg (C).....1993  
Jeff Uhlenhake (C).....1994-95  
Kendall Gammon (C).....1996  
Jerry Fontenot (C).....1997-2003  
Lawrence Virgil (NT).....2014-

63

Roy Schmidt (G).....1967-68  
Norman Davis (G).....1969  
Steve Baumgartner (DE).....1973-77  
Barry Bennett (DE).....1978-81  
Roger Finnie (T).....1979  
Brad Edelman (G).....1982-89  
Karl Dunbar (DE).....1993  
Donald Willis (G).....1995-97  
Wally Williams (G/C).....1999-2002  
Chad Setterstrom (G).....2004-05

64

Ray Hester (LB).....1971-73  
Andy Maurer (G).....1974  
Dave Lafary (T).....1977-85  
Ted Elliott (DT).....1987  
Scott Adams (G).....1994  
Robert Newkirk (DE).....1999  
Kendyl Jacox (G/C).....2002-05  
Zach Strief (T).....2006-

65

Tom Carr (DE).....1968  
Remi Prudhomme (G/C).....1971-72  
Dave Thompson (T).....1974-75  
Robert Woods (T).....1977-80  
Bob Young (G).....1981  
David Carter (C).....1984-85  
Adam Schreiber (G).....1985  
Steve Trapilo (G).....1987-90, 92  
Willie Williams (T).....1994  
Chris Naeole (G).....1997-2001  
LeCharles Bentley (G/C).....2002-05  
Andy Alleman (G).....2007  
Matt Tennant (G/C).....2010-11  
Ricky Henry (G).....2012  
Senio Kelemete (G).....2014-

66

Bill Cody (LB).....1967-70  
Royce Smith (G).....1972-73  
Rocky Rayles (G).....1974  
Tom Wickert (G).....1975-76  
David Knowles (T).....1977  
Conrad Dobler (G).....1978-79  
Louis Oubre (G).....1982-84  
Chuck Commiskey (G).....1986-88  
Larry Williams (G).....1991  
Mike Verstegen (G).....1995-97  
Victor Riley (T).....2002  
Brian Young (DT).....2004-08  
Ben Grubbs (G).....2012-14

67

George Harvey (G).....1967  
John Shinner (G).....1969-71  
Bob Kuziel (C).....1972  
Phil LaPorta (T).....1974-75  
John Watson (T).....1977-79  
Stan Brock (T).....1980-92  
Andy McCollum (G).....1994-98  
Bubba Miller (C).....2002  
Jamar Nesbit (G/T).....2004-09  
Ray Willis (T).....2011  
Nick Becton (T).....2014-

68

Richard Neal (DE).....1969-72, 1978  
Wimpy Winther (C).....1972  
Terry Steve (G).....1976-77  
Fred Sturt (G).....1978-81Pat Saindon (G).....1986  
Walter Housman (T/G).....1987  
Paul Jetton (G).....1992-93  
Alan Kline (T).....1994-95  
Kyle Turley (G/T).....1998-2002  
Victor Riley (T).....2003-04  
Matt Lett (C/G).....2004  
William Robinson (T).....2012  
Tim Letito (G/C).....2013-

69

Oakley Dalton (DT).....1977  
Bill Fifer (G).....1978  
Nat Hudson (G).....1981  
Ralph Williams (G).....1985-86  
Pat Swoopes (DT).....1987-89  
Les Miller (DT).....1991-94  
Tom Ackerman (C/G).....1996-2001  
P.J. Alexander (T).....2003  
McKinley Boykin (DT).....2007  
Anthony Hargrove (DL).....2009-10  
Eric Olsen (G/C).....2012, 2014

70

Sam Holden (T).....1971  
Craig Robinson (T).....1972-73  
Dave Hubbard (T).....1977  
Mark Meseroll (T).....1978  
Jim Rourke (T).....1985  
Bill Contz (T).....1986-88  
Kevin Haverdick (T).....1988-91  
Chris Port (G/T).....1991-95  
Uhuru Hamiter (DE).....1998  
Marcus Price (T).....2000-01  
Jannal Brown (T).....2005-09  
William Robinson (T).....2011  
Eric Olsen (G).....2011

71

Dick Anderson (T).....1967  
Dave McCormick (T).....1967-68  
Willie Townes (DE).....1970  
Faddie Tillman (DT).....1972  
Paul Fersen (T).....1973-74  
Kurt Schumacher (G).....1975-77  
Jeff Winans (DT).....1976  
James Taylor (T).....1978-81  
Petey Perot (G).....1985  
Casey Merrill (DT).....1986  
Ken Kaplan (T).....1987  
Richard Cooper (T).....1990-95  
Fred Stokes (DE).....1996  
Ricky Siglar (T).....1997-98  
Spencer Fola (T).....2002-04  
Kendrick Clancy (DT).....2007-09  
Charles Brown (T).....2010-13

72

Earl Leggett (DT).....1967-68  
Don Talbert (T).....1969-70  
Joe Owens (DE).....1971-75  
Jeff Hart (T).....1976  
Mike Fultz (DT).....1977-80  
Leon Gray (T).....1982-83  
Chris Ward (T).....1984  
Jim Dombrowski (G/T).....1986-96  
Trezelle Jenkins (T).....1997  
Wayne Gandy (T).....2003-05  
Montavious Stanley (DT).....2008  
Terror Armstead (T).....2013-

73

Bill Sandeman (T).....1967  
Jerry Sturm (T/C).....1967-70  
Ray Jones (DB).....1973  
John Mooring (T).....1974  
Joe Campbell (DE).....1977-80  
Frank Warren (DE).....1981-89, 91-94  
Isaac Davis (G).....1997  
Jahri Evans (G).....2006-

74

Mike Tilleman (DT).....1967-70  
Doug Moores (DE).....1971-72  
Derland Moore (DT).....1973-85  
William Leach (G/T).....1987

# ALL-TIME NUMERICAL ROSTER

Ted Gregory (DT)	1988
Kevin Haverdink (T)	1989-91
Cecil Gray (T)	1993
Herman Carroll (DE)	1994
Clarence Jones (T)	1996-98
Steve Scifres (T)	1999
Scott Sanderson (G/T)	2001-02
Jermon Bushrod (T)	2007-12

## 75

Dave McCormick (T)	1967-68
Mike Rengel (DT)	1969
Mike Richey (T)	1970
Mike Crangle (DE)	1972
Elex Price (DT)	1973-80
Bruce Clark (DE)	1982-88
Doug Marrone (G)	1989
Baron Rollins (G)	1994
Emile Palmer (DT)	1996
Julian Pittman (DT)	1998
Jermame Mayberry (G)	2005
Mitch King (DT)	2011
Tyrann Walker (DT/DE)	2012-14

## 76

Dave Rowe (DT)	1967-70
Don Morrison (T)	1971-77
Kevin Hunt (T)	1978
Jim Pietrzak (C)	1979-84
Dwayne Bond (DE)	1988
Gene McGuire (C)	1992
Rickie Shaw (T)	1993
Jeff Davidson (T)	1994
Keno Hills (T)	1996-99
Tutan Reyes (T)	2000-01
Jonathan Goodwin (C)	2006-10
Pat McQuistan (T)	2011
Akiem Hicks (DT/DE)	2012-

## 77

Ray Rissmiller (T)	1967
Jim Boeke (T)	1968
Mike Taylor (T)	1969-70
Dan Goich (DT)	1971
Carl Johnson (G)	1972-73
Chris Morris (T)	1975
Mrv Montgomery (T)	1976-77
Gary Anderson (G)	1978
Jerry Boyarsky (DT)	1981
Daren Gilbert (T)	1985-88
William Roaf (T)	1993-2001
Rodney Lesile (DT)	2004-06
Carl Nicks (G)	2008-11
Brodrick Bunkley (DT/NT)	2012-

## 78

Jerry Jones (T)	1967-69
Errol Linden (T)	1969-70
Glen Ray Hines (T)	1971-72
Billy Newsome (DE)	1973-74
Elois Grooms (DE)	1975-81
Kelvin Clark (G)	1982-85
Shawn Knight (DE)	1987
Jeff Walker (G)	1988-89
Mike Keim (T)	1991
Tom Backes (G)	1993
Tom Roth (C/G)	1994
Daryl Terrell (T)	1999-2001
Jon Stinchcomb (T)	2003-04, 2006-10

## 79

Lou Cordileone (DT)	1967-68
Clovis Swinney (DT)	1970
Emanuel Zanders (G)	1974-80
Chuck Slaughter (T)	1982
Henry Thomas (G)	1987
Glenn Derby (T)	1989-90
Tory Epps (DT)	1995
Troy Wilson (DE)	1998
Mike Halapin (T)	1999
Mike White (T)	2001
Jimmy Verdon (DE)	2005
Rob Pettiti (T)	2006
Rob Ninkovich (DE)	2008
Bryce Harris (T)	2012-

## 80

Jim Garcia (DE)	1967
Mike Walker (DE)	1971
Doug Winslow (WR)	1973
Sam Havrilak (WR)	1974
Earl McCullough (WR)	1974
Larry Burton (WR)	1975-77
Gordon Banks (WR)	1980-81
Lindsay Scott (WR)	1982-85
Mike Miller (WR)	1985
Malcolm Barnwell (WR)	1985
Herbert Harris (WR)	1986-87
Stacey Dawsey (WR)	1987
Brett Perriman (WR)	1988-90
Wesley Carroll (WR)	1991-92
Marcus Dowdell (WR)	1992-93
Tyrone Johnson (WR)	1994
Haywood Jeffries (WR)	1996
Daryl Hobbs (WR)	1997
Alvin Harper (WR)	1997
Tony Johnson (TE)	1998
P.J. Franklin (WR)	1999
Robert Wilson (WR)	2000-01
Jerome Patton (WR)	2002-04
Shad Meier (TE)	2005
Mark Campbell (TE)	2006-08
Darnell Dinkins (TE)	2009
Jimmy Graham (TE)	2010-14

## 81

Doug Atkins (DE)	1967-69
Jesse Anderson (TE)	1993
Michael Haynes (WR)	1994-96
Randal Hill (WR)	1997
Scott Slutzker (TE)	1998
Lawrence Dawsey (WR)	1999
Lamont Hall (TE)	2000-02
Zach Hilton (TE)	2003-04
Az-Zahir Hakim (WR)	2005
Daved Patton (WR)	2007-08
Michael Higgins (TE)	2011-12

## 82

Johnny Brewer (LB)	1968-70
Bob Pollard (DE)	1971-77
Ike Harris (WR)	1978-81
John Tice (TE)	1983-92
Darren Gottschalk (TE)	1987
Ken O'Neal (TE)	1987
Irv Smith (TE)	1993-97
Qadry Ismail (WR)	1998
Eddie Kennison (WR)	1999
Andrew Glover (TE)	2000
Boo Williams (TE)	2001-04
Nate Lawrie (TE)	2005-06
Marcellus Rivers (TE)	2006
Eric Johnson (TE)	2007
Benjamin Watson (TE)	2013-

## 83

Vern Burke (TE)	1967
Dave Parks (TE)	1968-72
Len Garrett (TE)	1973-75
Andy Hamilton (WR)	1975
Tinker Owens (WR)	1976, 78-80
Kenny Duckett (WR)	1982-85
Carl Roaches (KR)	1985
Kelvin Edwards (WR)	1986
Dwight Walker (WR)	1987
Cliff Benson (TE)	1987-88
Greg Scales (TE)	1988-91
Torrance Small (WR)	1992-96
Keith Poole (WR)	1997-2000
Albert Connell (WR)	2001
Johnny Mitchell (TE)	2001
Donté Stallworth (WR)	2002-05
Billy Miller (TE)	2006-08

## 84

Jim Hester (TE)	1967-69
Lawrence Estes (DE)	1970-71
Preston Riley (WR)	1973
Paul Seall (TE)	1974-76
Rich Mauti (WR)	1977-80, 82-83
Junior Miller (TE)	1984
Eric Martin (WR)	1985-93

Steve Rhem (WR)	1994-95
Eric Guilford (WR)	1997-98
Scott Slutzker (TE)	1999
Austin Wheatley (TE)	2000
Michael Lewis (WR)	2001-06
Troy Humphrey (TE)	2009-11
Kenny Stills (WR)	2013-14

## 85

Ray Poage (TE)	1967-70
Cephus Waterspoon (WR)	1972
John Beasley (TE)	1973-74
Henry Childs (TE)	1974-80
Hoby Brenner (TE)	1981-93
Curtland Thomas (WR)	1987
Wesley Walls (TE)	1994-95
Paul Green (TE)	1996
Nicky Savoie (TE)	1997
Cameron Cleeland (TE)	1998-99, 2001
Ernie Conwell (TE)	2003-06
Ronnie Ghent (TE)	2007
David Thomas (TE)	2009-12

## 86

Tom Hall (WR)	1967
Dan Colchico (DE)	1969
Creston Whitaker (WR)	1972
Jubilee Dunbar (WR)	1973
Dave Davis (WR)	1974
Richard Williams (WR)	1974
Melvin Baker (WR)	1975
James Thaxton (TE)	1976-77
Tom Donovan (WR)	1980
Rich Caster (TE)	1981
Rich Martini (WR)	1981
Jeff Groh (WR)	1981-85
Mike Jones (WR)	1986-87
Cliff Benson (TE)	1987-88
Victor Harrison (WR)	1987
Rod Harris (WR)	1989
Gerald Alphin (WR)	1990-91
Patrick Newman (WR)	1991-93
Louis Lipps (WR)	1992
Marcus Dowdell (WR)	1992-93
Kirk Botkin (TE)	1994-95
Tony Johnson (TE)	1996
Gunnard Twynier (WR)	1997
Sean Dawkins (WR)	1998
Kendall Gammon (TE)	1999
Jake Reed (WR)	2000, 02
Onome Ojo (WR)	2001
Walter Rasby (TE)	2003
Zach Hilton (TE)	2005
John Owens (TE)	2006-07
Buck Ortega (TE)	2008-09

## 87

Richard Neal (DE)	1969-72, 78
Monty Stickle (TE)	1968
Mike Kelly (TE)	1973
Don Herrmann (WR)	1975-77
Larry Hardy (TE)	1978-85
Lonzell Hill (WR)	1987-90
Malcolm Scott (TE)	1987
Frank Wainright (TE)	1991-93
Lee DeRamus (WR)	1995-96
John Farquhar (TE)	1997-98
Joe Horn (WR)	2000-06
Adrian Arrington (WR)	2009-11

## 88

Ben Hart (S)	1967
Dave Szymakowski (WR)	1968
Fred Hyatt (WR)	1973
Andy Dorris (DE)	1973-76
Joel Parker (WR)	1977
Brooks Williams (TE)	1978-81
Don Bass (TE)	1982
Eugene Goodlow (WR)	1983-86
Mike Waters (TE)	1987
Mark Pattison (WR)	1987-88
Floyd Turner (WR)	1989-93
Dereck Mitchell (WR)	1994
Hendrick Lusk (TE)	1996
Andrew Hastings (WR)	1997-99
Willie Jackson (WR)	2000-01
David Sloan (TE)	2002

# ALL-TIME NUMERICAL ROSTER

Talman Gardner (WR).....	2003-04
Nate Poole (WR).....	2005
Jeremy Shockey (TE).....	2008-10
Nick Toon (WR).....	2013-

## 89

Kent Kramer (TE).....	1967
Dave Long (DE).....	1969-72
Bert Askson (TE).....	1973
Gil Chapman (WR).....	1975
Len Willis (WR).....	1977
Wes Chandler (WR).....	1978-81
Aundra Thompson (WR).....	1981-82
Tyrone Young (WR).....	1983-84
Joe Thomas (WR).....	1987
Robert Clark (WR).....	1987-88
Mike Jones (WR).....	1989
Derrick Shepard (WR).....	1989
Quinn Early (WR).....	1991-95
Mercury Hayes (WR).....	1996-97
Brett Bech (WR).....	1997-99
Dave Stachelski (TE).....	2000-01
Wane McGarity (WR).....	2001
Derrick Lewis (WR).....	2002-03
Lamont Hall (TE).....	2004-05
Jamal Jones (WR).....	2006
Sean Ryan (TE).....	2008
John Gilmore (TE).....	2011
Daniel Graham (TE).....	2012
Josh Hill (TE).....	2013-

## 90

Walter Johnson (LB).....	1989
James Williams (LB).....	1990-94
Israel Stanley (DE).....	1995
Jared Tomich (DE).....	1997-2000
Kenny Smith (DT).....	2001-04
DeMario Pressley (DT).....	2009
Turk McBride (DE).....	2011-12

## 91

Monte Bennett (DT).....	1981
Ken Marchiol (LB).....	1987
Robert "Pig" Goff (DT).....	1990-95
Brady Smith (DE).....	1996-99
Grady Jackson (DT).....	2002-03
Will Smith (DE).....	2004-12
Kasim Edebali (OLB).....	2014-

## 92

James Haynes (LB).....	1984-89
DeMond Winston (LB).....	1990, 92-94
Toddick McIntosh (DE).....	1995
Darren Mickell (DE).....	1996-97
Ernest Jones (DE).....	1998
Troy Wilson (DE).....	1999
Martin Chase (DT).....	2000-02
Henry Ford (DT).....	2003
Tony Bryant (DE).....	2003-05
Orien Harris (DT).....	2007
Remi Ayodele (DT).....	2008-10
Shaun Rogers (DT).....	2011
John Jenkins (NT).....	2013-

## 93

Gary Lewis (DT).....	1983
Kevin Young (DE).....	1987
Wayne Martin (DE/DT).....	1989-99
Darren Howard (DE).....	2000-05
Rob Ninkovich (DE).....	2006
Josh Savage (DE).....	2007
Bobby McCray (DE).....	2008-09
Junior Galette (DE/OLB).....	2010-

## 94

Jim Wilks (DE/DT).....	1981-93
Joe Johnson (DE).....	1994-98, 2000-01
Charles Grant (DE).....	2002-09
Kawika Mitchell (DE).....	2010
Cameron Jordan (DE).....	2011-

## 95

Jonathan Dumbauld (DE).....	1986, 88
Robert Brannon (DE).....	1987
Travis Davis (DT).....	1990
Ronnie Dixon (DT).....	1993
Ernest Jones (DE).....	1995
Austin Robbins (DT).....	1996-99
Marques Douglas (DE).....	2000
Howard Green (DT).....	2003-04
Cedric Woodard (DT).....	2005
Eric Moore (DE).....	2006
Trevor Johnson (DE).....	2006
Josh Savage (DE).....	2008
Rodney Leisle (DT).....	2009
Martez Wilson (LB/DE).....	2011-13
Brandon Deaderick (NT/DE).....	2014

## 96

Steve Parker (DE).....	1980
Don Thorp (DT).....	1984
Sheldon Andrus (DT).....	1986-87
Michael Simmons (DE).....	1989-90
Jeff Faulkner (DE).....	1993
Mark Gunn (DE).....	1994
Dameian Jeffries (DE).....	1995
Uhuru Hamiter (DT).....	1999
Melvin Williams (DE).....	2003-04
Antwan Lake (DE).....	2006-08
Paul Spicer (DE).....	2009
Alex Brown (DE).....	2010
Tom Johnson (DT/DE).....	2011-13

## 97

James Geathers (DE).....	1984-89
Rinaldo Turnbull (DE/LB).....	1990-96
La'Roi Glover (DT).....	1997-2001
Dennis Monroe (DE).....	2002
Johnathan Sullivan (DT).....	2003-05
Michael Haynes (DE).....	2006
Josh Cooper (DE).....	2006-07
Alvin McKinley (DT).....	2008-11
Jeff Charleston (DE).....	2008-11
Glenn Foster (DE).....	2013-

## 98

Reggie Lewis (DE).....	1982-84
Milford Hodge (DE).....	1986
Jim Hanna (DT).....	1994
Ron Warner (LB).....	1998
Willie Whitehead (DE/DT).....	1999-2006
Ronaldo Wynn (DE/DT).....	2007
Sedrick Ellis (DT).....	2008-12
Parys Haralson (OLB).....	2013-

## 99

Tony Elliott (DT).....	1982-88
Joel Smeenge (DE/LB).....	1990-94
Willie Broughton (DT).....	1995-96
Pio Sagapolutele (DT).....	1997
Darren Mickell (DT).....	1999
Norman Hand (DT).....	2000-02
Kenderick Allen (DT).....	2003
Shaun Smith (DT).....	2004
Hollis Thomas (DT).....	2006-08
Jimmy Wilkerson (DL).....	2010
Aubray Franklin (DT).....	2011





## Jim FINKS

**PRESIDENT/GENERAL MANAGER**

**BORN: 8/31/27**

**COLLEGE: TULSA '49**

**PLAYER: 1949-55**

**GENERAL MANAGER: 1964-93**

**SAINTS PRESIDENT/GENERAL MANAGER: 1986-93**

**YEAR INDUCTED: 1995**

On July 29, 1995, an illustrious career as a football administrator was capped when Jim Finks was inducted into the Pro Football Hall of Fame in Canton, Ohio. Finks' posthumous election to the Hall was the ultimate honor in a career full of significant accomplishments.

Finks was named president/general manager of the Saints on January 14, 1986 by Owner Tom Benson. As Benson's first major hire since purchasing the team in 1985, Finks brought with him a portfolio of success as a player, coach, scout and administrator that had spanned 37 years in sports.

Much like his prior stints as general manager with the Minnesota Vikings and Chicago Bears, Finks' final stop would also be a success. Hiring head coach Jim Mora and picking impact players in guard/tackle Jim Dombrowski, running backs Dalton Hilliard and Rueben Mayes and line-backer Pat Swilling in his first draft, a franchise that had not achieved a winning season in 20 years would log a 12-3 mark in 1987, second-best in the NFL and go on to their first-ever playoff game. Finks' presence was apparent and recognized as he was named *The Sporting News* NFL Executive of the Year.

Under Finks' leadership, the Saints would continue to have success, winning their first division title in 1991 as the NFC West championship flag flew in New Orleans for the first time. However, shortly after his final draft in 1993, where he mined a future Pro Football Hall of Fame selection in tackle William Roaf, Finks would be forced to resign due to a valiant fight with lung cancer that would claim his life on May 8, 1994. Overall from 1986-92, the Saints would win 60 percent of their regular season games and enjoy a streak of six consecutive non-losing years. Over that period, only two other NFL teams had the same accomplishment

Prior to coming to New Orleans, Finks served as general manager of the Chicago Bears from 1974-83, where he set about construction of one of the NFL's most dominating teams. Before his departure, Finks would acquire 19 of the 22 starters for a Bears team that compiled a 15-1 record in 1985 and crushed New England in Super Bowl XX. During his 10-year tenure in Minnesota, Finks hired then-unknown Bud Grant as head coach and the Vikings followed with a string of five NFC Central crowns and two Super Bowl appearances.

The Salem, Ill. native played quarterback at Tulsa University and was a 12th round selection of the Pittsburgh Steelers in 1949. Finks played defensive back until 1952, when he became the Steelers' starting quarterback and went to the Pro Bowl. After retiring as an NFL player following the 1955 season, he served as an assistant coach for two seasons before beginning his career as an administrator as the general manager of Calgary of the Canadian Football League in 1958.


OWNERSHIP

FOOTBALL

ADMINISTRATION

RECORDS

HISTORY



# PROFOOTBALLHALLOFFAME


OWNERSHIP

FOOTBALL

ADMINISTRATION

RECORDS

HISTORY



**Rickey  
JACKSON**

**57**

**LINEBACKER**

**BORN: 3/20/58**

**COLLEGE: PITTSBURGH**

**NFL: 1981-95**

**SAINTS: 1981-93**

**YEAR INDUCTED: 2010**

One of the most productive linebackers in National Football League history, Rickey Jackson served as the linchpin of one of the most dominant linebacker corps the league has ever seen. He became the first Saint to have spent the majority of his career with New Orleans to have been selected to the Pro Football Hall of Fame.


The Pahokee, Fla. native had an outstanding college career at Pittsburgh and was picked in the second round (51st overall) by the Saints in the 1981 NFL Draft. Jackson appeared in 227 regular season games, starting 225 during 15 NFL seasons, 13 of which were spent with the Saints. With 115 as a Saint, he is the club's all-time leader. Jackson led the club in takedowns six times. He missed only two games, out of a possible 229 regular season games in his career.

Jackson finished his career with 128 sacks, (his eight sacks in his rookie season of 1981 are not included since sacks did not become an official statistic until 1982) ranked tenth all-time in NFL history. He is also the franchise's all-time leader in fumble recoveries with 26.

As a show of respect by opposing coaches and players for his dominating pass rush abilities and sideline to sideline play, Jackson was named to the Pro Bowl six times (1983-86, 1992-93) in his career, tied for the second-most by a Saint. He was an All-Pro selection six times (1984-87, 1992-93). After failing to post a winning campaign in the franchise's first 18 seasons, Jackson's Saints did not have a losing season in his final seven campaigns with the club from 1987-93, qualifying for the playoffs four times during this period.

Jackson would close out his NFL career with San Francisco from 1994-95, earning a championship ring as part of the Super Bowl XXIX winners. Jackson retired as a Saint in 1996 and his number 57 jersey was raised to the rafters of the Superdome. He was inducted into the New Orleans Saints Hall of Fame in 1997 and to the Louisiana Sports Hall of Fame in 1999. In 2013, he was inducted into the New Orleans Saints Ring of Honor.





**William  
ROAF**

**77**

**TACKLE**

**BORN: 4/18/70**

**COLLEGE: LOUISIANA TECH**

**NFL: 1993-2005**

**SAINTS: 1993-2001**

**YEAR INDUCTED: 2012**

One of the most accomplished tackles in National Football League history, William Roaf was the anchor of the Saints offensive line for nine seasons. Coming out of Louisiana Tech in 1993, Roaf was picked by the Saints with the eighth overall choice in the 1993 NFL Draft.

The Pine Bluff, Ark. native immediately was inserted by head coach Jim Mora into the starting lineup at right tackle, where he would start every contest and was selected to several All-Rookie teams. The 6-5, 312-pounder moved to the left side in his second season where he was named a Pro Bowl starter and *Associated Press* first-team All-Pro, which would begin a 12-year stretch as one of the most dominant left tackles in NFL history.

During his nine seasons with the Saints, Roaf was named to the Pro Bowl seven consecutive times (1994-2000), the most appearances ever by a Saint. Following a trade to the Kansas City Chiefs in 2002, he would be selected four more times, totaling 11 total selections, tied for the most nominations by a tackle in league history with Anthony Munoz and Jonathan Ogden. He also was an eight-time *AP* All-Pro selection, with four selections from each club. Overall, Roaf started all 189 regular season games and three postseason contests he appeared in for the Saints and Chiefs.

Roaf received one of football's highest honors as he was named to the NFL's All-Decade teams of the 1990's and 2000's, voted on by the Pro Football Hall of Fame selection committee. He was a first-team selection for the 1990's squad and a second-team choice on the 2000's roster, making him one of only 16 players since the AFL-NFL merger to be named to two All-Decade rosters. Additionally, Roaf was named to the Saints Hall of Fame in 2008 and is a member of the Louisiana and Arkansas Sports Hall of Fames. In 2013, he was inducted into the New Orleans Saints Ring of Honor. In 2014 he was elected to the College Football Hall of Fame.



OWNERSHIP

FOOTBALL

ADMINISTRATION

RECORDS

HISTORY

# NFL HONORS

## Pro Football Hall of Fame

**1976**

RB **Jim Taylor** (Saints career: 1967)

**1982**

DE **Doug Atkins** (Saints career: 1967-69)

**1991**

RB **Earl Campbell** (Saints career: 1984-85)

**1995**

President/GM **Jim Finks** (Saints career: 1986-93)

**2003**

Coach **Hank Stram** (Saints career: 1976-77)

**2010**

LB **Rickey Jackson** (Saints career: 1981-93)

**2012**

T **William Roaf** (Saints career: 1993-2001)

## Major Awards

**1972**

K **Tom Dempsey**: *Pro Football Weekly/PFWA George Halas Award*

**1977**

QB **Archie Manning**: *Byron "Whizzer" White NFL Man of the Year (NFLPA)*

**1978**

QB **Archie Manning**: *NFC Most Valuable Player (UPI, Sporting News); NFC Player of the Year (UPI, Sporting News); UPI NFC Offensive MVP*

RB **Chuck Muncie**: *Pro Bowl MVP*

**1981**

RB **George Rogers**: *Rookie of the Year (Pro Football Weekly/PFWA, Sporting News); Offensive Rookie of the Year (AP, Pro Football Weekly/PFWA); UPI NFC Rookie of the Year*

**1986**

K **Morten Andersen**: *Pro Football Weekly/PFWA Golden Toe*

RB **Rueben Mayes**: *Rookie of the Year (Pro Football Weekly/PFWA, Sporting News, Newspaper Enterprise Assoc.); Offensive Rookie of the Year (AP, Pro Football Weekly/PFWA)*

**1987**

General Manager **Jim Finks**: *Sporting News NFL Executive of the Year*  
Head Coach **Jim Mora**: *Coach of the Year (AP, Pro Football Weekly/PFWA, Sporting News); NFC Coach of the Year (UPI, Pro Football Weekly/PFWA, Committee of 101 - Kansas City)*

**1991**

LB **Pat Swilling**: *Defensive Player of the Year (AP, Newspaper Enterprise Assoc., Football Digest). NFC Defensive Player of the Year (Committee of 101 - Kansas City)*

**2000**

DT **La'Roi Glover**: *NFL Alumni DL of the Year, Committee of 101 - Kansas City NFC Defensive Player of the Year*  
Head Coach **Jim Haslett**: *Coach of the Year (AP, Pro Football Weekly/PFWA, Sports Illustrated, Football News, College & Pro Football Weekly, NFL Alumni, The Sports Network); Football Digest Rookie Coach of the Year; NFC Coach of the Year (USA Today, Committee of 101 - Kansas City)*  
DE **Joe Johnson**: *Comeback Player of the Year (AP, Pro Football Weekly/PFWA)*  
Offensive Coordinator **Mike McCarthy**: *USA Today NFC Assistant Coach of the Year*  
General Manager **Randy Mueller**: *NFL Executive of the Year (Sporting News, Pro Football Weekly/PFWA, Football Digest, The Sports Network)*

**2002**

G **LeCharles Bentley**: *Sports Illustrated Offensive Rookie of the Year*

**2006**

Executive Vice President/General Manager **Mickey Loomis**: *NFL Executive of the Year (Sporting News, Pro Football Weekly/Pro Football Writers of America)*  
Head Coach **Sean Payton**: *NFL Coach of the Year (AP, Sporting News, Pro Football Weekly, Sports Illustrated, Maxwell Club, NFL Alumni), Committee of 101 - Kansas City NFC Coach of the Year*  
QB **Drew Brees**: *Co-NFL Walter Payton Man of the Year, Sports Illustrated (Dr. Z) NFL Most Valuable Player; FedEx Air Player of the Year, Committee of 101 - Kansas City NFC Offensive Player of the Year, NFL Alumni QB of the Year*

**2007**

QB **Drew Brees**: *Pro Football Weekly/PFWA George Halas Award*

**2008**

QB **Drew Brees**: *NFL Offensive Player of the Year (AP, Sporting News), FedEx Air Player of the Year, Committee of 101 - Kansas City NFC Offensive Player of the Year*

**2009**

Head Coach **Sean Payton**: *NFL Coach of the Year (Maxwell Club, NFL Alumni), Committee of 101 - Kansas City NFC Coach of the Year*  
QB **Drew Brees**: *NFL Player of the Year (Maxwell Club), NFL Alumni QB of the Year, FedEx Air Player of the Year, Sporting News Offensive Player of the Year, Committee of 101 - Kansas City NFC Offensive Player of the Year*

**2010**

QB **Drew Brees**: *Sports Illustrated Sportsman of the Year, AP 2010 Athlete of the Year; Pro Football Writers Association Good Guy Award*

**2011**

QB **Drew Brees**: *NFL Offensive Player of the Year (AP, Sports Illustrated), FedEx Air Player of the Year, Byron "Whizzer" White NFL Man of the Year (NFLPA), Bart Starr Award*

**2015**

S **Steve Gleason**: *PFWA George Halas Award*

## All-Pro/All-Rookie Team

AP - Associated Press, CN - College & Pro Football Weekly, FD - Football Digest, FN - Football News, FW - Professional Football Writers of America, NE - Newspaper Enterprise Association, NY - New York Daily News, PFWA - Pro Football Writers of America, PW - Pro Football Weekly (1992-2012, choices combined with Pro Football Writers of America), SI - Sports Illustrated, SN - Sporting News, UP - United Press International, UW - USA Today/Sports Weekly

### 1967

CB **Dave Whitsell**: SN All-Pro; All-NFL 2nd Team (AP, UP)

### 1968

DE **Doug Atkins**: SN All-Pro; All-Pro 2nd Team (AP, NE)

### 1969

WR **Danny Abramowicz**: All-Pro (SN, AP-tied); All-Pro 2nd Team (NY, UPI)  
K **Tom Dempsey**: SN All-Pro

### 1970

P **Julian Fagan**: All-NFC (AP, SN)

### 1972

LB **Joe Federspiel**: UP All-Rookie

### 1978

TE **Henry Childs**: All-NFC 2nd Team (UP)  
QB **Archie Manning**: All-NFC (UP, SN)

### 1979

WR **Wes Chandler**: NE All-Pro 2nd team, UP All-NFC 2nd team  
TE **Henry Childs**: PW All-NFC; UP All-NFC 2nd Team  
G **Conrad Dobler**: UP All-NFC 2nd Team  
RB **Chuck Muncie**: UP All-NFC 2nd Team  
S **Tommy Myers**: PW All-Pro; All-NFC 1st Team (UP, PW)

### 1980

T **Stan Brock**: All-Rookie (UP, PW)  
KR **Rich Mauti**: All-NFC (PW - specialist)

### 1981

RB **George Rogers**: All-Pro 1st Team (AP, SN); NE All-Pro 2nd Team; All-NFC (UP)

### 1982

RB **George Rogers**: UP All-NFC 2nd Team

### 1983

S **Russell Gary**: UP All-NFC  
LB **Rickey Jackson**: PW All-NFC  
LB **Jim Kovach**: UPI All-NFC 2nd Team  
CB **Johnnie Poe**: NE All-Pro 2nd Team; UP All-NFC

### 1984

P **Brian Hansen**: UP All-NFC 2nd Team  
LB **Rickey Jackson**: All-Pro 2nd Team (AP, NE); All-NFC (UP, PW)

### 1985

K **Morten Andersen**: SN All-Pro; AP All-Pro 2nd Team; UP All-NFC  
LB **Rickey Jackson**: AP All-Pro 2nd Team; UP All-NFC 2nd Team

### 1986

K **Morten Andersen**: All-Pro (AP, NE, FW, SN, PFW); All-NFC (UP, PW)  
KR **Mel Gray**: All-Pro (SN - specialist)  
LB **Rickey Jackson**: AP All-Pro 2nd Team; UP All-NFC 2nd Team  
RB **Rueben Mayes**: UP All-NFC 2nd Team; All-Rookie (UP, PW)

### 1987

K **Morten Andersen**: All-Pro (AP, FW, NE, SN, PW); All-NFC (UPI, PW)  
S **Gene Atkins**: FW All-Rookie  
DE **Bruce Clark**: NE All-Pro 2nd Team  
G **Brad Edelman**: UPI All-NFC 2nd Team  
KR **Mel Gray**: All-Pro (FW, SN, PW - punt returner); All-NFC (PW - specialist)  
LB **Rickey Jackson**: All-Pro (NE, SN)  
LB **Vaughan Johnson**: All-NFC (UP, PW)  
DE **Shawn Knight**: FW All-Rookie  
RB **Rueben Mayes**: UP All-NFC  
LB **Pat Swilling**: UP All-NFC  
G **Steve Trapilo**: All-Rookie (FW, UP)  
CB **Dave Waymer**: All-Pro 2nd Team (AP); UP All-NFC

### 1988

K **Morten Andersen**: NE All-Pro 2nd Team; AP All-NFC  
LB **Vaughan Johnson**: NE All-Pro; All-NFC (UP, PW)

### 1989

RB **Dalton Hilliard**: All-Pro 2nd Team (AP, NE); All-NFC 2nd Team (UP)  
LB **Vaughan Johnson**: NE All-Pro; AP All-Pro 2nd Team; All-NFC (UP, PW)  
CB **Robert Massey**: All-Rookie (FW, CN, PW, FD)  
LB **Pat Swilling**: All-Pro 2nd Team (AP, NE); All-NFC 2nd Team (UP)

### 1990

LB **Vaughan Johnson**: NE All-Pro 2nd Team; UPI All-NFC 2nd Team  
LB **Pat Swilling**: AP All-Pro 2nd Team; UP All-NFC 2nd Team  
LB **Renaldo Turnbull**: All-Rookie (FW, UP, CN, FD)

### 1991

LB **Vaughan Johnson**: UP All-NFC  
LB **Sam Mills**: All-Pro (FW, SN, PW); All-Pro 2nd Team (AP, NE); PW All-NFC PW  
LB **Pat Swilling**: All-Pro (AP, NE, FW, SN, PW); All-NFC (UP, PW)  
ST **Bennie Thompson**: PW - specialist All-NFC


OWNERSHIP

FOOTBALL

ADMINISTRATION

RECORDS

HISTORY



# NFL HONORS

## 1992

**K Morten Andersen:** *All-Pro (FW, NE, PW); AP All-Pro 2nd Team; All-NFC (UP, PW)*  
**LB Rickey Jackson:** *All-Pro (FW, PW); All-Pro 2nd Team (AP, NE); All-NFC (UP, PW)*  
**LB Vaughan Johnson:** *UP All-NFC*  
**G Derek Kennard:** *NE All-Pro 2nd Team*  
**DT Wayne Martin:** *NE All-Pro 2nd Team*  
**LB Sam Mills:** *All-Pro (PW/FW, SN); AP All-Pro 2nd Team; All-NFC (UP, PW)*  
**LB Pat Swilling:** *All-Pro (AP, SN)*

## 1993

**KR Tyrone Hughes:** *All-Pro (PW/FW – specialist; AP All-Pro 2nd Team; All-NFC (UP, PW); All-Rookie (PW/FW, UP, CN, FD)*  
**LB Rickey Jackson:** *SN All-Pro; AP All-Pro 2nd Team; All-NFC (UP, PW)*  
**T William Roaf:** *All-Rookie (PW/FW, UP, CN, FD)*  
**TE Irv Smith:** *All-Rookie (CN, FN)*  
**LB Renaldo Turnbull:** *AP All-Pro (AP); UP I All-NFC*

## 1994

**DE Joe Johnson:** *All-Rookie (FN, PW/FW, CN, UPI)*  
**T William Roaf:** *All-Pro (AP, PW/FW, SN, SI); All-NFC (UP, PW)*  
**LB Winfred Tubbs:** *FN All-Rookie*

## 1995

**CB Eric Allen:** *UPI All-NFC 2nd Team*  
**LB Mark Fields:** *All-Rookie (PW/FW, CN)*  
**T William Roaf:** *All-Pro (AP, PW/FW, SN); All-NFC (UP, PW)*

## 1996

**T William Roaf:** *All-Pro (PW/FW, SN); AP All-Pro 2nd Team; PW All-NFC*

## 1997

**S Sammy Knight:** *All-Rookie (PW)*  
**T William Roaf:** *AP All-Pro 2nd Team; PW/FW All-NFC*  
**LB Winfred Tubbs:** *AP All-Pro 2nd Team*

## 1998

**DT La'Roi Glover:** *CN All-Pro; All-Pro 2nd Team (AP, UW); FN All-NFC*  
**TE Cameron Cleeland:** *All-Rookie (PW/FW, CN, FN, FD)*  
**G/T Kyle Turley:** *All-Rookie (PW/FW, FN, FD)*  
**T William Roaf:** *CN All-Pro 2nd team; FN All-NFC (Football News)*

## 1999

**T William Roaf:** *PW All-NFC*

## 2000

**DT La'Roi Glover:** *Unanimous All-Pro (PW/FW, AP, UW, SI, SN, CN, FD); All-NFC 1st Team (PW/FW, FN)*  
**DT Norman Hand:** *FD All-Pro 2nd Team*  
**DE Darren Howard:** *All-Rookie (PW/FW, FN)*  
**DE Joe Johnson:** *All-Pro 2nd Team (CN, FD); All-NFC (PW/FW, FN)*  
**LB Keith Mitchell:** *SI All-Pro, PW/FW All-NFC 1st Team*  
**T William Roaf:** *All-Pro (PW/FW, UW, SI,*

*FD); All-Pro 2nd Team (AP, CN); PW/FW All-NFC 1st Team*

**T Kyle Turley:** *AP All-Pro; All-Pro 2nd Team (CN, FD); FN 1st Team All-NFC*

## 2001

**S Sammy Knight:** *FD All-Pro; All-Pro 2nd Team (AP, CN)*

## 2002

**G LeCharles Bentley:** *All-Rookie (PW)*  
**KR Michael Lewis:** *All-Pro (AP, CN, FD, PW/FW, SI, SN); All-NFC KR/PR (PW)*  
**ST Fred McAfee:** *PW/FW All-Pro; FW All-Pro 2nd Team; PW All-NFC*  
**RB Deuce McAllister:** *PW All-NFC*  
**CB Fred Thomas:** *SI All-Pro*  
**WR Donté Stallworth:** *PW All-Rookie Team*

## 2003

**RB Deuce McAllister:** *PW All-NFC*  
**DT Johnathan Sullivan:** *PW All-Rookie*

## 2004

**DE Will Smith:** *PW All-Rookie*

## 2005

**OT Jammal Brown:** *PW All-Rookie*

## 2006

**QB Drew Brees:** *All-Pro (AP, PW/FW, SI, SN, UW); PW/NW All-NFC*  
**T Jammal Brown:** *All-Pro (AP, PW/FW, SI, UW); PW/FW All-NFL & All-NFC*  
**RB Reggie Bush:** *PW/FW All-Rookie*  
**FB Mike Karney:** *AP All-Pro 2nd Team*

## 2008

**QB Drew Brees:** *All-Pro (SI, SN); AP All-Pro 2nd Team; PW/FW All-NFC*  
**PR Reggie Bush:** *SN All-Pro*  
**DT Sedrick Ellis:** *PW/FW All-Rookie*  
**G Carl Nicks:** *PW/FW All-Rookie*

## 2009

**QB Drew Brees:** *SN All-Pro; AP All-Pro 2nd Team; PW/FW All-NFC*  
**G Jahri Evans:** *All-Pro (AP, PW/FW, SI, SN, UW); PW/FW All-NFC*  
**Darren Sharper:** *All-Pro (AP, PW/FW, SI, SN, UW); PW/FW All-NFC*

## 2010

**G Jahri Evans:** *All-Pro (AP, PW/FW, SN); PW/FW All-NFC*  
**RB Chris Ivory:** *All-Rookie (PW/FW, SN)*  
**S Malcolm Jenkins:** *AP All-Pro 2nd Team*  
**G Carl Nicks:** *AP All-Pro 2nd Team*  
**S Darren Sharper:** *AP All-Pro 2nd Team*

## 2011

**QB Drew Brees:** *AP All-Pro 2nd Team*  
**G Jahri Evans:** *All-Pro (AP, PW/FW, ESPN.com, SN); PW/FW All-NFC*  
**TE Jimmy Graham:** *AP All-Pro 2nd Team; PW/FW All-NFC*  
**G Carl Nicks:** *All-Pro (AP, ESPN.com, PW/FW, SI, SN); PW/FW All-NFC*

## 2012

G **Jahri Evans**: *All-Pro (AP, SN); PW/FW All-NFC*  
P **Thomas Morstead**: *All-Pro (SI, SN, NFL.com); AP All-Pro 2nd Team*

## 2013

QB **Drew Brees**: *PFWA ALL-NFC*  
G **Jahri Evans**: *AP second-team All-Pro*  
TE **Jimmy Graham**: *All-Pro (AP 1st team, ESPN.com, the Sporting News, Sports Illustrated); PFWA All-NFL and All-NFC*  
T **Zach Strief**: *ESPN.com All-Pro*  
S **Kenny Vaccaro**: *PFWA All-Rookie*

## Pro Bowl Selections

### 1967

CB **Dave Whitsett**

### 1968

DT **Dave Rowe**

### 1969

RB **Tony Baker**, K **Tom Dempsey**, G **Jake Kupp**,  
RB **Andy Livingston**, Coach **Tom Fears**

### 1978

QB **Archie Manning**

### 1979

WR **Wes Chandler**, TE **Henry Childs**, QB  
**Archie Manning** (2), RB **Chuck Muncie**, S  
**Tommy Myers**

### 1981

RB **George Rogers**

### 1982

RB **George Rogers** (2)

### 1983

LB **Rickey Jackson**

### 1984

DE **Bruce Clark**, P **Brian Hansen**, LB **Rickey Jackson** (2)

### 1985

K **Morten Andersen**, LB **Rickey Jackson** (3)

### 1986

K **Morten Andersen** (2), LB **Rickey Jackson** (4),  
RB **Rueben Mayes**\*

### 1987

K **Morten Andersen** (3), TE **Hoby Brenner**, G  
**Brad Edelman**, RB **Rueben Mayes** (2)\*, LB  
**Sam Mills**, CB **Dave Waymer**

### 1988

K **Morten Andersen** (4), WR **Eric Martin**, LB  
**Sam Mills** (2)

### 1989

RB **Dalton Hilliard**, LB **Vaughan Johnson**, LB  
**Pat Swilling**

## 1990

K **Morten Andersen** (5), LB **Vaughan Johnson**  
(2), LB **Pat Swilling** (2)

## 1991

LB **Vaughan Johnson** (3), LB **Sam Mills** (3),  
LB **Pat Swilling** (3), ST **Bennie Thompson**

## 1992

K **Morten Andersen** (6), C **Joel Hilgenberg**, LB  
**Rickey Jackson** (5), LB **Vaughan Johnson** (4),  
LB **Sam Mills** (4), LB **Pat Swilling** (4)

## 1993

ST **Tyrone Hughes**, LB **Rickey Jackson** (6), LB  
**Renaldo Turnbull**

## 1994

DE **Wayne Martin**, T **William Roaf**

## 1995

CB **Eric Allen**, T **William Roaf** (2)

## 1996

T **William Roaf** (3)

## 1997

T **William Roaf** (4)

## 1998

T **William Roaf** (5)\*, DE **Joe Johnson**

## 1999

T **William Roaf** (6)

## 2000

LB **Mark Fields**, DT **La'Roi Glover**, WR **Joe Horn**,  
DE **Joe Johnson** (2), LB **Keith Mitchell**,  
T **William Roaf** (7)

## 2001

WR **Joe Horn** (2), DT **La'Roi Glover** (2), S  
**Sammy Knight**

## 2002

WR **Joe Horn** (3), KR **Michael Lewis**, ST **Fred McAfee**,  
RB **Deuce McAllister**

## 2003

RB **Deuce McAllister**\* (2), G **LeCharles Bentley**\*

## 2004

P **Mitch Berger**, WR **Joe Horn** (4)

## 2005

C **LeCharles Bentley** (2)

## 2006


QB **Drew Brees**, T **Jammal Brown**\*, DE **Will Smith**

## 2008

QB **Drew Brees** (2), T **Jammal Brown** (2)

## 2009\*\*

QB **Drew Brees** (3), G **Jahri Evans**, C **Jonathan Goodwin**,  
S **Roman Harper**, S **Darren Sharper**,  
T **Jon Stinchcomb**, LB **Jonathan Vilma**



# NFL HONORS

## 2010

QB **Drew Brees** (4), G **Jahri Evans** (2), S **Roman Harper** (2), G **Carl Nicks**, LB **Jonathan Vilma** (2)

## 2011

QB **Drew Brees** (5), T **Jermon Bushrod**, G **Jahri Evans** (3), TE **Jimmy Graham**, G **Carl Nicks** (2)

## 2012

QB **Drew Brees** (6), T **Jermon Bushrod** (2), G **Jahri Evans** (4), P **Thomas Morstead**

## 2013

QB **Drew Brees** (7), G **Jahri Evans** (5), TE **Jimmy Graham** (2), G **Ben Grubbs**, DE **Cameron Jordan**

## 2014

QB **Drew Brees** (8), G **Jahri Evans\*** (6), TE **Jimmy Graham** (2), RB **Mark Ingram**

\* - injured, did not play

\*\* - Super Bowl participant, players did not play

( ) - number of multiple selections to squad as a Saint

## NFC Players of the Month

(Awarded Since 1986)

## 1988

Sept.: LB **Rickey Jackson** (Defense)

## 1989

Oct.: QB **Bobby Hebert** (Offense)

## 1990

Dec.: LB **Rickey Jackson** (Defense, 2)

## 1991

Sept.: LB **Sam Mills** (Defense)

## 1993

Sept.: LB **Ronaldo Turnbull** (Defense)

## 1994

Oct.: KR-PR **Tyrone Hughes** (Special Teams)

## 1997

Nov.: K **Doug Brien** (Special Teams)

## 2000

Oct.: DT **La'Roi Glover** (Defense)

## 2001

Oct.: RB **Ricky Williams** (Offense); Oct.: K **John Carney** (Special Teams)

## 2002

Oct.: RB **Deuce McAllister** (Offense)

## 2006

Sept.: K **John Carney** (Special Teams, 2)

## 2008

Sept.: QB **Drew Brees** (Offense)

## 2009

Sept.: QB **Drew Brees** (Offense, 2); Oct.: S **Darren Sharper** (Defense)

## 2010

Sept.: KR-ST **Courtney Roby** (Special Teams)

## 2011

Dec./Jan.: QB **Drew Brees** (Offense, 3)

## 2013

Sept.: TE **Jimmy Graham** (Offense)

## 2014

Oct.: K **Shayne Graham** (Special Teams)

( ) - number of multiple selections to honor as a Saint

## NFC Rookie of the Month

(Awarded Since 1986)

## 2000

Sept.: DE **Darren Howard** (Defense); Dec.: DE **Darren Howard** (Defense, 2)

## 2006

Oct.: WR **Marques Colston** (Offense); Dec.: RB **Reggie Bush** (Offense)

( ) - number of multiple selections to honor as a Saint

## NFC Players of the Week

(Awarded Since 1984)

## 1984

Week 11: DE **Jim Wilks** (Defense); Week 12: DT **Bruce Clark** (Defense)

## 1985

Week 3: QB **Dave Wilson** (Offense)

## 1986

Week 7: RB **Rueben Mayes** (Offense); Week 9: LB **Rickey Jackson** (Defense); Week 10: DE **Bruce Clark** (Defense, 2)

## 1987

Week 9: RB **Dalton Hilliard** (Offense); Week 11: DE **Jim Wilks** (Defense, 2); Week 14: QB **Bobby Hebert** (Offense); Week 15: LB **Rickey Jackson** (Defense, 2)

## 1988

Week 8: LB **Rickey Jackson** (Defense, 3); Week 12: QB **Bobby Hebert** (Offense, 2)

## 1989

Week 7: RB **Dalton Hilliard** (Offense, 2); Week 8: LB **Pat Swilling** (Defense); Week 11: LB **Pat Swilling** (Defense, 2)

## 1990

Week 10: RB **Craig Heyward** (Offense)

## 1991

**Week 5:** LB **Rickey Jackson** (Defense, 4); **Week 10:** LB **Pat Swilling** (Defense, 3); **Week 16:** QB **Bobby Hebert** (Offense, 3); **Week 17:** S **Gene Atkins** (Defense)

## 1992

**Week 6:** LB **Rickey Jackson** (Defense, 5); **Week 14:** DE **Wayne Martin** (Defense)

## 1993

**Week 2:** QB **Wade Wilson** (Offense); **Week 3:** P **Tommy Barnhardt** (Special Teams); **Week 3:** LB **Renaldo Turnbull** (Defense); **Week 4:** K **Morten Andersen** (Special Teams); **Week 4:** LB **Vaughan Johnson** (Defense); **Week 13:** KR **Tyrone Hughes** (Special Teams)

## 1994

**Week 3:** LB **Darion Conner** (Defense); **Week 5:** LB **James Williams** (Defense); **Week 8:** KR/PR **Tyrone Hughes** (Special Teams, 2); **Week 15:** K **Morten Andersen** (Special Teams, 2); **Week 17:** P **Tommy Barnhardt** (Special Teams, 2)

## 1995

**Week 9:** KR/PR **Tyrone Hughes** (Special Teams, 3); **Week 10:** K **Doug Brien** (Special Teams)

## 1996

**Week 16:** DT **Wayne Martin** (Defense, 2)

## 1997

**Week 4:** DT **Wayne Martin** (Defense, 3); **Week 12:** S **Chris Hewitt** (Special Teams); **Week 14:** K **Doug Brien** (Special Teams, 2); **Week 16:** P **Mark Royals** (Special Teams)

## 1998

**Week 4:** LB **Mark Fields** (Defense); **Week 8:** P **Mark Royals** (Special Teams, 2); **Week 14:** DT **La'Roi Glover** (Defense)

## 1999

**Week 16:** CB **Fred Weary** (Defense)

## 2000

**Week 6:** DT **La'Roi Glover** (Defense, 2); **Week 7:** DT **La'Roi Glover** (Defense, 3); **Week 9:** LB **Keith Mitchell** (Defense); **Week 10:** Jeff **Blake** (Offense); **Week 11:** LB **Keith Mitchell** (Defense, 2); **Week 13:** DT **La'Roi Glover** (Defense, 4)

## 2001

**Week 1:** S **Sammy Knight** (Defense); **Week 4:** RB **Ricky Williams** (Offense); **Week 4:** K **John Carney** (Special Teams); **Week 7:** S **Sammy Knight** (Defense, 2); **Week 7:** K **John Carney** (Special Teams, 2)

## 2002

**Week 1:** RB **Fred McAfee** (Special Teams); **Week 6:** WR **Michael Lewis** (Special Teams); DE **Darren Howard** (Defense); **Week 7:** QB **Aaron Brooks** (Offense); **Week 10:** S **Steve Gleason** (Special Teams)

## 2003

**Week 7:** QB **Aaron Brooks** (Offense, 2); **Week 9:** DE **Willie Whitehead** (Defense); **Week 13:** RB **Deuce McAllister** (Offense); **Week 15:** QB **Aaron Brooks** (Offense, 3)

## 2004

**Week 3:** K **John Carney** (Special Teams, 3); **Week 14:** P **Mitch Berger** (Special Teams); **Week 15:** RB **Aaron Stecker** (Special Teams); **Week 16:** WR **Michael Lewis** (Special Teams, 2); **Week 17:** DE **Tony Bryant** (Special Teams)

## 2005

**Week 1:** K **John Carney** (Special Teams, 4); **Week 4:** DE **Darren Howard** (Defense, 2)

## 2006

**Week 3:** LB **Scott Fujita** (Defense); **Week 5:** RB **Reggie Bush** (Special Teams); **Week 9:** QB **Drew Brees** (Offense); **Week 13:** RB **Reggie Bush** (Offense); **Week 14:** QB **Drew Brees** (Offense, 2)

## 2007

**Week 8:** QB **Drew Brees** (Offense, 3); **Week 15:** QB **Drew Brees** (Offense, 4)

## 2008

**Week 5:** RB **Reggie Bush** (Special Teams, 2); **Week 6:** QB **Drew Brees** (Offense, 5); **Week 8:** QB **Drew Brees** (Offense, 6); **Week 12:** QB **Drew Brees** (Offense, 7)

## 2009

**Week 1:** QB **Drew Brees** (Offense, 8); **Week 4:** S **Darren Sharper** (Defense); **Week 6:** QB **Drew Brees** (Offense, 9); **Week 9:** DL **Anthony Hargrove** (Defense); **Week 11:** P **Thomas Morstead** (Special Teams); **Week 12:** QB **Drew Brees** (Offense, 10); **Week 17:** P **Thomas Morstead** (Special Teams, 2)

## 2010

**Week 2:** K **Garrett Hartley** (Special Teams); **Week 12:** S **Malcolm Jenkins** (Defense); **Week 14:** S **Malcolm Jenkins** (Defense, 2)

## 2011

**Week 2:** S **Roman Harper** (Defense); **Week 7:** QB **Drew Brees** (Offense, 11); **Week 10:** S **Roman Harper** (Defense, 2); **Week 12:** QB **Drew Brees** (Offense, 12); **Week 16:** QB **Drew Brees** (Offense, 13)

## 2012

**Week 5:** QB **Drew Brees** (Offense, 14); **Week 10:** TE **Jimmy Graham** (Offense)


## 2013

**Week 3:** TE **Jimmy Graham** (Offense, 2); **Week 4:** QB **Drew Brees** (Offense, 15); **Week 10:** QB **Drew Brees** (Offense, 16); **Week 17:** QB **Drew Brees** (Offense, 17)

## 2014

**Week 9:** OLB **Junior Galette** (Defense); **Week 13:** QB **Drew Brees** (Offense, 18)

( ) - number of multiple selections to honor as a Saint



## NFL DRAFT HISTORY

## 1967 Expansion Draft

Held Feb. 10, 1967

In what became the foundation of New Orleans' first NFL team, the Saints selected 42 players in an expansion draft, using the same procedures as in the formation of the Atlanta Falcons in 1966. The Falcons were exempted from the expansion draft in 1967, thus leaving 14 teams from whom the Saints selected players. The procedures that were in place for the Saints were as follows: Each of the other 14 NFL teams froze 29 players from its 40-man roster, leaving 11 players available to be selected by New Orleans. The Saints chose one player from those 11 remaining on each team. Then, each team froze two additional players, leaving eight on each list, from which the Saints chose two more.

Tom Barrington, fb ..... Ohio State (from Washington)  
Jim Battle, t ..... Southern (from Cleveland)  
Charlie Bradshaw, t ..... Baylor (from Pittsburgh)  
Jackie Burkett, lb ..... Auburn (from Baltimore Colts)  
Dave Cahill, dt ..... Arizona State (from Philadelphia)  
Bill Cody, lb ..... Auburn (from Detroit)  
Don Croftcheck, g ..... Indiana (from Washington)  
Bill Curry, c ..... Georgia Tech (from Green Bay)  
Ted Davis, lb ..... Georgia Tech (from Baltimore Colts)  
Jim Garcia, de ..... Cal State-Chico (from N.Y. Giants)  
Tom Hall, wr ..... Minnesota (from Minnesota)  
Steve Heckard, wr ..... Davidson (from L.A. Rams)  
Jimmy Heidel, db ..... Mississippi (from St. Louis Cardinals)  
Paul Hornung, rb ..... Notre Dame (from Green Bay)  
Billy Kilmer, qb ..... UCLA (from San Francisco)  
Elbert Kimbrough, db ..... Northwestern (from San Francisco)  
Kent Kramer, te ..... Minnesota (from San Francisco)  
Jake Kupp, g ..... Washington (from Washington)  
Earl Leggett, dt ..... Louisiana State (from L.A. Rams)  
Obert Logan, db ..... Trinity (Texas) (from Dallas)  
Riley Mattson, t ..... Oregon (from Chicago)  
John Morrow, c ..... Michigan (from Cleveland)  
Ray Ogden, te ..... Alabama (from St. Louis Cardinals)  
Ray Rissmiller, t ..... Georgia (from Philadelphia)  
Walt Roberts, wr ..... San Jose State (from Cleveland)  
George Rose, db ..... Auburn (from Minnesota)  
Bill Sandeman, t ..... Pacific (from Dallas)  
Bob Scholtz, t ..... Notre Dame (from N.Y. Giants)  
Brian Schweda, de ..... Kansas (from Chicago)  
Dave Simmons, lb ..... Georgia Tech (from St. Louis Cardinals)  
Jerry Simmons, wr ..... Bethune-Cookman (from Pittsburgh)  
Bob Smith, rb ..... North Texas State (from Pittsburgh)  
Bobby Lee Smith, db ..... UCLA (from Detroit)  
Larry Stephens, dt ..... Texas (from Dallas)  
Steve Stonebreaker, lb ..... Detroit (from Baltimore Colts)  
Mike Tilleman, dt ..... Montana (from Minnesota)  
Phil Vandersee, lb ..... Massachusetts (from Green Bay)  
Willie Walker, wr ..... Tennessee State (from Detroit)  
Joe Wendryhoski, g ..... Illinois (from L.A. Rams)  
Dave Whitsell, db ..... Indiana (from Chicago)  
Fred Whittingham, lb ..... Cal Poly-San Luis Obispo (from Philadelphia)  
Gary Wood, qb ..... Cornell (from N.Y. Giants)


## 1967 Draft

Held March 14, 1967

The first combined AFL-NFL draft was held in 1967. A player's overall order of selection is designated by a number after his position. In 1967, the expansion New Orleans Saints received the first and last choices in each round and an additional choice at the end of the 2nd, 3rd and 4th rounds.

1a. traded to Baltimore  
1b. Leslie Kelley, fb (26) ..... Alabama  
2a. James (Bo) Burris, s (27) ..... Houston  
2b. John Gilliam, rb (52) ..... South Carolina State  
2c. David Rowe, de (53) ..... Penn State  
3a. traded to Baltimore  
3b. Del Williams, g (79) ..... Florida State  
3c. Ben Hart, wr (80) ..... Oklahoma  
4a. Ron Widby, p (81) ..... Tennessee  
4b. Bill Carr, c (106) ..... Florida

4c. Tom Stangle, t (107) ..... Dayton  
5a. Don McCall, rb (108) ..... Southern California  
5b. John Douglas, cb (133) ..... Texas Southern  
6a. George Harvey, g (134) ..... Kansas  
6b. Charles (Bo) Wood, lb (159) ..... North Carolina  
7a. Gary Hertzog, g (160) ..... Williamette  
7b. Bob McKelvey, lb (185) ..... Northwestern  
8a. Sam Harris, te (186) ..... Colorado  
8b. Barry Siler, lb (211) ..... Albion  
9a. Tim Lavens, te (212) ..... Idaho  
9b. Eugene Ross, cb (237) ..... Oklahoma  
10a. Charles Brown, rb (238) ..... Missouri  
10b. Roosevelt Robertson, te (263) ..... North Carolina College  
11a. Jim Benson, g (264) ..... Florida  
11b. Bernard Corbin, cb (288) ..... Alabama A&M  
12a. Ronnie Pack, g (289) ..... Texas Tech  
12b. John Robinson, wr (315) ..... Tennessee A&I  
13a. Bill Stetz, lb (316) ..... Boston College  
13b. Gary Grossnickle, s (341) ..... Missouri  
14a. Jim Hester, te (342) ..... North Carolina  
14b. George Stetter, cb (367) ..... Virginia  
15a. John Snow, dt (368) ..... Wake Forest  
15b. Darrell Johnson, rb (393) ..... Lamar  
16a. Marcus Rhoden, wr (394) ..... Mississippi State  
16b. Bruce Cortez, cb (419) ..... Parsons College  
17a. Dan Abramowicz, wr (420) ..... Xavier (Ohio)  
17b. Billy Bob Stewart, lb (438) ..... Southern Methodist (choice acquired from Baltimore)  
17c. Jimmy Walker, s (445) ..... Providence



WR Danny Abramowicz

## 1968 Draft

Held January 30-31, 1968

1a. traded to Green Bay  
1b. Kevin Hardy, de (7) ..... Notre Dame (choice acquired from Minnesota)  
2. choice to Los Angeles for joining scouting combine  
3. Dave Szmakowski, wr (59) ..... West Texas State  
4a. Willie Crittendon, dt (85) ..... Tulsa  
4b. Dan Sartin, g (103) ..... Mississippi  
5. Ronnie Lee South, qb (115) ..... Arkansas  
5a. traded to San Francisco  
7a. Ray Phillips, g (169) ..... Michigan (choice acquired from Detroit)  
7b. Eugene Howard, cb (175) ..... Langston  
8. Dick Swatland, g (195) ..... Notre Dame  
9. Joe Blake, g (223) ..... Tulsa  
10. Doug Robinson, s (254) ..... Iowa State  
11. Bennie Blocker, rb (276) ..... South Carolina State  
12. John Beck, cb (303) ..... San Diego State  
13. Kayo Trepanier, t (331) ..... Montana State  
14. Herbert Covington, rb (359) ..... Memphis State  
15. Wilmer Cooks, rb (384) ..... Colorado  
16. Elie Ghattas, g (411) ..... Ball State  
17. Jim Ferguson, lb (439) ..... Southern California

## 1969 Draft

Held January 28-29, 1969

1a. traded to San Francisco  
1b. John Shinnars, g (17) ..... Xavier (Ohio)

- (choice acquired from Minnesota)
- 2a. traded to Baltimore
  - 2b. Richard Neal, de (45) ..... Southern  
(choice acquired from St. Louis)
  3. traded to Detroit
  - 4a. Dennis Hale, s (85) ..... Minnesota
  - 4b. Bob Hudspeth, t (102) ..... Southern Illinois  
(choice acquired from Dallas)
  - 5a. Tony Kyasky, s (111) ..... Syracuse
  - 5b. Keith Christensen, t (117) ..... Kansas  
(choice acquired from N.Y. Giants)
  6. Bob Miller, te (138) ..... Southern California  
traded to Baltimore
  7. Jim Lawrence, wr (189) ..... Southern California
  8. Joe Owens, lb (215) ..... Alcorn State
  10. McKinley Reynolds, rb (241) ..... Hawaii
  11. Tommy Morel, wr (267) ..... Louisiana State
  12. Tom Broadhead, rb (293) ..... Santa Barbara State
  13. Joe Robillard, cb (319) ..... Linfield (Oregon)
  14. Gary Loyd, p (345) ..... California Lutheran
  15. Bill Waller, wr (371) ..... Xavier (Ohio)
  16. Edd Hargett, qb (397) ..... Texas A&M
  17. Chico Kurzwski, s (423) ..... Northwestern

## 1970 Draft

*Held January 27-28, 1970*

1. Ken Burrough, wr (10) ..... Texas Southern  
traded to Cleveland
2. Clovis Swinney, de (62) ..... Arkansas State
4. Delles Howell, cb (88) ..... Grambling
- 5a. Glenn Cannon, s (106) ..... Mississippi  
(choice acquired from Chicago)
- 5b. traded to Washington
- 5c. Steve Ramsey, qb (126) ..... North Texas State  
(choice acquired from Los Angeles)
6. Mel Easley, cb (140) ..... Oregon State
7. Lon Woodard, de (166) ..... San Diego State
8. Lawrence Estes, de (192) ..... Alcorn State
9. Jim Otis, rb (218) ..... Ohio State
10. Jim Brumfield, rb (244) ..... Indiana State
11. Gary Klahr, lb (270) ..... Arizona
12. Willie Davenport, cb (296) ..... Southern
13. Ralph Miller, te (322) ..... Alabama State  
(selection was declared ineligible by NFL)
14. Doug Sutherland, de (348) ..... Wisconsin-Superior
15. Jim Vest, de (374) ..... Washington State
16. Cliff Gasper, dt (400) ..... Grambling
17. Doug Wyatt, s (426) ..... Tulsa

## 1971 Draft

*Held January 28-29, 1971*

1. Archie Manning, qb (2) ..... Mississippi  
traded to Chicago
- 2a. Sam Holden, t (31) ..... Grambling  
(choice acquired from Houston)
3. Bivian Lee, cb (54) ..... Prairie View A&M
- 4a. traded to Dallas
- 4b. Carlos Bell, te (82) ..... Houston
- 4c. Wimpy Winther, c (88) ..... Mississippi  
(choice acquired from Washington)
- 4d. D'artagnan Martin, cb (91) ..... Kentucky State
- 4e. Don Morrison, t (98) ..... Texas-Arlington  
traded to Pittsburgh
6. Don Morehead, rb (132) ..... Michigan
- 7a. Larry DiNardo, c (158) ..... Notre Dame
- 7b. Bob Newland, wr (172) ..... Oregon  
(choice acquired from Kansas City)
- 8a. traded to Pittsburgh
- 8b. James Elder, cb (194) ..... Southern  
(choice acquired from Washington)
- 8c. Bob Gresham, rb (201) ..... West Virginia  
(choice acquired from Oakland)
9. Tom Williams, s (210) ..... Williamette
10. Rocky Pamplin, rb (239) ..... Hawaii  
(choice acquired from Philadelphia)

11. Bob Pollard, de (262) ..... Weber State
12. Ron Gathright, cb (288) ..... Morehead State
13. Don Burchfield, te (314) ..... Ball State
14. Bobby Scott, qb (340) ..... Tennessee
15. Bart Graves, de (366) ..... Tulane
16. Craig Robinson, t (392) ..... Houston
17. Hermann Eban, wr (428) ..... Oklahoma State  
(choice acquired from Washington)



QB Archie Manning

## 1972 Draft

*Held February 1-2, 1972*

1. Royce Smith, g (8) ..... Georgia
- 2a. Willie Hall, lb (31) ..... Southern California  
(choice acquired from Houston)
- 2b. traded to Oakland
- 3a. Bob Kuziel, c (60) ..... Pittsburgh
- 3b. Tom Myers, s (74) ..... Syracuse  
(choice from Baltimore through Oakland)
- 4a. Mike Crangle, de (85) ..... Tennessee-Martin
- 4b. Joe Federspiel, lb (99) ..... Kentucky  
(choice acquired from Washington through L.A. Rams & Philadelphia)
- 4c. Mike Coleman, de (101) ..... Knoxville College  
(choice acquired from Kansas City)
- 5a. Bill Butler, rb (111) ..... Kansas State  
(choice acquired from Green Bay)
- 5b. Carl Johnson, t (112) ..... Nebraska
- 5c. Bob Davies, s (126) ..... South Carolina  
(choice acquired from Baltimore)
- 6a. Wayne Dorton, g (137) ..... Arkansas State
- 6b. Curt Watson, rb (150) ..... Tennessee  
(choice acquired from Oakland)
7. Ernie Jackson, cb (164) ..... Duke
8. Ron Vinson, wr (189) ..... Abilene Christian
9. Kent Bransletter, dt (216) ..... Houston
10. Andy Kupp, g (241) ..... Idaho
11. Paul Dongieux, lb (267) ..... Mississippi
12. Steve Lockhart, te (293) ..... Arkansas State
13. Cephus Weatherspoon, wr (320) ..... Fort Lewis
14. Steve Barrios, wr (345) ..... Tulane
15. Rusty Lachaussee, qb (372) ..... Tulane
16. Joe Balthrop, g (397) ..... Tennessee
17. Dick Graham, wr (424) ..... Oklahoma State

## 1973 Draft

*Held January 30-31, 1973*

1. traded to Baltimore
- 2a. Derland Moore, de (29) ..... Oklahoma
- 2b. Steve Baumgartner, de (51) ..... Purdue  
(choice acquired from Washington through N.Y. Jets)
- 3a. traded to Washington
- 3b. Pete Van Valkenburg, rb (66) ..... Brigham Young  
(choice acquired from N.Y. Jets)
- 4a. traded to Detroit
- 4b. Jim Merlo, lb (86) ..... Stanford  
(choice acquired from Baltimore)

# NFL DRAFT HISTORY

5. traded to Denver
- 6a. traded to Washington
- 6b. Marty Shuford, rb (134) ..... Arizona  
(choice from New England)
7. Billy Cahill, s (158) ..... Washington
- 8a. Bob Peterson, g (185) ..... Utah
- 8b. Doug Winslow, wr (207) ..... Drake  
(choice acquired from Washington)
9. Mike Fink, cb (210) ..... Missouri
10. Jeff Horsley, rb (237) ..... North Carolina Central
11. James Owens, rb (262) ..... Auburn
12. Paul Orndorff, te (289) ..... Tampa
13. Richard Watkins, dt (314) ..... Weber State
14. Paul Fersen, t (341) ..... Georgia
15. Mike Evenson, c (366) ..... North Dakota State
16. Howard Stevens, rb (392) ..... Louisville
17. Bobby Garner, te (418) ..... Winston-Salem State

## 1974 Draft

*Held January 29-30, 1974*

1. Rick Middleton, lb (13) ..... Ohio State  
(swapped #1 choices from Detroit)
2. Paul Seal, te (36) ..... Michigan
3. traded to Cincinnati
- 4a. traded to Minnesota
- 4b. Rod McNeil, rb (88) ..... Southern California  
(choice acquired from San Francisco)
- 5a. Joel Parker, wr (113) ..... Florida  
(choice acquired from San Francisco)
- 5b. traded to Cincinnati
- 5c. Terry Schmidt, cb (121) ..... Ball State  
(choice acquired from Atlanta)
6. traded to Detroit
7. traded to Miami
- 8a. traded to N.Y. Jets
- 8b. Alvin Maxson, rb (201) ..... Southern Methodist  
(choice acquired from Oakland)
9. Phil LaPorta, t (217) ..... Penn State
- 10a. Frosty Anderson, wr (235) ..... Nebraska  
(choice acquired from Houston)
- 10b. Tommy Thibodeaux, g (242) ..... Tulane
11. Kent Merritt, wr (270) ..... Virginia
12. James Buckmon, de (295) ..... Pittsburgh
13. Mike Truax, lb (320) ..... Tulane
14. Kent Marshall, s (348) ..... Texas Christian
15. Larry Cipa, qb (373) ..... Michigan
16. Don Coleman, lb (398) ..... Michigan
17. Marvin Williams, wr (426) ..... Western Illinois

## 1975 Draft

*Held January 28-29, 1975*

- 1a. Larry Burton, wr (7) ..... Purdue
- 1b. Kurt Schumacher, g (12) ..... Ohio State  
(choice acquired from N.Y. Jets for Billy Newsome)
2. Lee Gross, c (32) ..... Auburn
- 3a. Andrew Jones, rb (60) ..... Washington State
- 3b. Elois Grooms, de (63) ..... Tennessee Tech  
(choice acquired from Detroit through Minnesota)
- 4a. traded to San Francisco
- 4b. John Starkebaum, s (92) ..... Nebraska  
(choice acquired from Philadelphia)
- 4c. Charles Hall, de (99) ..... Tulane  
(choice acquired from St. Louis)
- 5a. traded to Chicago
- 6a. traded to Detroit
- 6b. Mike Lemon, lb (149) ..... Kansas  
(choice acquired from Buffalo)
7. Steve Rogers, rb (163) ..... Louisiana State
8. traded to St. Louis
9. Mike Strachan, rb (216) ..... Iowa State
10. Chuck Heater, rb (241) ..... Michigan
11. Danny Lee, p (266) ..... NE Louisiana
12. Ron Gustafson, wr (294) ..... North Dakota State

13. Jim Upchurch, rb (319) ..... Arizona
14. Randy Rhino, cb (343) ..... Georgia Tech
15. Grant Burget, rb (372) ..... Oklahoma
16. Mike McDonald, lb (397) ..... Catawba
17. Greg Westbrook, lb (422) ..... Colorado

## 1976 Draft

*Held April 8-9, 1976*

1. Chuck Muncie, rb (3) ..... California
2. Tony Galbreath, rb (32) ..... Missouri
- 3a. traded to San Francisco
- 3b. Bob Simmons, t (77) ..... Texas  
(choice acquired from Washington through San Diego)
4. Tinker Owens, wr (95) ..... Oklahoma
5. Scott Parrish, t (127) ..... Utah State
6. Terry Steve, g (160) ..... Wisconsin
- 7a. traded to Miami
- 7b. Ed Bauer, g (201) ..... Notre Dame  
(choice acquired from Baltimore through Chicago & Oakland)
8. Craig Cassidy, s (213) ..... Ohio State
9. Warren Peiffer, dt (240) ..... Iowa
10. Junior Hardin, lb (269) ..... Eastern Kentucky
11. Greg Kokal, qb (294) ..... Kent State
12. Milton Butts, t (323) ..... North Carolina State
13. Kenny Downing, s (350) ..... Missouri
14. Rich Huckle, de (379) ..... Western Montana
15. Steve Seminoff, dt (406) ..... Wichita State
16. Gene Jones, t (435) ..... Bowling Green
17. Scott MacDonald, te (462) ..... West Virginia

## 1977 Draft

*Held May 3-4, 1977*

1. Joe Campbell, de (7) ..... Maryland
2. Mike Fultz, dt (34) ..... Nebraska
3. Robert Watts, lb (64) ..... Boston College
4. traded to L.A. Rams for LB Ken Borelson
- 5a. Dave Lafary, t (118) ..... Purdue
- 5b. Dave Hubbard, t (136) ..... Brigham Young  
(choice acquired from Baltimore)
- 6a. Cliff Parsley, p (147) ..... Oklahoma State
- 6b. Tom Schick, g (162) ..... Maryland  
(choice acquired from L.A. Rams)
7. Greg Boykin, rb (174) ..... Northwestern
8. Jimmy Stewart, s (201) ..... Tulsa
9. Dave Knowles, t (231) ..... Indiana
10. Rafael Septien, k (258) ..... SW Louisiana
11. John Blain, t (285) ..... San Jose State
12. Oakley Dalton, dt (315) ..... Jackson State

## 1978 Draft

*Held May 2-3, 1978*

1. Wes Chandler, wr (3) ..... Florida
2. James Taylor, t (33) ..... Missouri
3. Barry Bennett, dt (60) ..... Concordia (Minn.)
4. Don Schwartz, s (87) ..... Washington State
5. Eric Felton, cb (115) ..... Texas Tech
- 6a. Mike Rieker, qb (141) ..... Lehigh
- 6b. Francis Chesley, lb (157) ..... Wyoming  
(choice acquired from Washington through Houston)
7. traded to N.Y. Jets for de Richard Neal
8. Brooks Williams, te (199) ..... North Carolina
9. Richard Carter, cb (226) ..... North Carolina State
10. traded to N.Y. Giants for lb Pat Hughes
- 11a. Nathan Besaint, dt (283) ..... Southern
- 11b. David Riley, rb (285) ..... West Virginia  
(choice acquired from Seattle)
12. Larry Hardy, te (309) ..... Jackson State

## 1979 Draft

*Held May 3-4, 1979*

1. Russell Exlebeen, k-p (11) ..... Texas
2. Reggie Mathis, lb (38) ..... Oklahoma
3. traded to Miami as compensation for signing de Don Reese
4. Jim Kovach, lb (93) ..... Kentucky
5. Harlan Huckleby, rb (120) ..... Michigan
6. Ricky Ray, cb (146) ..... Norfolk State
7. Stan Sytsma, lb (176) ..... Minnesota
8. Doug Panfil, g (202) ..... Tulsa
9. traded to Kansas City for dt Keith Simons
10. traded to Oakland for lb Floyd Rice
11. David Hall, wr (285) ..... Missouri-Rolla
12. Kelsey Finch, rb (311) ..... Tennessee

## 1980 Draft

*Held April 29-30, 1980*

1. Stan Brock, t (12) ..... Colorado
2. David Waymer, cb (41) ..... Notre Dame
3. traded to Minnesota for T Steve Riley
4. Mike Jolly, cb (96) ..... Michigan
5. traded to Minnesota for T Steve Riley
6. Lester Boyd, lb (150) ..... Kentucky
7. Mike Morucci, rb (177) ..... Bloomsburg State
8. Chuck Evans, lb (206) ..... Stanford
9. Frank Mordica, rb (233) ..... Vanderbilt
10. Tanya Webb, de (262) ..... Michigan State
11. George Woodard, rb (289) ..... Texas A&M
12. Kiser Lewis, lb (318) ..... Florida A&M



**T Stan Brock**

## 1981 Draft

*Held April 28-29, 1981*

1. George Rogers, rb (1) ..... South Carolina
1. Dave Wilson, qb ..... Illinois (Supplemental '81 draft choice)
- 2a. Russell Gary, s (29) ..... Nebraska
- 2b. Rickey Jackson, lb (51) ..... Pittsburgh (choice acquired from San Diego)
- 3a. Frank Warren, de (57) ..... Auburn
- 3b. Hoby Brenner, te (71) ..... Southern California (choice acquired from Minnesota)
4. traded to Miami for qb Guy Benjamin
- 5a. Louis Oubre, g (112) ..... Oklahoma
- 5b. Jerry Boyarsky, nt (128) ..... Pittsburgh (choice acquired from Minnesota)
- 6a. Nat Hudson, g (139) ..... Georgia
- 6b. Johnnie Poe, cb (144) ..... Missouri (choice acquired from Tampa Bay)
- 6c. Glen Redd, lb (166) ..... Brigham Young (choice acquired from Oakland)
7. Kevin Williams, wr (167) ..... Southern California

- 8a. traded to New England for g Sam Adams
- 8b. Gene Gladys, lb (214) ..... Penn State (choice acquired from Buffalo)
- 8c. Kevin Evans, s (215) ..... Arkansas (choice acquired from San Diego)
9. Toussaint Tyler, rb (222) ..... Washington
10. Hokie Gajan, rb (249) ..... Louisiana State
11. Lester Mickens, wr (277) ..... Kansas
12. Jim Wilks, dt (305) ..... San Diego State

## 1982 Draft

*Held April 27-28, 1982*

- 1a. choice exercised in 1981 supplemental draft for qb Dave Wilson
- 1b. Lindsay Scott, wr (13) ..... Georgia (choice acquired from Green Bay through San Diego)
2. Brad Edelman, c (30) ..... Missouri
- 3a. Rodney Lewis, cb (58) ..... Nebraska
- 3b. Eugene Goodlow, wr (66) ..... Kansas State (choice acquired from Minnesota)
- 3c. Kenny Duckett, wr (68) ..... Wake Forest (choice acquired from Washington)
- 3d. John Krimm, s (76) ..... Notre Dame (choice acquired from San Diego)
4. Morten Andersen, k (86) ..... Michigan State
5. Tony Elliott, nt (114) ..... North Texas State
6. Marvin Lewis, rb (142) ..... Tulane
7. traded to Miami for qb Guy Benjamin
- 8a. Chuck Slaughter, t (198) ..... South Carolina
- 8b. traded to Washington
9. traded to Washington
10. traded to Washington
11. traded to Washington
12. traded to Washington

## 1983 Draft

*Held April 26-27, 1983*

1. traded to Green Bay for de Bruce Clark
2. Steve Korte, g (38) ..... Arkansas
- 3a. John Tice, te (85) ..... Maryland
- 3b. Cliff Austin, rb (66) ..... Clemson (choice acquired from Buffalo through St. Louis)
4. Gary Lewis, dt (98) ..... Oklahoma State
5. traded to Denver
6. traded to Cincinnati for te Don Bass
7. traded to Kansas City for lb Whitney Paul
8. David Greenwood, s (206) ..... Wisconsin
9. traded to New England
10. traded to New England
11. traded to New England
12. traded to New England

## 1984 Draft

*Held May 1-2, 1984*

1. traded to N.Y. Jets for qb Richard Todd
2. James Geathers, dt (42) ..... Wichita State
- 3a. Terry Hoage, s (68) ..... Georgia (choice acquired from Buffalo)
- 3b. Tyrone Anthony, rb (69) ..... North Carolina
- 4a. traded to Denver for g Kelvin Clark
- 4b. Joel Hilgenberg, c (97) ..... Iowa (choice acquired from New England)
5. Jitter Fields, cb (123) ..... Texas
6. Don Thorp, nt (156) ..... Illinois
7. traded to L.A. Raiders for past consideration
8. Clemon Terrell, rb (210) ..... Southern Mississippi
9. Brian Hansen, p (237) ..... Sioux Falls College
10. Paul David Gray, lb (264) ..... Western Kentucky
11. Michel Bourgeois, de (291) ..... Boise State
12. Byron Nelson, t (324) ..... Arizona

# NFL DRAFT HISTORY

## 1984 USFL Supplemental Draft

*Held June 5, 1984*

A supplemental draft was held for those players who had been eligible to be drafted by NFL teams, but who hadn't been drafted due to contracts with other professional leagues (USFL or CFL). The draft gave NFL teams the league rights to the players if they ever became free agents (through May 1, 1988).

1. Vaughan Johnson, lb (15) ..... North Carolina State (Jacksonville Bulls)
2. Mel Gray, rb (42) ..... Purdue (Los Angeles Express)
3. Steve Bearden, lb (69) ..... Vanderbilt (Memphis Showboats)

## 1985 Draft

*Held April 30-May 1, 1985*

- 1a. traded to Houston for RB Earl Campbell
- 1b. Alvin Toles, lb (24) ..... Tennessee (choice acquired from Washington)
2. Daren Gilbert, t (38) ..... Cal State-Fullerton
3. Jack Del Rio, lb (68) ..... Southern California
4. Billy Allen, s (95) ..... Florida State
5. traded to Washington
6. traded to Atlanta for TE Junior Miller
7. Eric Martin, wr (179) ..... Louisiana State
8. Joe Kohlbrand, lb (206) ..... Miami (Fla.)
9. Earl Johnson, cb (236) ..... South Carolina
10. traded to Washington
11. traded to Washington
12. Treg Songy, s (320) ..... Tulane

## 1986 Draft

*Held April 29-30, 1986*

- 1a. traded to Indianapolis
- 1b. Jim Dombrowski, t (6) ..... Virginia (choice acquired from Indianapolis) (swapped 1st-round picks with Indianapolis)
2. Dalton Hilliard, rb (31) ..... Louisiana State
- 3a. Rueben Mayes, rb (57) ..... Washington State (choice acquired from Tampa Bay)
- 3b. Pat Swilling, lb (60) ..... Georgia Tech (choice acquired from Indianapolis)
- 3c. Barry Word, rb (62) ..... Virginia
4. Kelvin Edwards, wr (88) ..... Liberty Baptist
5. Reggie Sutton, cb (115) ..... Miami (Fla.)
6. Robert Thompson, wr (142) ..... Youngstown State
7. Gill Fenerty, rb (173) ..... Holy Cross
8. Filipo Mokofisi, lb (200) ..... Utah
9. Merlon Jones, lb (226) ..... Florida A&M
10. Jonathan Dumbauld, de (253) ..... Kentucky
11. Patrick Swoopes, nt (284) ..... Mississippi State
12. Sebastian Brown, wr (311) ..... Bethune-Cookman

## 1987 Draft

*Held April 28-29, 1987*

1. Shawn Knight, de (11) ..... Brigham Young
2. Lonzell Hill, wr (40) ..... Washington
3. Michael Adams, cb (67) ..... Arkansas State
4. Steve Trapilo, g (96) ..... Boston College
5. Milton Mack, cb (123) ..... Alcorn State
6. Thomas Henley, wr (152) ..... Stanford
7. Gene Atkins, s (179) ..... Florida A&M
8. Toi Cook, cb (207) ..... Stanford
9. Scott Leach, lb (234) ..... Ohio State
10. Robert Clark, wr (263) ..... North Carolina Central
11. Arthur Wells, te (290) ..... Grambling State
12. Tyrone Sorrells, g (319) ..... Georgia Tech

## 1988 Draft

*Held April 24-25, 1988*

1. Craig Heyward, fb (24) ..... Pittsburgh
2. Brett Perriman, wr (52) ..... Miami (Fla.)
- 3a. traded to Denver
- 3b. Tony Stephens, nt (81) ..... Clemson (choice acquired from Denver)
4. Lydell Carr, fb (106) ..... Oklahoma
- 5a. Greg Scales, te (112) ..... Wake Forest (from Kansas City for LB Jack Del Rio)
- 5b. Keith Taylor, cb (134) ..... Illinois
6. Bob Sims, g (162) ..... Florida
7. Brian Forde, lb (190) ..... Washington State
8. Glenn Derby, t (218) ..... Wisconsin
9. Clarence Nunn, cb (246) ..... San Diego State
- 10a. Todd Santos, qb (274) ..... San Diego State
- 10b. Vincent Fizer, lb (276) ..... Southern (choice acquired from Denver)
11. Gary Couch, wr (302) ..... Minnesota
12. Paul Jurgensen, lb (330) ..... Georgia Tech

## 1989 Draft

*Held April 23-24, 1989*

1. Wayne Martin, de (19) ..... Arkansas
2. Robert Massey, cb (46) ..... North Carolina Central
3. Kim Phillips, cb (79) ..... North Texas State
4. Michael Mayes, cb (106) ..... Louisiana State
5. Kevin Haverdink, t (133) ..... Western Michigan
6. Floyd Turner, wr (159) ..... Northwestern State (La.)
7. David Griggs, lb (186) ..... Virginia
8. Fred Hadley, wr (213) ..... Mississippi State
9. Jerry Leggett, lb (246) ..... Cal State-Fullerton
10. Joe Henderson, rb (273) ..... Iowa State
11. Calvin Nicholson, cb (300) ..... Oregon State
12. Michael Cadore, wr (327) ..... Eastern Kentucky

## 1990 Draft

*Held April 22-23, 1990*

1. Renaldo Turnbull, de (14) ..... West Virginia
2. Vince Buck, cb (44) ..... Central State (Ohio)
3. Joel Smeenge, de (71) ..... Western Michigan
4. DeMond Winston, lb (98) ..... Vanderbilt
5. Charles Arbuckle, te (125) ..... UCLA
- 6a. Mike Buck, qb (156) ..... Maine
- 6b. James Williams, lb (158) ..... Mississippi State (choice acquired from Minnesota through Dallas and L.A. Raiders)
7. Scott Hough, g/t (183) ..... Maine
- 8a. Gerry Gdowski, qb (207) ..... Nebraska (choice acquired from L.A. Raiders)
- 8b. Derrick Carr, de (210) ..... Bowling Green
- 9a. Broderick Graves, rb (233) ..... Winston-Salem State (choice acquired from L.A. Raiders)
- 9b. Lonnie Brockman, lb (236) ..... West Virginia
- 10a. Gary Cooper, wr (260) ..... Clemson (choice acquired from L.A. Raiders)
- 10b. Ernest Spears, s (267) ..... Southern California
- 11a. Webbie Burnett, nt (287) ..... Western Kentucky (choice acquired from L.A. Raiders)
- 11b. traded to Philadelphia for RB Bobby Morse
12. Chris Port, t (320) ..... Duke

## 1991 Draft

*Held April 21-22, 1991*

1. traded to Dallas for QB Steve Walsh
2. Wesley Carroll, wr (42) ..... Miami (Fla.)
3. traded to Dallas for QB Steve Walsh
4. traded to L.A. Raiders for #6, 8, 9, 10, 11 in 1990
5. Reggie Jones, cb (126) ..... Memphis State
6. Fred McAfee, rb (154) ..... Mississippi College

7. Hayward Haynes, g (182) ..... Florida State
8. Frank Wainright, te (210) ..... Northern Colorado
9. Anthony Wallace, rb (237) ..... California
10. traded to Tampa Bay for DT Robert Goff
11. Scott Ross, lb (293) ..... Southern California
12. Mark Drabeczek, g (321) ..... Minnesota

## 1992 Draft

*Held April 26-27, 1992*

1. Vaughn Dunbar, rb (21) ..... Indiana
2. traded to Dallas for QB Steve Walsh
- 3a. Tyrone Legette, cb (72) ..... Nebraska  
(choice acquired from L.A. Raiders through Tampa Bay)
- 3b. traded to Tampa Bay
- 4a. Gene McGuire, c (95) ..... Notre Dame  
(choice acquired from Seattle for RB Rueben Mayes)
- 4b. Sean Lumpkin, s (106) ..... Minnesota
- 5a. traded to Houston for RB Allen Pinkett
- 5b. Torrance Small, wr (138) ..... Alcorn State  
(choice acquired from Detroit for WR Brett Perriman)
6. Kary Vincent, cb (164) ..... Texas A&M
7. traded to L.A. Raiders for S Vencie Glenn
8. Robert Stewart, nt (218) ..... Alabama
9. Donald Jones, lb (245) ..... Washington
10. Marcus Dowdell, wr (276) ..... Tennessee State
11. Mike Gisler, g (303) ..... Houston
12. Scott Adell, t (330) ..... North Carolina State

## 1993 Draft

*Held April 25-26, 1993*

- 1a. William Roaf, t (8) ..... Louisiana Tech  
(choice acquired from Detroit for LB Pat Swilling)
- 1b. Irv Smith, te (20) ..... Notre Dame  
(choice acquired from Phoenix through San Francisco in exchange of first-round picks)
2. Reggie Freeman, lb (53) ..... Florida State
3. traded to San Francisco as part of exchange of first-round picks
- 4a. Lorenzo Neal, fb (89) ..... Fresno State  
(choice acquired from Detroit for LB Pat Swilling)
- 4b. Derek Brown, rb (109) ..... Nebraska
5. Tyrone Hughes, cb (137) ..... Nebraska
6. Ronnie Dixon, nt (165) ..... Cincinnati
7. Othello Henderson, s (193) ..... UCLA
8. Jon Kirksey, nt (221) ..... Cal State- Sacramento



**T William Roaf**

## 1994 Draft

*Held April 24-25, 1994*

- 1a. traded to N.Y. Jets (12)  
(swapped 1st-round picks with N.Y. Jets)
- 1b. Joe Johnson, de (13) ..... Louisville  
(choice acquired from N.Y. Jets)
2. Mario Bates, rb (44) ..... Arizona State
3. Winfred Tubbs, lb (79) ..... Texas

4. Doug Nussmeier, qb (116) ..... Idaho
- 5a. Herman Carroll, de (142) ..... Mississippi State
- 5b. Craig Novitsky, g (143) ..... UCLA  
(choice acquired from N.Y. Jets in above trade)
6. Derrell Mitchell, wr (176) ..... Texas Tech
7. Lance Lundberg, t (213) ..... Nebraska

## 1995 Draft

*Held April 22-23, 1995*

1. Mark Fields, lb (13) ..... Washington St.
2. Ray Zellars, fb (44) ..... Notre Dame
3. Mike Versteegen, t (75) ..... Wisconsin
4. Dameian Jeffries, de (108) ..... Alabama
5. William Strong, cb (148) ..... North Carolina St.
6. Lee DeRamus, wr (184) ..... Wisconsin
- 7a. traded to Rams for QB Jim Everett
- 7b. Travis Davis, s (242) ..... Notre Dame  
(Compensatory)

## 1996 Draft

*Held April 20-21, 1996*

1. Alex Molden, cb (11) ..... Oregon
2. Je'Rod Cherry, cb (40) ..... California
3. Brady Smith, de (70) ..... Colorado St.
4. Ricky Whittle, rb (103) ..... Oregon
- 5a. Mercury Hayes, wr (136) ..... Michigan  
(from Baltimore for CB Reginald Jones)
- 5b. Tom Ackerman, g (145) ..... Eastern Washington
- 5c. Terry Guess, wr (165) ..... Gardner-Webb  
(Compensatory)
- 6a. Keno Hills, t (179) ..... Southwestern Louisiana
- 6b. Toderick Malone, wr (204) ..... Alabama  
(Compensatory)
- 7a. traded to Oakland for DT Willie Broughton
- 7b. Henry Lusk, te (246) ..... Utah  
(Compensatory)

## 1997 Draft

*Held April 19-20, 1997*

- 1a. traded to Oakland for #10, #39, #107, WR Daryl Hobbs (2)
- 1b. Chris Naeole, g (10) ..... Colorado  
(choice acquired from Oakland for #2, #166)
- 2a. Rob Kelly, s (33) ..... Ohio St.
- 2b. Jared Tomich, de (39) ..... Nebraska  
(choice acquired from Oakland for #2, #166)
3. Troy Davis, rb (62) ..... Iowa St.
- 4a. Danny Wuerffel, qb (99) ..... Florida State
- 4b. traded to Houston for #116, #165 (from Oakland for #2, #166)
- 4c. Keith Poole, wr (116) ..... Arizona St.  
(choice acquired from Kansas City through Houston)
5. traded to Washington for QB Heath Shuler (132)
- 6a. Nicky Savoie, te (165) ..... Louisiana State  
(from Atlanta through Houston)
- 6b. Traded to Oakland for #10, #39, #107, WR Daryl Hobbs (166)
7. Traded to Oakland for DT Austin Robbins (203)

## 1998 Draft

*Held April 18-19, 1998*

1. Kyle Turley, t (7) ..... San Diego St.
2. Cameron Cleeland, te (40) ..... Washington
3. traded to Washington for QB Heath Shuler (69)
- 4a. Fred Weary, cb (97) ..... Florida  
(choice acquired from Oakland for CB Eric Allen)
- 4b. Julian Pittman, de (99) ..... Florida St.
5. Wilmont Perry, rb (132) ..... Livingstone

# NFL DRAFT HISTORY

6. Chris Bordano, lb (161) ..... SMU
- 7a. traded to Carolina for S Chad Cota (196)
- 7b. Andy McCullough, wr (204) ..... Tennessee  
(choice acquired from Seattle for WR Daryl Hobbs)
- 7c. Ron Warner, lb (239) ..... Kansas  
(Compensatory)
4. Keyuo Craver, cb (125) ..... Nebraska  
(choice acquired from Miami)
5. Mel Mitchell, s (150) ..... Western Kentucky
- 6a. J.T. O'Sullivan, qb (186) ..... Cal-Davis
- 6b. John Gilmore, te (196) ..... Penn State  
(choice acquired from N.Y. Jets for RB Chad Morton)
7. Derrius Monroe, de (224) ..... Virginia Tech

## 1999 Draft

*Held April 17-18, 1999*

- 1a. Ricky Williams, rb (5) ..... Texas  
(choice acquired from Washington for 1st (12), 3rd (71), 4th (107), 5th (144), 6th (179) & 7th (218) round draft choices and 1st & 3rd in 2000 NFL Draft)
- 1b. traded to Washington Redskins (12)
2. traded to St. Louis Rams for WR Eddie Kennison (41)
3. traded to Washington Redskins (71)
4. traded to Washington Redskins (107)
5. traded to Washington Redskins (144)
6. traded to Washington Redskins (179)
7. traded to Washington Redskins (218)

## 2000 Draft

*Held April 15-16, 2000*

1. Traded to Washington for #5 in 1999 (2)
2. Darren Howard, de (33) ..... Kansas State
3. Traded to Washington for #5 in 1999 (64)
4. Terrelle Smith, fb (96) ..... Arizona State
- 5a. Tutan Reyes, t (131) ..... Mississippi
- 5b. From Chicago for WR Eddie Kennison to Indianapolis for #158 & #195
- 5c. Austin Wheatley, te (158) ..... Iowa  
(choice acquired from Indianapolis with #195 for #138)
- 5d. Chad Morton, rb (166) ..... Southern California  
(Compensatory)
- 6a. Marc Bulger, qb (168) ..... West Virginia
- 6b. Michael Hawthorne, cb (195) ..... Purdue  
(choice acquired from Indianapolis with #158 for #138)
- 6c. Sherrod Gideon, wr (200) ..... Southern Mississippi  
(Compensatory)
- 7a. traded to Kansas City in exchange for defensive coordinator Ron Zook (208)
- 7b. Kevin Houser, fb (228) ..... Ohio State  
(choice acquired from Kansas City along with defensive coordinator Ron Zook for #208)

## 2001 Draft

*Held April 21-22, 2001*

1. Deuce McAllister, rb (23) ..... Mississippi
2. traded to Dallas for #70 & #81
3. traded to Green Bay for qb Aaron Brooks and te Lamont Hall
- 3a. Sedrick Hodge, lb (70) ..... North Carolina  
(choice acquired from Dallas)
- 3b. Kenny Smith, dt (81) ..... Alabama  
(choice acquired from Indianapolis through Dallas)
4. Moran Norris, fb (115) ..... Kansas
5. Onome Ojo, wr (153) ..... Cal-Davis
6. Mitch White, t (185) ..... Oregon State
7. Ennis Davis, dt (221) ..... Southern California

## 2002 Draft

*Held April 20-21, 2002*

- 1a. Donté Stallworth, wr (13) ..... Tennessee
- 1b. Charles Grant, de (25) ..... Georgia  
(choice acquired from Miami with #125 for RB Ricky Williams & #114)
2. LeCharles Bentley, c (44) ..... Ohio State
3. James Allen, lb (82) ..... Oregon State

## 2003 Draft

*Held April 26-27, 2003*

1. Johnathan Sullivan, dt (6) ..... Georgia  
(choice acquired from Arizona for the Saints' two 1st round picks (#17 and #18). As part of the trade, the two clubs swapped second-round picks and the Saints received Arizona's fourth-round selection.)
2. Jon Stinchcomb, t (37) ..... Georgia  
(choice acquired from Arizona in exchange of second-round picks; Arizona received #54)
- 3a. (# 78, from Kansas City for T William Roaf)  
choice traded to New England for S Tebucky Jones, along with a seventh-round choice (239) and a fourth-round pick in 2004.
- 3b. Cie Grant, lb (86) ..... Ohio State
- 4a. Montrae Holland, g (102)  
(choice acquired from Arizona as part of trade of first-round picks)
- 4b. (#118), choice traded to Cincinnati for RB Curtis Keaton
5. Melvin Williams, de (155) ..... Kansas State
- 6a. (#190), choice traded to Minnesota for QB Todd Bouman
- 6b. Kareem Kelly, wr (203) ..... Southern California  
(choice acquired from Seattle Seahawks, through Green Bay, for DT Norman Hand)
- 7a. Talman Gardner, wr (231) ..... Florida State
- 7b. (#239, from Indianapolis for RB Ricky Williams),  
choice traded to New England for S Tebucky Jones.

## 2004 Draft

*Held April 24-25, 2004*

1. Will Smith, de (18) ..... Ohio State
- 2a. (#48), choice traded to Minnesota in exchange for the Vikings' second-round pick (#50) and fifth-round pick (#151)
- 2b. Devery Henderson (50) ..... Louisiana State  
(choice acquired from Minnesota as part of swap of 2nd round picks)
- 2c. Courtney Watson (60) ..... Notre Dame  
(choice acquired from St. Louis for T Kyle Turley)
3. (#81), choice traded to Washington. The two clubs swapped 2004 fifth-round picks (the Saints' #151 for Washington's #139) and New Orleans received the Redskins' second-round pick in 2005.
4. (#113), choice traded to New England for S Tebucky Jones
- 5a. Rodney Leiste, dt (139) ..... UCLA  
(choice acquired from Washington. The two clubs swapped 2004 fifth-round picks (the Saints' #151 for Washington's #139) and New Orleans received the Redskins' second-round pick in 2005.)
- 5b. (#150), choice traded to Jacksonville for CB Jason Craft
- 5c. (#151) choice traded to Washington. The two clubs swapped 2004 fifth-round picks (the Saints' #151 for Washington's #139) and New Orleans received the Redskins' second-round pick in 2005.
- 5d. Mike Karney (156) ..... Arizona State  
(choice acquired from Dallas. The Saints sent their sixth- (#182) and seventh-round (#206) choices to the Cowboys for the fifth-round pick.)
6. (#182), choice traded to Dallas for fifth-round pick (#156)
- 7a. (#206), choice traded to Dallas Cowboys for fifth-round pick (#156). Pick originally acquired from

- Washington in 2003 trade of DT Martin Chase.  
 7b. (#206), choice traded to Miami in 2003 trade for LB Derrick Rodgers.  
 7c. Colby Bockwoldt (240) ..... Brigham Young



DE Will Smith

## 2005 Draft

*Held April 23-24, 2005*

1. Jammal Brown, t (13) ..... Oklahoma (choice acquired from Houston. The Saints sent their first-round pick (18th overall) to Houston in exchange for the Texans' first-round choice (13th overall) and a third-round pick in 2006.
- 2a. Josh Bullocks, s (40) ..... Nebraska (choice acquired from Washington in 2004 draft day trade. New Orleans sent its third-round pick in 2004 to the Redskins for this second-round choice. The two clubs also swapped 2004 fifth-round choices in the trade.)
- 2b. (#51) (choice traded to Green Bay along with QB J.T. O'Sullivan in 10/4/04 trade for CB Mike McKenzie)
3. Alfred Fincher, lb (82) ..... Connecticut
4. Chase Lyman, wr (118) ..... California
5. Adrian McPherson, qb (152) ..... Florida State
6. Jason Jefferson, dt (193) ..... Wisconsin
7. Jimmy Verdon, de (232) ..... Arizona State

## 2006 Draft

*Held April 29-30, 2006*

1. Reggie Bush, rb (2) ..... Southern California
- 2a. (#34), choice traded to Cleveland for C Jeff Faine and the Browns' second-round pick (#43)
- 2b. Roman Harper, s (43) ..... Alabama
3. (#66) (choice traded to Houston in 4/23/05 trade with Texans to move up from 18th to 13th overall and select T Jammal Brown)
- 4a. (#99) (choice traded to Philadelphia for Eagles' fourth-round pick (#108) and DT Hollis Thomas)
- 4b. Jahri Evans, g (108) ..... Bloomsburg
5. Rob Ninkovich, de (135) ..... Purdue
- 6a. Mike Hass, wr (171) ..... Oregon State
- 6b. Josh Lay, cb (174) ..... Pittsburgh (choice acquired from Green Bay in 2005 trade for CB Mike McKenzie)
- 7a. Zach Strief, t (210) ..... Northwestern
- 7b. Marques Colston, wr (252) ..... Hofstra (Compensatory Selection)

## 2007 Draft

*Held April 28-29, 2007*

1. Robert Meachem, wr (27) ..... Tennessee
- 2a. (#58), Choice traded to Detroit for third-round pick (#66) and fifth-round pick (145th)

- 3a. Usama Young, cb (66) ..... Kent State
- 3b. Andy Alleman, g (88) ..... Akron
- 4a. Antonio Pittman, rb (107), choice from Houston ..... Ohio State
4. (#123) Traded to Houston with fifth-round pick (#163) for fourth-round pick (#107)
- 4b. Jermon Bushrod, t (125) ..... Towson
4. (#126) To Indianapolis as compensation for signing Restricted Free Agent cb Jason David
5. David Jones, cb (145) ..... Wingate
5. (#163) Traded to Houston with fourth-round pick (#123) for fourth-round pick (#107)
6. (#199) Traded to the Miami Dolphins for k Olindo Mare
7. Marvin Mitchell, lb (220) ..... Tennessee

## 2008 Draft

*Held April 26-27, 2008*

1. Sedrick Ellis, dt (7) ..... Southern California (choice from New England)
2. Tracy Porter, cb (40) ..... Indiana
3. (#78) Traded to New England along with first-round pick (#10) for first-round pick (#7) and fifth-round pick (#164)
4. (#113) Traded to N.Y. Jets for lb Jonathan Vilma
- 5a. DeMario Pressley, dt (144) ..... North Carolina State (choice from Detroit)
5. (#146) Traded to Detroit along with seventh-round pick (#218) for fifth-round pick (#144)
- 5b. Carl Nicks, t/g (164) ..... Nebraska (choice from New England)
6. Taylor Mehlhaff, k (178) ..... Wisconsin
7. Adrian Arrington, wr (237) ..... Michigan (choice acquired from Green Bay in exchange for sixth-round pick in 2009 draft)

## 2009 Draft

*Held April 25-26, 2009*

1. Malcolm Jenkins, cb (14) ..... Ohio State
2. (#45) Traded to N.Y. Giants along with fifth-round pick (#152) in exchange for te Jeremy Shockey
3. (#76) Traded to N.Y. Jets along with 2008 fourth-round pick in exchange for lb Jonathan Vilma and 2009 fourth-round pick (#118)
- 4a. Chip Vaughn, s (116) ..... Wake Forest
- 4b. Stanley Arnoux, lb (118) ..... Wake Forest (choice from N.Y. Jets)
5. (#151) Traded to N.Y. Giants
5. Thomas Morstead, p (164) ..... Southern Methodist (choice from Philadelphia)
6. (#184) Traded to Green Bay in exchange for 2008 seventh-round pick
7. (#222) Traded to Philadelphia along with fifth-round pick in 2010 draft in exchange for fifth-round pick (#164)

## 2010 Draft

*Held April 22-24, 2010*

1. Patrick Robinson, cb (32) ..... Florida State
2. Charles Brown, t (64) ..... Southern California
3. Jimmy Graham, te (95) ..... Miami (Fla.)
4. Al Woods, dt (123) ..... Louisiana State (choice from Arizona)
5. Matt Tennant, c (158) ..... Boston College (choice from Jacksonville (acquired in exchange for 2011 fourth-round pick)
5. (#163) Traded to Philadelphia
6. (#201) Traded to Arizona with #130 in exchange for #123
7. Sean Canfield, qb (239) ..... Oregon State

# NFL DRAFT HISTORY

## 2011 Draft

*Held April 28-30, 2011*

- 1a. Cameron Jordan, de (24) ..... California
- 1b. Mark Ingram, rb (28) ..... Alabama  
choice from New England
2. (#56) Traded to New England
3. Martez Wilson, lb (72) ..... Illinois  
choice from Washington
- 3b. Johnny Patrick, cb (88) ..... Louisville
4. (#121) Traded to Jacksonville for 2010 fifth round  
pick (#158)
5. (#155) Traded to Washington with t Jammal Brown  
for Redskins' third round pick (#72)
6. (#189) Traded to New England in exchange for te  
David Thomas
- 7a. Greg Rousseau, de (226) ..... Pittsburgh
- 7b. Nate Bussey, lb (243) ..... Illinois



**RB Mark Ingram**

## 2012 Draft

*Held April 26-28, 2012*

1. (#27) Traded to New England
3. Akiem Hicks, dt (89) ..... Regina
4. Nick Toon, wr (122) ..... Wisconsin
5. Corey White, cb (162) ..... Samford
6. Andrew Tiller, g (179) ..... Syracuse  
choice from Miami
7. Marcel Jones, t (234) ..... Nebraska

## 2013 Draft

*Held April 25-27, 2013*

1. Kenny Vaccaro, s (14) ..... Texas
3. Terron Armstead, t (75) ..... Arkansas-Pine Bluff
- 3b. John Jenkins, dt (82) ..... Georgia  
(choice acquired from Miami in exchange for #106  
from N.Y. Jets for RB Chris Ivory and #109)
4. (#109) Traded to Miami
5. Kenny Stills, wr (144) ..... Oklahoma
6. Rufus Johnson, lb (183) ..... Tarleton State
7. (#220) Traded to Seattle in exchange for lb Barrett Ruud

## 2014 Draft

*Held May 8-10, 2014*

1. Brandin Cooks, wr (20) ..... Oregon State  
(choice acquired from Arizona in exchange for #27  
and #91)
2. Stanley Jean-Baptiste, cb (58) ..... Nebraska
3. (#91) Traded to Arizona
4. Khairi Fortt, ilb (126) ..... California
- 5a. Vinnie Sunseri, s (167) ..... Alabama
- 5b. Ronald Powell, olb (169) ..... Florida  
(choice acquired from Philadelphia in exchange for  
RB Darren Sproles)
6. Tavon Rooks, t (202) ..... Kansas State
7. (#243) Traded to San Francisco in exchange for OLB  
Parys Haralson

## 2015 Draft

*Held April 30-May 2, 2015*

- 1a. Andrus Peat, t (13) ..... Stanford
- 1b. Stephone Anthony, lb (31) ..... Clemson  
(choice acquired from Seattle with C Max Unger in  
exchange for TE Jimmy Graham and #130)
2. Hau'oli Kikaha, lb (44) ..... Washington
- 3a. Garrett Grayson, qb (75) ..... Colorado State
- 3b. P.J. Williams, cb (78) ..... Florida State  
(choice acquired from Miami with LB Dannel  
Ellerbe in exchange for WR Kenny Stills)
4. (#130) Traded to Seattle
- 5a. Davis Tull, lb (148) ..... Chattanooga
- 5b. Tyeler Davison, dl (154) ..... Fresno State  
(choice acquired from Kansas City in exchange for G  
Ben Grubbs)
- 5c. Damian Swann, cb (167) ..... Georgia  
(choice acquired from Washington in exchange for  
#187 and New Orleans' 2016 sixth round draft pick)
6. (#187) Traded to Washington
7. Marcus Murphy, rb/rs (230) ..... Missouri

## Draft Summary

In **49** college drafts, the Saints have selected **538** players.

(Player totals include QB Dave Wilson, selected in the 1981 Supplemental Draft; does not include players taken in 1984 USFL Supplemental Draft).

**BY POSITION:** 70 **RB**; 68 **LB**; 67 **WR**; 57 **CB**; 47 **DE**; 44 **G**;  
41 **S**; 41 **T**; 31 **DT**; 28 **TE**; 19 **QB**; 10 **C**; 6 **P**; 5 **FB** and 4 **K**.

**MOST BY COLLEGE:** 17 – Nebraska, USC; 12 – Ohio State; 11 – Notre Dame; 10 – Florida State, Georgia, Oklahoma, Tennessee; 9 – Louisiana State, Michigan, Missouri; 8 – Alabama, Florida, Tulane, Wisconsin; 7 – Mississippi, Oregon State, Pittsburgh, Washington State; 6 – California, Colorado, Kansas, San Diego State, Texas, West Virginia; 5 – Arizona State, Brigham Young, Houston, Kansas State, Miami (Fla.), Minnesota, Mississippi State, North Carolina State, Purdue, Southern, Stanford, Tulsa, Virginia, Wake Forest, Washington; 4 – Alcorn State, Arizona, Arkansas, Arkansas State, Boston College, Clemson, Georgia Tech, Grambling State, Illinois, Iowa State, Kentucky, North Carolina, Northwestern, Oklahoma State, Penn State, South Carolina, Southern Methodist, UCLA.

# SAINTS IN PRIME TIME

**Saints on Monday Night**  
Overall: 18-19 Home: 14-14 Away: 4-5

Date	Opponent	Score	Date	Opponent	Score
9-25-72	vs. Kansas City	17-20 (L)	12-12-05	at Atlanta	17-36 (L)
9-24-73	at Dallas	3-40 (L)	9-25-06	vs. Atlanta	23-3 (W)
11-25-74	vs. Pittsburgh	7-28 (L)	9-24-07	vs. Tennessee	14-31 (L)
12-3-79	vs. Oakland	35-42 (L)	12-10-07	at Atlanta	34-14 (W)
11-24-80	vs. L.A. Rams	7-27 (L)	10-6-08	vs. Minnesota	27-30 (L)
11-21-83	vs. N.Y. Jets	28-31 (L)	11-24-08	vs. Green Bay	51-29 (W)
11-19-84	vs. Pittsburgh	27-24 (W)	11-2-09	vs. Atlanta	35-27 (W)
10-3-88	vs. Dallas	20-17 (W)	11-30-09	vs. New England	38-17 (W)
11-6-89	at San Francisco	13-31 (L)	9-20-10	at San Francisco	25-22 (W)
12-18-89	vs. Philadelphia	30-20 (W)	12-27-10	at Atlanta	17-14 (W)
9-10-90	vs. San Francisco	13-12 (W)	11-28-11	vs. N.Y. Giants	49-24 (W)
12-31-90	vs. L.A. Rams	20-17 (W)	12-26-11	vs. Atlanta	45-16 (W)
12-16-91	vs. L.A. Raiders	27-0 (W)	11-5-12	vs. Philadelphia	28-13 (W)
11-23-92	vs. Washington	20-3 (W)	9-30-13	vs. Miami	38-17 (W)
11-22-93	at San Francisco	7-42 (L)	12-2-13	at Seattle	7-34 (L)
12-20-93	vs. N.Y. Giants	14-24 (L)	11-24-14	vs. Baltimore	27-34 (L)
11-28-94	vs. San Francisco	14-35 (L)	12-15-14	at Chicago	31-15 (W)
12-19-94	vs. Dallas	16-24 (L)			
12-17-01	vs. St. Louis	21-34 (L)			
9-19-05	vs. N.Y. Giants*	10-27 (L)			

\* Played in Giants Stadium, game originally scheduled for Sept. 18

**Saints on Sunday Night**  
Overall: 18-14 Home: 13-9 Away: 5-5

Date	Opponent	Score	Date	Opponent	Score
10-21-84	at Dallas	27-30 OT (L)	12-1-02	vs. Tampa Bay	23-20 (W)
11-27-88	vs. N.Y. Giants	12-13 (L)	9-28-03	vs. Indianapolis	21-55 (L)
11-26-89	vs. L.A. Rams	17-20 OT (L)	12-14-03	vs. N.Y. Giants	45-7 (W)
9-15-91	vs. L.A. Rams	24-7 (W)	10-17-04	vs. Minnesota	31-38 (L)
11-24-91	vs. Atlanta	20-23 OT (L)	11-27-05	at N.Y. Jets	21-19 (W)
9-27-92	vs. San Francisco	10-16 (L)	10-10-06	at Dallas	42-17 (W)
10-11-92	vs. L.A. Rams	13-10 (W)	10-14-07	at Seattle	28-17 (W)
9-5-93	vs. Houston	33-21 (W)	10-31-10	vs. Pittsburgh	20-10 (W)
12-11-94	at Atlanta	20-29 (L)	10-23-11	vs. Indianapolis	62-7 (W)
11-26-95	vs. Carolina	34-26 (W)	12-4-11	vs. Detroit	31-17 (W)
11-3-96	vs. San Francisco	17-24 (L)	10-7-12	vs. San Diego	31-24 (W)
10-5-97	at Chicago	20-17 (W)	10-28-12	at Denver	14-34 (L)
11-22-98	at San Francisco	20-31 (L)	11-10-13	vs. Dallas	49-17 (W)
11-21-99	at Jacksonville	23-41 (L)	12-8-13	vs. Carolina	31-13 (W)
11-4-01	vs. N.Y. Jets	9-16 (L)	9-28-14	at Dallas	17-38 (L)
12-30-01	vs. Washington	10-40 (L)	10-26-14	vs. Green Bay	44-23 (W)

**Saints on Thursday Night**  
Overall: 4-4 Home: 2-0 Away: 2-4

Date	Opponent	Score	Date	Opponent	Score
12-3-92	vs. Atlanta	22-14 (W)	9-8-11	at Green Bay	34-42 (L)
9-14-07	at Indianapolis	10-41 (L)	11-29-12	at Atlanta	13-23 (L)
11-11-08	at Chicago	24-27 OT (L)	11-21-13	at Atlanta	17-13 (W)
9-9-10	vs. Minnesota	14-9 (W)	10-30-14	at Carolina	28-10 (W)

**Saints on Saturday Night**  
Overall: 0-1 Home: 0-1

Date	Opponent	Score
12-9-09	vs. Dallas	17-24 (L)


OWNERSHIP

FOOTBALL

ADMINISTRATION

RECORDS

HISTORY



# EXTRAPOINTS

## Saints Hall of Fame



The Saints Hall of Fame Museum, located at the Mercedes-Benz Superdome, is dedicated to preserving the history of the New Orleans Saints and honoring deserving Saints players, coaches, and administrators. Memorabilia and exhibits showcase the history of the franchise as well as Saints highlight films and interactive exhibits.

### HALL OF FAME INDUCTEES

1988: QB **Archie Manning**, WR **Danny Abramowicz**  
 1989: S **Tommy Myers**, K **Tom Dempsey**  
 1990: QB **Billy Kilmer**  
 1991: NT **Derland Moore**, RB **Tony Galbreath**  
 1992: RB **George Rogers**, G **Jake Kupp**, C **John Hill**  
 1993: LB **Joe Federspiel**  
 1994: GM **Jim Finks**, TE **Henry Childs**  
 1995: DE **Bob Pollard**, DE **Doug Atkins**  
 1996: CB **Dave Whitsell**, DB **Dave Waymer**  
 1997: LB **Rickey Jackson**, T **Stan Brock**  
 1998: RB **Dalton Hilliard**, LB **Sam Mills**  
 1999: QB **Bobby Hebert**, WR **Eric Martin**  
 2000: LB **Vaughan Johnson**, LB **Pat Swilling**  
 2001: TE **Hoby Brenner**, DE **Jim Wilks**  
 2002: Coach **Jim Mora**, DE **Frank Warren**  
 2003: DE **Wayne Martin**, G/T **Jim Dombrowski**  
 2004: Def. Coord. **Steve Sidwell**, RB **Reuben Mayes**  
 2006: C **Joel Hilgenberg**  
 2007: DE **Joe Johnson**  
 2008: T **William Roaf**  
 2009: K **Morten Andersen**  
 2010: WR **Joe Horn**  
 2011: S **Sammy Knight**  
 2012: Owner **Tom Benson**, RB **Deuce McAllister**  
 2013: DT **La'Roi Glover**  
 2014: QB **Aaron Brooks**, K **John Carney**  
 2015: CB/RS **Tyrone Hughes**, WR/RS **Michael Lewis**

### JOE GEMELLI "FLEUR-DE-LIS" AWARD

(Awarded yearly to a person who has contributed to the betterment of the Saints organization)

1989: **Al Hirt**  
 1990: **Joe Gemelli**  
 1991: **Dave Dixon**  
 1992: **Charlie Kertz**  
 1993: **Wayne Mack**  
 1994: **Erby Aucoin**  
 1995: **Aaron Broussard**  
 1996: **Marie Knutson**  
 1997: **Angela Hill**  
 1998: **Joe Impastato**  
 1999: **Frank Wilson**  
 2000: **Bob Remy**  
 2001: **Peter (Champ) Clark**  
 2002: **Dean Kleinschmidt**  
 2003: **Jim Fast**  
 2004: **Bob Roesler**  
 2006: **Buddy Diliberto**  
 2007: **Saints Fans**  
 2008: **Barra Bircher**  
 2009: **Jerry Romig**  
 2010: **Dan Simmons**, **Glennon Powell**  
 2011: **Bruce Miller**  
 2012: **Jim Henderson**  
 2013: **Peter Finney**  
 2014: **Al Nastasi**, **Tony Piazza**  
 2015: **Doug Thornton**



## EXTRA POINTS

### SAINTS IN LOUISIANA SPORTS HALL OF FAME

The Louisiana Sports Hall of Fame is dedicated to honoring sports legends who are natives of Louisiana or who played, coached or served as an administrator in the state of Louisiana.



<b>1974:</b> RB <b>Jim Taylor</b>	<b>2007:</b> LB <b>Pat Swilling</b>
<b>1988:</b> QB <b>Archie Manning</b>	<b>2009:</b> T <b>William Roaf</b>
<b>1992:</b> WR <b>Danny Abramowicz</b>	<b>2011:</b> K <b>Morten Andersen</b> , LB <b>Vaughan Johnson</b> , FB <b>Buford Jordan</b>
<b>1997:</b> RB <b>Dalton Hilliard</b>	<b>2012:</b> RB <b>Deuce McAllister</b>
<b>1999:</b> LB <b>Rickey Jackson</b>	<b>2013:</b> QB <b>Tommy Hodson</b>
<b>2000:</b> GM <b>Jim Finks</b> , QB <b>Bobby Hebert</b>	<b>2014:</b> Owner <b>Tom Benson</b>
<b>2001:</b> LB <b>Sam Mills</b>	<b>2015:</b> QB <b>Jake Delhomme</b>
<b>2003:</b> Coach <b>Jim Mora</b>	
<b>2006:</b> WR <b>Eric Martin</b>	

WELCOME  
TO THE

# Mercedes-Benz Superdome



The Mercedes-Benz Superdome, home of the Saints, is one of the nation's premier sports and entertainment venues. Originally constructed in 1975, the 40-year old building has continued to serve as one of the nation's top facilities since a \$336 million renovation of the building that was completed in 2011, most recently hosting Super Bowl XLVII, the 2012 NCAA Men's Final Four and the 2012 BCS College Football National Championship Game.

Since the Mercedes-Benz opened in 1975 (originally the Louisiana Superdome until 2011), it's served as the home of the Saints, sold out on a season ticket basis since the club returned to the facility in 2006 following a one-year hiatus due to Hurricane Katrina. The stadium's also the site of two college bowl games and also hosts world class concerts and other events that keep it busy year round.

To cap off the stadium's rebirth, the facility was renamed the "Mercedes-Benz Superdome" in 2011 after reaching a 10-year comprehensive naming rights and sponsorship agreement with Mercedes-Benz USA.

Since the start of the facility's renovation in 2006, counting preseason and playoff games, the Saints have played to 81 consecutive sellouts. They set a team record for attendance inside the stadium in 2014 with 584,900 fans during the regular season, an average of 73,112 per game. The Saints' largest crowd in the Mercedes-Benz Superdome occurred on November 24, 2014, when 73,373 fans packed the stadium for a matchup against the Baltimore Ravens.

In addition to the Saints, Super Bowls and other championship sporting events have been a prominent part of the history of the Mercedes-Benz Superdome. No other facility can match the seven Super Bowls played inside the stadium following Super Bowl XLVII, played on February 3, 2013. The stadium has also played host to five NCAA men's basketball Final Fours and three BCS College Football Championship games host-

ed by the Sugar Bowl and the 2014 NCAA College Football Playoff semifinal.

Ground was broken on the Superdome on August 11, 1971. The facilities opened its doors on August 3, 1975 and the first football game was played on August 9 when the Saints hosted the Houston Oilers in a preseason contest. After being inoperative for a year due to damage sustained during Hurricane Katrina, the stadium reopened to a nationally televised audience on September 25, 2006 when the Saints defeated the Atlanta Falcons 23-3.

Almost immediately after the Saints defeated the Minnesota Vikings 31-28 in overtime in the NFC Championship on January 24, 2010 to advance to the Super Bowl for the first time, the stadium underwent its most comprehensive enhancement and renovations over an 18-month period. Among the upgrades were the addition of 15 luxury suites to increase the building's number to 152, widened concourses and a revamped plaza level moving patrons closer to the action, adding 3,400 lower bowl seats, renovation of four club lounges and the construction of two field level bunker club lounges, Wi-Fi throughout the stadium's campus and a brand-new team store. Outside of the Mercedes-Benz Superdome, a new exterior skin with bronze panels was created, flanked by the addition of "Mercedes-Benz Superdome" signage on the roof. A new exterior lighting system has the ability of utilizing every color of the rainbow to showcase various designs and messages in the evening, which can be seen from miles away. In 2016, the facility will receive two new state-of-the-art LED video boards.

As part of a long-term lease agreement between the Saints and the State of Louisiana through 2025 which resulted in these stadium upgrades, Saints Owner Tom Benson and the State of Louisiana have also co-developed a state-of-the-art 121,000 square foot entertainment zone called Champions Square presented by Verizon, which first opened in 2010. The fan entertainment area operates before and after Saints games and features a large music stage, a 32 x 18 foot LED video board, a state-of-the-art sound system, special lighting and multiple food vendors to create a tailgate environment for fans. It can accommodate more than 9,000 people. In addition to the food available from a group of restaurants that celebrate New Orleans' rich culinary heritage, there is also an ultra-modern lounge, club XLIV, which provides a luxurious experience for fans and is available year round for private rental.

OWNERSHIP

FOOTBALL

ADMINISTRATION

RECORDS

HISTORY

# live. click. print.

Cameras

Film Processing

Custom Framing

Video Transfers

Image Recoveries

Restorations

Fine Art Prints

Greeting Cards


Enlargements

Photo Gifts

*& more...*

 **BENNETT'S CAMERA**

504.885.9050 | [www.bennettscamera.com](http://www.bennettscamera.com)



Official Photographic Sponsor of the New Orleans Saints



Catch every Saints  
moment on the  
largest, most reliable  
4G LTE  
network.



**4G** LTE



## Sporty new coupe or powerful SUV? It's a coin toss.

**Introducing the Mercedes-Benz GLE Coupe.** The 2016 GLE Coupe combines the pure style and driving thrills of a legendary Mercedes-Benz coupe with the impressive power and athleticism you've come to expect from a Mercedes-Benz SUV. It's a dual threat that is a very singular achievement. The all-new 2016 GLE Coupe. [MBUSA.com/GLECoupe](http://MBUSA.com/GLECoupe)

Mercedes-Benz  
The best or nothing.

