



# GAMENOTES

## 2020


**CHIEFS VS. SAINTS**

December 20, 2020





## CHIEFS VISIT SUPERDOME TO TAKE ON NEW ORLEANS SAINTS



The Chiefs travel to New Orleans to take on the Saints in the club's final regular season road contest of 2020. Kickoff on Sunday, Dec. 20 is slated for 3:25 p.m. CT. Last week the Chiefs clinched the AFC West Division title for the fifth consecutive season with a 33-27 win over the Miami Dolphins. The club has won 10-consecutive road games (franchise record), including all seven this season. Under Head Coach Andy Reid the Chiefs have now qualified for the postseason seven times in his eight seasons. Kansas City enters Sunday's contest on top of the AFC with a 12-1 record, the best mark through 13 games in franchise history. The Chiefs have tallied a 36-11 (.766) mark against AFC West opponents since 2013, including victories in 31 of the last 34 meetings (.912). The Chiefs hold a 56-15 (.789) record against AFC opponents dating back to 2015.

Reid owns 234 career victories (regular and postseason combined). He ranks fifth on the NFL's all-time wins list, recently passing Curly Lambeau (229). In eight seasons with the club, Reid has tallied 89 regular season wins. NFL/Super Bowl MVP QB Patrick Mahomes has recorded 13,620 yards, 109 touchdowns and only 23 INTs (+86 TD/INT differential) in his career. In 44 games, he's notched 26 300+ passing yard performances. Mahomes only threw five INTs last season in 484 pass attempts and has five INTs this season in 497 attempts. He's tallied 33 TD passes so far this season and a 112.3 rating. TE Travis Kelce owns 25 games with 100+ receiving yards and has caught at least one pass in 108 consecutive games. Kelce has eclipsed the 1,000-yard mark for the fifth-consecutive season, extending his NFL record as the first tight end in NFL history to do so, and he needs 128 yards in the final three games to set the single season record for tight ends (George Kittle - 1,377). He has 1,250 yards this season. Since entering the league in 2016, WR Tyreek Hill is first among all NFL pass catchers with 66 receptions of 25+ yards. In his seventh NFL season, WR Sammy Watkins has averaged 14.6 yards per catch in his career. Rookie RB Clyde Edwards-Helaire owns 724 rushing yards thus far in 2020. On Oct. 17, the Chiefs added RB Le'Veon Bell to the club's offense. Bell has tallied 238 yards from scrimmage and one rushing TD. Defensively, the Chiefs have given up an average of 21.6 points per game this season, ranking fifth in the AFC. KC has 24.0 sacks this season, 15 INTs and five fumble recoveries. The Chiefs have scored 60 points off 20 takeaways. S Tyrann Mathieu leads the team with six INTs this season. On special teams, K Harrison Butker has made 119 of his 132 career field goal attempts (90.2%) and 178 of 191 PATs (93.2%).

For the first time in 50 years, the 2019 Kansas City Chiefs returned to the Super Bowl, defeating the San Francisco 49ers 31-20 in Super Bowl LIV in Miami on Feb. 2, 2020. The Chiefs were crowned AFC Champions after a 35-24 victory over the Tennessee Titans at Arrowhead Stadium, earning the Lamar Hunt Trophy for the first time in franchise history. The Chiefs have hosted the AFC title game the last two seasons. Last year the Chiefs held the No. 2 seed entering the playoffs.

Kansas City Chiefs (12-1) at New Orleans Saints (10-3)

Sunday, December 20, 2020 • CBS • 3:25 p.m. CT

Mercedes-Benz Superdome • New Orleans, Louisiana

### THIS WEEK'S MEDIA AVAILABILITY

Date	Practice	Coach	Media	Players
Tuesday, Dec. 15	No Media Availability			
Wednesday, Dec. 16	11:45 a.m.	Reid	1:15 p.m.	1:25 p.m.
Thursday, Dec. 17	11:45 a.m.	Coords.	1:35 p.m.	1:45 p.m.
Friday, Dec. 18	11:45 a.m.	Reid	1:00 p.m.	1:00 p.m.
Saturday, Dec. 19	No Media Availability			
Sunday, Dec. 20	KC at NO - Superdome - 3:25 p.m.			

\* All times are approximate and subject to change with little or no notice. All availabilities will be held via Zoom.

• HC Sean Payton will be available to Kansas City's local press via conference call on Wednesday at 2:30 p.m. CT.

### BROADCAST INFORMATION

#### TV Coverage

CBS (KCTV5 Local)

#### Play-by-Play: Jim Nantz

Analyst: Tony Romo

Sideline: Tracy Wolfson

#### Tico Sports (Kansas City)

Real Country 1030 AM (KCWJ)

Spanish Radio Broadcast

#### Play-by-Play: Enrique Morales

Color: Oscar Monterroso

Sideline: Hannah Bassham

#### Chiefs Radio Network

WDAF (106.5 FM)

#### Play-by-Play: Mitch Holthus

Color: Danan Hughes

Sideline: Josh Klingler

#### Chiefs Pregame & Postgame Show

WDAF (106.5 FM) & KCSP (610 AM)

Hosts: Art Hains and Dan Israel

National Radio: Compass Media Networks

Chiefs Twitter Accounts: @Chiefs

@KCChiefs\_Matt @ChiefsPR

### CHIEFS MEDIA WEBSITE INFORMATION

The Kansas City Chiefs 2020 Media Guide is available on the Chiefs media information website, NFL.OMG.com. In 2015, the club introduced an improved interactive online media guide that features an in-game statistics monitoring platform, in addition to the weekly press materials such as transcripts, weekly releases, bios, additional stats and more. The club's guide is updated weekly throughout the season to reflect the most up-to-date information. Media members can also access the Chiefs credential application through the site. To login, the username is **chiefsmedia** and the password is **chiefs**.

### DID YOU KNOW?

TE Travis Kelce has 25 career games with at least 100 receiving yards, surpassing Kellen Winslow Sr. (24 games) for the third-most by a tight end in NFL history. Only Tony Gonzalez (31 games) and Rob Gronkowski (29) have more. Kelce is the first tight end with at least 1,200 receiving yards in three different seasons in NFL history.

### CHIEFS COMMUNICATIONS STAFF CONTACT INFORMATION

Ted Crews	Vice President of Communications	(816) 920-4359	tcrews@chiefs.nfl.com
Brad Gee	Director of Football Communications	(816) 920-4349	bgee@chiefs.nfl.com
Luke Shanno	Corporate Communications Manager	(816) 920-4351	lshanno@chiefs.nfl.com
Cydney Ricker	Manager of Football Comm. & Admin.	(816) 920-4352	cricker@chiefs.nfl.com
Jordan Trgovac	Communications Assistant	(816) 920-4353	jtrgovac@chiefs.nfl.com
Jordan Colquitt	Communications Seasonal Assistant	(816) 920-4403	jcolquitt@chiefs.nfl.com
Tristan Vitale	Communications Seasonal Assistant	(816) 920-4355	tvitale@chiefs.nfl.com

## CHIEFS VS. SAINTS TEAM COMPARISONS

	 Chiefs	 Saints
Record .....	12-1 .....	10-3 .....
Division Standing .....	1st (AFCW) .....	1st (NFCs) .....
Turnover Margin (NFL Rank) .....	+8 (5th) .....	+6 (T-6th) .....

### Offense (NFL Rank)

Net Yards Per Game .....	429.2 (1st) .....	369.8 (13th) .....
Yards Per Play .....	6.6 (1st) .....	5.6 (16th) .....
Points Per Game .....	31.0 (2nd) .....	28.3 (7th) .....
Possession Average .....	30:23 (17th) .....	32:57 (2nd) .....
Net Rushing Yards Per Game .....	111.7 (17th) .....	137.3 (7th) .....
Net Passing Yards Per Game .....	317.5 (1st) .....	232.5 (21st) .....
Had Intercepted/Yards .....	5/84 .....	5/84 .....
Sacks Allowed/Yards .....	19/-128 (7th) .....	26/-168 (T-13th) .....
Fumbles/Lost .....	13/7 .....	25/9 .....
Third Down Pct. ....	48.7% (4th) .....	46.6% (5th) .....
Red Zone TD Pct. ....	57.1% (T-20th) .....	67.9% (9th) .....
Giveaways .....	12 (T-3rd) .....	14 (T-6th) .....

### Defense (NFL Rank)

Net Yards Per Game .....	358.8 (17th) .....	298.4 (2nd) .....
Yards Per Play .....	5.6 (15th) .....	5.0 (3rd) .....
Points Per Game .....	21.6 (8th) .....	20.4 (4th) .....
Net Rushing Yards Per Game .....	128.4 (26th) .....	89.2 (2nd) .....
Net Passing Yards Per Game .....	230.5 (14th) .....	209.2 (4th) .....
Intercepted By/Yards .....	15/256 .....	13/106 .....
Sacks For/Yards .....	24/-136 (T-20th) .....	36/-223 (T-7th) .....
Opponent Fumbles/Lost .....	12/5 .....	10/7 .....
Third Down Pct. ....	42.4% (20th) .....	38.6% (10th) .....
Red Zone TD Pct. ....	75.0% (32nd) .....	66.7% (T-26th) .....
Takeaways .....	20 (T-7th) .....	20 (T-7th) .....



### Special Teams (NFL Rank)

Punts-Average Yards (Gross) .....	46.2 (14th) .....	42.6 (31st) .....
Punts-Average Yards (Net) .....	40.9 (17th) .....	40.7 (18th) .....
Punt Returns-Average Per .....	8.8 (18th) .....	10.2 (9th) .....
Punt Returns-Average Per Allowed ...	7.2 (12th) .....	3.8 (1st) .....
Kickoff Returns-Average Per .....	25.5 (T-5th) .....	25.1 (8th) .....
Kickoff Returns-Avg. Per Allowed .....	24.5 (25th) .....	17.0 (2nd) .....
Field Goals Made/Attempted .....	23/25 (10th) .....	20/25 (T-17th) .....

### Penalties (NFL Rank)

Penalties Against/Yards .....	89/755 (31st) .....	80/843 (T-21st) .....
Opp. Penalties Against/Yds .....	76/599 (T-15th) .....	55/438 (32nd) .....

## CHIEFS VS. SAINTS IND. COMPARISONS

	 Chiefs	 Saints
<b>PASSING YARDS</b>		
Mahomes .....	4,208 .....	Brees .....
		Hill .....

<b>RUSHING YARDS</b>		
Edwards-Helaire .....	724 .....	Kamara .....
Mahomes .....	250 .....	Murray .....
Bell .....	162 .....	Hill .....

<b>RECEIVING YARDS</b>		
Kelce .....	1,250 .....	Kamara .....
Hill .....	1,158 .....	Sanders .....
Hardman .....	489 .....	Thomas .....
Robinson .....	352 .....	Smith .....

<b>POINTS SCORED</b>		
Butker .....	109 .....	Lutz .....
Hill .....	96 .....	Kamara .....
Kelce .....	54 .....	Hill .....
Edwards-Helaire .....	30 .....	Cook .....

<b>INTERCEPTIONS</b>		
Mathieu .....	6 .....	M. Williams .....
Sorensen .....	3 .....	J. Jenkins .....
Sneed .....	2 .....	M. Jenkins .....
Breeland .....	2 .....	Robinson .....

<b>SACKS</b>		
Jones .....	6.5 .....	Hendrickson .....
Clark .....	5.0 .....	Jordan .....
Danna .....	2.5 .....	Onyemata .....
Two Tied .....	2.0 .....	Davis .....

<b>DEFENSIVE TACKLES</b>		
Sorensen .....	80 .....	Davis .....
Hitchens .....	75 .....	M. Jenkins .....
Wilson .....	65 .....	Gardner-Johnson .....
Mathieu .....	59 .....	M. Williams .....

<b>KICKOFF RETURNS (AVG.)</b>		
Hardman .....	8 (20.4) .....	Harris .....
Pringle .....	7 (35.3) .....	Callaway .....

<b>PUNT RETURNS (AVG.)</b>		
Hardman .....	16 (9.9) .....	Harris .....
		Callaway .....

<b>FIELD GOALS</b>		
Butker .....	23/25 (92.0%) .....	Lutz .....
		20/25 (80.0%) .....

<b>PUNTS (GROSS/NET AVG.)</b>		
Townsend .....	40 (46.2/40.9) .....	Morstead .....
		49 (42.6/40.7) .....

## CHIEFS VS. SAINTS SERIES HISTORY

- Sunday's contest between the Kansas City Chiefs and New Orleans Saints marks the 12th regular-season meeting between the two teams.
- Kansas City holds a 6-5 advantage in the all-time regular-season series, including a 3-2 edge in games played at the Mercedes-Benz Superdome.
- Over the 11-game series, Kansas City has outscored New Orleans 260-247 while recording 23.0 sacks and 16 interceptions in those contests.
- In their last meeting, the Chiefs earned a 27-21 victory at Arrowhead Stadium in Week 7 of the 2016 season (Oct. 23, 2016). In the first quarter, Daniel Sorensen intercepted a Drew Brees pass and returned it 48 yards for his first-career pick-six.

### CHIEFS VS. SAINTS SERIES HISTORY

Date	Result	Of Note
09/25/1972*	W, 20-17	KC: Willie Frazier 4-yd. TD pass from Len Dawson.
09/26/1976	L, 17-27	NO: Tony Galbreath 74-yd. rush. TD.
11/21/1982*	L, 17-27	NO: George Rogers: 123 rush. yds., 1-yd rush TD.
09/08/1985*	W, 47-27	KC: Carlos Carson 37-yd. TD pass from Bill Kenney.
09/08/1991	L, 10-17	NO: Quinn Early 45-yd. TD pass from Bobby Hebert.
09/04/1994*	W, 30-17	KC: Willie Davis 11-yd. TD pass from Joe Montana.
12/21/1997	W, 25-13	KC: Tamarick Vanover 82-yd. punt return for TD.
11/14/2004*	L, 20-27	NO: Joe Horn 42-yd. TD pass from Aaron Brooks.
11/16/2008	L, 20-30	NO: Lance Moore 47-yd. TD pass from Drew Brees.
09/23/2012*	W, 27-24 OT	KC: Jamaal Charles 91-yd. TD run.
10/23/2016	W, 27-21	KC: Daniel Sorensen 48-yd. INT return TD.

\* - At New Orleans

## CHIEFS HEAD COACH ANDY REID



Reid is in his 29th NFL season, 22nd as a head coach and eighth with the Chiefs. In his eighth season with the club, he's tallied 89 wins, more victories than any other head coach in franchise history in that timeframe. In 2019, Reid led the Chiefs to their first Super Bowl appearance and victory in 50 years, bringing the Lombardi Trophy back to Kansas City for the first time since 1969. Additionally, the Chiefs 35-24 victory over the Tennessee Titans in the AFC

Championship game brought the Lamar Hunt Trophy to Kansas City for the first time. Under Reid, the Chiefs have made the playoffs seven of eight seasons, including a 12-4 record, the number two seed and a bye in 2019.

The Chiefs have played in two-consecutive AFC Championship home games. The club has earned five-straight AFC West titles (2016-20) for the first time in franchise history. In 2015, the Chiefs won their first playoff game since 1994, defeating the Texans 30-0. The team finished 11-5 after a 1-5 start in 2015. It was the greatest turnaround in a single-season in NFL history. In 2013, Reid led the Chiefs to an 11-5 record marking the greatest single-season turnaround in franchise history after the team finished 2-14 in 2012.

Prior to joining the Chiefs, Reid led the Eagles to a 130-93-1 (.583) regular season record during his 14 seasons as head coach. He led the Eagles franchise to one Super Bowl appearance. When you include his time as an NFL assistant coach, his teams have made the playoffs 21 times (24-19 record), and he has coached in four Super Bowls, eight NFC Championships and two AFC Championships.

Reid spent seven seasons as an assistant coach with the Green Bay Packers under Head Coach Mike Holmgren. Prior to joining the NFL ranks, Reid's final collegiate stop was the University of Missouri (1989-91). Prior to his stint with the Tigers, Reid spent two years working with the offensive line at the University of Texas - El Paso, and before that, he held the same position with Northern Arizona. In 1983, Reid took the position of offensive coordinator and offensive line coach at San Francisco State (1983-85). A tackle/guard at Brigham Young University from 1979-81, Reid entered the coaching ranks as a graduate assistant at BYU in 1982.

<b>NFL Head Coach:</b>	22nd Year	<b>Record w/ KC:</b>	89-36 (.712)
<b>NFL Coach Overall:</b>	29th Year	<b>Record w/ PHI:</b>	130-93-1 (.583)
<b>NFL Overall:</b>	234-143-1 (.620)	<b>Record vs. NO:</b>	4-4 (.500)
<b>Reg. Season:</b>	219-129-1 (.629)	<b>College:</b>	BYU ('81)
<b>Postseason:</b>	15-14 (.517)	<b>Hometown:</b>	Los Angeles

### ANDY REID'S CAREER PATH

1979-82	BYU.....	Tackle/Guard ('79-81) Graduate Assistant ('82)
1983-85	San Francisco State.....	Offensive Coordinator/ Offensive Line
1986	Northern Arizona.....	Offensive Line
1987-88	Texas-El Paso.....	Offensive Line
1989-91	Missouri.....	Offensive Line
1992-98	Green Bay Packers.....	Tight Ends / Offensive Line ('92-96) Quarterbacks ('97-98)
1999-12	Philadelphia Eagles.....	Head Coach ('99-00) HC/Exec. V.P. Football Ops ('01-12)
2013-20	Kansas City Chiefs.....	Head Coach



### ANDY REID'S HARDWARE



Super Bowls



## SAINTS HEAD COACH SEAN PAYTON



Sean Payton enters his 15th year with the New Orleans Saints after being named the 14th head coach in franchise history on Jan. 18, 2006. Payton is now in his 24th NFL season and 15th year as a head coach.

Since he was hired as head coach of the New Orleans Saints in 2006, Payton has led the Saints to eight playoff berths, six NFC South division titles and the franchise's first

Championship with a 31-17 win over the Indianapolis Colts in Super Bowl XLIV.

Payton served as a member of the Dallas Cowboys coaching staff from 2003-05. Prior to his final season with the Cowboys, Payton was promoted to assistant head coach/passing game coordinator after serving as assistant head coach/quarterbacks from 2003-04.

Payton went to Dallas following four years with the New York Giants (1999-2002), the last three as offensive coordinator after spending his first season as quarterbacks coach where he led the Giants to a NFC title and went to Super Bowl XXXV. Prior to joining the Giants, he spent 1997 and 1998 as Philadelphia's quarterbacks coach where he first started his NFL coaching career.

Before entering the NFL with Philadelphia, Payton moved to Miami (Ohio) (1994-95) where he was quarterbacks coach following the 1993 season. He spent 1996 as quarterbacks coach at Illinois. Payton wrapped two coaching stints at San Diego State University (1988-89 and 1992-93), first as an offensive assistant and then as a running backs/wide receivers coach before making a stop at Indiana State (1990-91) where he served as the quarterbacks coach.

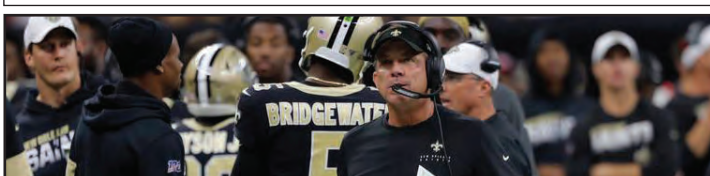
Payton had a year stint in 1987 with the Chicago Bears after earning a bachelor's degree in communications at Eastern Illinois (84-87) while playing quarterback for the Panthers.

Payton was born Dec. 29, 1963 in San Mateo, Calif., and raised in Naperville, Ill. Payton has a daughter, Meghan and a son, Connor.

<b>NFL Head Coach:</b>	15th Year	<b>Record w/ NO:</b>	141-80 (.638)
<b>NFL Coach Overall:</b>	24th Year	<b>Record vs. KC :</b>	1-2 (.333)
<b>NFL Overall:</b>	149-87 (.631)	<b>College:</b>	Eastern Illinois
<b>Regular Season:</b>	141-80 (.638)	<b>Hometown:</b>	Naperville, Ill.
<b>Postseason:</b>	8-7 (.533)		

### SEAN PAYTON'S CAREER PATH

1984-87	Eastern Illinois.....	Quarterback
1987	Chicago Bears.....	Quarterback
1990-91	Indiana State.....	Running Backs/Wide Receivers
1988-89, 92-93	San Diego State University.....	Offensive Assistant (88-89) Running Backs ('92-'93)
1994-95	Miami (Ohio).....	Quarterbacks
1996	Illinois.....	Quarterbacks
1997-98	Philadelphia Eagles.....	Quarterbacks
1999-02	New York Giants.....	Quarterbacks ('99-'00) Offensive Coordinator ('01-'02)
2003-05	Dallas Cowboys.....	Assistant Head Coach/Quarterbacks ('03-'04) Assistant Head Coach/Passing Game Coordinator ('04-'05)
2006-20	New Orleans Saints.....	Head Coach



### SEAN PAYTON'S HARDWARE



Super Bowls





## CHIEFS VS. SAINTS CONNECTIONS

### Professional

• Chiefs **RB Le'Veon Bell** and Saints **WR Emmanuel Sanders** were teammates on the Pittsburgh Steelers in 2013.

• Saints **CB Janoris Jenkins** was prepped by Chiefs **Defensive Coordinator Steve Spagnuolo** and **DBs Coach Dave Merritt** from 2016-17 as a member of the New York Giants. **Jenkins** was also teammates with Chiefs **CB Antonio Hamilton** (2018-19) and **OL Mike Remmers** (2019) on the Giants.

• Saints **Senior Defensive Assistant Peter Giunta** served as Secondary/DBs Coach of the Giants from 2006-14, where he worked with **Spagnuolo** (2007-08) and **Merritt** (2006-14) and prepped Chiefs **DBs/CBs Coach Sam Madison** (2006-08) as a player. They were all part of the Super Bowl XLII championship team, while **Giunta** and **Merritt** also won Super Bowl XLVI with the Giants.

• Saints **Special Team Coordinator Darren Rizzi** prepped Chiefs **QB Chad Henne** (2009-11) and **C Daniel Kilgore** (2018) on the Miami Dolphins.

• During his playing career, Saints **Defensive Assistant Michael Wilhoite** was teammates with Chiefs **DE Frank Clark** for one season (2017) on the Seattle Seahawks and with **Kilgore** for six seasons (2011-16) on the San Francisco 49ers.

• Chiefs **DT Mike Pennel** and Saints **LB Demario Davis** played together on the New York Jets in 2017.

### Former Saints

• Chiefs **DE Alex Okafor** was a member of the Saints for two seasons from 2017-18. **Okafor** started all 26 games in which he played during his time in New Orleans and logged a career-high 43 tackles in 2017.

• Chiefs **TE Deon Yelder** originally entered the NFL as an undrafted free agent with New Orleans in 2018 and was a member of the Saints practice squad for part of the 2018 season.

### Former Chiefs

• **Giunta** served as the Chiefs DBs Coach for five seasons (2001-05).

### College

• Saints **QB Taysom Hill** and Chiefs **S Daniel Sorensen** were teammates at BYU from 2012-13.

• Saints **DB J.T. Gray** (2014-17), Chiefs **LB Willie Gay** (2017-19), Chiefs **DT Chris Jones** (2013-15) and Chiefs **T Martinus Rankin** (2015-17) all played at Mississippi State.

• Chiefs **WR Demarcus Robinson** and Saints **LB Alex Anzalone** played together for three seasons (2013-15) at Florida.

• Saints **OL Ethan Greenidge** and Chiefs **DE Tanoh Kpassagnon** were teammates at Villanova from 2015-16.

• Chiefs **DE Mike Danna** and Saints **C/G Cesar Ruiz** played together at Michigan in 2019.

• Saints **OLB Kwon Alexander** and Chiefs **RB Darrel Williams** played together at LSU in 2014.

• Saints **Asst. Strength and Conditioning Coach Rob Wenning** held the same position at LSU during Chiefs **S Tyrann Mathieu's** true freshman season in 2010.

### Hometown

• Chiefs **S Tyrann Mathieu** (New Orleans), **RB Clyde Edwards-Helaire** (Baton Rouge), **RB Darrel Williams** (Marrero), **CB L'Jarius Sneed** (Minden) and **Strength and Conditioning Coach Barry Rubin** (Monroe) are all Louisiana natives.

• Chiefs **Offensive Coordinator Eric Bieniemy** was born in New Orleans.

• **Wilhoite** is a native of Topeka, Kan. and attended Washburn University.

## WHAT TO WATCH FOR...

• The Chiefs look to extend a franchise record with their 11th-consecutive regular season win on the road.

• The Chiefs aim to win their ninth-consecutive game, tying the second-longest single-season winning streak in franchise history.

• The Chiefs look to improve to a record of 13-1 for the first time, marking the best record through the first 14 games in a season in franchise history. It would be the fourth 13-win season in club history, and the first since 2003.

• **Head Coach Andy Reid** aims to improve his career record on the road to 109-66-1. **Reid's** current .620 road winning percentage is the highest in NFL history (min. 100 games).

• The Chiefs aim to score 30 points for the ninth time this season, breaking a tie for the second-most games scoring at least 30 points in a single season in franchise history. In 2018, the Chiefs scored 30+ points in 12 games.

• **QB Patrick Mahomes** aims to extend his streak to 24-consecutive games with a passing touchdown. His current streak of 23-consecutive games is the longest streak in franchise history and the longest active streak in the NFL.

• **Mahomes** needs 792 passing yards over the final three games of the season in order to join QB Drew Brees as the only quarterbacks in NFL history with multiple 5,000-yard seasons. **Mahomes** would be the first quarterback in history with two seasons of 5,000+ passing yards in his first four years in the NFL.

• With 300 passing yards against the Saints, **Mahomes** would log his 27th-career 300-yard game, which would extend a franchise record and pass QB Kurt Warner for the most games of at least 300 passing yards in a player's first four seasons in NFL history. **Mahomes** now owns nine 300+ passing yard games this season, which is the second-most in a season in club history, just one game shy of his own record set in 2018. He has six-straight 300-yard games, which is the second-longest streak in club history.

• **TE Travis Kelce** needs 128 receiving yards to break the record for most single-season receiving yards by a tight end in NFL history (George Kittle; 1,377 yards in 2018). **Kelce** currently leads the league with 1,250 receiving yards. He looks to become the first tight end in history to lead the NFL in receiving yards over an entire season.

• With 100 receiving yards in Week 15, **Kelce** would tally his 26th-career game with at least 100 yards receiving, tying TE Tony Gonzalez for the most such games in club history. **Kelce's** 25 games of 100+ receiving yards are the third-most by a tight end in league history, trailing only TE Rob Gronkowski (29) and Gonzalez (31). **Kelce's** six 100-yard receiving games this season are tied for the most such games in a single season in franchise history.

• **Kelce** looks to extend his streak to 109-consecutive games with a reception, the second-longest streak in franchise history and tied for fifth-longest active streak in the NFL. **Kelce** ranks second in franchise history with 597 career receptions.

• **Kelce** needs 10 receptions to become the first player in Chiefs history and the first tight end in NFL history with multiple 100-catch seasons in his career. **Kelce** needs 14 receptions to break his own single-season franchise record (103).

• **WR Tyreek Hill** needs two receiving touchdowns to break WR Dwayne Bowe's single-season franchise record of 15 touchdown receptions. **Hill** has recorded a touchdown in 11 of 13 games this season, including at least one receiving touchdown in 10 of those games. **Hill's** 14 receiving touchdowns are tied for the most in the NFL this season. In Week 12, **Hill** logged his 10th multi-receiving touchdown game since 2017, which is the most such games in the NFL during that span. His 25 receiving touchdowns of 25+ yards are also the most in the league since 2017.

• **S Tyrann Mathieu** aims for his fourth-consecutive game with an interception. His six interceptions this season are a career-high.

• **K Harrison Butker** needs to convert one field goal to break a tie with K Ryan Succop (119) for the third-most field goals made in Chiefs history.

## 2020 AFC WEST STANDINGS

Team	W	L	Pct.	PF	PA	Streak
<b>z - Kansas City Chiefs</b>	<b>12</b>	<b>1</b>	<b>.923</b>	<b>403</b>	<b>281</b>	<b>Won 8</b>
Las Vegas Raiders	7	6	.538	350	391	Lost 1
Denver Broncos	5	8	.385	257	347	Won 1
Los Angeles Chargers	4	9	.308	297	362	Won 1

## CHIEFS 2020 SCHEDULE & RESULTS

Date	Opponent	Time	Network
<b>Sept. 10</b>	<b>Houston Texans</b>	<b>7:20 p.m.</b>	<b>W, 34-20</b>
Sept. 20	at Los Angeles Chargers	3:25 p.m.	W, 23-20
Sept. 28	at Baltimore Ravens	7:15 p.m.	W, 34-20
<b>Oct. 5</b>	<b>New England Patriots</b>	<b>6:00 p.m.</b>	<b>W, 26-10</b>
<b>Oct. 11</b>	<b>Las Vegas Raiders*</b>	<b>12:00 p.m.</b>	<b>L, 32-40</b>
Oct. 15	at Buffalo Bills	7:20 p.m.	W, 26-17
Oct. 25	at Denver Broncos*	3:25 p.m.	W, 43-16
<b>Nov. 1</b>	<b>New York Jets*</b>	<b>12:00 p.m.</b>	<b>W, 35-9</b>
<b>Nov. 8</b>	<b>Carolina Panthers*</b>	<b>12:00 p.m.</b>	<b>W, 33-31</b>
<b>Nov. 15</b>	<b>BYE WEEK</b>	<b>-----</b>	<b>-----</b>
Nov. 22	at Las Vegas Raiders*	7:20 p.m.	W, 35-31
Nov. 29	at Buccaneers*	3:25 p.m.	W, 27-14
<b>Dec. 6</b>	<b>Denver Broncos*</b>	<b>7:20 p.m.</b>	<b>W, 22-16</b>
Dec. 13	at Miami Dolphins*	12:00 p.m.	W, 33-27
Dec. 20	at New Orleans Saints*	3:25 p.m.	CBS
<b>Dec. 27</b>	<b>Atlanta Falcons*</b>	<b>12:00 p.m.</b>	<b>FOX</b>
<b>Jan. 3</b>	<b>Los Angeles Chargers*</b>	<b>12:00 p.m.</b>	<b>CBS</b>

"Flexible scheduling" will be used in Weeks 11-17. Additionally, in Weeks 5-10, flexible scheduling may be used in no more than two weeks. In Weeks 5-16, the schedule lists the games tentatively set for Sunday Night Football on NBC. Only Sunday afternoon games are eligible to be moved to Sunday night, in which case the tentatively scheduled Sunday night game would be moved to an afternoon start time. A flexible scheduling move would be announced at least 12 days before the game. Flexibility for Saturday games is also a part of the 2020 schedule. For Week 17, the Sunday night game will be announced no later than six days prior to the final Sunday of regular season play. The schedule does not list a Sunday night game in Week 17, but an afternoon game with playoff implications will be moved to that time slot. Flexible scheduling will not be applied to games airing on Thursday or Monday nights.



## CHIEFS ALL-TIME VS. AFC WEST OPPONENTS

### OVERALL (REG. SEASON)

Team	Record	Pct.	Longest Win Streak
Denver	67-54-0	.554	11 (2015-2020 & 1964-1969)
LA Chargers	64-55-1	.538	9 (2014-2018)
Las Vegas	66-53-2	.554	9 (2003-2007)

### AT HOME (REG. SEASON)

Team	Record	Pct.	Longest Win Streak
Denver	41-19-0	.683	14 (1960-1973)
LA Chargers	36-24-0	.600	7 (1997-2003)
Las Vegas	35-25-1	.582	10 (1989-1998)

### ON THE ROAD (REG. SEASON)

Team	Record	Pct.	Longest Win Streak
Denver	26-35-0	.426	6 (2015-Current)
LA Chargers	28-31-1	.475	7 (2014-Current)
Las Vegas	31-28-1	.525	7 (2003-2009)

## 2019 FINAL AFC WEST STANDINGS

Team	W	L	Pct.	PF	PA	Streak
<b>z - Kansas City Chiefs</b>	<b>12</b>	<b>4</b>	<b>.750</b>	<b>451</b>	<b>308</b>	<b>Won 6</b>
Denver Broncos	7	9	.438	282	316	Won 2
Oakland Raiders	7	9	.438	313	419	Lost 1
Los Angeles Chargers	5	11	.313	337	345	Lost 3

## CHIEFS 2019 RESULTS

Date	Opponent	Time	Network
Sun, Sept. 8	at Jacksonville Jaguars	Noon	W, 40-26
Sun, Sept. 15	at Oakland Raiders	3:05 p.m.	W, 28-10
<b>Sun, Sept. 22</b>	<b>Baltimore Ravens</b>	<b>Noon</b>	<b>W, 33-28</b>
Sun, Sept. 29	at Detroit Lions	Noon	W, 34-30
<b>Sun, Oct. 6</b>	<b>Indianapolis Colts</b>	<b>7:20 p.m.</b>	<b>L, 19-13</b>
<b>Sun, Oct. 13</b>	<b>Houston Texans</b>	<b>Noon</b>	<b>L, 31-24</b>
Thurs, Oct. 17	at Denver Broncos	7:20 p.m.	W, 30-6
<b>Sun, Oct. 27</b>	<b>Green Bay Packers</b>	<b>7:20 p.m.</b>	<b>L, 31-24</b>
<b>Sun, Nov. 3</b>	<b>Minnesota Vikings</b>	<b>Noon</b>	<b>W, 26-23</b>
Sun, Nov. 10	at Tennessee Titans	Noon	L, 35-32
Mon, Nov. 18	at LA Chargers (Mex)	7:15 p.m.	W, 24-17
Sun, Nov. 24	BYE WEEK	-----	-----
<b>Sun, Dec. 1</b>	<b>Oakland Raiders</b>	<b>3:25 p.m.</b>	<b>W, 40-9</b>
Sun, Dec. 8	at New England Patriots	3:25 p.m.	W, 23-16
<b>Sun, Dec. 15</b>	<b>Denver Broncos</b>	<b>Noon</b>	<b>W, 23-3</b>
Sun, Dec. 22	at Chicago Bears	7:20 p.m.	W, 26-3
<b>Sun, Dec. 29</b>	<b>LA Chargers</b>	<b>Noon</b>	<b>W, 31-21</b>

### AFC Divisional Playoffs

<b>Sun, Jan. 12</b>	<b>Houston Texans</b>	<b>2:05 p.m.</b>	<b>W, 51-31</b>
---------------------	-----------------------	------------------	-----------------

### AFC Championship Game

<b>Sun, Jan. 19</b>	<b>Tennessee Titans</b>	<b>2:05 p.m.</b>	<b>W, 35-24</b>
---------------------	-------------------------	------------------	-----------------

### Super Bowl LIV

<b>Sun, Feb. 2</b>	<b>San Francisco 49ers</b>	<b>5:30 p.m.</b>	<b>W, 31-20</b>
--------------------	----------------------------	------------------	-----------------

## MCCULLOUGH'S AMAZING STORY

Kansas City Chiefs Running Backs Coach Deland McCullough was featured on ESPN's E:60, highlighting his inspirational journey to discovering his birth parents.

The feature, which aired on Sunday, Sept. 2, 2018, documents the life of McCullough, who was adopted at birth, and his search for his biological parents that spanned more than 40 years. That alone makes for a powerful story, but as it turns out, McCullough was already plenty familiar with his biological father – a man he had known since he was a kid, a man that was a mentor and father-figure who goes by the name of Sherman Smith. It's a story that defies the odds as his father was unaware that he had a son, but still served as an instrumental figure throughout McCullough's life.

"If you would have told me to pick who my father was, there's no way I would have picked him because I might have thought I wasn't worthy for him to be my father," McCullough said. "I felt like my blessings came full circle because I'd always wanted to be somebody like him."





## THE BEST IN CHIEFS HISTORY

Now in his eighth season as head coach in Kansas City, Andy Reid is the club's third-longest tenured head coach trailing only Pro Football Hall of Fame Coach Hank Stram (15 years) and Marty Schottenheimer (10 years). In his first eight seasons as Head Coach of the Chiefs, Reid has coached the team to a 89-36 record in 125 regular season games. His 71.2 winning percentage is the top mark in franchise history for any coach in his first eight seasons leading the club. Marty Schottenheimer is second on that list, leading his Chiefs teams to a 81-43-1 (65.2%) record in his first eight seasons. In Reid's 125 total games with the Chiefs, he has registered a 46-16 (74.2%) record at home and a 43-20 (68.3%) record on the road.

## MOST REGULAR SEASON WINS, FIRST 8 YEARS WITH CHIEFS

Rk.	Name	Yr. 1	Yr. 2	Yr. 3	Yr. 4	Yr. 5	Yr. 6	Yr. 7	Yr. 8	Tot. Rec.	Pct.
1.	Reid	11-5	9-7	11-5	12-4	10-6	12-4	12-4	12-1	88-36	.710
2.	Schottenheimer	8-7-1	11-5	10-6	10-6	11-5	9-7	13-3	8-4	81-43-1	.652
3.	Stram	8-6	6-8	11-3	5-7-2	7-7	7-5-2	11-2-1	6-5	63-43-5	.590
4.	Vermeil	6-10	8-8	13-3	7-9	10-6	--	--	--	44-36	.550

Amongst active NFL head coaches with their current team, Reid is the sixth-longest tenured coach and his 71.2 regular season win percentage is second only to NE's Bill Belichick (73.0%) amongst head coaches with at least three seasons at the helm.



## HE WINS AT HOME AND ON THE ROAD

No matter where his team is playing, home or away, Chiefs Head Coach Andy Reid is consistent. Through 22 seasons and 349 games, Coach Reid has a similar record on the road as he does at home.

Home Record	Road Record	Total
111-63 (.638)	108-66-1 (.620)	219-129-1 (.629)

## KEYS TO SUCCESS

During the 2018 season, Kansas City had 539 successful plays out of 988 overall attempts for a 54.6 percent success rate on offense, which ranked tied for second in the National Football League. The Chiefs continued the trend in 2019, ranking fourth in the AFC for percentage of successful plays.

## 2019 AFC LEADERS SUCCESSFUL PLAYS

Rk.	Team	Successful Play Pct.
1.	BAL	54.4%
2.	OAK	51.9%
3.	HOU	51.3%
4.	KC	51.2%
5.	LAC	49.8%

## HIGH EFFICIENCY

The Chiefs offense under Reid has been efficient in producing quality yardage with their time of possession. In 2018, the Kansas City offense led the league with an average of 6.84 yards per play, 1.24 yards greater than the league average. Last season, the Chiefs offense finished ranked second in the NFL (first in the AFC) in yards per play.

## 2019 NFL LEADERS, YARDS PER PLAY

Rk.	Team	Off. Yds/Play
1.	DAL	6.46
2.	KC	6.22
3.	BAL	6.13
4.	TEN	6.12
5.	SF	6.02

## CHIEFS ASSISTANT COACHES

### OFFENSIVE STAFF

**Eric Bieniemy**  
Offensive Coordinator

**Joe Bleymaier**  
Pass Game Analyst/Assistant Quarterbacks

**Andy Heck**  
Offensive Line

**Mike Kafka**  
Quarterbacks/Pass Game Coordinator

**Greg Lewis**  
Wide Receivers

**Corey Mattheae**  
Assistant Offensive Line

**Deland McCullough**  
Running Backs

**Tom Melvin**  
Tight Ends

**Porter Ellett**  
Offensive Quality Control

**David Girardi**  
Offensive Quality Control

### DEFENSIVE STAFF

**Steve Spagnuolo**  
Defensive Coordinator

**Matt House**  
Linebackers

**Brendan Daly**  
Run Game Coordinator/Defensive Line

**Britt Reid**  
Linebackers/Outside Linebackers

**Dave Merritt**  
Defensive Backs

**Sam Madison**  
Defensive Backs/Cornerbacks

**Terry Bradden**  
Defensive Quality Control

**Alex Whittingham**  
Defensive Quality Control

**Connor Embree**  
Defensive Assistant

### SPECIAL TEAMS STAFF

**Dave Toub**  
Assistant Head Coach/Special Teams Coordinator

**Andy Hill**  
Assistant Special Teams

**MISCELLANEOUS**  
**Barry Rubin**  
Head Strength and Conditioning

**Travis Crittenden**  
Assistant Strength and Conditioning

**Ryan Reynolds**  
Assistant Strength and Conditioning/Sport Science

**Greg Carbin**  
Assistant Strength and Conditioning

**Mike Frazier**  
Statistical Analysis Coordinator


**Dan Williams**  
Assistant to the Head Coach

## 2020 CHIEFS OFFENSIVE RANKINGS

Category	NFL Rank	Value
Pct. of 1st Down Gains of 4+ Yards	5th	53.8%
Avg. 1st Down Yardage	4th	6.19 yards
1st and Goal Inside 5 Yard Giveaways	T-1st	0 giveaways
2nd Down Conversion Pct.	1st	42.5%
3 and Out Pct.	6th	14.4%
3rd Down Conversion Pct.	4th	48.7%
3rd and >6 Yard Conversion Pct.	1st	38.2%
3rd and 4-6 Yard Conversion Pct.	6th	55.1%
Avg. Yards to Go on 2nd Down	7th	7.37 yards
Avg. Starting Position After Kickoff	10th	25.4 yard line
Passer Rating in Blitz Situations	1st	128.11 rating
Points on First Offensive Possession	8th	36 points
Completions of 20+ Yards	1st	60 completions
Field Goal Percentage	9th	92.0%
Total First Downs	1st	322 first downs
Giveaway Points Allowed	T-9th	36 points
Total Giveaways	T-3rd	12 giveaways
Goal-to-Go Drives	T-8th	28 drives
Kickoff Return Avg.	T-5th	25.5 yards
Pct. of 20+ Yard Kickoff Returns	T-6th	72.2%
Kickoff Touchback Percentage	5th	72.8%
Miscellaneous Touchdowns Scored	T-2nd	4 touchdowns
Net Passing Yards per Game	1st	317.5 yards
Offensive Points Scored	3rd	373 points
Offensive Scoring Efficiency	1st	50.8%
Opp. Fumble Returns of 20 Yards	T-1st	0 returns
Opp. Interception Returns of 20+ Yds	T-10th	2 returns
Off. Turnovers	T-3rd	12 turnovers
Overall Passer Rating	2nd	111.9 rating
Yards per Game	1st	429.2 yards
Passing First Downs Made	1st	212 first downs
Yards After Catch	5th	1,747 yards
Pct. Passes Gain 4+ Yds on 1st Down	8th	57.7%
Passer Rating on Atts. 21+ Air Yards	7th	115.9 rating
Plays of 10+ Yards	1st	222 plays
Plays of 20+ Yards	1st	68 plays
Plays of 20+ Yards (past 8 games)	1st	46 plays
Points Scored on 1st Off. Possession	8th	36 points
Gross Punting Average	10th	46.2 yards
Turnover Pct. on Drives of <4 Plays	1st	2.3%
Red Zone Drives	T-4th	49 drives
Red Zone Giveaways	T-10th	2 giveaways
Average Total Advances Per Game	10th	51.6 advances
Non-Kneel Down Rushes for Neg. Yds.	T-7th	21 rushes
Rushing Plays of 10+ Yards	T-10th	45 rushes
Pct. of Rushes Gaining 4+ Yards	10th	46.9%
Pct. of 1st Down Rushes Gain 4+ Yds	T-9th	49.2%
Total Points Scored	2nd	403 points
Scoring Differential	1st	+122
Points Scored Outside the Red Zone	1st	130 points
Offensive Touchdowns	4th	44 touchdowns
Drives Starting Inside Own 20-Yd Line	T-10th	29 drives
Successful Play Percentage	2nd	55.1%
Total Takeaways	T-7th	20 takeaways
Times Sacked	7th	19 sacks
Points Per Game	2nd	31.0 points
Total Points in Last 8 Games	1st	254 points
Touchdown Drives	4th	44 drives
Turnover Differential	5th	+8
Two-Point Conversion Pct.	T-1st	100.0%
Yards Per Game	1st	429.2 yards
Yards Per Play	1st	6.57 yards
Yards Per Play Inside the 30	4th	4.41 yards

## 2020 CHIEFS DEFENSIVE RANKINGS

Category	NFL Rank	Value
Avg. Margin of Defeat	9th	8.00 points
Opp. Passer Rating in Blitz Situations	4th	79.50 rating
Opponent Possessions	T-10th	137 possessions
Interception Returns of 20+ Yards	1st	7 returns
Miscellaneous Touchdowns Allowed	T-5th	1 touchdown
Offensive Points Allowed	8th	274 points
Opp. Field Goal Percentage	3rd	72.0%
Opp. Avg. Starting Field Position	3rd	25.6 yard line
Opp. Avg. Starting Field Pos. - Away	4th	26.0 yard line
Opp. Avg. Starting Field Pos. - Home	2nd	25.0 yard line
Opp. Punt Returns of 20+ Yards	T-9th	1 return
Opp. Two-Point Conversion Pct.	T-1st	0.00%
Opp. 3rd and >6 Conversion Pct.	8th	19.7%
Opp. 3rd and <4 Conversion Pct.	10th	58.0%
Opp. Pct. 1st Down Pass Gain 4+ Yds	T-5th	50.0%
Opp. Rushing Plays of 10+ Yards	6th	33 rushes
Opp. Rushing Plays of 20+ Yards	T-9th	7 rushes
Opp. Points Scored Outside Red Zone	10th	71 points
Opp. Avg. First Down Yardage	7th	5.07 yards
Opp. 1st and Goal Inside the 5 Drives	T-4th	11 drives
Opp. Passer Rating on 21+ Air Yd Atts.	8th	75.0 rating
Opp. Plays of 10+ Yards	T-8th	157 plays
Opp. Plays of 20+ Yards (past 8 games)	T-8th	27 plays
Opp. Points on Drives of <4 Plays	T-4th	14 points
Opp. Red Zone Drives	T-3rd	36 drives
Total Points Allowed	8th	281 points
Opp. Touchdown Efficiency	10th	36.5%
Opp. Touchdown Drives	T-10th	32 drives
Opp. Passer Rating	4th	84.2 rating
Opp. Passer Rating on 1st Down	3rd	82.3 rating
Opp. Passer Rating on 2nd Down	9th	89.4 rating
Points Allowed at End of the Half	1st	20 points
Opp. Rushing Average on 1st Down	10th	4.28 yards
Opp. Drives Starting Inside KC 20	T-4th	1 drive
Opp. Drives Starting Inside KC 50	1st	6 drives
Defensive Takeaways	T-7th	20 takeaways
Total Points Allowed	8th	281 points
Total Points Allowed (past 8 games)	9th	171 points
Points Allowed in Two Minute Defense	1st	3 points





## HEAD COACH ANDY REID NOTES



### REID CAREER HIGHLIGHTS

- Career record of 219-129-1 in the regular season, as well as a 15-14 postseason record. Reid's 234 combined wins rank fifth-most in NFL history and second among active coaches in regular season and postseason wins. He has defeated all 32 NFL teams as a head coach. Reid owns a .629 regular season winning percentage.

- His 89 regular season wins in his first eight seasons with Kansas City are more than any other head coach in franchise history. The Chiefs have now won five-straight AFC West titles (2016-20) for the first time in franchise history. KC finished with a 12-4 record for the second year in a row, earning the number one seed in the AFC Playoffs in 2018 and the number two seed in 2019. The Chiefs defeated the Colts, 31-13, on Jan. 12, 2019 to advance to the AFC title game in 2018. The Chiefs defeated the Texans, 51-31, on Jan. 12, 2020 to advance and host the AFC title game for the second year in a row for the first time in franchise history. KC defeated the Titans on Jan. 19 to advance to Super Bowl LIV. The Chiefs defeated the 49ers in Super Bowl LIV for Reid's first Super Bowl victory as a head coach and KC's first SB victory in 50 years.

- The Chiefs finished 12-4 in 2016, earning the number two seed and a first-round bye in the playoffs. Reid guided Kansas City to it's first playoff win in 22 years in 2015. The club finished 11-5 after a 1-5 start, the greatest turnaround in a single season in NFL history.

- The 2013 Chiefs, led by Head Coach Andy Reid, orchestrated the greatest single-season turnaround in franchise history after an 11-5 finish. In 2012, the team finished 2-14, a +9 turnaround in his first season with the club. During Reid's 14 seasons in Philadelphia, his teams made the postseason nine times, which ranked third in the NFL behind Indianapolis' 12 and New England's 10.

- Including his time as an assistant coach, Reid's teams have now made 21 playoff appearances, as well as four Super Bowl appearances after playing in a combined eight NFC Championships and two AFC Championships. He has four career Super Bowl appearances, won Super Bowl XXXI as an assistant in Green Bay and Super Bowl LIV as a head coach. Reid owns three NFC titles, one AFC title and 13 division titles in his career dating back to his days as an assistant. He mentored Hall of Fame quarterback Brett Favre while with the Packers along with QB Donovan McNabb with the Eagles.

### REID VIA THE NFL DRAFT - HIS 1ST ROUND PICKS

Chiefs Head Coach Andy Reid has had 17 first-round selections as a head coach in the NFL. Prior to 2013, Reid's team selected as high as second overall (1999) and as late as 31st overall (2005) in the first round.

Yr.	No. (Overall)	Selection (School)
1999	2	QB Donovan McNabb (Syracuse)
2000	6	DT Corey Simon (Florida State)
2001	25	WR Freddie Mitchell (UCLA)
2002	26	CB Lito Sheppard (Florida)
2003	15	DE Jerome McDougle (Miami)
2004	16	T Shawn Andrews (Arkansas)
2005	31	DT Mike Patterson (Southern California)
2006	14	DT Brodrick Bunkley (Florida State)
2007	--	No First-Round Selection
2008	--	No First-Round Selection
2009	19	WR Jeremy Maclin (Missouri)
2010	13	DE Brandon Graham (Michigan)
2011	21	G Danny Watkins (Baylor)
2012	12	DT Fletcher Cox (Mississippi State)
2013 (KC)	1	T Eric Fisher (Central Michigan)
2014	23	LB Dee Ford (Auburn)
2015	18	CB Marcus Peters (Washington)
2016	--	No First-Round Selection
2017	10	QB Patrick Mahomes (Texas Tech)
2018	--	No First-Round Selection
2019	--	No First-Round Selection
2020	32	RB Clyde Edwards-Helaire (LSU)

### REID'S COACHING TREE

Throughout his time in the NFL, Andy Reid has constructed quality coaching staffs to assist him. A number of those assistants have since gone on to coordinator or head coaching responsibilities for other NFL franchises. Below is a list of notable coaches who have come from Andy Reid's Philadelphia or Kansas City staffs.

Coach	Team	Years	Position/Former Position
John Harbaugh	BAL	2008-present	Head Coach
Doug Pederson	PHI	2016-present	Head Coach
Sean McDermott	BUF	2017-present	Head Coach
Matt Nagy	CHI	2018-present	Head Coach
Ron Rivera	WAS	2020-present	Head Coach
Brad Childress	CHI	2018-2019	Former MIN HC
Leslie Frazier	BUF	2018-present	Former MIN HC
Steve Spagnuolo	KC	2019-present	Former STL HC
Todd Bowles	TB	2019-present	Former NYJ HC
Pat Shurmur	DEN	Hired in 2020	Former NYG HC

### ANDY REID'S HEAD COACHING RECORD

Year	Reg. Season	Pct.	Postseason	Overall	Result
1999	5-11	.313	0-0	5-11	5th in NFC East
2000	11-5	.688	1-1	12-6	2nd in NFC East; reached divisional playoffs
2001	11-5	.688	2-1	13-6	1st in NFC East; reached NFC Championship Game
2002	12-4	.750	1-1	13-5	1st in NFC East; reached NFC Championship Game
2003	12-4	.750	1-1	13-5	1st in NFC East; reached NFC Championship Game
2004	13-3	.813	2-1	15-4	1st in NFC East; reached Super Bowl XXXIX
2005	6-10	.375	0-0	6-10	4th in NFC East
2006	10-6	.625	1-1	11-7	1st in NFC East; reached divisional playoffs
2007	8-8	.500	0-0	8-8	4th in NFC East
2008	9-6-1	.594	2-1	11-7-1	2nd in NFC East; reached NFC Championship Game
2009	11-5	.688	0-1	11-6	2nd in NFC East; reached wild card round
2010	10-6	.625	0-1	10-7	1st in NFC East; reached wild card round
2011	8-8	.500	0-0	8-8	2nd in NFC East
2012	4-12	.250	0-0	4-12	4th in NFC East
2013	11-5	.688	0-1	11-6	2nd in AFC West; reached wild card round
2014	9-7	.563	0-0	9-7	2nd in AFC West
2015	11-5	.688	1-1	12-6	2nd in AFC West; reached divisional playoffs
2016	12-4	.750	0-1	12-5	1st in AFC West; reached divisional playoffs
2017	10-6	.625	0-1	10-7	1st in AFC West; reached wild card round
2018	12-4	.750	1-1	13-5	1st in AFC West; reached AFC Championship Game
2019	12-4	.750	3-0	15-4	1st in AFC West; Super Bowl LIV Champions
2020	12-1	.923	0-0	12-1	1st in AFC West; TBD
<b>TOTALS</b>	<b>219-129-1</b>	<b>.629</b>	<b>15-14</b>	<b>234-143-1</b>	<b>16 Playoff Berths (2020), 11 Div. Titles, 1 NFC Title, 1 AFC Title, 1 SB</b>

## REID AS A HEAD COACH VS. THE NFL

Below is Chiefs Head Coach Andy Reid's record against the NFL as a head coach. He is 219-129-1 in the regular season, as well as 15-14 in the postseason. Reid has 234 total career wins as a head coach.

Opponent	Reg. Season	Postseason	Total
vs. Denver Broncos	12-6	0-0	12-6
vs. Kansas City Chiefs	3-0	0-0	3-0
vs. Las Vegas Raiders	14-5	0-0	14-5
vs. Los Angeles Chargers	14-4	0-0	14-4
<b>vs. AFC West</b>	<b>43-15</b>	<b>0-0</b>	<b>43-15</b>
vs. Baltimore Ravens	6-1	0-0	6-1
vs. Cincinnati Bengals	2-3-1	0-0	2-3-1
vs. Cleveland Browns	7-0	0-0	7-0
vs. Pittsburgh Steelers	4-5	0-1	4-6
<b>vs. AFC North</b>	<b>19-9-1</b>	<b>0-1</b>	<b>19-10-1</b>
vs. Houston Texans	7-2	2-0	9-2
vs. Indianapolis Colts	2-5	1-1	3-6
vs. Jacksonville Jaguars	5-2	0-0	5-2
vs. Tennessee Titans	1-7	1-1	2-8
<b>vs. AFC South</b>	<b>15-16</b>	<b>4-2</b>	<b>19-18</b>
vs. Buffalo Bills	6-3	0-0	6-3
vs. Miami Dolphins	6-1	0-0	6-1
vs. New England Patriots	5-4	0-3	5-7
vs. New York Jets	6-1	0-0	6-1
<b>vs. AFC East</b>	<b>23-9</b>	<b>0-3</b>	<b>23-12</b>
vs. Dallas Cowboys	18-12	0-1	18-13
vs. New York Giants	16-14	2-1	18-15
vs. Washington Football Tm.	19-11	0-0	19-11
vs. Philadelphia Eagles	2-0	0-0	2-0
<b>vs. NFC East</b>	<b>55-37</b>	<b>2-2</b>	<b>57-39</b>
vs. Arizona Cardinals	6-7	0-1	6-8
vs. San Francisco 49ers	7-4	1-0	8-4
vs. Seattle Seahawks	4-4	0-0	4-4
vs. Los Angeles Rams	6-3	0-1	6-4
<b>vs. NFC West</b>	<b>23-18</b>	<b>1-2</b>	<b>24-20</b>
vs. Atlanta Falcons	7-3	2-0	9-3
vs. Carolina Panthers	6-2	0-1	6-3
vs. Tampa Bay Buccaneers	5-4	2-1	7-5
vs. New Orleans Saints	4-3	0-1	4-4
<b>vs. NFC South</b>	<b>22-12</b>	<b>4-3</b>	<b>26-15</b>
vs. Chicago Bears	6-5	1-0	7-5
vs. Detroit Lions	5-1	0-0	5-1
vs. Green Bay Packers	4-5	1-1	5-6
vs. Minnesota Vikings	4-2	2-0	6-2
<b>vs. NFC North</b>	<b>19-13</b>	<b>4-1</b>	<b>23-14</b>

## MOST OVERALL WINS; ACTIVE NFL HEAD COACHES

Andy Reid is one of five active NFL head coaches with over 140 victories. He has 234 overall wins and is one of four active coaches with 10 or more postseason victories (John Harbaugh has 10).

Rk.	Coach	Reg.	Post	Total
1.	Bill Belichick, NE/CLE	279	31	310
2.	<b>Andy Reid, KC/PHI</b>	<b>219</b>	<b>15</b>	<b>234</b>
3.	Pete Carroll, SEA/NYJ/NE	142	11	153
4.	Mike Tomlin, PIT	144	8	152
5.	Sean Payton, NO	141	8	149

Reid defeated the Tennessee Titans in 2013, giving him wins against all 32 NFL teams. He became only the sixth head coach in NFL history to accomplish that feat. Below is a look at all the coaches who have done it.

<b>Bill Belichick (NE)</b>	Bill Parcells (Retired)
Tony Dungy (Retired)	<b>Andy Reid (KC)</b>
Mike Shanahan (Retired)	John Fox (Retired)

## HEAD COACHES ALL-TIME WINS CHART

Rk.	Head Coach	Win Total
1.	Don Shula	347
2.	George Halas	324
3.	<b>Bill Belichick</b>	<b>310</b>
4.	Tom Landry	270
5.	<b>Andy Reid</b>	<b>234</b>
6.	Curly Lambeau	229
7.	Chuck Noll	209
8.	Marty Schottenheimer	205
9.	Dan Reeves	201
10.	Chuck Knox	193
11.	Bill Parcells	183
12.	Tom Coughlin	182
13t.	Jeff Fisher	178
	Mike Shanahan	178
15.	Mike Holmgren	174
16.	Joe Gibbs	171
17.	Paul Brown	170
18.	Bud Grant	168
19.	Bill Cowher	161
20.	Marv Levy	154
21.	Steve Owen	153
22.	<b>Pete Carroll</b>	<b>153</b>
23.	<b>Mike Tomlin</b>	<b>152</b>
24.	<b>Sean Payton</b>	<b>149</b>
25.	Tony Dungy	148

- Playoffs Included

\* Bold Denotes Active NFL Coaches



## HEAD COACH ANDY REID'S RECORD WHEN...

- Scoring on opening drive: 105-33
- Scoring first: 139-45
- Leading at half: 177-32
- Leading after three quarters: 176-30
- Winning time of possession: 133-40-1
- Winning turnover battle: 136-31
- Out-rushing opponent: 132-51-1
- Out-passing opponent: 133-57-1
- Out-gaining opponent: 150-47-1
- 40%+ 3rd down conversions: 121-44
- 50%+ 3rd down conversions: 75-20
- Not throwing an INT: 128-47
- Having a 300-yard passer: 57-30-1
- Having a 100+ yard rusher: 60-29
- Having a 100+ yard receiver: 85-36
- Having two 100+ yard receivers: 12-16
- Having no turnovers: 66-30
- Scoring 20+ points: 191-48
- Scoring 30+ points: 100-17
- Rushing for 150+ yards: 63-26
- Having 20+ first downs: 136-51
- Not allowing a sack: 25-21
- Allowing two or fewer sacks: 146-60-1
- Recording 2+ INTs: 85-27
- Recording 3+ turnovers: 79-22
- Opp. less than 40% on 3rd down: 157-56-1
- Opp. less than 30% on 3rd down: 96-26-1
- Scoring a defensive TD: 53-19
- Recording 3+ sacks: 124-38-1
- Recording 5+ sacks: 48-16-1
- Allowing 17 or fewer points: 141-30-1
- Not allowing a 100-yard rusher: 179-90-1
- Not allowing a 100-yard receiver: 153-87
- Not allowing a 300-yard passer: 192-95-1
- Not allowing a rushing TD: 143-50-1
- Not allowing a passing TD: 63-27
- Not allowing an offensive TD: 36-13
- Having a KR or PR TD: 19-16



## CHIEFS GENERAL MANAGER BRETT VEACH



### QUICK FACTS ON CHIEFS GM BRETT VEACH

• Brett Veach was named the seventh general manager in Kansas City Chiefs history on July 10, 2017. Veach is in his fourth season as an NFL general manager and his 14th year in the National Football League. Prior to being elevated, he previously served as the Chiefs Co-Director of Player Personnel.

• In his first four seasons as the GM, Veach helped the team earn a Super Bowl victory in Super Bowl LIV, one AFC Championship and AFC West titles in 2017, 2018, 2019 and 2020, as well as the number one seed in the AFC in 2018 and number two seed in 2019. The Chiefs defeated the Colts, 31-13, to advance to the AFC title game in 2018. KC defeated the Texans, 51-31, to advance and host the AFC title game for the second year in a row in 2019. The Chiefs defeated the Titans on Jan. 19, to advance to Super Bowl LIV.

• Veach reports directly to Chiefs Chairman & CEO Clark Hunt, who had this to say upon hiring him; "Brett has a sharp football mind, a tremendous work ethic and a keen eye for finding talent. He's played a critical role in building our football team."

• He is in his eighth season with the Chiefs after originally joining the club in 2013. He was promoted to Co-Director of Player Personnel prior to the 2015 season after serving two seasons as the club's Pro and College Personnel Analyst (2013-14).

• The Mount Carmel, Pennsylvania, native served as a Southeast Regional Scout for the Philadelphia Eagles (2011-12) after originally joining Philadelphia's Player Personnel Department as a Pro and College Scout in 2010. Prior to entering the scouting department, Veach was the Assistant to Head Coach Andy Reid for three seasons in Philadelphia (2007-09).

• Before joining the Eagles, Veach was the Supervisor of Intercollegiate Athletic Events at his alma mater, the University of Delaware (2005-06). He was a four-year letterman as a wide receiver for the Blue Hens, catching 99 passes for 1,470 yards (14.8 avg.). He left Delaware as the school's all-time leader in kickoff return yards with 1,558 yards. He was a standout running back for Mount Carmel High School. Wife - Alison; Children - twin sons, Elijah and Wylan, and a daughter, Ella.

### VEACH IN THE NFL DRAFT AS PERSONNEL MAN

Since entering the NFL, Chiefs GM Brett Veach has been a part of personnel staffs that have drafted the below first-round picks.

Yr.	No. (Overall)	Selection (School)
2007 (PHI)	--	No First-Round Selection
2008	--	No First-Round Selection
2009	19	WR Jeremy Maclin (Missouri)
2010	13	DE Brandon Graham (Michigan)
2011	21	G Danny Watkins (Baylor)
2012	12	DT Fletcher Cox (Mississippi State)
2013 (KC)	1	T Eric Fisher (Central Michigan)
2014	23	LB Dee Ford (Auburn)
2015	18	CB Marcus Peters (Washington)
2016	--	No First-Round Selection
2017	10	QB Patrick Mahomes (Texas Tech)
2018	--	No First-Round Selection
2019	--	No First-Round Selection
2020	32	RB Clyde Edwards-Helaire (LSU)

### NOTABLE TRANSACTIONS

After being named the new GM of the Chiefs on July 10, 2017, Brett Veach immediately started making moves. In his time as a GM, Veach has made a number of significant moves that have contributed to KC's success.

Name	Date	How Acquired
K Harrison Butker	9/26/17	FA - 17
WR Sammy Watkins	3/15/18	FA - 18
LB Anthony Hitchens	3/15/18	FA - 18
CB Charvarius Ward	8/31/18	T - 18 (DAL)
S Tyrann Mathieu	3/14/19	FA - 19
DE Frank Clark	4/24/19	T - 19 (SEA)
CB Antonio Hamilton	3/21/20	FA - 20
T Mike Remmers	3/21/20	FA - 20
TE Ricky Seals-Jones	4/5/20	FA - 20
DE Taco Charlton	5/2/20	FA - 20
G Kelechi Osemele	7/27/20	FA - 20
RB Le'Veon Bell	10/17/20	FA - 20



### VEACH'S NFL RECORD

Year	Reg. Season	Pct.	Playoffs	Overall	Result
2007	8-8	.500	0-0	8-8	4th in NFC East
2008	9-6-1	.594	2-1	11-7-1	2nd in NFC East; Reached NFC Championship Game
2009	11-5	.688	0-1	11-6	2nd in NFC East; Reached Wild Card Playoffs
2010	10-6	.625	0-1	10-7	1st in NFC East; Reached Wild Card Playoffs
2011	8-8	.500	0-0	8-8	2nd in NFC East
2012	4-12	.250	0-0	4-12	4th in NFC East
2013	11-5	.688	0-1	11-6	2nd in AFC West; Reached Wild Card Playoffs
2014	9-7	.563	0-0	9-7	2nd in AFC West
2015	11-5	.688	1-1	12-6	2nd in AFC West; Reached Divisional Playoffs
2016	12-4	.750	0-1	12-5	1st in AFC West; Reached Divisional Playoffs
2017	10-6	.625	0-1	10-7	1st in AFC West; Reached Wild Card Playoffs
2018	12-4	.750	1-1	13-5	1st in AFC West; Reached AFC Championship Game
2019	12-4	.750	3-0	15-4	1st in AFC West; Super Bowl LIV Champions
2020	12-1	.923	0-0	12-1	1st in AFC West; TBD
<b>TOTALS</b>	<b>139-81-1</b>	<b>.631</b>	<b>7-8</b>	<b>146-89-1</b>	<b>10 Playoff Appearances (2020), 6 Div. Titles, 1 AFC Title, 1 SB</b>

## CHIEFS QUARTERBACK PATRICK MAHOMES



### MAHOMES STARTS HOT

Chiefs QB Patrick Mahomes earned the NFL's MVP award in 2018. His 50 TD passes in 2018 tied for the second-best mark in NFL history.

#### MOST TD PASSES SINGLE SEASON

Rk.	Name	Team	TDS	Year
1.	Peyton Manning	DEN	55	2013
2t.	<b>Patrick Mahomes</b>	<b>KC</b>	<b>50</b>	<b>2018</b>
	Tom Brady	NE	50	2007
4.	Peyton Manning	IND	49	2004

### MAHOMES IN CHIEFS RECORD BOOK

Chiefs QB Patrick Mahomes has already cracked into the Chiefs record books with only 44 games under his belt. Below is a look at different categories where Mahomes cemented his name in Chiefs history.

#### CHIEFS RECORD FOR MOST TD PASSES IN SINGLE GAME

Rk.	Name	TDS	Opp.	Date
1t.	<b>Patrick Mahomes</b>	<b>6</b>	<b>at PIT</b>	<b>Sept. 16, 2018</b>
	<b>Patrick Mahomes</b>	<b>6</b>	<b>at LAR</b>	<b>Nov. 19, 2018</b>
	Len Dawson	6	DEN	Nov. 1, 1964

#### CHIEFS RECORD FOR TD PASSES IN A SEASON

Rk.	Name	Year	Comp.	Yds.	TD
1.	<b>Patrick Mahomes</b>	<b>2018</b>	<b>66.0%</b>	<b>5,097</b>	<b>50</b>
2.	Len Dawson	1964	56.2%	2,879	30
3.	Len Dawson	1962	61.0%	2,759	29

#### CHIEFS RECORD FOR HIGHEST PASSER RATING IN SINGLE GAME

Rk.	Name	Rtg.	Opp.	Date
1.	Alex Smith	158.3	at OAK	Dec. 15, 2013
2.	Steve Bono	156.6	at SEA	Sept. 3, 1995
3.	<b>Patrick Mahomes</b>	<b>154.8</b>	<b>at PIT</b>	<b>Sept. 16, 2018</b>

## MAHOMES AMONG 2018-20 PASSING LEADERS

#### 2018-20 PASSING YARDS

Rk.	Name	Team	Yards
1.	<b>Patrick Mahomes</b>	<b>KC</b>	<b>13,336</b>
2.	Matt Ryan	ATL	13,050
3.	Jared Goff	LAR	12,835
4.	Philip Rivers	LAC/IND	12,430
5.	Aaron Rodgers	GB	12,129

#### 2018-20 PASSING TOUCHDOWNS

Rk.	Name	Team	TDs
1.	<b>Patrick Mahomes</b>	<b>KC</b>	<b>109</b>
2.	Russell Wilson	SEA	102
3.	Aaron Rodgers	GB	90
4t.	Kirk Cousins	MIN	83
	Tom Brady	NE/TB	83

#### 2018-20 TOUCHDOWN-TO-INTERCEPTION DIFFERENTIAL

Rk.	Name	Team	TDS	INTS	Diff.
1.	<b>Patrick Mahomes</b>	<b>KC</b>	<b>109</b>	<b>22</b>	<b>+87</b>
2.	Aaron Rodgers	GB	90	10	+80
3.	Russell Wilson	SEA	102	24	+78
4.	Drew Brees	NO	77	12	+65
5.	Kirk Cousins	MIN	83	28	+55

#### 2018-20 PASSER RATING

Rk.	Name	Team	Rating
1.	Drew Brees	NO	114.4
2.	<b>Patrick Mahomes</b>	<b>KC</b>	<b>110.7</b>
3.	Russell Wilson	SEA	108.6
4.	Ryan Tannehill	MIA/TEN	106.5
5.	Deshaun Watson	HOU	103.2

#### 2018-20 YARDS PER ATTEMPT (MIN. 10 GP)

Rk.	Name	Team	Y/A
1.	<b>Patrick Mahomes</b>	<b>KC</b>	<b>8.54</b>
2.	Ryan Tannehill	MIA/TEN	8.23
3.	Deshaun Watson	HOU	8.23
4.	Jimmy Garoppolo	SF	8.22
5.	Matt Schaub	ATL	8.11

#### 2018-20 YARDS PER COMPLETION (MIN. 10 GP)

Rk.	Name	Team	Y/C
1.	Jameis Winston	TB/NO	12.96
2.	<b>Patrick Mahomes</b>	<b>KC</b>	<b>12.79</b>
3.	Ryan Tannehill	MIA/TEN	12.35
4.	Nick Mullens	SF	12.28
5.	Jimmy Garoppolo	SF	12.17

#### 2018-20 TD PERCENTAGE

Rk.	Name	Team	TD %
1.	Russell Wilson	SEA	7.3
2.	<b>Patrick Mahomes</b>	<b>KC</b>	<b>7.0</b>
3.	Ryan Tannehill	MIA/TEN	7.0
4.	Lamar Jackson	BAL	6.8
5.	Drew Brees	NO	6.6

#### 2018-20 PASS PLAYS OF 25+ YARDS

Rk.	Name	Team	25+ Yard Comp.
1.	<b>Patrick Mahomes</b>	<b>KC</b>	<b>119</b>
2.	Aaron Rodgers	GB	105
3.	Jared Goff	LAR	102
4.	Russell Wilson	SEA	95
5.	Watson/Brady	HOU/NE/TB	92

#### 2018-20 PASSING FIRST DOWNS

Rk.	Name	Team	First Downs
1.	Matt Ryan	ATL	651
2.	Jared Goff	LAR	623
3.	<b>Patrick Mahomes</b>	<b>KC</b>	<b>621</b>
4.	Philip Rivers	LAC/IND	599
5.	Tom Brady	NE/TB	575

#### 2018-20 REDZONE PASSING TDs (ACTIVE)

Rk.	Name	Team	RZ TDs
1.	Russell Wilson	SEA	73
2.	<b>Patrick Mahomes</b>	<b>KC</b>	<b>65</b>
3.	Aaron Rodgers	GB	60
4.	Kirk Cousins	MIN	55
5t.	Brady/Ryan	NE/TB/ATL	55



## BY THE NUMBERS - PATRICK MAHOMES VS. THE NFL

Chiefs quarterback Patrick Mahomes is in his fourth NFL season and third as the team's full-time signal-caller. Mahomes led the Chiefs to a 12-4 record in 2018 and the top seed in the AFC. Mahomes had 5,097 yards through the air in the 2018 season, the most in a season in franchise history, and his 50 passing touchdowns are tied for the second most all-time in a season in NFL history. In 44 career games played, Mahomes has accumulated 13,620 career passing yards and 109 career passing TDs (Below are regular season totals).

AFC West								
Team	G	Att.	Comp.	Yds.	TD	Int.	Pct.	Rtg.
Broncos	7	222	151	1,825	10	3	68.0	102.4
Chargers	5	165	101	1,157	10	2	61.2	97.5
Chiefs	0	0	0	0	0	0	0	0
Raiders	6	223	138	1,882	15	3	61.9	105.6
<b>Total</b>	<b>18</b>	<b>610</b>	<b>390</b>	<b>4,864</b>	<b>35</b>	<b>8</b>	<b>63.9</b>	<b>102.2</b>

AFC East								
Team	G	Att.	Comp.	Yds.	TD	Int.	Pct.	Rtg.
Bills	1	26	21	225	2	0	80.8	128.4
Dolphins	1	34	24	393	2	3	70.6	91.9
Jets	1	42	31	416	5	0	73.8	144.4
Patriots	3	105	68	871	7	3	64.8	100.9
<b>Total</b>	<b>6</b>	<b>207</b>	<b>144</b>	<b>1,905</b>	<b>16</b>	<b>6</b>	<b>69.6</b>	<b>112.1</b>

AFC North								
Team	G	Att.	Comp.	Yds.	TD	Int.	Pct.	Rtg.
Bengals	1	39	28	358	4	1	71.8	123.7
Browns	1	32	23	375	3	1	71.9	129.0
Ravens	3	132	93	1,136	9	1	70.5	116.2
Steelers	1	28	23	326	6	0	82.1	154.8
<b>Total</b>	<b>6</b>	<b>231</b>	<b>167</b>	<b>2,195</b>	<b>22</b>	<b>3</b>	<b>74.1</b>	<b>130.9</b>

AFC South								
Team	G	Att.	Comp.	Yds.	TD	Int.	Pct.	Rtg.
Colts	1	39	22	321	1	0	56.4	91.9
Jaguars	2	71	47	691	3	2	66.2	100.1
Texans	2	67	43	484	6	1	64.2	109.3
Titans	1	50	36	446	3	0	72.0	119.3
<b>Total</b>	<b>6</b>	<b>227</b>	<b>148</b>	<b>1,942</b>	<b>13</b>	<b>3</b>	<b>65.2</b>	<b>102.0</b>

AFC	G	Att.	Comp.	Yds.	TD	Int.	Pct.	Rtg.
<b>Total</b>	<b>34</b>	<b>1,201</b>	<b>800</b>	<b>10,195</b>	<b>83</b>	<b>17</b>	<b>66.6</b>	<b>110.1</b>

NFC East								
Team	G	Att.	Comp.	Yds.	TD	Int.	Pct.	Rtg.
Cowboys	0	0	0	0	0	0	0	0
Eagles	0	0	0	0	0	0	0	0
Giants	0	0	0	0	0	0	0	0
Washington FB Team	0	0	0	0	0	0	0	0
<b>Total</b>	<b>0</b>	<b>0</b>	<b>0</b>	<b>0</b>	<b>0</b>	<b>0</b>	<b>0</b>	<b>0</b>

NFC North								
Team	G	Att.	Comp.	Yds.	TD	Int.	Pct.	Rtg.
Bears	1	33	23	251	2	0	69.7	112.1
Lions	1	42	24	315	0	0	57.1	81.0
Packers	0	0	0	0	0	0	0	0
Vikings	0	0	0	0	0	0	0	0
<b>Total</b>	<b>2</b>	<b>75</b>	<b>47</b>	<b>566</b>	<b>2</b>	<b>0</b>	<b>62.6</b>	<b>94.64</b>

NFC South								
Team	G	Att.	Comp.	Yds.	TD	Int.	Pct.	Rtg.
Buccaneers	1	49	37	462	3	0	75.5	124.7
Falcons	0	0	0	0	0	0	0	0
Panthers	1	45	30	372	4	0	66.7	121.7
Saints	0	0	0	0	0	0	0	0
<b>Total</b>	<b>2</b>	<b>94</b>	<b>67</b>	<b>834</b>	<b>7</b>	<b>0</b>	<b>71.3</b>	<b>123.3</b>

NFC West								
Team	G	Att.	Comp.	Yds.	TD	Int.	Pct.	Rtg.
49ers	1	38	24	314	3	0	63.2	115.5
Cardinals	1	28	21	249	2	0	75.0	125.4
Rams	1	46	33	478	6	3	71.7	117.6
Seahawks	1	40	23	273	3	0	57.5	103.4
<b>Total</b>	<b>4</b>	<b>152</b>	<b>101</b>	<b>1,314</b>	<b>14</b>	<b>3</b>	<b>66.4</b>	<b>115.9</b>

NFC	G	Att.	Comp.	Yds.	TD	Int.	Pct.	Rtg.
<b>Total</b>	<b>8</b>	<b>321</b>	<b>215</b>	<b>2,714</b>	<b>23</b>	<b>3</b>	<b>67.0</b>	<b>113.1</b>

## QUARTERBACK PATRICK MAHOMES - NFL MVP SEASON (2018)

In his first season as the team's starting QB, Patrick Mahomes left his mark in both NFL and Chiefs record books each week. Below is a list of milestones he reached throughout the 2018 season.

### Week 1 at Los Angeles Chargers (W. 38-28)

- 15 of 27 (55.5%) for 256 yards, 4 TD, 127.5 QB rating
- Earned AFC Offensive Player of the Week

### Week 2 at Pittsburgh Steelers (W. 42-37)

- 23 of 28 (82.1%) for 326 yards, 6 TD, 154.8 QB rating
- Chiefs Record: 6 TD passes in a single game
- Tied QB Len Dawson's record set in 1964
- Chiefs Record: 10 TD passes in first 2 games of season
- Passed QB Len Dawson's record of 7 TDs set in 1963
- NFL Record: 10 TD passes in first 2 games of season
- Passed QBs Peyton Manning (2013), Drew Brees (2009) Charley Johnson (1965) who all had 9
- Youngest player in NFL History to pass for 6 TDs
- AFC Offensive Player of the Week

### Week 3 vs. San Francisco 49ers (W. 38-27)

- 24 of 38 (63.2%) for 314 yards, 3 TD, 115.5 QB rating
- NFL Record: 13 TD passes through first 3 weeks of season
- Passed QB Tom Brady's 12 TD mark set in 2013

### Week 4 at Denver Broncos (W. 27-23)

- 28 of 45 (62.2%) for 304 yards, 1 TD, 89.5 QB rating
- Chiefs Record: 1,200 passing yards through Week 4
- Passed Alex Smith's mark of 1,110 passing yards set in 2015
- AFC Offensive Player of the Month

### Week 5 vs. Jacksonville Jaguars (W. 30-14)

- 22 of 38 (57.9%) for 313 yards, 0 TD, 62.7 QB rating
- Chiefs Record: 1,513 passing yards through Week 5
- Passed Alex Smith's mark of 1,391 passing yards set in 2015

### Week 6 at New England Patriots (L. 43-40)

- 23 of 36 (63.9%) 352 yards, 4 TD, 110.0 QB rating
- Chiefs Record: 5 consecutive games with 300+ passing yards
- Passed QBs Trent Green (2004) and Bill Kenney's (1983) mark of four consecutive games of 300+ passing yards
- Chiefs Record: 1,865 passing yards through Week 6
- Passed Alex Smith's mark of 1,637 passing yards set in 2017

### Week 7 vs. Cincinnati Bengals (W. 45-10)

- 28 of 39 (71.8%) for 358 yards, 4 TD, 123.7 QB rating
- NFL Record: 22 passing TDs through first 8 career games.
- Passed QB Kurt Warner's mark of 21 TDs (1998-99)
- Chiefs Record: 6 consecutive games with 300+ passing yards
- Passed Trent Green's mark of 4 consecutive games (2004)
- Chiefs Record: 2,223 passing yards through Week 7
- Passed Alex Smith's mark of 1,979 passing yards set in 2017
- FedEx Air NFL Player of the Week

### Week 8 vs. Denver Broncos (W. 30-23)

- 24 of 34 (70.6%) for 303 yards, 4 TD, 125.0 QB rating
- NFL Record: 26 TD through first 9 career games
- Passed QB Kurt Warner's mark of 24 TDs (1998-99)
- NFL Record: 2,810 passing yards through first 9 career games
- Passed Andrew Luck's mark of 2,631 passing yards (2012)
- Chiefs Record: 7 consecutive games with 300+ passing yards
- Extends his franchise record
- FedEx Air NFL Player of the Week

### Week 9 at Cleveland Browns (W. 37-21)

- 23 of 32 (71.9%) for 375 yards, 3 TD, 129.0 QB rating
- NFL Record: 29 TD through first 10 career games
- Passed QB Kurt Warner's mark of 24 TDs (1998-99).
- NFL Record: 3,185 passing yards through first 10 career games
- Passed Andrew Luck's mark of 2,965 passing yards (2012)
- Chiefs Record: 8 consecutive games with 300+ passing yards

### Week 10 vs. Arizona Cardinals (W. 26-14)

- 21 of 28 (75.0%) for 249 yards, 2 TD, 125.4 QB rating
- NFL Record: 31 TD through first 11 career games
- Passed QB Kurt Warner's mark of 27 TDs (1998-99)
- NFL Record: 3,434 passing yards through first 11 career games
- Passed QB Andrew Luck's mark of 3,205 passing yards (2012)
- Chiefs Record: 31 TD passes in single season
- Passed QB L. Dawson's single-season record 30 TD passes (1964)

### Week 11 at Los Angeles Rams (L. 54-51)

- 33 of 46 (71.7%) for 478 yards, 6 TD, 117.6 QB rating
- Chiefs Record: 9 games in single season with 300+ passing yards
- Passed QB Trent Green's mark of 8 games in 2004
- Chiefs Record: 6 TD passes in single game
- Tied his own franchise record set at Pittsburgh (9/16/18)
- Chiefs Record: 37 TD passes in single season
- Extends franchise record

### Week 13 at Oakland Raiders (W. 40-33)

- 23 of 38 (60.5%) for 295 yards, 4 TD, 120.0 QB rating
- NFL Record: Fastest player to 4,000 passing yds (4,207 in 13 games)
- Chiefs Record: 10 games of 100.0+ passer rating in single season
- Tied QB Steve DeBerg's mark set in 1990
- Chiefs Record: 41 TD passes in single season
- Extends franchise record

### Week 14 vs. Baltimore Ravens (W. 27-24)

- 35 of 53 (66.0%) for 377 yards, 2 TD, 91.5 QB rating
- Chiefs Record: 43 TD passes in single season
- Extends franchise record
- Chiefs Record: 10 games in a single season with 300+ passing yds.
- Extends franchise record

### Week 15 vs. Los Angeles Chargers (L. 29-28)

- 24 of 34 (70.6%) for 243 yards, 2 TD, 110.3 rating
- Chiefs Record: 45 TD passes in single season
- Extends franchise record
- Chiefs Record: 11 games of 100.0+ passer rating in single season
- Passed QB Steve DeBerg's mark of 10 set in 1990

### Week 16 at Seattle Seahawks (L. 38-31)

- 23 of 40 (57.5%) for 273 yards, 3 TD, 103.4 rating
- Chiefs Record: 48 TD passes in single season
- Extends franchise record
- Chiefs Record: 12 games of 100.0+ passer rating in single season
- Extends franchise record
- Chiefs Record: 4,816 passing yards in single season
- Passed QB Trent Green's mark of 4,591 yards set in 2004
- NFL Record: 31 TDs in road games in single season
- Passed QB Tom Brady's mark of 29 set in 2007

### Week 17 vs. Oakland Raiders (W. 35-3)

- 14 of 24 (58.3%) for 281 yards, 2 TD, 109.9 rating
- Chiefs Record: 50 TD passes in single season
- Extends franchise record
- Chiefs Record: 13 games of 100.0+ passer rating in single season
- Extends franchise record
- Chiefs Record: 5,097 passing yards in single season
- Extends franchise record
- Chiefs Record: 383 passes completed in a single season
- Passed QB Trent Green's mark of 369 set in 2004

### AFC Divisional Playoffs vs. Indianapolis Colts (W. 31-13)

- 27 of 41 (65.8%) for 278 yards, 1 Rushing TD, 85.2 rating
- Led Chiefs to first home playoff win since 1993 season.
- Helped advance Chiefs to first home AFC Championship appearance.

### AFC Championship Game vs. New England Patriots (L. 31-37)

- 16 of 31 (51.6%) for 295 yards, 3 TDs, 117.0 rating
- Fourth-most passing yards in postseason game in team history
- Second-most TD passes in a single postseason game in club history



## QUARTERBACK PATRICK MAHOMES - SUPER BOWL MVP SEASON (2019)

In his second season as the Chiefs full-time signal-caller, QB Patrick Mahomes continued his trend of performing at a high level. Below is a game-by-game breakdown of the accolades that Mahomes reached on his path to a Super Bowl title.

### Week 1 at Jacksonville Jaguars (W, 40-26)

- Completed 25-of-33 passes (75.8%) for 378 yards, three TDs and a 143.2 passer rating, along with zero INTs.
- 211 first-half passing yards were most in NFL since QB Peyton Manning in 2004.
- Passed Pro Football HOF QB Kurt Warner for most passing yards in first 20 career games (5,759).

### Week 2 at Oakland Raiders (W, 28-10)

- Completed 30-of-44 passes (68.2%) for 443 yards, four TDs and a 131.2 passer rating, along with zero INTs.
- 278 passing yards (NFL record) and four passing TDs in the second quarter broke a franchise mark.
- Guided offense to record-breaking 20<sup>th</sup> straight 26-point output.
- 821 passing yards from Week 1 to Week 2 set the franchise record for most passing yards in the first two weeks to being a season, also ranking fifth all-time in NFL history in the same category.
- Named AFC Offensive Player of the Week.
- Named FedEx Air & Ground's "Air" Player of the Week.

### Week 3 vs. Baltimore Ravens (W, 33-28)

- Completed 27-of-37 passes (73.0%) for 374 yards, three TDs and a 132.0 passer rating, along with zero INTs.
- Passed Pro Football HOF QB Kurt Warner for most 300-yard passing games in a QB's first 20 career games in the Super Bowl era (13).
- 1,195 passing yards ranks through the first three games ranks fourth all-time in NFL history.
- Named FedEx Air & Ground's "Air" Player of the Week for second consecutive week.

### Week 4 at Detroit Lions (W, 34-30)

- Completed 24-of-42 (57.1%) for 315 yards and zero INTs.
- Ranked third in NFL history with 1,510 passing yards through the first four games.
- Threw for at least 300 yards in 14<sup>th</sup> career game, the third most in franchise history.
- Became just the fourth QB in NFL history to throw for at least 300 yards in each of the first four games to begin a season.
- Named AFC Offensive Player of the Month (September).

### Week 5 vs. Indianapolis Colts (L, 13-19)

- Completed 22-of-39 (56.4%) for 321 yards, one TD and zero INTs.
- Broke the NFL record for most passing yards without throwing an INT to being a season (Peyton Manning, 2013; 1,744).
- Recorded 300-plus passing yards for 15<sup>th</sup> career time, tying the franchise record for the second-most career 300-yard passing games in club history (Bill Kenney).

### Week 6 vs. Houston Texans (L, 24-31)

- Completed 19-of-35 (52.7%) for 273 yards, three TDs and one INT.
- Recorded his 14<sup>th</sup> career outing of throwing for at least three TDs, ranking third in team history for most games with three or more TD passes.
- Threw first INT of the season in the second quarter after accumulating 1,896 passing yards on the season, advancing his NFL-record to 2,027 passing yards thrown without an INT to begin a season.

### Week 7 at Denver Broncos (W, 30-6)

- Completed 10-of-19 (52.6%) for 117 yards, one TD and zero INTs.
- Surpassed 7,500 career passing yards, setting a new NFL record (24 games).

### Week 10 at Tennessee Titans (L, 32-35)

- Completed 36-of-50 (72.0%) for 446 yards, three TDs and zero INTs.
- With a passer rating of 119.2, accumulated his fifth outing with at least a 115.0 passer rating this season, marking just the fourth time

that a QB in their first three seasons has been able to do so in a team's first 10 games to begin a season.

- Marked his 16<sup>th</sup> career 300-yard passing performance, the second most in franchise history and third-most in NFL history in a QB's first three seasons.

### Week 11 at Los Angeles Chargers (W, 24-17)

- Completed 19-of-32 (59.4%) for 182 yards and one TD.
- Rushed for a career-high 59 yards, tallying three rushing first downs.

### Week 13 vs. Oakland Raiders (W, 40-9)

- Completed 15-of-29 passes (51.7%) for 175 yards and one TD.
- Rushed for at least 25 yards in second consecutive game, recording his first rushing TD of the season on a 13-yard carry.

### Week 14 at New England Patriots (W, 23-16)

- Completed 26-of-40 passes (65.0%) for 283 yards with one TD and one INT.
- Became the first starting QB under the age of 25 to beat the Patriots in Foxborough, Mass., since 2011 (Jets QB Mark Sanchez).

### Week 15 vs. Denver Broncos (W, 23-3)

- Completed 27-of-24 passes (79.4%) for 340 yards with one TD and one INT.
- Tied Kurt Warner's record for second-most 300-yard passing games in a QB's first three NFL seasons (17 games).
- Recorded second-highest pass-completion percentage outing of career (79.4%).

### Week 16 at Chicago Bears (W, 26-3)

- Completed 23-of-33 passes (69.7%) for 251 yards with two passing TDs and zero INTs.
- Became the fastest QB in NFL history to throw for 9,000 career passing yards and 75 career passing TDs (30<sup>th</sup> career game).
- Tied a single-season career-best with second rushing TD of the year.

### Week 17 vs. Los Angeles Chargers (W, 31-21)

- Completed 16-of-25 passes (64.0%) for 174 yards, one passing TD and one INT.
- Added 21 rushing yards, taking his season total to 218 rushing yards.
- Guided the Chiefs offense to over 30 points scored for the unit's seventh time this season, helping secure the No. 2 seed in the AFC Playoffs.

### AFC Divisional Round vs. Houston Texans (W, 51-31)

- Completed 23-of-35 passes (65.7%) for 321 yards and a franchise-record five TD passes.
- Guided the Chiefs to the franchise's largest comeback (24 pts)
- Recorded a 134.6 passer rating, becoming the first QB since Nick Foles (2017) to record a passer rating of over 134.5 in the postseason.
- His five TD passes were the most by a QB since Ben Roethlisberger recorded five TD throws in the 2017 postseason.

### AFC Championship vs. Tennessee Titans (W, 35-24)

- Completed 23-of-35 passes (65.7%) for 294 yards, three passing TDs and zero INTs.
- Finished the game with a passer rating of 120.4, his second-highest single-game passer rating in a playoff game.
- Broke the franchise record for most career passing TDs in the postseason (11).
- Rushed for a team-best 53 yards with a postseason career-long TD rush of 27 yards.

### Super Bowl LIV vs. San Francisco (W, 31-20)

- Completed 26-of-42 passes (78.1%) for 286 yards, two passing TDs and two INTs.
- Earned the Super Bowl LIV MVP Award after leading the Chiefs to 21 unanswered points in the game's final quarter.
- Rushed for a one-yard TD in the first quarter.

## QUARTERBACK PATRICK MAHOMES 2020 ACCOLADES

In his third season as the team's starting QB, Patrick Mahomes continues to leave his mark in both NFL and Chiefs record books each week. Below is a list of milestones he's reached throughout the 2020 season.

### Week 1 vs. Houston Texans (W, 34-20)

- 24 of 32 (75.0%) for 211 yards, 3 TD, 123.3 QB rating.
- Ties NFL record 25 wins in first 32 games (Dan Marino, Kurt Warner).
- Earned AFC Offensive Player of the Week.

### Week 2 at Los Angeles Chargers (W, 23-20)

- 27 of 47 (57.4%) for 302 yards, 2 TD, 90.9 QB rating.
- NFL record 13 games since 2018 with 3+ players with a receiving TD.

### Week 3 at Baltimore Ravens (W, 34-20)

- 31 of 42 (73.8%) for 385 yards, 4 TD, 133.5 QB rating.
- NFL record fastest QB to pass for 10,000 yards (34 games).
- Earned AFC Offensive Player of the Week.

### Week 4 vs. New England Patriots (W, 26-10)

- 19 of 29 (65.5%) for 236 yards, 2 TD, 113.6 QB rating.

### Week 5 vs. Las Vegas Raiders (L, 40-32)

- 22 of 43 (51.2%) for 340 yards, 2 TD, 83.5 QB rating.

### Week 6 at Buffalo Bills (W, 26-17)

- 21 of 26 (80.8%) for 225 yards, 2 TD, 128.4 QB rating.
- NFL record fastest QB to pass for 90-career touchdowns (37 games).
- Set Chiefs record with 16 consecutive games with a passing TD.

### Week 7 at Denver Broncos (W, 43-16)

- 15 of 23 (65.2%) for 200 yards, 1 TD, 107.2 QB rating.
- Extended Chiefs record to 17 consecutive games with a passing TD.

### Week 8 vs. New York Jets (W, 35-9)

- 31 of 42 (73.8%) for 416 yards, 5 TD, 144.4 QB rating.
- Extended Chiefs record to 18 consecutive games with a passing TD.
- Chiefs record 10 career games with 4+ passing TDs.
- NFL record 3+ passing TDs and 0 INTs in a half 10 times since 2018, twice as many as the QBs with the next-most (Aaron Rodgers and Tom Brady) (According to NFL Research).
- Earned AFC Offensive Player of the Week.
- Earned FedEx Air Player of the Week.



### Week 9 vs. Carolina Panthers (W, 33-31)

- 30 of 45 (66.7%) for 372 yards, 5 TD, 144.4 QB rating.
- NFL Record fastest quarterback to reach 100-career TD passes - 101 TDs in 40 games.
- Extended Chiefs record to 19 consecutive games with a passing TD.
- Chiefs Record 11 games with 4+ passing TDs.
- Ties NFL record 350+ passing yards, 4+ passing TDs and 0 INTs in back-to-back games (joins QB Tom Brady as the only players to accomplish this in back-to-back weeks in a single season since at least 1950 (According to CBS Sports)).

### Week 11 at Las Vegas Raiders (W, 35-31)

- 34 of 45 (75.6%) for 348 yards, 2 TD, 1 INT, 102.8 QB rating.
- Extended Chiefs record to 20 consecutive games with a passing TD.

### Week 12 at Tampa Bay Buccaneers (W, 27-24)

- 37 of 49 (75.5%) for 462 yards, 3 TD, 124.7 QB rating.
- Extended Chiefs record to 21 consecutive games with a passing TD.
- First player in NFL history with at least 30 completions and 300 passing yards in four consecutive games (NFL Research).
- Joins Dan Marino (six games) as only players with five career games with at least 400 passing yards and three touchdowns, in their first four seasons in NFL history.
- Tied Chiefs record 24 career games with 300+ passing yards.
- Earned FedEx Air Player of the Week.
- Earned NFL Offensive Player of the Month - November.

### Week 13 vs. Denver Broncos (W, 22-16)

- 25 of 40 (62.5%) for 318 yards, 1 TD, 95.6 QB rating.
- Extended Chiefs record to 22 consecutive games with a passing TD.
- Chiefs record 25 career games with 300+ passing yards.

### Week 14 at Miami Dolphins (W, 33-27)

- 24 of 34 (70.6%) for 393 Yards, 2 TD, 3 INT, 91.9 QB rating.
- Extended Chiefs record to 23 consecutive games with a passing TD.
- Extends Chiefs record 26 career games with 300+ passing yards.
- Tied NFL record (PFHOF QB Kurt Warner) 26 career 300-yard games for the most games of at least 300 passing yards a player's first four seasons in league annals.
- Chiefs record 26 career 300-yard games.
- According to NFL Communications, six-straight 315+ passing yards game, tied with QBs Drew Brees (2012-13) and Rich Gannon (2002) for the longest streak in NFL history.



## A HOT START FOR THE YOUNG QUARTERBACK

With 44 games under his belt as a starting quarterback in the National Football League, Chiefs Quarterback Patrick Mahomes has performed at a record-setting pace thus far. The below chart compares Mahomes' first 44 games of his career to some of the game's greatest quarterbacks in their first 44 starts.

Listed are Pro Football HOF QBs Brett Favre, Kurt Warner, Dan Marino, John Elway, Joe Montana, Joe Namath, Troy Aikman, Jim Kelly, Steve Young and Johnny Unitas, along with modern-era QBs Peyton Manning, Tom Brady, Drew Brees and Aaron Rodgers. Among the group, there are 10 Pro Football Hall of Famers, 12 NFL MVP Award winners, 12 Super Bowl champions and 10 Super Bowl MVPs.

### PASSING YARDS (THROUGH FIRST 44 STARTS)

Name	Team	Yards
Patrick Mahomes	KC	13,620
Kurt Warner*	STL	12,927
Dan Marino*	MIA	12,183
Aaron Rodgers	GB	11,715
Peyton Manning	IND	11,327
Joe Namath*	NYJ	11,061
Joe Montana*	SF	10,315
Tom Brady	NE	9,839
Jim Kelly*	BUF	9,771
Brett Favre*	ATL/GB	9,759
Johnny Unitas*	BAL	9,436
Drew Brees	SD	8,935
John Elway*	DEN	8,773
Steve Young*	TB/SF	8,478
Troy Aikman*	DAL	8,420

### PASSING TOUCHDOWNS (THROUGH FIRST 44 STARTS)

Name	Team	TDs
Patrick Mahomes	KC	109
Dan Marino*	MIA	105
Kurt Warner*	STL	98
Johnny Unitas*	BAL	88
Aaron Rodgers	GB	81
Peyton Manning	IND	78
Joe Namath*	NYJ	68
Joe Montana*	SF	66
Brett Favre*	ATL/GB	65
Tom Brady	NE	63
Drew Brees	SD	57
Jim Kelly*	BUF	56
John Elway*	DEN	53
Steve Young*	TB/SF	46
Troy Aikman*	DAL	39



### PASS COMPLETIONS (THROUGH FIRST 44 STARTS)

Name	Team	Comp.
Patrick Mahomes	KC	1,064
Kurt Warner*	STL	967
Aaron Rodgers	GB	952
Peyton Manning	IND	928
Brett Favre*	ATL/GB	929
Tom Brady	NE	913
Dan Marino*	MIA	918
Joe Montana*	SF	900
Drew Brees	SD	820
Jim Kelly*	BUF	804
Joe Namath*	NYJ	738
Troy Aikman*	DAL	727
John Elway*	DEN	721
Steve Young*	TB/SF	651
Johnny Unitas*	BAL	640

### PASSER RATING (THROUGH FIRST 44 STARTS)

Name	Team	Rating
Patrick Mahomes	KC	110.0
Kurt Warner*	STL	103.0
Aaron Rodgers	GB	99.0
Dan Marino*	MIA	97.3
Joe Montana*	SF	89.5
Johnny Unitas*	BAL	87.0
Peyton Manning	IND	84.9
Tom Brady	NE	85.0
Steve Young*	TB/SF	83.8
Drew Brees	SD	82.3
Brett Favre*	ATL/GB	82.4
Jim Kelly*	BUF	81.7
Troy Aikman*	DAL	71.7
John Elway*	DEN	70.6
Joe Namath*	NYJ	66.5

### INTERCEPTIONS (THROUGH FIRST 44 STARTS)

Name	Team	INTs
Patrick Mahomes	KC	23
Aaron Rodgers	GB	29
Steve Young*	SF	34
Joe Montana*	TB/SF	38
Tom Brady	NE	38
Drew Brees	SD	41
Dan Marino*	MIA	46
Jim Kelly*	BUF	45
Brett Favre*	ATL/GB	49
Johnny Unitas*	BAL	52
John Elway*	DEN	53
Troy Aikman*	DAL	55
Kurt Warner*	STL	54
Peyton Manning	IND	55
Joe Namath*	NYJ	84

\* Denotes Pro Football Hall of Famer

## COMEBACK KINGDOM

QB Patrick Mahomes has led his team to an NFL-QB record seven straight come-from-behind wins, each after being down by at least 10 points. He also came back from 10 points down against Denver on 10/1/18.

Date	Team	Deficit	Final Score
12/13/20	at MIA	0-10 (10)	33-27
9/20/20	at LAC	6-17 (11)	23-20 OT
2/2/20*	vs. SF	10-20 (10)	31-20
1/19/20*	vs. TEN	7-17 (10)	35-24
1/12/20*	vs. HOU	0-24 (24)	51-31
9/15/19	at OAK	0-10 (10)	28-10
9/29/19	at DET	0-10 (10)	34-30
10/1/18	at DEN	13-23 (10)	27-23

Mahomes also owns five wins in games his team enters the fourth quarter either trailing or tied.

Date	Team	Deficit Entering Q4	Final Score
9/20/20	at LAC	9-17 (8)	23-30
2/2/20*	vs. SF	10-20 (10)	31-20
9/29/19	at DET	20-23 (3)	34-30
12/9/18	vs. BAL	17-17 (0)	27-24 OT
10/1/18	at DEN	13-20 (7)	27-23

## MISC. OFFENSIVE NOTES

### KELCE LOGS NFL RECORD

Chiefs TE Travis Kelce recorded 103 receptions for 1,336 yards in 2018, which stood as an NFL record for single-season receiving yards by a tight end until later that day when San Francisco TE George Kittle broke his record. Kelce now owns the second-most receiving yards in a single season by a tight end in NFL history.

#### NFL Leaders

##### Single-Season Receiving Yards by a Tight End

Rk.	Tm.	Name	Year	Rec.	Yards	Avg.
1.	SF	George Kittle	2018	88	1,377	15.6
2.	KC	<b>Travis Kelce</b>	<b>2018</b>	<b>103</b>	<b>1,336</b>	<b>13.0</b>
3.	NE	Rob Gronkowski	2011	90	1,327	14.7
4.	NO	Jimmy Graham	2011	99	1,310	13.2
5.	SD	Kellen Winslow	1980	89	1,290	14.5



### EDWARDS-HELAIRE RANKS AMONG LEAGUE'S BEST

Rookie RB Clyde Edwards-Helaire ranks third among all NFL rookies with 724 rushing yards and fourth with 1,017 yards from scrimmage through Week 14 of the 2020 season.

#### NFL LEADERS: ROOKIE RUSHING YARDS

Rk.	Player	Team	Rush. Yds.
1.	James Robinson	JAX	1,035
2.	Jonathan Taylor	IND	759
3.	<b>Clyde Edwards-Helaire</b>	<b>KC</b>	<b>724</b>
3.	Antonio Gibson	WAS	659
5.	Cam Akers	LAR	528

#### NFL LEADERS: ROOKIE YARDS FROM SCRIMMAGE

Rk.	Player	Team	Scrim. Yds.
1.	James Robinson	JAX	1,361
2.	Justin Jefferson	MIN	1,080
3.	Jonathan Taylor	IND	1,045
4.	<b>Clyde Edwards-Helaire</b>	<b>KC</b>	<b>1,017</b>
5.	Antonio Gibson	WAS	892

Edwards-Helaire ranks ninth in the AFC in scrimmage yards this season.

#### AFC LEADERS: YARDS FROM SCRIMMAGE

Rk.	Player	Team	Rush. Yds.
1.	Derrick Henry	TEN	1,641
2.	James Robinson	JAX	1,361
3.	<b>Tyreek Hill</b>	<b>KC</b>	<b>1,280</b>
4.	<b>Travis Kelce</b>	<b>KC</b>	<b>1,250</b>
5.	Stefon Diggs	BUF	1,168
6.	Jonathan Taylor	IND	1,045
7.	Josh Jacobs	LV	1,031
8.	Kareem Hunt	CLE	1,024
9.	<b>Clyde Edwards-Helaire</b>	<b>KC</b>	<b>1,017</b>
10.	Nick Chubb	CLE	977

### KELCE JOINS THE 7,000 CLUB - REC. STREAK

With 109 receiving yards in Kansas City's Week 8 game against the Jets (11/1/20), TE Travis Kelce became just the fourth pass catcher in franchise history to cross the 7,000-yard plateau for their career, now owning 7,715 career receiving yards. He had five 100-yard receiving games in 2018, two in 2019 and six so far in 2020.

#### Chiefs Record Book - Most Receiving Yards, Career

Rk.	Yards	Player	Pos.	Seasons
1.	10,940	Tony Gonzalez	TE	1997-2008
2.	<b>7,715</b>	<b>Travis Kelce</b>	<b>TE</b>	<b>2013-20</b>
3.	7,306	Otis Taylor	WR	1965-75
4.	7,155	Dwayne Bowe	WR	2007-14
5.	6,545	Henry Marshall	WR	1976-87

TE Travis Kelce has recorded at least one pass reception in 108-consecutive games from Week 1 of the 2014 season (Sept. 7, 2014) through Week 14 of the 2020 season, which is good enough for the second-longest streak in franchise history.

#### Chiefs Record Book - Consecutive Games with Reception

Rk.	Games	Player	Years
1.	131	Tony Gonzalez	Dec. 4, 2000 – Dec. 28, 2008
2.	<b>108</b>	<b>Travis Kelce</b>	<b>Sept. 7, 2014 – Present</b>
3.	83	Stephone Paige	Nov. 17, 1985 – Sept. 29, 1991

### KELCE YARDS AFTER CATCH

Since entering the NFL in 2013, Chiefs TE Travis Kelce ranks first among all tight ends in yards after catch.

Rk.	Pos.	Name	Rec.	Yards	YAC
1.	<b>TE</b>	<b>Travis Kelce</b>	<b>597</b>	<b>7,715</b>	<b>3,575</b>
2.	TE	Rob Gronkowski	372	5,705	2,237
3.	TE	Jimmy Graham	476	5,592	2,156
4.	TE	George Kittle	253	3,419	2,005
5.	TE	Zach Ertz	553	5,960	1,946

### FASTEST TO 450 RECEPTIONS & 6,000 YARDS

With 92 receiving yards in Week 11 of the 2019 season, TE Travis Kelce passed the 6,000-career receiving yards plateau. In Week 8 of the 2019 season, Kelce passed the 450-career receptions mark. With 473 receptions and 6,069 receiving yards in 91 career NFL games, Kelce became the fastest tight end in NFL history to reach 450+ receptions and 6,000+ receiving yards.

Tight End	Rec.	Yards	Games
<b>Travis Kelce</b>	<b>473</b>	<b>6,069</b>	<b>91</b>
Kellen Winslow	471	6,022	94
Rob Gronkowski	451	6,797	98
Jimmy Graham	485	6,063	100
Antonio Gates	467	6,069	105

### KELCE OFF THE CHARTS

Chiefs TE Travis Kelce ranks first among all tight ends in receiving yards since Week 1 of the 2016 season and third among all players. Kelce logged 2,565 receiving yards in the 2018 & 2019 seasons, the franchise's second-best mark in consecutive seasons.

#### NFL Leaders (Since Week 1 - 2016)

##### Receiving Yards

Rk.	Pos.	Name	Rec.	Yards	Avg.
1.	<b>TE</b>	<b>Travis Kelce</b>	<b>458</b>	<b>5,978</b>	<b>13.1</b>
2.	TE	Zach Ertz	384	3,936	10.3
3.	TE	George Kittle	253	3,419	13.5
4.	TE	Jared Cook	223	3,016	13.5
5.	TE	Eric Ebron	262	2,921	11.1



## MISC. OFFENSIVE NOTES

### RELIABILITY WITH KELCE

Chiefs TE Travis Kelce's 108 consecutive games with a reception ranks tied for fifth among all active NFL players. Kelce's achievement also ranks as the longest consecutive game mark by a TE in the National Football League.

Rk.	Name	Team	Games	Date
1.	Larry Fitzgerald	ARI	254	Nov. 7, 2004 – Present
2.	Julio Jones	ATL	127	Dec. 4, 2011 – Present
3.	Golden Tate	NYG	126	Oct. 28, 2012 – Present
4.	DeAndre Hopkins	ARI	123	Sept. 9, 2013 – Present
5t.	<b>Travis Kelce</b>	<b>KC</b>	<b>108</b>	<b>Sept. 7, 2014 – Present</b>
	Jarvis Landry	CLE	108	Sept. 14, 2014 – Present
7.	Julian Edelman	NE	92	Nov. 18, 2012 – Present

### PUT IT ON THE BOARD

Since 2018, the Chiefs rank first in the NFL in points scored per game (31.5). The club also ranks first in the NFL in first quarter points scored from 2018-20 (317).

#### NFL LEADERS - POINTS PER GAME (2018-20)

Rk.	Team	Points Per Game
1.	<b>KC</b>	<b>31.5</b>
2.	NO	29.6
3.	BAL	28.5
4.	LAR	27.7
5.	TB	27.2

#### NFL LEADERS - 1Q PTS SCORED (2018-20)

Rk.	Team	1st Q Pts
1.	<b>KC</b>	<b>317</b>
2.	BAL	301
3.	DET	253
4.	GB	250

### DOMINATING THE SECOND QUARTER

Kansas City also led the National Football League with 177 second-quarter points in 2019, eight more than any other team in the NFL.

#### NFL LEADERS: 2Q POINTS SCORED (2019)

Rk.	Team	2nd Q Pts
1.	<b>Kansas City</b>	<b>177</b>
2.	Tampa Bay	169
3.	Baltimore	156
4.	LA Rams	146
5.	New Orleans	140

### RACKING UP THE POINTS

Since Andy Reid was named Head Coach in 2013, the Chiefs have had at least four games each season where they've scored 30 or more points. In 2018, the club scored at least 30 points 12 times, which ranked first in franchise history. Kansas City's output of at least 30 points in seven games in 2019 ranked tied for third in club history. In 2020, the Chiefs have again scored at least 30 points in eight games so far.

#### CHIEFS RECORD BOOK:

##### MOST 30-POINT GAMES, SEASON

Rk.	Games	Seasons
1.	12	2018
2.	8	1966, 2002, 2004, <b>2020</b>
3.	7	1999, 2003, 2019
4.	6	1960, 1967, 2010
5.	5	1962, 1965, 1968, 1983, 1994, 2005, 2006, 2015, 2016, 2017

### MOVING THE CHAINS

Since 2018, the Chiefs rank first in the league in first down percentage with 33.6% of their total offensive plays resulting in a first down.

#### 2018-20 NFL LEADERS, FIRST DOWN PCT.

Rk.	Team	First Down Pct.
1.	<b>KC</b>	<b>33.6</b>
2.	NO	33.0
3.	LAR	32.0

### THIRD DOWN MAGIC

Over the last two seasons, the Chiefs have the highest third down percentage in the NFL, converting 48.1% of their third down attempts.

#### 2019-20 NFL LEADERS, THIRD DOWN PCT.

Rk.	Team	Third Down Pct.
1.	<b>KC</b>	<b>48.1</b>
2.	LV/OAK	46.6
3.	BAL	45.8
4.	LAC	44.4

### BELL AMONG THE ALL-TIME GREATS

Le'Veon Bell has produced 111.6 scrimmage yards per game in his NFL career, the eighth-best average among all players in league history with at least 50 games played. Of the top 10 players in league history, five have been enshrined in the Pro Football Hall of Fame.

#### ALL-TIME NFL LEADERS: YARDS FROM SCRIMMAGE PER GAME

Rk.	Player	Games	Scrim. Yds./Game
1.	Jim Brown*	118	125.5
2.	Billy Sims	60	119.6
3.	Barry Sanders*	153	118.9
4.	Ezekiel Elliott	69	118.0
5.	Christian McCaffrey	51	114.1
6.	Terrell Davis*	78	113.9
7.	Walter Payton*	190	111.9
8.	<b>Le'Veon Bell</b>	<b>86</b>	<b>111.6</b>
9.	Arian Foster	80	110.9
10.	Marshall Faulk*	176	108.8

Bell has been one of the most productive pass-catching running backs in NFL history. Bell ranks third all-time in receptions per game (4.6) and seventh all-time in receiving yards per game (37.9) among running backs with at least 50 games played.

#### ALL-TIME NFL LEADERS: RB RECEPTIONS PER GAME

Rk.	Player	Games	Rec./Game
1.	Christian McCaffrey	51	6.3
2.	Alvin Kamara	58	5.5
3.	<b>Le'Veon Bell</b>	<b>86</b>	<b>4.6</b>
4.	Marshall Faulk*	176	4.4
5.	Larry Centers	198	4.2

#### ALL-TIME NFL LEADERS: RB RECEIVING YARDS PER GAME

Rk.	Player	Games	Rec. Yds./Game
1.	Terry Barr	60	53.3
2.	Christian McCaffrey	51	52.4
3.	Bernie Casey	66	50.6
4.	Alvin Kamara	58	47.7
5.	Bobby Mitchell*	64	44.5
6.	Marshall Faulk*	176	39.1
7.	Doak Walker*	67	37.9
8.	Austin Ekeler	53	37.8
9.	<b>Le'Veon Bell</b>	<b>86</b>	<b>37.6</b>

\*Denotes Pro Football Hall of Famer

## MISC. OFFENSIVE NOTES

### HILL FINDING THE ENDZONE

Chiefs WR Tyreek Hill ranks first among all NFL receivers in overall touchdowns since the start of the 2016 season. Hill has 16 touchdowns (14 receiving, 2 rushing) in 2020.

#### NFL Leaders (2016-20)

##### Overall Touchdowns by a WR

Rk.	Name	Touchdowns
1.	Tyreek Hill	57
2.	Davante Adams	54
3.	Mike Evans	45
4.	DeAndre Hopkins	40
5t.	Antonio Brown	37
	Adam Thielen	37



### SCRIMMAGE YARDS PER GAME LEADERS

Over the last four seasons, the Chiefs rank first in the NFL in scrimmage yards per game.

#### 2017-20 NFL LEADERS - SCRIMMAGE YARDS PER GAME

Rk.	Team	Scrimmage Yards Per Game
1.	KC	411.7
2.	TB	399.1
3.	LAR	398.2
4.	ATL	391.8
5.	NO	389.3

### CHEETAH'S ROOKIE SEASON

As a rookie, WR Tyreek Hill had six receiving TDs in 16 games ranking him tied for first in franchise history for most receiving touchdowns by a rookie. Below is a look at the Chiefs rookie record book for receiving TDs.

Rk.	Player	TD	Season
1t.	Tyreek Hill	6	2016
	Mecole Hardman	6	2019
	Fred Arbanas	6	1962
	Stephone Paige	6	1983
4t.	Chris Burford	5	1960
	Otis Taylor	5	1965
	Bill Jones	5	1990
	Tim Barnett	5	1991
	Dwayne Bowe	5	2007

Hill found a knack for returning punts early in his career. In 2016, the newcomer led the NFL in punt return yards with 592 total yards.

Rk.	Player	Team	Ret.	Yards	Avg.
1.	Tyreek Hill	KC	39	592	15.2
2.	Tavon Austin	LA	44	364	8.3
3.	Jamison Crowder	WAS	27	328	12.1
4.	Jalen Richard	OAK	34	306	9.0
5.	Brandon Tate	BUF	26	301	11.6

• According to ESPN Stats & Info, Hill became the first player with a rushing TD, receiving TD and kick return TD in a single game since Gale Sayers (1965 Bears against Vikings) with his performance against the Denver Broncos on Nov. 27, 2016.

• According to the National Football League, during Hill's kickoff return touchdown vs. Denver on Nov. 27, 2016, Hill reached a maximum speed of 22.77 miles per hour on his TD run, the fastest by a ball carrier in the NFL in 2016. Hill was clocked at 23.24 MPH in a kickoff return against Houston on Sept. 18, 2016, but the play was nullified by penalty.

### HILL'S 50+ PRODUCTION

WR Tyreek Hill owns 21 plays of at least 50 yards with all but two resulting in a touchdown, including five return TDs (4 PR, 1 KR), 12 receiving TDs and two rushing TDs. Below is a list of his 50+ yard plays.

Date	Opp.	50+ Yard Play
Jan. 1, 2017	@ SD	95-yard PR TD
Sept. 9, 2018	@ LAC	91-yard PR TD
Nov. 27, 2016	@ DEN	86-yard KR TD
Oct. 8, 2017	@ HOU	82-yard PR TD
Dec. 3, 2017	@ NYJ	79-yard TD reception
Dec. 8, 2016	OAK	78-yard PR TD
Nov. 29, 2020	@ TB	75-yard TD reception
Oct. 14, 2018	@ NE	75-yard TD reception
Sept. 7, 2017	@ NE	75-yard TD reception
Nov. 19, 2018	@ LAR	73-yard TD reception
Dec. 25, 2016	DEN	70-yard TD rush
Dec. 18, 2016	TEN	68-yard TD rush
Dec. 30, 2018	OAK	67-yard TD reception
Oct. 19, 2017	@ OAK	64-yard TD reception
Dec. 16, 2017	LAC	64-yard TD reception
Sept. 9, 2018	@ LAC	58-yard TD reception
Oct. 17, 2019	@ DEN	57-yard TD reception
Nov. 5, 2017	@ DAL	56-yard TD reception
Sept. 20, 2020	@ LAC	54-yard TD reception
Dec. 24, 2017	MIA	52-yard reception
Oct. 16, 2016	@ OAK	50-yard PR

• The Chiefs are 14-6 in games that Hill records a play of 50+ yards.

• Hill has had one game with two plays of 50+ yards both resulting in touchdowns. In the club's 2018 season opener at Los Angeles, Hill recorded a 91-yard punt return and a 58-yard TD reception. Hill joined Pro Football Hall of Famer Bob Hayes (December 8, 1968 vs. Pittsburgh) and Tavon Austin (November 10, 2013 at Indianapolis) as the only players in NFL history to record a 50+ yard touchdown catch and a 90+ yard punt-return touchdown in a single game. (Credit NFL Stats)

• His 95- and 91-yard punt returns rank first and fourth, respectively, in franchise history. Hill's four career punt return TDs (all were 50+ yards) rank tied for second place in franchise history.

### MAHOMES' SPOT IN NFL RECORD BOOKS

After finishing 2018 with 5,097 passing yards and 50 passing TDs, the signal-caller entered the 2019 season and picked up right where he left off. He made history again in 2020 becoming the fastest QB in the NFL to reach 10,000 passing yards (34 games) and fastest QB to 100 TDs (40 games).

#### NFL RECORD

##### FASTEST TO 9,000 PASSING YARDS AND 75 PASSING TDS:

Rk.	Name	Years	Games
1.	Patrick Mahomes	2017-20	30
2.	Dan Marino	1983-85	34
3.	Kurt Warner	1998-01	35

#### NFL RECORD

##### MOST CONSECUTIVE 300-YARD GAMES (SINGLE SEASON):

Rk.	Name	Year	Games
1t.	Patrick Mahomes	2018	8
	Andrew Luck	2014	8
3t.	Rich Gannon	2002	6
	Kurt Warner	2000	6
	Steve Young	1998	6

#### NFL RECORD

##### FASTEST TO 10,000 PASSING YARDS:

Rk.	Name	Years	Games
1.	Patrick Mahomes	2017-20	34
2.	Kurt Warner	1998-01	36
3.	Matthew Stafford	2009-12	37



## CHIEFS DEFENSIVE NOTES

### CHIEFS TAKEAWAYS UNDER REID

Dating back to 2013 when Chiefs Head Coach Andy Reid arrived in Kansas City, the Chiefs defense ranks first in the NFL when it comes to forcing opponent turnovers, tallying 208 total takeaways.

Rk.	Team	Games	Takeaways
1.	KC	125	208
2.	SEA	125	206
3.	CAR	125	205
4.	LAR	125	201
5.	TB	125	200

### INT RETURN TDS SINCE 2013

The Chiefs have returned 20 of their 129 interceptions for touchdowns since 2013, the most in the NFL over that span.

Rk.	INT TDs	Team
1.	20	Kansas City Chiefs
2t.	16	Houston Texans
	16	Los Angeles Rams
4t.	15	Chicago Bears
	15	Tampa Bay Buccaneers
	15	Pittsburgh Steelers

### INTS SINCE 2013

The Chiefs rank second in the NFL with 129 interceptions since 2013, returning those interceptions for a league-best 2,209 yards and 20 TDs.

Rk.	INTs	Team
1.	131	Buffalo Bills
2.	129	Kansas City Chiefs
3.	128	New England Patriots
4.	121	Cincinnati Bengals
5.	120	Seattle Seahawks

### PASSES DEFENSED

Going back to 2013, the club ranks first in the NFL for most passes defended with 637 passes defended.

Rk.	Team	PD
1.	Kansas City Chiefs	637
2.	Cincinnati Bengals	632
3.	New York Giants	628
4.	Buffalo Bills	625
5.	Denver Broncos	622

### 2020 CHIEFS PRO BOWL PLAYERS & AWARDS

The NFL announced on Dec. 17, 2019 that six members of the Chiefs were selected to participate in the 2020 NFL Pro Bowl.

**Frank Clark (Defensive End) – 1st Nomination**  
**Mecole Hardman (Returner) – 1st Nomination**  
**Tyreek Hill (Wide Receiver) – 4th Nomination**  
**Chris Jones (Defensive Tackle) – 1st Nomination**  
**Travis Kelce (Tight End) – 5th Nomination**  
**Patrick Mahomes (Quarterback) – 2nd Nomination**

#### 2020 IN-SEASON AWARDS

Week	Player	Award
1	RB Clyde Edwards-Helaire	FedEx Ground POW
2	K Harrison Butker	AFC Special Teams POW
3	QB Patrick Mahomes	AFC Offensive POW
7	WR Byron Pringle	AFC Special Teams POW
8	QB Patrick Mahomes	AFC Off. POW/FedEx Air POW
12	WR Tyreek Hill	AFC Player of the Week
12	QB Patrick Mahomes	FedEx Air POW
	QB Patrick Mahomes	AFC Player of the Month - Nov.

### POINTS PER GAME ALLOWED

Dating back to 2013, Kansas City's defense ranks fourth in the NFL in allowing opposing teams to score just 20.3 points per game.

Rk.	Team	PPG
1.	New England Patriots	18.7
2.	Seattle Seahawks	19.6
3.	Baltimore Ravens	20.2
4.	Kansas City Chiefs	20.3
5.	Pittsburgh Steelers	20.7

### OPPONENT PASSER RATING

Since 2013, the Chiefs are holding opposing teams to a 82.5 passer rating, placing the unit second in the NFL during that time span.

Rk.	Passer Rtg	Team
1.	81.0	Buffalo Bills
2.	82.5	Kansas City Chiefs
3.	82.6	Seattle Seahawks
3.	82.7	New England Patriots
5.	84.4	Denver Broncos

### OPPONENT COMPLETION PERCENTAGE

Dating back to 2013, Kansas City's pass defense is allowing opposing quarterbacks to complete just 59.3 percent of passes, ranking first in the NFL.

Rk.	Comp. %	Team
1.	59.3	Kansas City Chiefs
2.	60.4	New England Patriots
3.	61.1	Buffalo Bills
4.	61.2	Baltimore Ravens
5.	61.2	Denver Broncos

### SACK NATION

Since the arrival of Defensive Coordinator Steve Spagnuolo in 2019, the defensive unit has sacked the opposing quarterback 69.0 times.

#### 2019-20 Chiefs Sack Leaders

DT Chris Jones	15.5
DE Frank Clark	13.0
DE Alex Okafor	6.0
DE Tanoh Kpassagnon	5.0
DE Mike Danna	2.5
DT Tershawn Wharton	2.0
LB Anthony Hitchens	2.0
S Tyrann Mathieu	2.0
DE Taco Charlton	2.0
LB Damien Wilson	1.5
DT Mike Pennel	1.0
LB Dorian O'Daniel	1.0
S Armani Watts	1.0
DT Derrick Nnadi	1.0
DT Khalel Saunders	1.0
LB Ben Niemann	1.0
LB Willie Gay	1.0
CB Charvarius Ward	1.0



## CHIEFS DEFENSIVE NOTES

### CHIEFS DEFENSE NO STRANGER TO END ZONE

Below is a look at Kansas City's most recent defensive touchdowns. Kansas City is 123-30-2 (.800) when producing a defensive score. KC is 114-27-1 (.806) when scoring a defensive TD and 14-3-1 (.806) when recording a safety. Kansas City's defense ranks first in the NFL in scoring defense since 2013.

#### Defensive Scores Under Head Coach Andy Reid

Date	Opponent	Defensive Score	Result
10/25/20	@ DEN	S Dan Sorensen 50-yd INT return	W, 43, 16
10/5/20	NE	S Tyrann Mathieu 25-yd INT return	W, 26-10
12/1/19	OAK	S Juan Thornhill 46-yd INT return	W, 40-9
10/17/19	@ DEN	LB Reggie Ragland 5-yd fum return	W, 30-6
9/29/19	@ DET	CB B. Breeland 100-yd fum. return	W, 34-30
12/30/18	OAK	S Dan Sorensen 54-yd INT return	W, 35-3
11/19/18	@ LAR	DE Allen Bailey 2-yd fum. return	L, 51-54
10/21/18	CIN	S Ron Parker 33-yd INT return	W, 45-10
10/7/18	JAX	DL Chris Jones 20-yd INT return	W, 30-14
12/31/17	@ DEN	LB Ramik Wilson 11-yd fum. return	W, 27-24
10/30/17	DEN	CB Marcus Peters 45-yd fum. return	W, 29-19
10/2/17	WAS	LB Justin Houston 13-yd fum. return	W, 29-20
12/4/16	@ ATL	S Eric Berry 37-yd INT return	W, 29-28
11/27/16	@ DEN	LB Justin Houston safety (R. Okung)	W, 30-27
11/13/16	@ CAR	S Eric Berry 42-yd INT return	W, 20-17
10/23/16	NO	S Daniel Sorensen 48-yd INT return	W, 27-21
9/25/16	NYJ	LB Derrick Johnson 55-yd INT return	W, 24-3
12/20/15	@ BAL	CB Marcus Peters 90-yd INT return	W, 34-14
12/20/15	@ BAL	S Tyvon Branch 73-yd fumble return	W, 34-14
12/6/15	@ OAK	S Tyvon Branch 38-yd INT return	W, 34-20
11/22/15	SD	LB Justin Houston 17-yd INT return	W, 33-3
10/11/15	CHI	LB Ramik Wilson FR in endzone	L, 18-17
9/17/15	DEN	CB Marcus Peters 55-yd INT return	L, 31-24
9/29/14	NE	S Husain Abdullah 39-yd INT return	W, 41-14
12/15/13	@ OAK	S Eric Berry 47-yard INT return	W, 56-31
11/3/13	@ BUF	LB Tamba Hali 11-yard fumble return	W, 23-13
11/3/13	@ BUF	CB Sean Smith 100-yd INT return	W, 23-13
10/13/13	OAK	S Husain Abdullah 44-yd INT return	W, 24-7
9/19/13	@ PHI	S Eric Berry 38-yd INT return	W, 26-16
9/8/13	@ JAX	LB Tamba Hali 10-yd INT return	W, 28-2

### DEFENSIVE TD LEADERS SINCE 2015

Since the start of the 2015 season, the Chiefs defensive unit is the league-leader in defensive TDs scored. The Chiefs defense has recorded an NFL-best 14 INT return TDs and ranks third in the league with nine fumbles returned for a TD.

Kansas City has two INT return TDs in the 2020 season.

#### NFL LEADERS: TOTAL DEF. TDs (SINCE 2015)

Rk.	Team	Total TDs	INT TDs	Fum TDs
1.	KC	23	14	9
2.	BAL	20	6	14
3.	TB	19	9	10
4.	LAR	18	11	7
5.	PHI	17	9	8

### OWNING THE THIRD QUARTER

The Chiefs defense ranks first in the NFL with only 15 total third quarter points allowed in the 2020 season. Kansas City has allowed one touchdown in the third quarter this season.

#### NFL LEADERS: 3Q POINTS ALLOWED (2020)

Rk.	Team	Opp. TDs
1.	KC	15
2.	WAS	23
3	LAR	30

### CHIEFS EXCEL WHEN SACKING THE QB

The Chiefs have placed an emphasis on putting pressure on opposing quarterbacks. Kansas City has recorded 6.0 or more team sacks 60 times in team history. In those 60 games, Kansas City has a 54-5-1 (.908) record and has outscored its opponents 1,759-725.

#### Record When Recording 6.0 or More Team Sacks

Date	Opponent	Sacks	Yds	Result
12/4/1960	Houston	7.0	54	W, 24-0
12/18/1960	Buffalo	6.0	37	W, 24-7
9/23/1962	@ Oakland	6.0	67	W, 26-16
12/8/1963	Denver	6.0	47	W, 52-21
12/14/1963	Boston	6.0	54	W, 35-3
11/8/1964	Oakland	7.0	65	W, 42-7
10/31/1965	Oakland	6.0	62	W, 14-7
10/8/1967	Miami	7.0	77	W, 41-0
9/28/1968	@ Miami	6.0	55	W, 48-3
11/10/1968	@ Cincinnati	6.0	35	W, 16-9
12/8/1968	@ San Diego	6.0	61	W, 40-3
12/14/1968	@ Denver	7.0	78	W, 30-7
10/26/1969	Cincinnati	6.0	23	W, 42-22
11/2/1969	@ Buffalo	9.0	93	W, 29-7
9/28/1970	@ Baltimore	7.0	73	W, 44-24
12/6/1970	Denver	6.0	45	W, 16-0
10/1/1972	@ Denver	8.0	63	W, 45-24
11/12/1973	Chicago	6.0	64	W, 19-7
12/2/1973	Cleveland	7.0	50	T, 20-20
9/23/1979	Oakland	7.0	55	W, 35-7
10/5/1980	@ Oakland	6.0	54	W, 31-17
11/13/1983	Cincinnati	7.0	49	W, 20-15
11/27/1983	@ Seattle	6.0	40	L, 48-51 (OT)
9/30/1984	Cleveland	11.0	78	W, 10-6
12/8/1985	Atlanta	7.0	53	W, 38-10
9/21/1986	Houston	7.0	42	W, 27-13
9/23/1990	@ Green Bay	6.0	35	W, 17-3
10/7/1990	@ Indianapolis	7.0	62	L, 19-23
11/11/1990	Seattle	9.0	70	L, 16-17
12/2/1990	@ New England	6.0	44	W, 37-7
10/7/1991	Buffalo	6.0	43	W, 33-6
11/17/1991	Denver	6.0	47	L, 20-24
10/11/1992	Philadelphia	6.0	39	W, 24-17
11/8/1992	San Diego	6.0	56	W, 16-14
12/27/1992	Denver	6.0	56	W, 42-20
10/3/1993	LA Raiders	6.0	46	W, 24-9
10/17/1994	@ Denver	6.0	30	W, 31-28
10/1/1995	@ Arizona	7.0	68	W, 24-3
9/15/1996	@ Seattle	7.0	18	W, 35-17
11/16/1997	Denver	6.0	38	W, 24-22
12/7/1997	Oakland	6.0	45	W, 30-0
12/14/1997	@ San Diego	7.0	34	W 29-7
9/6/1998	Oakland	10.0	58	W, 28-8
12/26/1998	@ Oakland	6.0	44	W, 31-24
9/17/2000	San Diego	6.0	31	W, 42-10
11/26/2000	@ San Diego	6.0	28	L, 16-17
12/10/2000	Carolina	6.0	18	W, 15-14
12/8/2002	St. Louis	7.0	49	W, 49-10
12/4/2011	Chicago	7.0	45	W, 10-3
9/8/2013	@ Jacksonville	6.0	50	W, 28-2
9/19/2013	@ Philadelphia	6.0	34	W, 26-16
10/13/2013	Oakland	9.0	63	W, 24-7
12/8/2013	@ Washington	6.0	31	W, 45-10
10/26/2014	St. Louis	7.0	44	W, 34-7
12/28/2014	San Diego	7.0	42	W, 19-7
11/1/2015	Detroit	6.0	32	W, 45-10
1/3/2016	Oakland	6.0	37	W, 23-17
10/30/2016	@ Indianapolis	6.0	38	W, 30-14
9/17/2017	Philadelphia	6.0	34	W, 27-20
10/17/2019	@ Denver	9.0	79	W, 30-6

## SPECIAL TEAMS NOTES

### BUTKER'S BOOTS

K Harrison Butker's 147 points scored led all NFL players in 2019. He also broke his own franchise record for the most points scored by a K in a single season. Butker's 147 points rank second in club history for the most points scored by any player in a single season (Priest Holmes, 2003; 162), and his 535 points scored in his career rank third in club annals.

#### NFL LEADERS, POINTS SCORED (2019)

Rk.	Pts.	Player	Team
1.	147	Harrison Butker	KC
2.	144	Wil Lutz	NO
3.	141	Justin Tucker	BAL
4.	127	Zane Gonzalez	ARI
5.	124	Matt Gay	TB

#### CHIEFS MOST POINTS, SEASON

Rk.	Pts.	Player	Year
1.	162	Priest Holmes	2003
2.	147	Harrison Butker	2019
3.	144	Priest Holmes	2002
4.	142	Harrison Butker	2017
5.	139	Nick Lowery	1990
6.	137	Harrison Butker	2018

#### CHIEFS MOST POINTS, CAREER

Rk.	Pts.	Player	Year
1.	1,466	Nick Lowery	1983-93
2.	1,231	Jan Stenerud	1967-79
3.	535	Harrison Butker	2017-20
4.	517	Ryan Succup	2009-13
5.	500	Priest Holmes	2001-07

### BUTKER KEEPING PACE

K Harrison Butker owns 535 points in 58 career games, which is the most in NFL history through a kicker's first 58 games.

#### NFL RECORD BOOK: POINTS SCORED, FIRST 58 GAMES

Rk.	Player	Points	Team
1.	Harrison Butker	535	KC
2.	Wil Lutz	495	NO
3.	Justin Tucker	487	BAL
4.	Stephen Gostkowski	478	NE
5.	Dan Bailey	471	MIN

### QUALITY SPECIAL TEAMS PLAY

Over the past eight seasons (2013-20) under Special Teams Coordinator Dave Toub, the Chiefs special teams units have performed consistently. In fact, over that span, the club leads the league in kick return average and ranks second in punt return average. Additionally, the Chiefs have a combined 13 return touchdowns, which also ranks first in the NFL.

Rk.	Team	KR	Yds.	Avg.	TDs
1.	Kansas City	312	7,892	25.3	6
2.	Baltimore	257	6,438	25.1	4
3.	Cincinnati	304	7,462	24.5	2
4.	Minnesota	287	7,035	24.5	5
5.	Indianapolis	268	6,527	24.4	2

Rk.	Team	PR	Yds.	Avg.	TDs
1.	Baltimore	260	2,704	10.4	4
2.	Kansas City	301	3,108	10.3	8
3.	Minnesota	227	2,224	9.8	4
4.	Detroit	227	2,183	9.6	6
5.	New England	273	2,595	9.5	2

Rk.	Team	PR TDs	KR TDs	Tot TDs
1.	Kansas City	8	6	14
2t.	Minnesota	4	5	9
	Philadelphia	5	4	9
4t.	Baltimore	4	4	8
	Detroit	6	2	8

### CONSISTENT COVERAGE WITH TOUB

Since his arrival in 2013, Chiefs Special Teams Coordinator/Assistant Head Coach Dave Toub has had tremendous success with his coverage units.

#### FEWEST RETURN TDS ALLOWED SINCE 2013

Rk.	Team	PR/KR TDs
1.	Atlanta	0
2t.	Kansas City	1
	Dallas	1
	New England	1

Toub's two return TDs allowed since the 2010 season ranks second among all active Special Teams Coordinators who have led special teams units since the 2010 season.

#### FEWEST RETURN TDS ALLOWED SINCE 2010 (ACTIVE STC)

Rk.	STC	Team	TDs
1.	Keith Armstrong	TB/ATL	1
2.	Dave Toub	KC/CHI	2
3.	Danny Crossman	MIA/BUF/DET	4
5.	Chris Tabor	CHI/CLE	6

#### TOUB - RETURN TDS ALLOWED SINCE 2004 (FEWEST IN NFL)

Date	Type	Opponent
12/25/05	PR	Green Bay
9/30/07	KR	Detroit
9/19/10	PR	Dallas
9/29/20	KR	Baltimore



### HILL MAKING HISTORY

Chiefs wide receiver and return specialist Tyreek Hill has a knack for finding the end zone when teams kick to him. In 72 career games played, he has returned five kicks for scores. Below is where he ranks in team history.

#### CHIEFS RECORD BOOK: CAREER RETURNS FOR TDS

Rk.	Player	PR	KR	Total
1.	Dante Hall	5	6	11
2.	Tamarick Vanover	4	4	8
3	Tyreek Hill	4	1	5
4.	J.T. Smith	4	0	4
5.	Dexter McCluster	3	0	3



## 2020 OFFSEASON NOTES

### MAHOMES SIGNS DECADE-LONG EXTENSION

The Kansas City Chiefs made several moves in the offseason to keep key members of the Super Bowl team in the Kingdom long-term, starting with signing quarterback and MVP of Super Bowl LIV Patrick Mahomes to a 10-year contract extension.

At 24 years and 138 days, Mahomes became the third-youngest player and youngest quarterback in NFL history to be named Super Bowl MVP. He is also the youngest player to ever win an NFL MVP and a Super Bowl title. In 31-career games, Mahomes has completed 724-of-1,099 passes (65.9%) for 9,412 yards and 76 touchdowns. He is the fastest quarterback in NFL history to reach the milestones of 9,000+ career passing yards and 75+ passing touchdowns, doing so in his first 30 games. Mahomes also ranks first in career postseason passing touchdowns (13) and second in career postseason passing yards (1,474) in franchise history. The 10-year extension now brings Mahomes under contract in Kansas City for the next 12 seasons.

"This is a significant moment for our franchise and for the Chiefs Kingdom," Chiefs Chairman and CEO Clark Hunt said. "Since he joined the Chiefs just a few years ago, Patrick has developed into one of the most prolific athletes in all of sports. With his dynamic play and infectious personality, he is one of the most recognized and beloved figures to put on the Chiefs uniform. He's an extraordinary leader and a credit to the Kansas City community, and I'm delighted that he will be a member of the Chiefs for many years to come."

"Getting this deal done has been a priority for us for quite a while now," Chiefs General Manager Brett Veach said. "I'd like to thank Chris Cabott and Leigh Steinberg for their efforts and patience, along with Brandt Tillis and Chris Shea on my staff. I'd also like to recognize Clark Hunt, Mark Donovan and Coach Reid who have all been incredibly supportive while we've worked through the details. I've said from the beginning that Patrick is one of the most impressive players I've ever scouted, but I don't think anyone could have envisioned everything he's brought to our football team and community. His abilities are so rare, and to couple that with an incredible personality is outstanding. We're going to continue to do everything we can to surround him with talent, and this deal provides us more flexibility to do that. He's obviously an integral part to our success and we're thrilled he's going to be the quarterback of the Kansas City Chiefs for a long time."

"I've had the privilege of coaching a lot of incredible athletes and special people in my career, and Patrick is without question on that list of players," Chiefs Head Coach Andy Reid said. "The best part is he's still early in his career. He's a natural leader and always grinding, whether that's on the field, in the weight room or watching film, he wants to be the best. He's a competitor and his teammates feed off his energy. He makes us all better as an organization and we are blessed he's going to be our quarterback for years to come."

"The support Chiefs Kingdom has shown me has been tremendous since the day I got drafted. The fact that they've been behind me and supported me has been truly special and it's a one-of-a-kind-thing. I knew the moment I stepped on Arrowhead's field that this was the place I wanted to be for my entire career," Mahomes said. "I think I've reiterated that my entire career that I've been here and can't wait."



### CHIEFS EXTEND JONES AND KELCE

The Kansas City Chiefs locked up two more central pieces of the Super Bowl squad by reaching agreements to extend the contracts of both DT Chris Jones and TE Travis Kelce. Jones is now under contract for the next four seasons and Kelce will be a member of the Chiefs for the next six.

Entering his fifth season in the NFL, Jones has made his mark as one of the premier defensive linemen in the league and a focal point of the Chiefs defense. In 2019, Jones registered 9.0 sacks to lead the Chiefs defense for the second-consecutive season and was selected to the Pro Bowl for the first time in his career.

"I'd like to thank Chris and his representatives, Jason and Michael Katz for their efforts in getting this deal done," Chiefs GM Brett Veach said. "Chris is an elite defensive tackle in our league, and there is no better example of that than his impact in our Super Bowl LIV victory. He's a passionate player and guy who loves Kansas City. He wanted to be here with us, and it was a priority for us to keep him here. We're really excited to lock him up for years to come."



Entering his eighth season in the NFL and with the Chiefs, the All-Pro TE Kelce has already cemented himself as one of the most prolific offensive weapons in franchise history and is on his way to becoming one of the greatest tight ends to ever play the game. His 6,465 receiving yards are the most for any tight end through their first seven seasons in the league. He's also the fastest tight end in NFL history to 500 catches – doing so in just 95 games – and with another 1,000-yard campaign in 2019, Kelce became the only tight end in history to reach the milestone in four-straight seasons.

Following the deal, Andy Reid made note of Kelce's growth both on the field and as a leader in the locker room. "Just the fact that he's been voted a playoff captain the last couple of years - three years I think - probably says everything," Reid said. "Everyone here has watched him grow before their eyes - fans included. Still though, he comes to work every day wanting to get better, so you love that part of him. He brings energy every day. I've been lucky enough coaching his brother and they're both that way. They're wired where they want to be the best, but yet they enjoy playing the game like no other—like you're playing in the backyard type-thing."

"It's a beautiful thing when you have ownership that trusts in you and wants to make change with you in terms of the season and the community," Kelce said. "On top of that, going out there and playing football with guys that come to work every single day and fight their tail off for you. It's a beautiful thing. This community - Kansas City - I love you, and I'm thankful I'm going to be here for the next six years."



## 2020 KANSAS CITY CHIEFS DRAFT CLASS

**RB Clyde Edwards-Helaire** was selected by the Chiefs as the final pick of the first round of the 2020 NFL Draft (32nd overall) out of Louisiana State University. In his final season at LSU, Edwards-Helaire tallied 1,414 yards and 16 touchdowns plus another 453 yards through the air in 2019, averaging 6.58 yards-per-rush while racking up seven 100-yard rushing games on the team's journey to an undefeated national championship season. He was a 2019 Paul Hornung Award finalist and was named first-team All-SEC as a running back and second-team as a returner.

**LB Willie Gay** was taken in the second round as the 63rd overall selection out of Mississippi State to bolster the Chiefs defense. The six-foot-one, 243-pound Gay tallied 76 tackles and 9.0 tackles-for-loss over his last two seasons for the Bulldogs (18 games), contributing to a takeaway in seven of his final nine contests between 2018-19.

**OL Lucas Niang** rounded out the Day 2 picks for the Chiefs, as Kansas City selected Niang in the third round with the 96th overall selection out of Texas Christian University. The six-foot-six, 315-pound Niang was a three-year starter at right tackle for the Horned Frogs and never allowed a sack in his 27 career starts, earning Second-Team All-Big 12 honors in 2018. Niang elected to opt out of the 2020 season.

**DB L'Jarius Sneed** was selected in the fourth round as the 138th overall pick out of Louisiana Tech University. The six-foot-tall, 192-pound Sneed was a three-year starter for the Bulldogs, tallying 28 passes-defensed, eight interceptions and three pick-sixes during his career. He moved from corner to safety for the 2019 season and received second-team All-Conference USA recognition.

**DE Mike Danna** was chosen by the Chiefs with the 177th overall pick in the fifth round out of the University of Michigan. Danna tallied 104 tackles, 28 tackles-for-loss and four forced fumbles across three seasons at Central Michigan before transferring to Michigan in 2019. He went on to record 38 tackles, three tackles-for-loss and a forced fumble for the Wolverines.

**CB BoPete Keyes** was selected with the 237th overall pick as the Chiefs traded back into the seventh round to acquire the Tulane University product. Keyes was a two-year starter at Tulane, tallying 85 tackles, 18 passes defended and two interceptions in 24 games (23 starts) over the last two seasons. The six-foot-one, 202-pound defensive back was an All-American Athletic Conference Honorable Mention selection in 2019, posting a career-high 47 tackles and six pass-breakups.



## CONTINUITY IN THE KINGDOM

The Kansas City Chiefs are set to return 18-of-22 starters from Super Bowl LIV for the Run It Back Tour in the 2020-21 season. This marks the most continuity by a defending Super Bowl championship team since 2000 when the Rams returned 18 starters from their Super Bowl XXXIV campaign.

The eight returning starters on offense are: QB Patrick Mahomes, FB Anthony Sherman, WR Tyreek Hill, WR Sammy Watkins, TE Travis Kelce, T Eric Fisher, C Austin Reiter and T Mitchell Schwartz.

The ten returning starters on defense are: DE Tanoh Kpassagnon, DT Chris Jones, DT Derrick Nnadi, DE Frank Clark, LB Anthony Hitchens, LB Damien Wilson, CB Charvarius Ward, CB Bashaud Breeland, S Daniel Sorensen and S Tyrann Mathieu.

## CHIEFS KINGDOM FIGHTS FOR ITS RIGHT TO PARTY

The Kansas City Chiefs celebrated their Super Bowl LIV win with their fans in a parade through downtown Kansas City followed by a rally at Union Station in February.



It was a glorious day for Chiefs Kingdom filled with confetti and cheers, and a day which Chiefs Chairman and CEO Clark Hunt said in his ring ceremony speech that he would "always remember as one of the greatest days of my life."



Thousands of fans embraced the winter weather in the spirit of TE Travis Kelce's famous words after winning the AFC Championship Game, quoting the Beastie Boys, "You've gotta fight for your right to party!" After the Super Bowl victory in Miami, he amended that to "You've gotta fight for your right to Lombardi!" which became a motto for the parade.



## NEW TO THE KINGDOM

Since the beginning of 2020, the Kansas City Chiefs signed a number of players to bolster the roster heading into the regular season.

Pos.	Name	Last Team	How Acquired
S	Tedric Thompson	Seattle	Signed
G	Kelechi Osemele	N.Y. Jets	Signed
DE	Taco Charlton	Miami	Signed
P	Tommy Townsend	UDFA	Signed
TE	Ricky Seals-Jones	Cleveland	Signed
CB	Antonio Hamilton	N.Y. Giants	Signed
T	Mike Remmers	N.Y. Giants	Signed
OL	Yasir Durant	UDFA	Signed
DT	Tershawn Wharton	UDFA	Signed
C	Daniel Kilgore	San Francisco	Signed



## CHIEFS ALL-TIME YEAR-BY-YEAR RESULTS

YEAR	PRESEASON	REG. SEASON	PLAYOFFS
1960	6-0	8-6	0-0
1961	4-1	6-8	0-0
1962	2-3	11-3	1-0
1963	3-2	5-7-2	0-0
1964	4-1	7-7	0-0
1965	3-2	7-5-2	0-0
1966	4-0	11-2-1	1-1 (S.B. loss)
1967	4-1	9-5	0-0
1968	4-1	12-2	0-1
1969	6-0	11-3	3-0 (S.B. win)
1970	4-3	7-5-2	0-0
1971	4-1-1	10-3-1	0-1
1972	5-2	8-6	0-0
1973	2-4	7-5-2	0-0
1974	3-3	5-9	0-0
1975	3-3	5-9	0-0
1976	2-4	5-9	0-0
1977	3-3	2-12	0-0
1978	2-2	4-12	0-0
1979	3-1	7-9	0-0
1980	3-1	8-8	0-0
1981	1-3	9-7	0-0
1982	2-1-1	3-6	0-0
1983	2-2	6-10	0-0
1984	1-3	8-8	0-0
1985	3-1	6-10	0-0
1986	2-2	10-6	0-1
1987	4-1	4-11	0-0
1988	2-1-1	4-11-1	0-0
1989	1-3	8-7-1	0-0
1990	1-3	11-5	0-1
1991	2-2	10-6	1-1
1992	1-3	10-6	0-1
1993	3-1	11-5	2-1
1994	2-3	9-7	0-1
1995	3-1	13-3	0-1
1996	3-1	9-7	0-0
1997	1-3	13-3	0-1
1998	2-3	7-9	0-0
1999	2-2	9-7	0-0
2000	0-4	7-9	0-0
2001	2-2	6-10	0-0
2002	3-1	8-8	0-0
2003	3-2	13-3	0-1
2004	1-3	7-9	0-0
2005	0-4	10-6	0-0
2006	2-2	9-7	0-1
2007	0-4	4-12	0-0
2008	2-2	2-14	0-0
2009	0-4	4-12	0-0
2010	1-3	10-6	0-1
2011	0-4	7-9	0-0
2012	1-3	2-14	0-0
2013	2-2	11-5	0-1
2014	1-3	9-7	0-0
2015	4-0	11-5	1-1
2016	2-2	12-4	0-1
2017	2-2	10-6	0-1
2018	2-2	12-4	1-1
2019	1-3	12-4	3-0 (S.B. win)
2020	0-0	12-1	0-0

## OWNERSHIP OF 50+ YEARS

The Chiefs are one of only six current NFL franchises that have been owned by the same individual family for over 50 years.

Ownership	Franchise	Years
Halas Family	Chicago Bears	99
Bidwill Family	Arizona Cardinals	88
Rooney Family	Pittsburgh Steelers	87
Hunt Family	Kansas City Chiefs	61
Adams Family	Tennessee Titans	61
Ford Family	Detroit Lions	57



## THE FIRST LADY OF FOOTBALL

Norma Hunt continues to play an integral part of the Chiefs in Kansas City. She owns the distinction of being the only woman known to have attended all 54 Super Bowls and was selected to preside over the coin toss at Super Bowl XLI along with Pro Football Hall of Fame quarterback Dan Marino. She is involved in numerous philanthropic and civic efforts in Kansas City and Texas. Her late husband, Lamar Hunt, was the guiding force behind the formation of the Kansas City Chiefs and the American Football League and was inducted into the Pro Football Hall of Fame in 1972. He, with the help of his family, coined the term "Super Bowl."

Hunt, along with her daughter-in-law Tavia Hunt and granddaughters Gracie and Ava Hunt, all participate in the NFL Women's Apparel advertising campaigns. The Hunts have been featured alongside other female NFL leaders such as Charlotte Jones Anderson (Dallas Cowboys Executive Vice President/Chief Brand Officer and NFL Foundation chair), Suzanne Johnson (wife of New York Jets owner Woody Johnson) and Tanya Snyder (wife of Washington Redskins owner Dan Snyder).







**CHIEFS FANS SET WORLD RECORD**



On Monday, Sept. 29, 2014, Kansas City defeated the New England Patriots 41-14, and Chiefs fans set a Guinness World Record for Loudest Crowd Roar at a Sports Stadium (Outdoors). Chiefs fans reached a peak decibel reading of 142.2 as Guinness World Records adjudicator Philip Robertson monitored the sound levels. The mark was set early in the contest while the club was on defense. The Arrowhead Stadium record passed the old record of 137.5 decibels and broke Seattle's record of 137.6. The Chiefs still hold the record five years later.



**TOP CROWDS AT ARROWHEAD**

(Regular Season and Playoffs)

Date	Opponent	Attendance
Oct. 2, 2000	Seattle	82,893*
Nov. 5, 1972	Oakland	82,094
Sept. 11, 1994	San Francisco	79,907
Sept. 17, 1972	Miami	79,829
Nov. 23, 2006	Denver	79,484
Sept. 22, 1996	Denver	79,439
Oct. 26, 1998	Pittsburgh	79,431
Oct. 9, 1995	San Diego	79,288
Sept. 8, 1996	Oakland	79,281
Nov. 10, 1996	Green Bay	79,281
Oct. 7, 1996	Pittsburgh	79,189
Jan. 11, 2004	Indianapolis	79,159

**THE ARROWHEAD ADVANTAGE**

"The fans, they're phenomenal. 142.2 decibels, I never thought I would be fired up (for) decibel levels but I'm fired up for them. My ears are still ringing. I mean it was loud, loud down there. Like incredibly loud."


- Chiefs Head Coach Andy Reid

"One hundred percent. Whenever you can go out in pregame warmups and feed on the energy because the fans are there packing the stadium that early, it truly is special. We feed off that the entire game. There's not an empty seat in the stands and I know there won't be an empty seat in Arrowhead this week. I'm excited just to be in front of that crowd playing this AFC Championship."

- Chiefs QB Patrick Mahomes

"A legendary environment like that at Arrowhead Stadium is something else. We're excited about it, we respect it, we realize that the environment is an issue and an element of play and it's something that we need to be prepared for and ultimately combat."

- Steelers Head Coach Mike Tomlin



## THE ORIGIN OF SUPER BOWL & SUPER BOWL IV

Lamar Hunt left an indelible mark on professional football. While Hunt made many lasting contributions to the game, part of his legacy will be his “accidental” naming of pro football’s most important contest, the Super Bowl. As the story has been told and retold over the years, some of the facts have gotten lost along the way. Here are some of the most important elements of the tale in how the Super Bowl got its name...



- After the AFL-NFL merger was announced in June of 1966, Commissioner Pete Rozelle appointed a committee consisting of himself, Lamar Hunt (Kansas City), Tex Schramm (Dallas) and two other owners from each league (AFL & NFL) to firm up the details of the merger agreement.
- At one of those initial merger meetings, there was a discussion about the date of the game. As the committee discussed the championship game (which ultimately became referenced as the Super Bowl), there was some confusion on whether the parties were discussing the respective AFL and NFL title games or the game between the two leagues. It was then that Hunt first recalled saying, “You know, the last game, the final game . . . the Super Bowl.”
- The “inspiration” for Hunt’s whimsical suggestion was the high-bouncing “Super Ball” produced by the Wham-O company. Lamar’s wife, Norma, had previously purchased one for each of the Hunt children (Lamar Jr., Clark and Sharron) and the toy had become somewhat of a craze in the Hunt household and many other homes across the country.
- Hunt was later quoted as saying, “Nobody ever said let’s make that the name of the game. Far from it, we all agreed it was far too corny to be the name of the new title game.”
- In a letter from Hunt to Rozelle on July 25, 1966, Hunt urged the commissioner to “coin a phrase” for the title game between the two leagues. In the letter, Hunt said, “I have kiddingly called it the Super Bowl, which can obviously be improved upon.”
- Rozelle agreed with Hunt’s suggestion since he had a particular disdain for the term “super.” According to longtime NFL executive Don Weiss, Rozelle was a former PR man who had a keen appreciation of grammar. In Rozelle’s book, “super” was the equivalent of “gee whiz” or “neat.” He believed that the term “Super Bowl” had no sophistication whatsoever.
- Rozelle was initially inclined to call the game the “Pro Bowl,” but that moniker was already assigned to the NFL’s annual all-star contest.
- In the years leading up to the merger, many members of the media had billed a possible championship match-up between the two rival leagues as a “World Series of Football,” but Rozelle clearly did not want to have his game associated with baseball.
- After much consternation and debate, Rozelle eventually dubbed the title contest between the two leagues as “The AFL-NFL World Championship Game.” However, Hunt’s whimsical, off-the-cuff comment had taken root. In the weeks leading up to the game, headline writers had already adapted Hunt’s two-word title over the much more verbose official moniker for the game. The TV networks billed the game as “Super Sunday” and even NFL Films tagged their film reels as being designated for the “Super Bowl.”
- After the first two “AFL-NFL World Championship Games,” the term “Super Bowl” was officially adopted by Commissioner Rozelle and the NFL. The first game to officially be designated as the Super Bowl at the time it was played was Super Bowl III between the AFL’s Jets and the NFL’s Colts. The first two championship games were retroactively named Super Bowls I & II.

### CHIEFS HOFERS FROM SB IV

Prior to Super Bowl LIV, it had been 50 years since the Kansas City Chiefs played in a Super Bowl (IV). That game served as the final AFL-NFL World Championship Game in the history of professional football. The spectacle at Tulane Stadium in New Orleans, La., helped pave the way for the eventual AFL-NFL merger later that year (1970).

In all, 17 members from both the Chiefs and the Vikings that took part in Super Bowl IV were later inducted into the Pro Football Hall of Fame in Canton, Ohio, including both head coaches, Hank Stram and Bud Grant, as well as Chiefs Founder Lamar Hunt and Vikings General Manager Jim Finks. For the Chiefs, 10 members of the Super Bowl IV Championship were later enshrined into the hallowed halls in Canton.

- LB/DE Bobby Bell
- DT Buck Buchanan
- DT Curley Culp
- QB Len Dawson
- LB Willie Lanier
- S Johnny Robinson
- K Jan Stenerud
- CB Emmitt Thomas
- Head Coach Hank Stram
- Chiefs Founder Lamar Hunt



### A LIFETIME OF SUNDAYS

The National Football League celebrated its 100th season in 2019, marking a century of thrills, unforgettable moments and a cultural phenomenon that has evolved into America’s favorite sport. And through it all – from the AFL-NFL merger back in 1966 to Super Bowl LIV – four incredible women have been there every step of the way. That’s the focus of NFL Films’ documentary “A Lifetime of Sundays,” which traces the rich history of the league through the perspectives of four female owners integral to the sport’s growth: the Kansas City Chiefs’ Norma Hunt, the Chicago Bears’ Virginia Halas McCaskey, the Detroit Lions’ Martha Ford and the Pittsburgh Steelers’ Patricia Rooney. It’s a one-of-a-kind glimpse into the lives of those who helped make the NFL what it is today.

“This whole process over the last year and a half has been so special,” said Chiefs Chairman & CEO Clark Hunt. “I’m so glad for my mom and the other three women that these stories are being told, because each one of them has a unique perspective on the history and the development of the National Football League.”





## CHIEFS FIT GYM



The Kansas City Chiefs are bringing a new fitness center concept to the Kansas City area in the spring of 2021, with the announcement of Chiefs Fit, a state-of-the-art health and wellness facility that will be located at Regency Park Shopping Center near 93rd and Metcalf in Overland Park, Kansas.

Chiefs Kingdom and fitness enthusiasts alike will have access to approximately 37,000 square feet of state-of-the-art fitness and recovery equipment. This signature facility will feature a strength and conditioning area with new Chiefs-branded free weights, machines and cardio equipment, an indoor turf field and a recovery facility that features cryotherapy treatment, hydromassage machines, recovery systems, a sauna, spray tan booths and full-amenity locker rooms. Group fitness classes and personal training services will also be offered at Chiefs Fit, and to stay on top of nutrition and apparel, the space will include a fuel station and a retail shop that features Chiefs Fit branded gear.

Chiefs Fit will feature the same health and safety protocols used at Arrowhead Stadium which are designed to keep members and guests safe. The facility is being built with sanitization in mind, including touchless water fillers, approved Air PHX HVAC ventilation and will undergo the social distancing, cleaning and sanitization best practices recommended by the Centers for Disease Control and Prevention (CDC). In addition, the facility will comply with all state and local orders that govern the operation of gyms and fitness facilities for as long as those orders remain in place during the ongoing pandemic.

"We're extremely excited to announce Chiefs Fit and can't wait for this venture to be up and running in a few short months," Chiefs President Mark Donovan said. "We have continued to focus on health and wellness over the past couple of years, and not just for our players, coaches and staff. This focus has included looking for ways to promote health and wellness to our fans and in our community, and we think that having a state-of-the-art fitness center with our brand, paired with the best staff, equipment and services, will provide a truly one-of-a-kind experience for workout enthusiasts of all walks of life throughout the Kansas City area."

The community-wide health, wellness and fitness project is a joint effort in partnership with M6 Football and its founder and chairman, Mark Mastrov, who is the founder and former chairman of 24 Hour Fitness, which he sold in 2014. Mastrov, along with the M6 Football team, has successfully launched multiple gyms in partnership with NFL franchises, including ventures with the San Francisco 49ers, the Dallas Cowboys, the Chicago Bears, the Cleveland Browns and the Houston Texans.

Membership information will be announced in January and enrollment will open at the same time, with the gym set to open in the spring. Designed for fitness enthusiasts of all levels – from elite athletes to weekend warriors – Chiefs Fit will offer amenities for the whole family. The first 500 people to join as Chiefs Fit Founding Members will secure a lifetime reduced rate and will receive a founding member kit that includes a branded Nike hat, t-shirt and mask.

For more information about Chiefs Fit or to sign up for membership and enrollment specials, please visit [www.chiefsfit.com](http://www.chiefsfit.com). Follow Chiefs Fit on the official social media channels, @ChiefsFit on Twitter, @ChiefsFit on Instagram, and Chiefs Fit on Facebook.

## TRAVIS KELCE NOMINATED FOR MAN OF THE YEAR



The Kansas City Chiefs announced that TE Travis Kelce was named the team's nominee for the prestigious Walter Payton NFL Man of the Year Award presented by Nationwide.

"Being nominated as the Chiefs Walter Payton NFL Man of the Year is one of the greatest honors of my professional career," Kelce said. "This team and this community have been an incredibly important part of my life for the past eight years, and I'm humbled because there are so many players who are also doing so much to serve others and are deserving of this recognition. The 87 & Running Foundation began to help disadvantaged youth by mentoring and motivating them to explore and develop their abilities and aspire beyond their circumstances. I'm extremely proud of the work we've done and want to thank my foundation team for their dedication and the Chiefs for their support of this important work. What I've accomplished on the field alongside my teammates over the years – especially last year – means so much more knowing that what has been accomplished off of the field is making a difference in the lives of others here in Kansas City and in my hometown of Cleveland Heights."

This summer, Kelce announced his largest contribution yet to Operation Breakthrough, a massive \$500,000 donation to purchase a building adjacent to the current facility, which will be transformed into the Ignition Lab: Powered by 87 & Running. At the time of the gift, Kelce noted his goal was to eliminate barriers that prevented teenagers from the urban core from exploring future careers in the STEM sectors. The Ignition Lab will help Operation Breakthrough serve youth up to the age of 18, after they would have traditionally aged out of Operation Breakthrough's services and resources past the age of 14. Additionally, Kelce has made multiple other financial gifts in Kansas City and in Ohio, especially as the agencies he works with were hit hard by the current pandemic. He gave nearly \$140,000 in donations to Operation Breakthrough in Kansas City and the Heights Foundation in Ohio to help both groups navigate the challenges created by COVID-19.

## CWO DRIVE FOR OPERATION BREAKTHROUGH

The Chiefs Women's Organization provided new holiday gifts to 38 families in need this year in partnership with Operation Breakthrough. The mission of Operation Breakthrough is to provide a safe, loving and educational environment for children in poverty and to empower their families through advocacy, emergency aid and education. Operation Breakthrough cares each weekday for more than 650 children, ages 6 weeks to 14 years. They also provide educational programs, healthcare, parent programs and emergency services to the children and families they serve.





# 2020 NFL STANDINGS

## AFC East

Team	W	L	T	PCT	PF	PA	Home	Road	AFC	NFC	DIV	Streak
Buffalo	10	3	0	.769	359	321	6-1-0	4-2-0	7-2-0	2-1-0	4-0-0	Won 3
Miami	8	5	0	.615	330	245	4-3-0	4-2-0	5-4-0	3-1-0	2-2-0	Lost 1
New England	6	7	0	.462	277	279	4-2-0	2-5-0	5-4-0	1-3-0	2-1-0	Lost 1
N.Y. Jets	0	13	0	.000	183	393	0-7-0	0-6-0	0-10-0	0-3-0	0-5-0	Lost 13

## AFC North

Team	W	L	T	PCT	PF	PA	Home	Road	AFC	NFC	DIV	Streak
x-Pittsburgh	11	2	0	.846	349	237	6-1-0	5-1-0	8-1-0	4-0-0	4-0-0	Lost 2
Cleveland	9	4	0	.692	348	368	5-2-0	4-2-0	6-4-0	2-1-0	2-3-0	Lost 1
Baltimore	8	5	0	.615	363	273	3-3-0	5-2-0	5-5-0	2-0-0	3-2-0	Won 2
Cincinnati	2	10	1	.198	244	338	2-4-0	0-6-1	2-7-0	0-2-1	0-4-0	Lost 5

## AFC South

Team	W	L	T	PCT	PF	PA	Home	Road	AFC	NFC	DIV	Streak
Tennessee	9	4	0	.692	390	336	4-3-0	5-1-0	7-4-0	2-0-0	4-1-0	Won 1
Indianapolis	9	4	0	.692	372	300	4-2-0	5-2-0	5-4-0	2-1-0	2-2-0	Won 2
Houston	4	9	0	.308	295	359	2-4-0	2-5-0	3-6-0	1-3-0	2-2-0	Lost 2
Jacksonville	1	12	0	.077	261	383	1-6-0	0-6-0	1-9-0	0-2-0	1-4-0	Lost 12

## AFC West

Team	W	L	T	PCT	PF	PA	Home	Road	AFC	NFC	DIV	Streak
y-Kansas City	12	1	0	.923	403	281	5-1-0	7-0-0	10-1-0	2-0-0	4-1-0	Won 8
Las Vegas	7	6	0	.538	350	391	2-4-0	5-2-0	5-4-0	2-2-0	3-1-0	Lost 1
Denver	5	8	0	.385	257	347	2-4-0	3-4-0	4-5-0	1-3-0	1-3-0	Won 1
L.A. Chargers	4	9	0	.308	297	362	3-4-0	1-5-0	3-6-0	1-3-0	0-3-0	Won 1

## NFC East

Team	W	L	T	PCT	PF	PA	Home	Road	NFC	AFC	DIV	Streak
Washington	6	7	0	.462	287	275	3-3-0	3-4-0	4-5-0	2-3-0	3-2-0	Won 4
N.Y. Giants	5	8	0	.385	238	291	2-4-0	3-4-0	4-7-0	1-1-0	3-2-0	Lost 1
Philadelphia	4	8	1	.346	277	328	3-3-1	1-5-0	4-5-0	0-2-1	2-2-0	Won 1
Dallas	4	9	0	.308	298	400	2-4-0	2-5-0	3-6-0	0-2-0	1-3-0	Won 1

## NFC North

Team	W	L	T	PCT	PF	PA	Home	Road	NFC	AFC	DIV	Streak
y-Green Bay	10	3	0	.769	410	323	5-1-0	5-2-0	8-2-0	2-1-0	4-1-0	Won 3
Minnesota	6	7	0	.462	333	355	3-4-0	3-3-0	4-5-0	2-2-0	3-1-0	Lost 1
Chicago	6	7	0	.462	282	291	3-4-0	3-3-0	5-5-0	1-2-0	1-3-0	Won 1
Detroit	5	8	0	.385	310	389	1-5-0	4-3-0	4-6-0	1-2-0	1-4-0	Lost 1

## NFC South

Team	W	L	T	PCT	PF	PA	Home	Road	NFC	AFC	DIV	Streak
x-New Orleans	10	3	0	.769	368	265	5-1-0	5-2-0	8-2-0	3-1-0	5-0-0	Lost 1
Tampa Bay	8	5	0	.615	370	294	4-3-0	4-2-0	5-4-0	2-1-0	2-2-0	Won 1
Atlanta	4	9	0	.308	328	322	2-5-0	2-4-0	2-8-0	2-1-0	1-3-0	Lost 2
Carolina	4	9	0	.308	307	332	2-5-0	2-4-0	3-6-0	0-3-0	1-4-0	Lost 2

## NFC West

Team	W	L	T	PCT	PF	PA	Home	Road	NFC	AFC	DIV	Streak
L.A. Rams	9	4	0	.692	325	246	5-1-0	4-3-0	8-2-0	1-2-0	2-2-0	Won 2
Seattle	9	4	0	.692	393	324	6-1-0	3-3-0	6-3-0	3-1-0	2-2-0	Won 1
Arizona	7	6	0	.538	358	303	3-3-0	4-3-0	5-4-0	0-2-0	2-2-0	Won 1
San Francisco	5	8	0	.385	300	311	1-6-0	4-2-0	3-6-0	2-2-0	2-2-0	Lost 2

## CHIEFS CLAIM LAMAR HUNT TROPHY FOR FIRST TIME IN FRANCHISE HISTORY



**CHIEFS CLAIM LAMAR HUNT TROPHY, SUPER BOWL BOUND:** For the first time in franchise history, the Chiefs secured the Lamar Hunt Trophy as the AFC champions. In doing so, Kansas City advances to the Super Bowl for the third time in franchise annals. It marks the first time since the 1969 season that the team will play in the NFL's championship game.

**COLD KICKOFF:** Sunday's kickoff temperature of 17 degrees was the fifth-coldest kickoff temp at Arrowhead Stadium since 1994. The kickoff wind chill was 5 degrees, tying for the sixth-coldest wind chill at kickoff at Arrowhead since 1994.

### CHIEFS RECORD BOOK

#### COLDEST KICKOFF TEMPS, ARROWHEAD STADIUM, SINCE 1994

1.	1	Dec. 18, 2016 vs. Tennessee	L	17-19
2.	9	Dec. 17, 2000 vs. Denver	W	20-7
3.	10	Dec. 21, 2008 vs. Miami	L	31-38
4.	15	Dec. 19, 2004 vs. Denver	W	45-17
5.	17	Jan. 19, 2020 vs. Tennessee	W	35-24

**MAHOMES MOVES UP POSTSEASON CHARTS:** QB Patrick Mahomes finished the game with 23 completions on 35 attempts for 294 passing yards and three passing touchdowns, good for a 120.4 passer rating.

Mahomes now has 1,188 passing yards in four postseason contests, moving him into third place on the Chiefs all-time postseason passing chart. According to ESPN Stats & Info, Mahomes is the first player in Chiefs franchise history to ever record multiple passing touchdowns and a rushing touchdown in a postseason game.

Mahomes owns 11 career postseason passing touchdowns, the most in franchise history. His three touchdown passes against Tennessee are tied for third in the Chiefs postseason record book for touchdowns in a single game (Joe Montana three vs. Houston, Jan. 16, 1994; Patrick Mahomes three vs. New England, Jan. 20, 2019). His 23 completions tonight give him 89 career postseason completions while his 35 attempts give him 142 career postseason attempts, both ranking third in franchise history.

### CHIEFS RECORD BOOK

#### MOST PASSING YARDS, POSTSEASON, CAREER

1.	1,497	Len Dawson (8 games)	1962-75
2.	1,250	Alex Smith (5 games)	2013-17
3.	1,188	Patrick Mahomes (4 games)	2017-19
4.	1,014	Joe Montana (4 games)	1993-94
5.	454	Dave Krieg (4 games)	1992-93

### CHIEFS RECORD BOOK

#### MOST TOUCHDOWN PASSES, POSTSEASON, CAREER

1.	11	Patrick Mahomes (4 games)	2017-19
2.	9	Alex Smith (5 games)	2013-17
3.	7	Len Dawson (8 games)	1962-75
4.	6	Joe Montana (4 games)	1993-94
5t.	2	Steve DeBerg (3 games)	1988-91
	2	Dave Krieg (4 games)	1992-93
	2	Trent Green (2 games)	2001-06

### CHIEFS RECORD BOOK

#### MOST PASSES COMPLETED, POSTSEASON, CAREER

1.	120	Alex Smith (5 games)	2013-17
2.	107	Len Dawson (8 games)	1962-75
3.	89	Patrick Mahomes (4 games)	2017-19
4.	85	Joe Montana (4 games)	1993-94
5.	33	Dave Krieg (4 games)	1992-93

### CHIEFS RECORD BOOK

#### MOST PASS ATTEMPTS, POSTSEASON, CAREER

1.	188	Len Dawson (8 games)	1962-75
2.	185	Alex Smith (5 games)	2013-17
3.	142	Patrick Mahomes (3 games)	2017-19
4.	141	Joe Montana (4 games)	1993-94
5.	64	Dave Krieg (4 games)	1992-93

**MAHOMES SCRAMBLES TO THE ENDZONE:** QB Patrick Mahomes scored his second-career postseason rushing touchdown in Sunday's game on a 27-yard scramble. Mahomes scored a career tying high two

## AFC CHAMPIONSHIP GAME NOTES: TENNESSEE TITANS

rushing touchdowns in the regular season. He rushed for a team-high 53 yards and one rushing touchdown in Sunday's game.

**HILL FINDS THE ENDZONE TWICE:** WR Tyreek Hill recorded his first multi-touchdown game in the postseason against the Titans, scoring on eight- and 20-yard passes from QB Patrick Mahomes. Hill owns three career postseason touchdowns (two receiving, one rushing). With 67 receiving yards in Sunday's game, Hill now has 303 receiving yards and 25 receptions in the postseason, both ranking as the fourth-most in Chiefs postseason history. Hill finished the game with five receptions for 67 yards and two receiving touchdowns. With his two receiving touchdowns coming in the first half of Sunday's AFC Championship Game, Hill and TE Travis Kelce (three TDs in first half vs. Houston, 1/12/20) become the first pair of teammates to each record a playoff game with multiple first-half receiving touchdowns in a single postseason since Colts wide receivers Marvin Harrison and Brandon Stokley accomplished the feat in the 2003 NFL postseason.

### CHIEFS RECORD BOOK

#### MOST RECEIVING YARDS, POSTSEASON, CAREER

1.	589	Travis Kelce (8 games)	2013-19
2.	481	Otis Taylor (7 games)	1965-75
3.	363	J.J. Birden (8 games)	1990-94
4.	303	Tyreek Hill (6 games)	2016-19
5.	266	Keith Cash (6 games)	1992-96

### CHIEFS RECORD BOOK

#### MOST PASS RECEPTIONS, POSTSEASON, CAREER

1.	46	Travis Kelce (8 games)	2013-19
2t.	27	Otis Taylor (7 games)	1965-75
	27	J.J. Birden (8 games)	1990-94
4.	25	Tyreek Hill (6 games)	2016-19
5.	21	Keith Cash (6 games)	1992-96

**WILLIAMS RUSHES IN:** RB Damien Williams scored his third rushing touchdown of the 2019 postseason and fifth-career postseason rushing touchdown on a three-yard rush in Sunday's game. Williams owns four total touchdowns (three rushing, one receiving) in the 2019 postseason and eight total postseason touchdowns (five rushing, three receiving) with the Chiefs. His eight total touchdowns in the postseason are the most in team history, while his five rushing touchdowns in the postseason are also the most in franchise history. With 45 rushing yards in Sunday's game, Williams now owns 251 career postseason rushing yards, the second-most in Chiefs history. His 48 postseason points are the most in team annals. Williams finished the game with 17 rushes for 45 rushing yards and five receptions for 44 receiving yards with one rushing touchdown.

### CHIEFS RECORD BOOK

#### MOST TOUCHDOWNS, POSTSEASON, CAREER

1.	8	Damien Williams (4 games)	2018-19
2.	5	Travis Kelce (8 games)	2013-19
3t.	3	Marcus Allen (6 games)	1993-97
	3	Mike Garrett (6 games)	1966-70
	3	Knile Davis (3 games)	2013-16

### CHIEFS RECORD BOOK

#### MOST RUSHING TOUCHDOWNS, POSTSEASON, CAREER

1.	5	Damien Williams (4 games)	2018-19
2t.	3	Marcus Allen (6 games)	1993-97
	3	Mike Garrett (6 games)	1966-70

### CHIEFS RECORD BOOK

#### MOST RUSHING YARDS GAINED, POSTSEASON, CAREER

1.	386	Marcus Allen (6 games)	1993-97
2.	251	Damien Williams (4 games)	2018-19
2.	208	Wendell Hayes (5 games)	1968-74
4.	197	Barry Word (4 games)	1990-92
5.	186	Mike Garrett (6 games)	1966-70

### CHIEFS RECORD BOOK

#### MOST POINTS, POSTSEASON, CAREER

1.	48	Damien Williams (4 games – 8 TDs)	2018-19
2.	37	Nick Lowery (8 games – 8 FGs, 13 PATs)	1980-93
3.	35	Jan Stenerud (5 games – 9 FGs, 8 PATs)	1967-79
4.	31	Harrison Butker (5 games – 3 FGs, 22 PATs)	2017-19
5.	30	Travis Kelce (8 games – 5 TDs)	2018-19

**WATKINS HAULS IN LONG TOUCHDOWN:** WR Sammy Watkins hauled in a 60-yard touchdown pass from QB Patrick Mahomes, marking his first-career postseason touchdown. Watkins notched is second-career 100-yard receiving postseason game Sunday, logging 114 receiving yards on seven receptions. His 114 receiving yards ties his postseason single-game high (114 vs. New England, 1/20/19). He joins TE Travis Kelce as the only other Chiefs player in franchise history to record multiple 100-yard receiving games.

**KPASSAGNON TAKES DOWN TANNEHILL TWICE:** DE Tanoh Kpassagnon recorded his first-career postseason sacks in Sunday's game, taking down Titans QB Ryan Tannehill for a losses of eight and two yards. He finished the game with two solo tackles for loss, two quarterback hits and one pass defended in addition to his 2.0 sacks.

**CLARK SACKS TANNEHILL:** DE Frank Clark took down Titans QB Ryan Tannehill for a loss of 17 yards in Sunday's game, marking his fourth sack of the 2019 postseason. Clark's 4.0 sacks with the Chiefs in the postseason are tied for the fourth-most in franchise history with LB Justin Houston. Clark finished Sunday's game with four tackles (one solo), one tackle for loss and one quarterback hit in addition to his sack.

### CHIEFS RECORD BOOK

#### MOST SACKS, POSTSEASON, CAREER

1t.	6.5	Derrick Thomas (10 games)	1989-99
	6.5	Neil Smith (9 games)	1988-96
3.	5.0	Aaron Brown (6 games)	1966-72
4t.	4.0	Frank Clark (2 games)	2019
	4.0	Justin Houston (7 games)	2011-19
6.	3.0	Albert Lewis (6 games)	1983-93

**COLQUITT SETS CHIEFS POSTSEASON RECORD:** With his appearance in Sunday's game, P Dustin Colquitt has played in 11 career postseason games with Kansas City, the most in franchise history. He punted three times for 122 yards (40.7 gross, 31.0 net). Colquitt owns the most punts in the postseason and the top punting average in team history for punters with at least 20 postseason punts with 1,838 punting yards on 41 punts, good for a 44.8 average.

### CHIEFS RECORD BOOK

#### MOST GAMES PLAYED, POSTSEASON, CAREER

1.	11	Dustin Colquitt	2005-19
2.	10	John Alt	1984-96
		Tim Grunhard	1990-00
		Dave Szott	1990-00
		Derrick Thomas	1989-99

### CHIEFS RECORD BOOK

#### MOST PUNTS, POSTSEASON, CAREER

1.	41	Dustin Colquitt (11 games)	2005-19
2.	39	Jerrel Wilson (7 games)	1963-77
3.	38	Bryan Barker (7 games)	1990-93
4.	11	Louie Aguiar (3 games)	1994-98

### CHIEFS RECORD BOOK

#### HIGHEST PUNTING AVERAGE, POSTSEASON, CAREER (20 PUNTS)

1.	44.8	Dustin Colquitt (11 games: 1,838-41)	2005-19
2.	44.6	Jerrel Wilson (7 games: 1,693-39)	1963-77
3.	42.4	Bryan Barker (7 games: 1,613-38)	1990-93

**CHIEFS SCORING POSTSEASON POINTS:** With 35 points in Sunday's game, the Chiefs become the first team since the 2017 Philadelphia Eagles to score at least 35 points in multiple playoff games in a single postseason run. The last team to accomplish the feat prior to the 2017 Eagles was the 2003 Indianapolis Colts.





**CHIEFS WIN SUPER BOWL LIV:** For the second time in franchise history, the Chiefs secured the Lombardi Trophy as Super Bowl champions. The 31-20 Super Bowl LIV victory over the San Francisco 49ers marked the first time the Chiefs have clinched the Lombardi Trophy since the 1969 season when Kansas City beat the Minnesota Vikings 23-7.

**MAHOMES WINS SUPER BOWL LIV MVP:** QB Patrick Mahomes finished the game with 26 completions on 42 attempts for 286 passing yards and two touchdowns, good for a 78.1 passer rating. Mahomes now has 1,474 passing yards in five postseason contests, moving him into second place on the Chiefs all-time postseason passing chart. Mahomes owns 13 career postseason passing touchdowns, the most in franchise history. Mahomes added a one-yard rushing touchdown in the first quarter of the game, marking the Chiefs first score of Super Bowl LIV. Mahomes owns two rushing touchdowns for the 2019 postseason and three for his postseason career. His three-career postseason rushing touchdowns are tied for the third-most postseason rushing touchdowns in franchise history with RBs Marcus Allen and Mike Garrett and are also tied for third-most overall touchdowns in Chiefs history. Mahomes finished the game with 29 rushing yards on nine attempts.

#### CHIEFS RECORD BOOK

##### MOST PASSING YARDS, POSTSEASON, CAREER

1.	1,497	Len Dawson (8 games)	1962-75
2.	1,474	Patrick Mahomes (5 games)	2017-19
2.	1,250	Alex Smith (5 games)	2013-17
4.	1,014	Joe Montana (4 games)	1993-94
5.	454	Dave Krieg (4 games)	1992-93

#### CHIEFS RECORD BOOK

##### MOST TOUCHDOWN PASSES, POSTSEASON, CAREER

1.	13	Patrick Mahomes (5 games)	2017-19
2.	9	Alex Smith (5 games)	2013-17
3.	7	Len Dawson (8 games)	1962-75
4.	6	Joe Montana (4 games)	1993-94
5t.	2	Steve DeBerg (3 games)	1988-91
	2	Dave Krieg (4 games)	1992-93
	2	Trent Green (2 games)	2001-06

#### CHIEFS RECORD BOOK

##### MOST RUSHING TOUCHDOWNS, POSTSEASON, CAREER

1.	6	Damien Williams (5 games)	2018-19
2t.	3	Patrick Mahomes (5 games)	2017-19
3		Marcus Allen (6 games)	1993-97
	3	Mike Garrett (6 games)	1966-70

#### CHIEFS RECORD BOOK

##### MOST TOUCHDOWNS, POSTSEASON, CAREER

1.	10	Damien Williams (5 games)	2018-19
2.	5	Travis Kelce (8 games)	2013-19
3t.	3	Patrick Mahomes (5 games)	2017-19
	3	Marcus Allen (6 games)	1993-97
	3	Mike Garrett (6 games)	1966-70
	3	Knile Davis (3 games)	2013-16
	3	Tyreek Hill (6 games)	2016-19

**WILLIAMS FINDS THE ENDZONE TWICE:** RB Damien Williams scored twice in the Super Bowl LIV victory, the first coming on a five-yard pass from QB Patrick Mahomes and again in the final minutes of the game on a 38-yard touchdown run that sealed the win. Williams owns six total touch-

downs for the 2019 postseason (four rushing, two receiving) and 10 overall postseason touchdowns for his career with Kansas City (six rushing, four receiving). His 10 total touchdowns in the postseason are the most in team history, while his six rushing touchdowns in the postseason are also the most in franchise history. His four receiving touchdowns in the postseason with Kansas City are second-most in Chiefs history. With 104 rushing yards in the game, Williams now owns 355 career postseason rushing yards, the second-most in Chiefs history. Williams becomes the only Chiefs player in franchise history to record multiple 100-yard rushing games in the postseason. His 60 postseason points are the most in team annals. He added four receptions for 29 receiving yards.

#### CHIEFS RECORD BOOK

##### MOST TOUCHDOWNS, POSTSEASON, CAREER

1.	10	Damien Williams (5 games)	2018-19
2.	5	Travis Kelce (9 games)	2013-19
3t.	3	Patrick Mahomes (5 games)	2017-19
	3	Marcus Allen (6 games)	1993-97
	3	Mike Garrett (6 games)	1966-70
	3	Knile Davis (3 games)	2013-16
	3	Tyreek Hill (6 games)	2016-19

#### CHIEFS RECORD BOOK

##### MOST RUSHING TOUCHDOWNS, POSTSEASON, CAREER

1.	6	Damien Williams (5 games)	2018-19
2t.	3	Patrick Mahomes (5 games)	2017-19
	3	Marcus Allen (6 games)	1993-97
	3	Mike Garrett (6 games)	1966-70

#### CHIEFS RECORD BOOK

##### MOST RECEIVING TOUCHDOWNS, POSTSEASON, CAREER

1.	6	Travis Kelce (9 games)	2013-19
2.	4	Damien Williams (5 games)	2018-19

#### CHIEFS RECORD BOOK

##### MOST RUSHING YARDS GAINED, POSTSEASON, CAREER

1.	386	Marcus Allen (6 games)	1993-97
2.	355	Damien Williams (5 games)	2018-19
3.	208	Wendell Hayes (5 games)	1968-74
4.	197	Barry Word (4 games)	1990-92
5.	186	Mike Garrett (6 games)	1966-70

#### CHIEFS RECORD BOOK

##### MOST POINTS, POSTSEASON, CAREER

1.	60	Damien Williams (5 games – 10 TDs)	2018-19
2.	38	Harrison Butker (6 games – 4 FGs, 26 PATs)	2017-19
3.	37	Nick Lowery (8 games – 8 FGs, 13 PATs)	1980-93
4.	36	Travis Kelce (9 games – 6 TDs)	2018-19
5.	35	Jan Stenerud (5 games – 9 FGs, 8 PATs)	1967-79

**BREELAND TAKES IT AWAY:** CB Bashaud Breeland recorded his first-career postseason interception in the game, picking off 49ers QB Jimmy Garoppolo at the 43-yard line and returning it one yard. Breeland's interception marked the Chiefs first interception of the 2019 postseason. He finished the game with a team-high seven tackles (six solo), including two for loss, one pass defensed and one interception.

**KELCE FINDS THE ENDZONE:** TE Travis Kelce scored his fourth receiving touchdown of the 2019 postseason on a one-yard pass from QB Patrick



Mahomes. Kelce owns six career-receiving touchdowns in the postseason, the most in franchise history. His six touchdowns in the postseason are the second-most overall touchdowns in postseason history. Kelce owns 36 total postseason points, the fourth-most in franchise history. He finished the game with 43 receiving yards on six receptions with one touchdown.

#### CHIEFS RECORD BOOK

##### MOST RECEIVING TOUCHDOWNS, POSTSEASON, CAREER

1.	6	Travis Kelce (9 games)	2013-19
2.	4	Damien Williams (5 games)	2018-19

#### CHIEFS RECORD BOOK

##### MOST TOUCHDOWNS, POSTSEASON, CAREER

1.	10	Damien Williams (5 games)	2018-19
2.	6	Travis Kelce (9 games)	2013-19
3t.	3	Patrick Mahomes (5 games)	2017-19
3		Marcus Allen (6 games)	1993-97
	3	Mike Garrett (6 games)	1966-70
	3	Knile Davis (3 games)	2013-16
	3	Tyreek Hill (6 games)	2016-19

#### CHIEFS RECORD BOOK

##### MOST POINTS, POSTSEASON, CAREER

1.	60	Damien Williams (5 games – 10 TDs)	2018-19
2.	38	Harrison Butker (6 games – 4 FGs, 26 PATs)	2017-19
3.	37	Nick Lowery (8 games – 8 FGs, 13 PATs)	1980-93
4.	36	Travis Kelce (9 games – 6 TDs)	2018-19
5.	35	Jan Stenerud (5 games – 9 FGs, 8 PATs)	1967-79

**CLARK TAKES DOWN GAROPPOLO:** DE Frank Clark notched his fifth sack of the postseason in the win, taking down 49ers QB Jimmy Garoppolo for a loss of nine yards. Clark's 5.0 career sacks with Kansas City in the postseason are tied for the third-most in Chiefs history with DE Aaron Brown. Clark finished game with one tackle for loss, two quarterback pressures and 1.0 sack.

**FULLER TAKES IT AWAY:** CB Kendall Fuller recorded his first-career post-season interception in the game, picking off 49ers QB Jimmy Garoppolo at the Kansas City 41-yard line to seal the Chiefs Super Bowl LIV victory. Fuller finished the game with four tackles (three solo), two passes defended and one interception.

**COLQUITT CONTINUES POSTSEASON APPEARANCE CLIMB:** With his appearance in Super Bowl LIV, P Dustin Colquitt has played in 12 career postseason games with Kansas City, the most in franchise history. He punted two times for 100 yards (50.0 gross, 40.0 net). Colquitt owns the most punts in the postseason and the top punting average in team history for punters with at least 20 postseason punts with 1,938 punting yards on 43 punts, good for a 45.1 average.

#### CHIEFS RECORD BOOK

##### MOST GAMES PLAYED, POSTSEASON, CAREER

1.	12	Dustin Colquitt	2005-19
2t.	10	John Alt	1984-96
		Tim Grunhard	1990-00
		Dave Szott	1990-00
		Derrick Thomas	1989-99
6t.	9	Dan Saleaumua	1989-96
		Tracy Simien	1991-97
		Neil Smith	1988-96
		Travis Kelce	2013-19
		Daniel Sorensen	2014-19

#### CHIEFS RECORD BOOK

##### MOST PUNTS, POSTSEASON, CAREER

1.	43	Dustin Colquitt (12 games)	2005-19
2.	39	Jerrel Wilson (7 games)	1963-77
3.	38	Bryan Barker (7 games)	1990-93
4.	11	Louie Aguiar (3 games)	1994-98

#### CHIEFS RECORD BOOK

##### HIGHEST PUNTING AVERAGE, POSTSEASON, CAREER (20 PUNTS)

1.	45.1	Dustin Colquitt (12 games: 1,938-43)	2005-19
2.	44.6	Jerrel Wilson (7 games: 1,693-39)	1963-77
3.	42.4	Bryan Barker (7 games: 1,613-38)	1990-93

**BUTKER SETS PERSONAL POSTSEASON RECORD:** With seven points (one FG, four PATs) in the game, K Harrison Butker owns 21 points for the 2019 postseason, the most of his career. He owns 38 total postseason points, the second-most in Chiefs postseason history. His 26 PATs are the most in franchise history.

#### CHIEFS RECORD BOOK

##### MOST POINTS, POSTSEASON, CAREER

1.	60	Damien Williams (5 games – 10 TDs)	2018-19
2.	38	Harrison Butker (6 games – 4 FGs, 26 PATs)	2017-19
3.	37	Nick Lowery (8 games – 8 FGs, 13 PATs)	1980-93
4.	36	Travis Kelce (9 games – 6 TDs)	2018-19
5.	35	Jan Stenerud (5 games – 9 FGs, 8 PATs)	1967-79

#### CHIEFS RECORD BOOK

##### MOST POINTS AFTER TOUCHDOWN, POSTSEASON, CAREER

1.	26	Harrison Butker (6 games – 27 att.)	2017-19
2.	13	Nick Lowery (8 games – 14 att.)	1980-93
3.	8	Jan Stenerud (5 games – 8 att.)	1967-79
4.	6	Ryan Succop (2 games – 8 att.)	2009-13
		Cairo Santos (3 games – 6 att.)	2014-17



## THE CROWN JEWEL OF CHIEFS KINGDOM



The Chiefs 2019 World Championship ring, produced by Jostens for Super Bowl LIV, is full of symbolism, as well as nods to the team's history, in addition to highlighting the club's title journey last season.

Made out of 10 karat white and yellow gold, there are a total of 255 diamonds and 36 genuine rubies for a total of 10.5 carats of gemstones.



### 50-YEAR FLASHBACK

Much has changed in since 1970 when the Chiefs won Super Bowl IV following the 1969 season. In the 50 years since the franchise's first NFL championship, Super Bowl ring designs have been one of the things that's seen a drastic change. Also designed by Jostens, below is a look at the club's Super Bowl IV ring.

The ring features a large, round one-carat diamond set in the center of a football shape with 10 additional smaller diamonds around its perimeter. A larger red stone serves as the backdrop. "Kansas City Chiefs 1969 World Champions" appears around the stone. Other features of the ring are an AFL logo, the teams and final scores of the AFL title game and the Super Bowl. Also, '62, '66 and '69 are listed as recognition for the team's three AFL titles, among other features.





# CHIEFS IN THE POSTSEASON

## CHIEFS PLAYOFF APPEARANCES BY THE NUMBERS

World Championships .....	2 (1969, 2019)
AFL Championships .....	3 (1962, 1966, 1969)
AFC Championships .....	1 (2019)
AFL West Champs .....	3 (1962, 1966, 1968)
AFC West Champs .....	11 (1971, 1993, 1995, 1997, 2003, 2010, 2016, 2017, 2018, 2019, 2020)
Total Playoff Games .....	32
All-Time Playoff Record .....	13-19
Years in Playoffs .....	23 (includes 2020)
Most Consecutive Playoff Appearances .....	6 (2015-20 and 1990-95)
Current Streak of Consecutive Appearances .....	6 (2015-20)



## GAME-BY-GAME RESULTS



DATE	OPPONENT	GAME	RESULT
12/23/62	Houston	1962 AFL Championship	W, 20-17 (OT)
1/1/67	Buffalo	1966 AFL Championship	W, 31-7
1/15/67	Green Bay	Super Bowl I	L, 10-35
12/22/68	Oakland	1968 AFL Divisional	L, 6-41
12/20/69	N.Y. Jets	1969 AFL Divisional	W, 13-6
1/4/70	Oakland	1969 AFL Championship	W, 17-7
1/11/70	Minnesota	Super Bowl IV (New Orleans)	W, 23-7
<b>12/25/71</b>	<b>Miami</b>	<b>1971 AFC Divisional</b>	<b>L, 24-27 (2 OT)</b>
12/28/86	N.Y. Jets	1986 AFC Wild Card	L, 15-35
1/5/91	Miami	1990 AFC Wild Card	L, 16-17
<b>12/28/91</b>	<b>L.A. Raiders</b>	<b>1991 AFC Wild Card</b>	<b>W, 10-6</b>
1/5/92	Buffalo	1991 AFC Divisional	L, 14-37
1/2/93	San Diego	1992 AFC Wild Card	L, 0-17
<b>1/8/94</b>	<b>Pittsburgh</b>	<b>1993 AFC Wild Card</b>	<b>W, 27-24 (OT)</b>
1/16/94	Houston	1993 AFC Divisional	W, 28-20
1/23/94	Buffalo	1993 AFC Championship	L, 13-30
12/31/94	Miami	1994 AFC Wild Card	L, 17-27
<b>1/7/96</b>	<b>Indianapolis</b>	<b>1995 AFC Divisional</b>	<b>L, 7-10</b>
<b>1/4/98</b>	<b>Denver</b>	<b>1997 AFC Divisional</b>	<b>L, 10-14</b>
<b>1/11/04</b>	<b>Indianapolis</b>	<b>2003 AFC Divisional</b>	<b>L, 31-38</b>
1/6/07	Indianapolis	2006 AFC Wild Card	L, 8-23
<b>1/9/11</b>	<b>Baltimore</b>	<b>2010 AFC Wild Card</b>	<b>L, 7-30</b>
1/4/14	Indianapolis	2013 AFC Wild Card	L, 44-45
1/9/16	Houston	2015 AFC Wild Card	W, 30-0
1/16/16	New England	2015 AFC Divisional	L, 20-27
<b>1/15/17</b>	<b>Pittsburgh</b>	<b>2016 AFC Divisional</b>	<b>L, 16-18</b>
<b>1/6/18</b>	<b>Tennessee</b>	<b>2017 AFC Wild Card</b>	<b>L, 21-22</b>
<b>1/12/19</b>	<b>Indianapolis</b>	<b>2018 AFC Divisional</b>	<b>W, 31-13</b>
<b>1/20/19</b>	<b>New England</b>	<b>2018 AFC Championship</b>	<b>L, 31-37 (OT)</b>
<b>1/12/20</b>	<b>Houston Texans</b>	<b>2019 AFC Divisional</b>	<b>W, 51-31</b>
<b>1/19/20</b>	<b>Tennessee Titans</b>	<b>2019 AFC Championship</b>	<b>W, 35-24</b>
2/2/20	San Francisco 49ers	Super Bowl LIV (Miami)	W, 31-20

- Bold Denotes Home Games

HOME RECORD IN POSTSEASON: 5-8 (Last Win Jan. 19, 2020 vs. Titans)

AWAY RECORD IN POSTSEASON: 6-10 (Last Win Jan. 9, 2016 at Houston)

SUPER BOWLS (NEUTRAL SITE): 2-1 (Last Win Feb. 2, 2020 in Miami)

\*The Chiefs franchise was located in Dallas and known as the Texans from 1960-62.

## RECORD VS. ALL PLAYOFF OPPONENTS

TEAM	RECORD	LAST MEETING	RESULT
Baltimore	0-1	'10 AFC Wild Card	L, 7-30
Buffalo	1-2	'93 AFC Championship	L, 30-13
Denver	0-1	'97 AFC Divisional	L, 10-14
Green Bay	0-1	Super Bowl I	L, 10-35
Oilers/Titans	3-1	'19 AFC Championship	W, 35-24
Houston Texans	2-0	'19 AFC Divisional	W, 51-31
Indianapolis	1-4	'18 AFC Divisional	W, 31-13
Miami	0-3	'94 AFC First Round	L, 27-17
Minnesota	1-0	Super Bowl IV	W, 23-7
New England	0-2	'18 AFC Championship	L, 31-37 (OT)
N.Y. Jets	1-1	'86 AFC Wild Card	L, 35-15
Oakland/LA Raiders	2-1	'91 AFC First Round	W, 10-6
Pittsburgh	1-1	'16 AFC Divisional	L, 16-18
San Diego	0-1	'92 AFC First Round	L, 17-0
San Francisco	1-0	Super Bowl LIV	W, 31-20



SUPER BOWL LIV

# CHAMPIONS



**CUMULATIVE STATS & GAME SUMMARIES**

NOV 12, LOST 1										* RUSHING										No.	Yds	Avg	Long	TD
09/10	W	34-20	Houston		15,895	Edwards-Helaire		167	724	4.3	31	4												
09/20	W	23-20	OT at L.A. Chargers			Mahomes		52	250	4.8	21	2												
09/28	W	34-20	at Baltimore			Bell LG		60	236	3.9	16	1												
10/05	W	26-10	New England		12,729	Bell TM		41	162	4.0	16	1												
10/11	L	32-40	Las Vegas		13,311	T. Hill		12	122	10.2	32t	2												
10/19	W	26-17	at Buffalo			Darre. Williams		26	118	4.5	13t	1												
10/25	W	43-16	at Denver		5,314	D. Thompson		13	52	4.0	14	0												
11/01	W	35- 9	N.Y. Jets		11,932	Hardman		2	16	8.0	13	0												
11/08	W	33-31	Carolina		12,073	Washington TM		3	5	1.7	3	0												
11/22	W	35-31	at Las Vegas			Watkins		1	3	3.0	3	0												
11/29	W	27-24	at Tampa Bay		15,950	Sherman		2	2	1.0	2	0												
12/06	W	22-16	Denver		12,578	Henne		5	-2	-.4	1t	1												
12/13	W	33-27	at Miami		13,057	TEAM		324	1452	4.5	32t	11												
12/20			at New Orleans			OPPONENTS		358	1669	4.7	65	1												
12/27			Atlanta			* RECEIVING		No.	Yds	Avg	Long	TD												
01/03			L.A. Chargers			Kelce		90	1250	13.9	45	9												
				K.C.	Opp.	T. Hill		77	1158	15.0	75t	14												
TOTAL FIRST DOWNS				322	286	Robinson		35	352	10.1	28	2												
Rushing				84	96	Edwards-Helaire		35	293	8.4	26	1												
Passing				212	159	Hardman		33	489	14.8	49t	3												
Penalty				26	31	Watkins		31	347	11.2	37	2												
3rd Down: Made/Att		75/154		67/158	Bell LG		14	115	8.2	30	0													
3rd Down Pct.		48.7		42.4	Bell TM		11	76	6.9	18	0													
4th Down: Made/Att		8/13		12/18	Darre. Williams		13	87	6.7	15	0													
4th Down Pct.		61.5		66.7	Pringle		9	108	12.0	37	0													
POSSESSION AVG.		30:05		29:55	Keizer		6	63	10.5	22	0													
TOTAL NET YARDS		5579		4665	Yelder		3	12	4.0	5	0													
Avg. Per Game		429.2		358.8	Kemp		1	11	11.0	11	0													
Total Plays		849		839	Sherman		1	5	5.0	5t	1													
Avg. Per Play		6.6		5.6	Fisher		1	2	2.0	2t	1													
NET YARDS RUSHING		1452		1669	Washington TM		1	2	2.0	2	0													
Avg. Per Game		111.7		128.4	TEAM		347	4255	12.3	75t	33													
Total Rushes		324		358	OPPONENTS		285	3132	11.0	72t	21													
NET YARDS PASSING		4127		2996	* INTERCEPTIONS		No.	Yds	Avg	Long	TD													
Avg. Per Game		317.5		230.5	Mathieu		6	70	11.7	25t	1													
Sacked/Yards Lost		19/128		24/136	Sorensen		3	67	22.3	50t	1													
Gross Yards		4255		3132	Sneed		2	39	19.5	39	0													
Att./Completions		506/347		457/285	Breeland		2	29	14.5	29	0													
Completion Pct.		68.6		62.4	Fenton		1	31	31.0	31	0													
Had Intercepted		5		15	Thornhill		1	20	20.0	20	0													
PUNTS/AVERAGE		40/46.2		42/46.7	TEAM		15	256	17.1	50t	2													
NET PUNTING AVG.		40/40.9		42/42.4	OPPONENTS		5	84	16.8	47	0													
PENALTIES/YARDS		89/755		76/599	* PUNTING		No.	Yds	Avg															



# DEFENSIVE STATS

## 2020 REGULAR SEASON KANSAS CITY CHIEFS DEFENSIVE STATS (THROUGH WEEK 14)

POS.	PLAYER	SOLO	ASST.	TOTAL	TFL	SACKS/YDS.	PR	FR	FF	INT./YDS.	PD
S	D. Sorensen	59	21	80	2	0.0/0.0	4	0	2	3/67	3
LB	A. Hitchens	43	32	75	2	0.0/0.0	4	0	0	0/0	1
LB	D. Wilson	39	27	66	2	0.0/0.0	0	0	1	0/0	1
S	T. Mathieu	45	15	60	2	0.0/0.0	2	1	0	6/70	9
CB	C. Ward	30	12	42	1	1.0/9.0	2	0	0	0/0	6
DT	D. Nnadi	21	21	42	0	0.0/0.0	0	0	0	0/0	0
S	J. Thornhill	28	7	35	0	0.0/0.0	1	0	0	1/20	2
CB	B. Breeland	27	8	35	1	0.0/0.0	0	1	1	2/29	7
DT	C. Jones	23	12	35	2	6.5/25.0	22	0	2	0/0	3
LB	B. Niemann	21	11	32	2	1.0/8.0	3	2	0	0/0	0
CB	R. Fenton	25	5	30	1	0.0/0.0	0	0	0	1/31	6
CB	L. Sneed	23	6	29	0	0.0/0.0	0	0	0	2/39	4
DE	F. Clark	19	7	26	7	5.0/40.0	12	1	0	0/0	2
LB	W. Gay	18	8	26	2	1.0/1.0	1	0	0	0/0	2
DE	T. Kpassagnon	18	8	26	2	1.0/3.0	4	0	0	0/0	3
DT	T. Wharton	13	11	24	4	2.0/13.0	2	1	1	0/0	0
DE	M. Danna	14	9	23	4	2.5/22.5	5	0	0	0/0	0
DT	M. Pennel	9	11	20	0	0.0/0.0	0	0	0	0/0	0
S	T. Thompson	9	2	11	0	0.0/0.0	0	0	0	0/0	0
DE	A. Okafor	6	5	11	0	1.0/3.5	7	0	0	0/0	0
S	A. Watts	7	0	7	0	0.0/0.0	0	0	0	0/0	1
DE	T. Charlton	4	3	7	1	2.0/6.0	4	0	1	0/0	0
CB	A. Hamilton	5	0	5	0	0.0/0.0	1	0	0	0/0	1
DE	D. Harris	1	2	3	0	0.0/0.0	0	0	0	0/0	0
LB	D. O'Daniel	2	0	2	1	1.0/5.0	1	0	0	0/0	0
DT	K. Saunders	1	0	1	0	0.0/0.0	0	0	0	0/0	0
<b>TOTALS</b>		<b>510</b>	<b>243</b>	<b>753</b>	<b>36</b>	<b>24.0/136.0</b>	<b>75</b>	<b>6</b>	<b>8</b>	<b>15/256</b>	<b>51</b>

## 2020 REGULAR SEASON CHIEFS SPECIAL TEAMS STATS

POS.	PLAYER	TKLS.	ASST.	TOTAL
LB	O'Daniel, Dorian	5	2	7
CB	Hamilton, Antonio	3	1	4
TE	Keizer, Nick	2	2	4
LB	Wilson, Damien	3	0	3
WR	Kemp, Marcus	2	1	3
LB	Gay, Willie	2	0	2
RB	Thompson, Darwin	2	0	2
S	Thompson, Tedric	2	0	2
S	Watts, Armani	2	0	2
K	Butker, Harrison	1	0	1
WR	Pringle, Byron	1	0	1
FB	Sherman, Anthony	1	0	1
LS	Winchester, James	1	0	1
CB	Fenton, Rashad	0	1	1
LB	Niemann, Ben	0	1	1
<b>TOTALS</b>		<b>27</b>	<b>8</b>	<b>35</b>

## DEFENSIVE SCORES

**INT (2)** (8:57) (Shotgun) J.Stidham pass short left intended for J.Edelman INTERCEPTED by T.Mathieu at NE 25. T.Mathieu for 25 yards. **vs. NE (10/05/20)**  
(9:28) (Shotgun) D.Lock pass short right intended for N.Fant INTERCEPTED by D.Sorensen [A.Hitchens] at 50. D.Sorensen for 50 yards. @ **DEN (10/25/20)**

**FR (0)**  
**Safety (1)** (6:58) (Shotgun) T.Tagovailoa sacked in End Zone for -6 yards, SAFETY (C.Jones). @ **MIA (12/13/20)**

## SPECIAL TEAMS BIG PLAYS

**FR (0)**  
**TD (2)** (13:04) M.Haack punts 37 yards to KC 33, Center-B.Ferguson. M.Hardman for 67 yards. @ **MIA (12/13/20)**  
B.McManus kicks 67 yards from DEN 35 to KC -2. B.Pringle for 102 yards. @ **DEN (10/25/20)**

Regular Season defensive and special teams statistics are based on press box statistics.



## WEEK 1:

## Chiefs 34, Texans 20

September 10, 2020 • Arrowhead Stadium • 15,895



<b>Houston Texans</b> .....	<b>7</b>	<b>0</b>	<b>0</b>	<b>13</b>	<b>—</b>	<b>20</b>
<b>Kansas City Chiefs</b> .....	<b>0</b>	<b>17</b>	<b>7</b>	<b>10</b>	<b>—</b>	<b>34</b>

**HOU** — Da.Johnson 19 yd. run (K.Fairbairn kick) (9-80, 5:12)  
**KC** — T.Kelce 6 yd. pass from P.Mahomes (H.Butker kick) (11-75, 5:41)  
**KC** — S.Watkins 2 yd. pass from P.Mahomes (H.Butker kick) (16-91, 9:04)  
**KC** — H.Butker 29 yd. Field Goal (4-48, 0:25)  
**KC** — C.Edwards-Helaire 27 yd. run (H.Butker kick) (7-75, 4:07)  
**KC** — T.Hill 3 yd. pass from P.Mahomes (H.Butker kick) (6-17, 2:50)  
**HOU** — J.Akins 19 yd. pass from D.Watson (pass failed) (10-75, 4:10)  
**HOU** — D.Watson 1 yd. run (K.Fairbairn kick) (7-65, 2:51)  
**KC** — H.Butker 19 yd. Field Goal (6-19, 2:08)

TEAM STATISTICS	TEXANS	CHIEFS
First Downs .....	21	28
Total Net Yards .....	360	369
Rushes/Net Yards .....	22/118	34/166
Net Passing .....	242	203
Pass Attempts/Completions .....	32/20	32/24
Had Intercepted .....	1	0
Sacked/Yards Lost .....	4/11	1/8
Punts/Average .....	3/41.0	3/45.3
Penalties/Yards .....	5/37	1/5
Fumbles/Lost .....	0/0	0/0
Possession Time .....	25:13	34:47

## RUSHING

**KC** — C. Edwards-Helaire 25-138, TD; D. Williams 7-23; S. Watkins 1-3; A. Sherman 1-2  
**HOU** — D. Johnson 11-77, TD; D. Watson 6-27, TD; D. Johnson 5-14

## RECEIVING

**KC** — S. Watkins 7-82, TD; T. Kelce 6-50, TD; T. Hill 5-46, TD; D. Robinson 3-20; D. Williams 2-7; M. Hardman 1-6  
**HOU** — W. Fuller V 8-112; J. Akins 2-39, TD; D. Johnson 3-32; R. Cobb 2-23; B. Cooks 2-20; D. Fells 2-19; D. Carter 1-8

## PASSING

**KC** — P. Mahomes 32-24-211, 3 TDs, 0 INT  
**HOU** — D. Watson 32-20-253, TD, 1 INT

## INTERCEPTIONS

**KC** — L. Sneed 1  
**HOU** — None

## SACKS

**KC** — C. Jones 1.5; F. Clark 1.0; D. O'Daniel 1.0; A. Okafor 0.5  
**HOU** — J. Martin 1.0

## FIELD GOALS

**KC** — H. Butker (29) (19)  
**HOU** — K. Fairbairn 51WR



## WEEK 2:

## Chiefs 23, Chargers 20

September 20, 2020 • SoFi Stadium • 0



<b>Kansas City Chiefs</b> .....	<b>0</b>	<b>6</b>	<b>3</b>	<b>11</b>	<b>3</b>	<b>—</b>	<b>23</b>
<b>Los Angeles Chargers</b> .....	<b>7</b>	<b>7</b>	<b>3</b>	<b>3</b>	<b>0</b>	<b>—</b>	<b>20</b>

**LAC** — J.Herbert 4 yd. run (M.Badgley kick) (8-79, 3:37)  
**KC** — T.Kelce 10 yd. pass from P.Mahomes (kick blocked) (10-73, 4:36)  
**LAC** — J.Guyton 14 yd. pass from J.Herbert (M.Badgley kick) (11-71, 6:21)  
**LAC** — M.Badgley 41 yd. Field Goal (12-57, 4:50)  
**KC** — H.Butker 58 yd. Field Goal (9-35, 4:56)  
**KC** — T.Hill 54 yd. pass from P.Mahomes (P.Mahomes-M.Hardman pass) (6-95, 2:31)  
**LAC** — M.Badgley 23 yd. Field Goal (17-82, 10:21)  
**KC** — H.Butker 30 yd. Field Goal (12-63, 2:27)  
**KC** — H.Butker 58 yd. Field Goal (13-39, 5:52)

TEAM STATISTICS	CHIEFS	CHARGERS
First Downs .....	23	28
Total Net Yards .....	414	479
Rushes/Net Yards .....	22/125	44/183
Net Passing .....	289	296
Pass Attempts/Completions .....	47/27	33/22
Had Intercepted .....	0	1
Sacked/Yards Lost .....	1/13	2/15
Punts/Average .....	5/44.2	3/43.7
Penalties/Yards .....	11/90	6/40
Fumbles/Lost .....	0/0	1/0
Possession Time .....	28:38	39:27

## RUSHING

**KC** — P. Mahomes 6-54; C. Edwards-Helaire 10-38; D. Thompson 4-21; T. Hill 1-9; M. Hardman 1-3  
**LAC** — A. Ekeler 16-93; J. Kelley 23-64; J. Herbert 4-18, TD; J. Reed 1-8

## RECEIVING

**KC** — T. Hill 5-99, TD; T. Kelce 9-90, TD; C. Edwards-Helaire 6-32; M. Hardman 2-30; D. Robinson 3-28; D. Williams 1-12; S. Watkins 1-11  
**LAC** — K. Allen 7-96; H. Henry 6-83; A. Ekeler 4-55; J. Kelley 2-49; M. Williams 2-14; J. Guyton 1-14, TD

## PASSING

**KC** — P. Mahomes 47-27-302, 2 TDs, 0 INT  
**LAC** — J. Herbert 33-22-311, TD, 1 INT

## INTERCEPTIONS

**KC** — L. Sneed 1  
**LAC** — None

## SACKS

**KC** — T. Charlton 1.0; M. Danna 1.0  
**LAC** — J. Bosa 1.0

## FIELD GOALS

**KC** — H. Butker (58) (30) (58)  
**LAC** — M. Badgley (41) (23)



## WEEK 3:

## Chiefs 34, Ravens 20

September 28, 2020 • M&amp;T Bank Stadium • 0



<b>Kansas City Chiefs</b> .....	<b>6</b>	<b>21</b>	<b>0</b>	<b>7</b>	<b>—</b>	<b>34</b>
<b>Baltimore Ravens</b> .....	<b>3</b>	<b>7</b>	<b>3</b>	<b>7</b>	<b>—</b>	<b>20</b>

**BAL** — J.Tucker 26 yd. Field Goal (11-67, 5:40)**KC** — P.Mahomes 3 yd. run (kick failed, wl) (6-75, 2:37)**KC** — A.Sherman 5 yd. pass from P.Mahomes (H.Butker kick) (13-68, 6:20)**BAL** — D.Duvernay 93 yd. kickoff return (J.Tucker kick) (0-0, 0:12)**KC** — T.Hill 20 yd. pass from P.Mahomes (H.Butker kick) (6-73, 3:26)**KC** — M.Hardman 49 yd. pass from P.Mahomes (H.Butker kick) (7-84, 2:51)**BAL** — J.Tucker 42 yd. Field Goal (12-55, 6:43)**BAL** — N.Boyle 5 yd. pass from L.Jackson (J.Tucker kick) (6-49, 3:02)**KC** — E.Fisher 2 yd. pass from P.Mahomes (H.Butker kick) (13-75, 6:41)**TEAM STATISTICS****CHIEFS****RAVENS**

First Downs .....	29	16
Total Net Yards .....	517	228
Rushes/Net Yards .....	31/132	21/158
Net Passing .....	385	70
Pass Attempts/Completions .....	42/31	28/15
Had Intercepted .....	0	0
Sacked/Yards Lost .....	0/0	4/27
Punts/Average .....	1/58.0	3/49.0
Penalties/Yards .....	6/38	6/45
Fumbles/Lost .....	1/1	3/1
Possession Time .....	33:56	26:04

**RUSHING****KC** — C. Edwards-Helaire 20-64; P. Mahomes 4-26, TD; T. Hill 2-25; D. Thompson 2-11; D. Williams 2-6; A. Sherman 1-(0)**BAL** — L. Jackson 9-83; G. Edwards 4-39; M. Ingram II 7-30; J. Dobbins 1-6**RECEIVING****KC** — T. Kelce 6-87; M. Hardman 4-81, TD; T. Hill 5-77, TD; C. Edwards-Helaire 5-70; S. Watkins 7-62; A. Sherman 1-5, TD; E. Fisher 1-2, TD; D. Williams 2-1**BAL** — J. Dobbins 4-38; M. Andrews 3-22; M. Brown 2-13; M. Boykin 1-8; D. Duvernay 2-7; N. Boyle 1-5, TD; W. Snead IV 2-4**PASSING****KC** — P. Mahomes 42-31-385, 4 TDs, 0 INT**BAL** — L. Jackson 28-15-97, TD, 0 INT**INTERCEPTIONS****KC** — None**BAL** — None**SACKS****KC** — C. Jones 2.0; F. Clark 1.0; B. Niemann 1.0**BAL** — None**FIELD GOALS****KC** — H. Butker 42WL**BAL** — J. Tucker (26) (42)

## WEEK 4:

## Chiefs 26, Patriots 10

October 5, 2020 • Arrowhead Stadium • 12,729



<b>New England Patriots</b> .....	<b>0</b>	<b>3</b>	<b>0</b>	<b>7</b>	<b>—</b>	<b>10</b>
<b>Kansas City Chiefs</b> .....	<b>6</b>	<b>0</b>	<b>7</b>	<b>13</b>	<b>—</b>	<b>26</b>

**KC** — H.Butker 23 yd. Field Goal (11-70, 4:52)**KC** — H.Butker 39 yd. Field Goal (8-75, 4:25)**NE** — N.Folk 43 yd. Field Goal (13-60, 5:20)**KC** — T.Hill 6 yd. pass from P.Mahomes (H.Butker kick) (7-85, 3:10)**NE** — N.Harry 4 yd. pass from J.Stidham (N.Folk kick) (6-75, 1:57)**KC** — M.Hardman 6 yd. pass from P.Mahomes (kick failed, wl) (9-75, 4:48)**KC** — T.Mathieu 25 yd. interception return (H.Butker kick)**TEAM STATISTICS****PATRIOTS****CHIEFS**

First Downs .....	21	19
Total Net Yards .....	357	323
Rushes/Net Yards .....	35/185	25/94
Net Passing .....	172	229
Pass Attempts/Completions .....	37/20	29/19
Had Intercepted .....	3	0
Sacked/Yards Lost .....	2/18	1/7
Punts/Average .....	3/52.3	4/60.8
Penalties/Yards .....	4/43	4/38
Fumbles/Lost .....	1/1	2/1
Possession Time .....	31:34	28:26

**RUSHING****KC** — C. Edwards-Helaire 16-64; P. Mahomes 8-28; D. Williams 1-2**NE** — D. Harris 17-100; R. Burkhead 11-45; J. White 3-21; B. Hoyer 1-8; I. Zuber 1-8; J. Stidham 2-3**RECEIVING****KC** — T. Kelce 3-70; T. Hill 4-64, TD; S. Watkins 4-43; M. Hardman 4-27, TD; C. Edwards-Helaire 3-27; D. Yelder 1-5**NE** — D. Byrd 5-80; J. White 7-38; J. Edelman 3-35; N. Harry 3-21, TD; G. Olszewski 1-11; R. Burkhead 1-5**PASSING****KC** — P. Mahomes 29-19-236, 2 TDs, 0 INT**NE** — B. Hoyer 24-15-130, 0 TDs, 1 INT; J. Stidham 13-5-60, TD, 2 INT**INTERCEPTIONS****KC** — R. Fenton 1; T. Mathieu 1; J. Thornhill 1**NE** — None**SACKS****KC** — T. Charlton 1.0; F. Clark 1.0**NE** — C. Winovich 1.0**FIELD GOALS****KC** — H. Butker (23) (39)**NE** — N. Folk (43)





## WEEK 5:

## Raiders 40, Chiefs 32

October 11, 2020 • Arrowhead Stadium • 13,311



<b>Las Vegas Raiders</b> .....	<b>3</b>	<b>21</b>	<b>0</b>	<b>16</b>	<b>—</b>	<b>40</b>
<b>Kansas City Chiefs</b> .....	<b>7</b>	<b>17</b>	<b>0</b>	<b>8</b>	<b>—</b>	<b>32</b>

LV — D.Carlson 38 yd. Field Goal (11-75, 5:49)

KC — P.Mahomes 3 yd. run (H.Butker kick) (9-88, 4:39)

KC — T.Hill 10 yd. run (H.Butker kick) (4-28, 1:05)

LV — N.Agholor 59 yd. pass from D.Carr (D.Carlson kick) (5-75, 2:41)

KC — S.Watkins 8 yd. pass from P.Mahomes (H.Butker kick) (7-75, 2:44)

LV — D.Waller 5 yd. pass from D.Carr (D.Carlson kick) (5-75, 2:40)

LV — H.Ruggs 72 yd. pass from D.Carr (D.Carlson kick) (3-80, 1:37)

KC — H.Butker 32 yd. Field Goal (12-58, 2:11)

LV — J.Jacobs 7 yd. run (kick failed, wl) (13-71, 8:01)

LV — D.Carlson 43 yd. Field Goal (10-45, 5:16)

LV — J.Jacobs 2 yd. run (D.Carlson kick) (1-2, 0:05)

KC — T.Kelce 7 yd. pass from P.Mahomes (P.Mahomes-D.Williams pass) (8-75, 1:29)

TEAM STATISTICS	RAIDERS	CHIEFS
First Downs .....	22	21
Total Net Yards .....	490	413
Rushes/Net Yards .....	35/144	20/80
Net Passing .....	346	333
Pass Attempts/Completions .....	31/22	43/22
Had Intercepted .....	1	1
Sacked/Yards Lost .....	1/1	3/7
Punts/Average .....	2/53.0	5/48.8
Penalties/Yards .....	8/59	10/94
Fumbles/Lost .....	0/0	0/0
Possession Time .....	35:18	24:42

## RUSHING

KC — C. Edwards-Helaire 10-40; P. Mahomes 6-21, TD; T. Hill 3-15, TD; D. Williams 1-4

LV — J. Jacobs 23-77, 2 TDs; D. Booker 7-62; J. Richard 1-4; D. Carr 4-1

## RECEIVING

KC — T. Kelce 8-108, TD; T. Hill 3-78; M. Hardman 2-50; C. Edwards-Helaire 3-40; S. Watkins 2-24, TD; B. Pringle 1-23; D. Williams 1-15; D. Robinson 2-2

LV — H. Ruggs III 2-118, TD; N. Agholor 2-67, TD; D. Waller 5-48, TD; H. Renfrow 1-42; J. Richard 4-26; A. Ingold 2-25; J. Jacobs 2-8; J. Witten 2-6; D. Booker 1-5; Z. Jones 1-2

## PASSING

KC — P. Mahomes 43-22-340, 2 TDs, 1 INT

LV — D. Carr 31-22-347, 3 TDs, 1 INT

## INTERCEPTIONS

KC — B. Breeland 1

LV — J. Heath 1

## SACKS

KC — W. Gay 1.0

LV — M. Crosby 1.0; N. Lawson 1.0; C. Smith 1.0

## FIELD GOALS

KC — H. Butker (32)

LV — D. Carlson (38) (43)



## WEEK 6:

## Chiefs 26, Bills 17

October 19, 2020 • Bills Stadium • 0



<b>Kansas City Chiefs</b> .....	<b>7</b>	<b>6</b>	<b>7</b>	<b>6</b>	<b>—</b>	<b>26</b>
<b>Buffalo Bills</b> .....	<b>3</b>	<b>7</b>	<b>0</b>	<b>7</b>	<b>—</b>	<b>17</b>

BUF — T.Bass 48 yd. Field Goal (11-38, 4:27)

KC — T.Kelce 11 yd. pass from P.Mahomes (H.Butker kick) (5-75, 2:37)

BUF — S.Diggs 4 yd. pass from J.Allen (T.Bass kick) (13-75, 6:43)

KC — T.Kelce 12 yd. pass from P.Mahomes (kick failed, wr) (12-75, 6:26)

KC — Darr.Williams 13 yd. run (H.Butker kick) (13-82, 7:47)

KC — H.Butker 37 yd. Field Goal (10-75, 5:20)

BUF — C.Beasley 8 yd. pass from J.Allen (T.Bass kick) (6-75, 2:33)

KC — H.Butker 30 yd. Field Goal (12-75, 4:38)

TEAM STATISTICS	CHIEFS	BILLS
First Downs .....	27	20
Total Net Yards .....	466	206
Rushes/Net Yards .....	46/245	23/84
Net Passing .....	221	122
Pass Attempts/Completions .....	26/21	27/14
Had Intercepted .....	0	1
Sacked/Yards Lost .....	1/4	0/0
Punts/Average .....	2/40.0	4/53.3
Penalties/Yards .....	8/68	4/39
Fumbles/Lost .....	2/1	0/0
Possession Time .....	37:45	22:15

## RUSHING

KC — C. Edwards-Helaire 26-161; P. Mahomes 10-36; D. Williams 6-26, TD; D. Thompson 3-17; T. Hill 1-5

BUF — J. Allen 8-42; D. Singletary 10-32; Z. Moss 5-10

## RECEIVING

KC — D. Robinson 5-69; T. Kelce 5-65, 2 TDs; B. Pringle 2-46; T. Hill 3-20; D. Williams 1-15; C. Edwards-Helaire 4-8; N. Keizer 1-2

BUF — S. Diggs 6-46, TD; C. Beasley 4-45, TD; D. Singletary 1-13; G. Davis 1-7; T. Kroft 1-7; I. McKenzie 1-4

## PASSING

KC — P. Mahomes 26-21-225, 2 TDs, 0 INT

BUF — J. Allen 27-14-122, 2 TDs, 1 INT

## INTERCEPTIONS

KC — D. Sorensen 1

BUF — None

## SACKS

KC — None

BUF — M. Addison 1.0

## FIELD GOALS

KC — H. Butker (37) (30)

BUF — T. Bass (48) 52WR



## WEEK 7:

## Chiefs 43, Broncos 16

October 25, 2020 • Empower Field at Mile High • 5,314



<b>Kansas City Chiefs</b> .....	<b>10</b>	<b>14</b>	<b>6</b>	<b>13</b>	<b>—</b>	<b>43</b>
<b>Denver Broncos</b> .....	<b>6</b>	<b>3</b>	<b>0</b>	<b>7</b>	<b>—</b>	<b>16</b>

**KC** — C.Edwards-Helaire 11 yd. run (H.Butker kick) (8-68, 4:02)  
**DEN** — D.Lock 2 yd. run (kick failed, wl) (4-37, 1:46)  
**KC** — H.Butker 40 yd. Field Goal (7-53, 4:00)  
**KC** — D.Sorensen 50 yd. interception return (H.Butker kick)  
**DEN** — B.McManus 43 yd. Field Goal (7-50, 3:29)  
**KC** — B.Pringle 102 yd. kickoff return (H.Butker kick) (0-0, 0:14)  
**KC** — H.Butker 31 yd. Field Goal (4-1, 1:03)  
**KC** — H.Butker 26 yd. Field Goal (8-50, 3:49)  
**KC** — T.Hill 10 yd. pass from P.Mahomes (H.Butker kick) (6-57, 3:33)  
**DEN** — M.Gordon 3 yd. run (B.McManus kick) (9-75, 4:21)  
**KC** — C.Henne 1 yd. run (kick failed, hlu) (7-21, 3:56)

TEAM STATISTICS	CHIEFS	BRONCOS
First Downs .....	17	24
Total Net Yards .....	286	411
Rushes/Net Yards .....	22/101	33/177
Net Passing .....	185	234
Pass Attempts/Completions .....	25/17	40/24
Had Intercepted .....	0	2
Sacked/Yards Lost .....	4/28	3/20
Punts/Average .....	3/44.3	3/53.7
Penalties/Yards .....	1/15	5/34
Fumbles/Lost .....	2/1	4/2
Possession Time .....	26:36	33:24

## RUSHING

**KC** — C. Edwards-Helaire 8-46, TD; L. Bell 6-39; M. Hardman 1-13; D. Washington 3-5; C. Henne 4-(-2), TD  
**DEN** — P. Lindsay 9-79; M. Gordon III 17-68, TD; R. Freeman 3-12; K. Hamler 1-10; D. Lock 3-8, TD

## RECEIVING

**KC** — M. Hardman 2-57; T. Hill 6-55, TD; N. Keizer 2-36; T. Kelce 3-31; C. Edwards-Helaire 1-17; M. Kemp 1-11; D. Robinson 1-4; D. Washington 1-2  
**DEN** — A. Okwuegbunam 7-60; T. Patrick 3-44; N. Fant 3-38; D. Hamilton 2-26; N. Vannett 2-25; K. Hamler 2-24; J. Jeudy 2-20; M. Gordon III 2-12; R. Freeman 1-5

## PASSING

**KC** — P. Mahomes 23-15-200, TD, 0 INT; C. Henne 2-2-13, 0 TDs, 0 INT  
**DEN** — D. Lock 40-24-254, 0 TDs, 2 INT

## INTERCEPTIONS

**KC** — T. Mathieu 1; D. Sorensen 1  
**DEN** — None

## SACKS

**KC** — C. Jones 1.0; T. Kpassagnon 1.0; C. Ward 1.0  
**DEN** — M. Reed 2.0; B. Chubb 1.0; D. Jones 1.0

## FIELD GOALS

**KC** — H. Butker (40) (31) (26)  
**DEN** — B. McManus (43)



## WEEK 8:

## Chiefs 35, Jets 9

November 1, 2020 • Arrowhead Stadium • 11,932



<b>New York Jets</b> .....	<b>3</b>	<b>6</b>	<b>0</b>	<b>0</b>	<b>—</b>	<b>9</b>
<b>Kansas City Chiefs</b> .....	<b>14</b>	<b>7</b>	<b>7</b>	<b>7</b>	<b>—</b>	<b>35</b>

**KC** — M.Hardman 30 yd. pass from P.Mahomes (H.Butker kick) (7-90, 3:52)  
**NYJ** — S.Castillo 39 yd. Field Goal (12-54, 6:29)  
**KC** — T.Hill 36 yd. pass from P.Mahomes (H.Butker kick) (7-73, 3:22)  
**NYJ** — S.Castillo 55 yd. Field Goal (7-38, 3:15)  
**NYJ** — S.Castillo 48 yd. Field Goal (13-51, 7:02)  
**KC** — T.Kelce 3 yd. pass from P.Mahomes (H.Butker kick) (7-76, 1:57)  
**KC** — D.Robinson 26 yd. pass from P.Mahomes (H.Butker kick) (6-83, 3:21)  
**KC** — T.Hill 41 yd. pass from P.Mahomes (H.Butker kick) (6-65, 2:10)

TEAM STATISTICS	JETS	CHIEFS
First Downs .....	13	25
Total Net Yards .....	221	496
Rushes/Net Yards .....	25/93	20/50
Net Passing .....	128	446
Pass Attempts/Completions .....	30/18	47/35
Had Intercepted .....	0	0
Sacked/Yards Lost .....	1/5	0/0
Punts/Average .....	5/45.4	3/40.7
Penalties/Yards .....	3/25	7/61
Fumbles/Lost .....	1/1	2/0
Possession Time .....	28:30	31:30

## RUSHING

**KC** — C. Edwards-Helaire 6-21; D. Williams 3-19; L. Bell 6-7; D. Thompson 4-3; C. Henne 1-(-0)  
**NYJ** — F. Gore 10-30; L. Perine 8-27; S. Darnold 4-21; T. Johnson 3-15

## RECEIVING

**KC** — T. Kelce 8-109, TD; T. Hill 4-98, 2 TDs; M. Hardman 7-96, TD; D. Robinson 4-63, TD; L. Bell 3-31; B. Pringle 3-22; C. Edwards-Helaire 3-10; D. Williams 1-7; N. Keizer 1-5; D. Yelder 1-5  
**NYJ** — D. Mims 2-42; B. Berrios 8-34; J. Smith 3-29; V. Smith 1-13; L. Perine 2-6; T. Johnson 1-6; C. Herndon 1-3

## PASSING

**KC** — P. Mahomes 42-31-416, 5 TDs, 0 INT; C. Henne 4-3-17, 0 TDs, 0 INT; T. Townsend 1-1-13, 0 TDs, 0 INT  
**NYJ** — S. Darnold 30-18-133, 0 TDs, 0 INT

## INTERCEPTIONS

**KC** — None  
**NYJ** — None

## SACKS

**KC** — T. Wharton 1.0  
**NYJ** — None

## FIELD GOALS

**KC** — None  
**NYJ** — S. Castillo (39) (55) (48) 47B



## WEEK 9:

## Chiefs 33, Panthers 31

November 8, 2020 • Arrowhead Stadium • 12,073



<b>Carolina Panthers</b> .....	<b>7</b>	<b>10</b>	<b>0</b>	<b>14</b>	<b>—</b>	<b>31</b>
<b>Kansas City Chiefs</b> .....	<b>3</b>	<b>10</b>	<b>7</b>	<b>13</b>	<b>—</b>	<b>33</b>

**CAR** — C. McCaffrey 9 yd. pass from T. Bridgewater (J. Slye kick) (15-75, 8:53)

**KC** — H. Butker 39 yd. Field Goal (12-54, 4:29)

**CAR** — C. Samuel 14 yd. pass from T. Bridgewater (J. Slye kick) (9-74, 3:59)

**KC** — H. Butker 55 yd. Field Goal (6-38, 1:38)

**KC** — D. Robinson 1 yd. pass from P. Mahomes (H. Butker kick) (7-65, 3:44)

**CAR** — J. Slye 47 yd. Field Goal (9-50, 2:59)

**KC** — C. Edwards-Helaire 4 yd. pass from P. Mahomes (H. Butker kick) (5-59, 2:17)

**KC** — T. Hill 28 yd. pass from P. Mahomes (kick failed, hlu) (6-69, 1:56)

**CAR** — T. Bridgewater 4 yd. run (J. Slye kick) (9-70, 4:01)

**KC** — T. Hill 2 yd. pass from P. Mahomes (H. Butker kick) (7-39, 2:42)

**CAR** — C. McCaffrey 1 yd. run (J. Slye kick) (11-75, 5:47)

TEAM STATISTICS	PANTHERS	CHIEFS
First Downs .....	30	24
Total Net Yards .....	435	397
Rushes/Net Yards .....	24/104	11/36
Net Passing .....	331	361
Pass Attempts/Completions .....	50/37	45/30
Had Intercepted .....	0	0
Sacked/Yards Lost .....	2/7	2/11
Punts/Average .....	2/32.5	1/36.0
Penalties/Yards .....	12/82	8/75
Fumbles/Lost .....	1/0	1/1
Possession Time .....	38:01	21:59

## RUSHING

**KC** — C. Edwards-Helaire 5-14; L. Bell 4-8; T. Hill 1-8; P. Mahomes 1-6

**CAR** — C. McCaffrey 18-69, TD; T. Bridgewater 2-19, TD; C. Samuel 3-13; M. Davis 1-3

## RECEIVING

**KC** — T. Kelce 10-159; T. Hill 9-113, 2 TDs; M. Hardman 3-48; D. Robinson 3-34, TD; C. Edwards-Helaire 3-20, TD; D. Williams 1-3; L. Bell 1-(-5)

**CAR** — C. Samuel 9-105, TD; C. McCaffrey 10-82, TD; R. Anderson 9-63; M. Davis 5-34; B. Zylstra 1-28; D. Moore 2-18; I. Thomas 1-8

## PASSING

**KC** — P. Mahomes 45-30-372, 4 TDs, 0 INT

**CAR** — T. Bridgewater 49-36-310, 2 TDs, 0 INT; J. Charlton 1-1-28, 0 TDs, 0 INT

## INTERCEPTIONS

**KC** — None

**CAR** — None

## SACKS

**KC** — F. Clark 1.0; C. Jones 1.0

**CAR** — B. Burns 1.0; S. Franklin 1.0

## FIELD GOALS

**KC** — H. Butker (39) (55) 48WL

**CAR** — J. Slye (47) 51LU 67WR



## WEEK 11:

## Chiefs 35, Raiders 31

November 22, 2020 • Allegiant Stadium • 0



<b>Kansas City Chiefs</b> .....	<b>7</b>	<b>7</b>	<b>7</b>	<b>14</b>	<b>—</b>	<b>35</b>
<b>Las Vegas Raiders</b> .....	<b>14</b>	<b>3</b>	<b>0</b>	<b>14</b>	<b>—</b>	<b>31</b>

**LV** — J. Jacobs 2 yd. run (D. Carlson kick) (6-75, 3:35)

**KC** — T. Hill 3 yd. pass from P. Mahomes (H. Butker kick) (14-85, 7:24)

**LV** — N. Agholor 17 yd. pass from D. Carr (D. Carlson kick) (7-60, 4:01)

**KC** — C. Edwards-Helaire 3 yd. run (H. Butker kick) (7-73, 3:44)

**LV** — D. Carlson 35 yd. Field Goal (12-59, 6:40)

**KC** — C. Edwards-Helaire 14 yd. run (H. Butker kick) (16-93, 8:37)

**LV** — D. Waller 3 yd. pass from D. Carr (D. Carlson kick) (11-75, 6:29)

**KC** — L. Bell 6 yd. run (H. Butker kick) (12-91, 5:39)

**LV** — J. Witten 1 yd. pass from D. Carr (D. Carlson kick) (12-75, 4:11)

**KC** — T. Kelce 22 yd. pass from P. Mahomes (H. Butker kick) (7-75, 1:15)

TEAM STATISTICS	CHIEFS	RAIDERS
First Downs .....	36	25
Total Net Yards .....	460	364
Rushes/Net Yards .....	27/108	26/89
Net Passing .....	352	275
Pass Attempts/Completions .....	46/35	31/23
Had Intercepted .....	1	1
Sacked/Yards Lost .....	0/0	0/0
Punts/Average .....	2/53.5	2/36.5
Penalties/Yards .....	10/89	8/72
Fumbles/Lost .....	0/0	0/0
Possession Time .....	32:05	27:55

## RUSHING

**KC** — C. Edwards-Helaire 14-69, 2 TDs; L. Bell 7-25, TD; P. Mahomes 4-16; T. Hill 2-(-2)

**LV** — J. Jacobs 17-55, TD; D. Booker 5-16; H. Ruggs III 1-12; D. Carr 3-6

## RECEIVING

**KC** — T. Kelce 8-127, TD; T. Hill 11-102, TD; D. Robinson 6-44; D. Williams 3-22; B. Pringle 3-17; M. Hardman 1-16; L. Bell 1-11; C. Edwards-Helaire 1-8; N. Keizer 1-5

**LV** — D. Waller 7-88, TD; N. Agholor 6-88, TD; H. Renfrow 2-37; Z. Jones 1-18; D. Carrier 1-14; A. Ingold 1-11; J. Jacobs 1-9; H. Ruggs III 1-5; D. Booker 1-3; B. Edwards 1-1; J. Witten 1-1, TD

## PASSING

**KC** — P. Mahomes 45-34-348, 2 TDs, 1 INT; T. Kelce 1-1-4, 0 TDs, 0 INT

**LV** — D. Carr 31-23-275, 3 TDs, 1 INT

## INTERCEPTIONS

**KC** — D. Sorensen 1

**LV** — T. Mullen 1

## SACKS

**KC** — None

**LV** — None

## FIELD GOALS

**KC** — None

**LV** — D. Carlson (35)





WEEK 12:

**Chiefs 27, Buccaneers 24**

November 29, 2020 • Raymond James Stadium • 15,950



**Kansas City Chiefs ..... 17    3    7    0    —    27**  
**Tampa Bay Buccaneers ..... 0    7    3    14    —    24**

**KC** — H. Butker 19 yd. Field Goal (8-74, 2:46)**KC** — T. Hill 75 yd. pass from P. Mahomes (H. Butker kick) (1-75, 0:10)**KC** — T. Hill 44 yd. pass from P. Mahomes (H. Butker kick) (7-90, 3:50)**TB** — R. Jones 37 yd. pass from T. Brady (R. Succop kick) (7-86, 4:09)**KC** — H. Butker 29 yd. Field Goal (13-64, 4:15)**TB** — R. Succop 26 yd. Field Goal (8-67, 3:56)**KC** — T. Hill 20 yd. pass from P. Mahomes (H. Butker kick) (7-75, 4:04)**TB** — M. Evans 31 yd. pass from T. Brady (R. Succop kick) (8-75, 2:29)**TB** — M. Evans 7 yd. pass from T. Brady (R. Succop kick) (10-73, 2:11)**TEAM STATISTICS                      CHIEFS                      BUCCANEERS**

First Downs ..... 26                      20

Total Net Yards ..... 543                      417

Rushes/Net Yards ..... 20/87                      13/75

Net Passing ..... 456                      342

Pass Attempts/Completions ..... 50/37                      41/27

Had Intercepted ..... 0                      2

Sacked/Yards Lost ..... 2/6                      1/3

Punts/Average ..... 4/39.8                      4/52.0

Penalties/Yards ..... 10/82                      8/57

Fumbles/Lost ..... 1/1                      0/0

Possession Time ..... 36:47                      23:13

**RUSHING****KC** — C. Edwards-Helaire 11-37; P. Mahomes 4-28; L. Bell 5-22**TB** — R. Jones II 9-66; L. Fournette 3-10; T. Brady 1-(-1)**RECEIVING****KC** — T. Hill 13-269, 3 TDs; T. Kelce 8-82; S. Watkins 4-38; D. Robinson 5-36; M. Hardman 3-23; L. Bell 2-10; C. Edwards-Helaire 1-2; D. Yelder 1-2**TB** — R. Gronkowski 6-106; C. Godwin 8-97; M. Evans 3-50, 2 TDs; R. Jones II 1-37, TD; C. Brate 4-34; A. Brown 2-11; L. Fournette 3-10**PASSING****KC** — P. Mahomes 49-37-462, 3 TDs, 0 INT; T. Kelce 1-0-(0), 0 TDs, 0 INT**TB** — T. Brady 41-27-345, 3 TDs, 2 INT**INTERCEPTIONS****KC** — B. Breeland 1; T. Mathieu 1**TB** — None**SACKS****KC** — M. Danna 0.5; A. Okafor 0.5**TB** — S. Barrett 1.0; J. Pierre-Paul 1.0**FIELD GOALS****KC** — H. Butker (19) (29)**TB** — R. Succop (26)



## WEEK 13:

## Chiefs 22, Broncos 16

December 6, 2020 • Arrowhead Stadium • 12,578



Denver Broncos .....	3	7	6	0	—	16
Kansas City Chiefs .....	3	6	10	3	—	22

DEN — B.McManus 53 yd. Field Goal (12-42, 5:50)

KC — H.Butker 35 yd. Field Goal (7-58, 3:38)

DEN — T.Patrick 5 yd. pass from D.Lock (B.McManus kick) (7-90, 4:11)

KC — H.Butker 24 yd. Field Goal (7-69, 3:44)

KC — H.Butker 23 yd. Field Goal (5-48, 0:28)

KC — H.Butker 31 yd. Field Goal (10-62, 4:28)

DEN — T.Patrick 10 yd. pass from D.Lock (pass failed) (11-72, 6:42)

KC — T.Kelce 20 yd. pass from P.Mahomes (H.Butker kick) (7-75, 2:44)

KC — H.Butker 48 yd. Field Goal (10-55, 5:03)

## TEAM STATISTICS

## BRONCOS

## CHIEFS

First Downs .....	19	25
Total Net Yards .....	330	447
Rushes/Net Yards .....	33/179	22/134
Net Passing .....	151	313
Pass Attempts/Completions .....	28/15	40/25
Had Intercepted .....	2	0
Sacked/Yards Lost .....	0/0	1/5
Punts/Average .....	3/38.3	3/37.3
Penalties/Yards .....	4/31	5/44
Fumbles/Lost .....	0/0	0/0
Possession Time .....	30:31	29:29

## RUSHING

KC — L. Bell 11-40; D. Williams 6-38; T. Hill 1-30; P. Mahomes 4-26

DEN — M. Gordon III 15-131; P. Lindsay 14-26; K. Hamler 2-13; D. Lock 2-9

## RECEIVING

KC — T. Kelce 8-136, TD; T. Hill 6-58; D. Robinson 2-39; S. Watkins 4-35; L. Bell 2-15; M. Hardman 1-15; N. Keizer 1-15; D. Williams 1-5

DEN — N. Fant 4-57; T. Patrick 4-44, 2 TDs; K. Hamler 2-16; T. Cleveland 1-11; M. Gordon III 1-11; N. Vannett 2-7; J. Jeudy 1-5

## PASSING

KC — P. Mahomes 40-25-318, TD, 0 INT

DEN — D. Lock 28-15-151, 2 TDs, 2 INT

## INTERCEPTIONS

KC — T. Mathieu 2

DEN — None

## SACKS

KC — None

DEN — J. Attaochu 1.0

## FIELD GOALS

KC — H. Butker (35) (24) (23) (31) (48)

DEN — B. McManus (53) 57WL



## WEEK 14:

## Chiefs 33, Dolphins 27

December 13, 2020 • Hard Rock Stadium • 13,057



Kansas City Chiefs .....	0	14	16	3	—	33
Miami Dolphins .....	7	3	0	17	—	27

MIA — M.Gesicki 7 yd. pass from T.Tagovailoa (J.Sanders kick) (7-44, 3:15)

MIA — J.Sanders 31 yd. Field Goal (10-34, 5:23)

KC — T.Hill 32 yd. run (H.Butker kick) (4-75, 2:04)

KC — T.Kelce 6 yd. pass from P.Mahomes (H.Butker kick) (9-74, 2:15)

KC — T.Hill 44 yd. pass from P.Mahomes (H.Butker kick) (3-75, 1:10)

KC — M.Hardman 67 yd. punt return (H.Butker kick)

KC — T.Tagovailoa sacked in end zone by C.Jones for a Safety

MIA — M.Gesicki 29 yd. pass from T.Tagovailoa (J.Sanders kick) (6-80, 2:16)

MIA — T.Tagovailoa 1 yd. run (J.Sanders kick) (14-75, 5:52)

KC — H.Butker 46 yd. Field Goal (10-47, 3:07)

MIA — J.Sanders 44 yd. Field Goal (5-49, 0:52)

## TEAM STATISTICS

## CHIEFS

## DOLPHINS

First Downs .....	22	27
Total Net Yards .....	448	367
Rushes/Net Yards .....	24/94	24/80
Net Passing .....	354	287
Pass Attempts/Completions .....	34/24	49/28
Had Intercepted .....	3	1
Sacked/Yards Lost .....	3/39	4/29
Punts/Average .....	4/49.5	5/46.8
Penalties/Yards .....	8/56	3/35
Fumbles/Lost .....	2/1	1/0
Possession Time .....	28:30	31:30

## RUSHING

KC — C. Edwards-Helaire 16-32; T. Hill 1-32, TD; L. Bell 2-21; P. Mahomes 5-9

MIA — D. Washington 13-35; T. Tagovailoa 6-24, TD; P. Laird 4-19; L. Bowden 1-2

## RECEIVING

KC — T. Kelce 8-136, TD; T. Hill 3-79, TD; C. Edwards-Helaire 5-59; S. Watkins 2-52; M. Hardman 3-40; L. Bell 2-14; D. Robinson 1-13

MIA — L. Bowden 7-82; M. Hollins 5-66; M. Gesicki 5-65, 2 TDs; J. Grant Sr. 3-32; A. Shaheen 2-26; D. Smythe 2-19; D. Washington 2-17; M. Perry 1-5; P. Laird 1-4

## PASSING

KC — P. Mahomes 34-24-393, 2 TDs, 3 INT

MIA — T. Tagovailoa 48-28-316, 2 TDs, 1 INT; L. Bowden 1-0-(0), 0 TDs, 0 INT

## INTERCEPTIONS

KC — T. Mathieu 1

MIA — X. Howard 1; B. Jones 1; E. Rowe 1

## SACKS

KC — F. Clark 1.0; M. Danna 1.0; C. Jones 1.0; T. Wharton 1.0

MIA — J. Baker 2.5; C. Wilkins 0.5

## FIELD GOALS

KC — H. Butker (46)

MIA — J. Sanders 45WR (31) (44)

SUPER BOWL LIV

# CHAMPIONS



**ROSTER, DEPTH & TRANSACTIONS**



# 2020 KANSAS CITY CHIEFS NUMERICAL ROSTER

(As of December 15, 2020)

NO.	NAME	POS.	HT.	WT.	AGE	EXP.	COLLEGE	HOW ACQ.	HOMETOWN
4	Chad Henne	QB	6-3	222	35	13	Michigan	UFA-18	West Lawn, Pa.
5	Tommy Townsend	P	6-1	191	24	R	Florida	CFA-20	Orlando, Fla.
7	Harrison Butker	K	6-4	205	25	4	Georgia Tech	FA-17	Decatur, Ga.
10	Tyreek Hill	WR	5-10	185	26	5	West Alabama	D5b-16	Pearson, Ga.
11	Demarcus Robinson	WR	6-1	203	26	5	Florida	D4c-16	Fort Valley, Ga.
14	Sammy Watkins	WR	6-1	211	27	7	Clemson	UFA-18	Fort Myers, Fla.
15	Patrick Mahomes	QB	6-3	230	25	4	Texas Tech	D1-17	Tyler, Texas
17	Mecole Hardman	WR	5-10	187	22	2	Georgia	D2a-19	Bowman, Ga.
20	Antonio Hamilton	CB	6-0	195	27	5	South Carolina State	FA-20	Johnston, S.C.
21	Bashaud Breeland	CB	5-11	195	28	7	Clemson	UFA-19	Allendale, S.C.
22	Juan Thornhill	S	6-0	205	25	2	Virginia	D2b-19	Altavista, Va.
23	Armani Watts	S	5-11	205	24	3	Texas A&M	D4-18	Forney, Texas
25	Clyde Edwards-Helaire	RB	5-8	209	21	R	LSU	D1-20	Baton Rouge, La.
26	Le'Veon Bell	RB	6-1	225	28	7	Michigan State	FA-20	Reynoldsburg, Ohio
27	Rashad Fenton	CB	5-11	188	23	2	South Carolina	D6a-19	Miami, Fla.
29	BoPete Keyes	CB	6-1	200	23	R	Tulane	D7-20	Laurel, Miss.
31	Darrel Williams	RB	5-11	224	25	3	LSU	CFA-18	Marrero, La.
32	Tyrann Mathieu	S	5-9	190	28	8	LSU	UFA-19	New Orleans, La.
34	Darwin Thompson	RB	5-8	200	23	2	Utah State	D6b-19	Tulsa, Okla.
35	Charvarius Ward	CB	6-1	198	24	3	Middle Tennessee State	T (DAL)-18	McCombs, Miss.
38	L'Jarius Sneed	CB	6-1	193	23	R	LA Tech	D4-20	Minden, La.
41	James Winchester	LS	6-3	240	31	6	Oklahoma	FA-15	Washington, Okla.
42	Anthony Sherman	FB	5-10	242	32	10	Connecticut	T (ARI)-13	North Attleborough, Mass.
47	Darius Harris	LB	6-2	238	24	1	Middle Tennessee State	CFA-19	Horn Lake, Miss.
48	Nick Keizer	TE	6-4	251	25	1	Grand Valley State	FA-19	Kalamazoo, Mich.
49	Daniel Sorensen	S	6-2	208	30	7	BYU	CFA-14	Colton, Calif.
50	Willie Gay	LB	6-1	243	22	R	Mississippi State	D2-20	Starkville, Miss.
51	Mike Danna	DE	6-2	261	23	R	Michigan	D5-20	Detroit, Mich.
53	Anthony Hitchens	LB	6-0	235	28	7	Iowa	UFA-18	Lorain, Ohio
54	Damien Wilson	LB	6-0	245	27	6	Minnesota	UFA-19	Gloster, Miss.
55	Frank Clark	DE	6-3	260	27	6	Michigan	T (SEA)-19	Cleveland, Ohio
56	Ben Niemann	LB	6-2	235	25	3	Iowa	CFA-18	Sycamore, Ill.
57	Alex Okafor	DE	6-4	261	29	8	Texas	UFA-19	Dallas, Texas
62	Austin Reiter	C	6-3	300	29	5	South Florida	W (CLE)-18	Bradenton, Fla.
64	Mike Pennel	DT	6-4	330	29	7	Colorado State-Pueblo	FA-19	Aurora, Colo.
67	Daniel Kilgore	C	6-3	291	32	10	Appalachian State	FA-20	Kingsport, Tenn.
72	Eric Fisher	T	6-7	315	29	8	Central Michigan	D1-13	Rochester, Mich.
73	Nick Allegretti	G	6-4	320	24	2	Illinois	D7-19	Frankfort, Ill.
74	Martinas Rankin	T	6-5	311	26	3	Mississippi State	T (HOU)-19	Mendenhall, Miss.
75	Mike Remmers	T	6-5	308	31	8	Oregon State	FA-20	Portland, Ore.
77	Andrew Wylie	G	6-6	309	26	3	Eastern Michigan	FA-17	Midland, Mich.
79	Yasir Durant	OL	6-7	330	22	R	Missouri	CFA-20	Philadelphia, Pa.
82	Deon Yelder	TE	6-4	255	25	3	Western Kentucky	FA-18	Louisville, Ky.
83	Ricky Seals-Jones	TE	6-5	243	25	4	Texas A&M	FA-20	Sealy, Texas
87	Travis Kelce	TE	6-5	260	31	8	Cincinnati	D3a-13	Cleveland Heights, Ohio
90	Tim Ward	DE	6-6	255	23	1	Old Dominion	CFA-19	High Point, N.C.
91	Derrick Nnadi	DT	6-1	312	24	3	Florida State	D3a-18	Virginia Beach, Va.
92	Tanoh Kpassagnon	DE	6-7	289	26	4	Villanova	D2-17	Kalamazoo, Mich.
95	Chris Jones	DT	6-6	310	26	5	Mississippi State	D2-16	Houston, Miss.
98	Tershawn Wharton	DT	6-4	255	22	R	Missouri S&T	CFA-20	University City, Mo.
99	Khalen Saunders	DT	6-0	324	24	2	Western Illinois	D3-19	St. Louis, Mo.
<b>Practice Squad</b>									
6	Johnny Townsend	P	6-1	205	25	2	Florida	FA-20	Orlando, Fla.
8	Matt Moore	QB	6-3	219	36	13	Oregon State	FA-19	Van Nuys, Calif.
12	Gehrig Dieter	WR	6-3	207	27	2	Alabama	CFA-17	South Bend, Ind.
30	DeAndre Baker	CB	5-11	189	23	2	Georgia	FA-20	Miami, Fla.
40	Rodney Clemons	DB	6-0	205	23	R	SMU	CFA-20	Katy, Texas
43	Emmanuel Smith	LB	6-2	240	25	1	Vanderbilt	FA-19	Murfreesboro, Tenn.
45	Chris Lammons	CB	5-10	190	24	2	South Carolina	FA-19	Lauderhill, Fla.
52	Demone Harris	DE	6-4	272	24	2	Buffalo	FA-19	Buffalo, N.Y.
59	Omari Cobb	LB	6-4	223	23	R	Marshall	CFA-20	Port St. Lucie, Fla.
61	Stefen Wisniewski	G	6-3	305	31	10	Penn State	FA-20	Pittsburgh, Pa.
65	Danny Isidora	G	6-3	306	26	4	Miami	FA-20	Weston, Fla.
66	Darryl Williams	OL	6-3	310	23	R	Mississippi State	CFA-20	Bessemer, Ala.
68	Bryan Witzmann	G	6-7	320	30	6	South Dakota State	FA-20	Houlton, Wis.
88	Jody Fortson	WR	6-6	230	25	1	Valdosta State	CFA-19	Buffalo, N.Y.
89	Maurice Ffrench	WR	5-11	200	22	R	Pittsburgh	CFA-20	New Brunswick, N.J.
<b>Reserve/Injured</b>									
13	Byron Pringle	WR	6-1	203	27	3	Kansas State	CFA-18	Tampa, Fla.
30	Alex Brown	DB	5-11	170	24	1	South Carolina State	FA-19	Holly Hill, S.C.
44	Dorian O'Daniel	LB	6-1	220	26	3	Clemson	D3b-18	Olney, Md.
70	Kelechi Osemele	G	6-5	330	31	9	Iowa State	FA-20	Houston, Texas
71	Mitchell Schwartz	T	6-5	320	31	9	California	UFA-16	Pacific Palisades, Calif.
94	Taco Charlton	DE	6-6	270	26	4	Michigan	FA-20	Pickerington, Ohio

**HEAD COACH:** Andy Reid

**OFFENSE:** Eric Bieniemy (Offensive Coordinator); Joe Bleymaier (Pass Game Analyst/Asst. QBs); Porter Ellett (Offensive Quality Control); David Girardi (Offensive Quality Control); Andy Heck (Offensive Line); Mike Kafka (QB/Pass Game Coordinator); Greg Lewis (Wide Receivers); Corey Mattheai (Asst. Offensive Line); Deland McCullough (Running Backs); Tom Melvin (Tight Ends).

**DEFENSE:** Steve Spagnuolo (Defensive Coordinator); Terry Bradden (Defensive Quality Control); Brendan Daly (Run Game Coordinator/Defensive Line); Connor Embree (Defensive Assistant); Matt House (Linebackers); Sam Madison (Defensive Backs/Cornerbacks); Dave Merritt (Defensive Backs); Britt Reid (Linebackers/Outside Linebackers); Alex Whittingham (Defensive Quality Control).

**SPECIALISTS:** Dave Toub (Assistant Head Coach/Special Teams Coordinator); Andy Hill (Asst. Special Teams).

**MISCELLANEOUS:** Barry Rubin (Head Strength & Conditioning); Greg Carbin (Asst. Strength & Conditioning); Travis Crittenden (Asst. Strength & Conditioning); Ryan Reynolds (Asst. Strength & Conditioning/Sport Science); Mike Frazier (Statistical Analysis Coordinator); Dan Williams (Senior Asst. to Head Coach).

# 2020 KANSAS CITY CHIEFS ALPHABETICAL ROSTER

(As of December 15, 2020)

NO.	NAME	POS.	HT.	WT.	AGE	EXP.	COLLEGE	HOW ACQ.	HOMETOWN
73	Allegretti, Nick	G	6-4	320	24	2	Illinois	D7-19	Frankfort, Ill.
26	Bell, Le'Veon	RB	6-1	225	28	7	Michigan State	FA-20	Reynoldsburg, Ohio
21	Breeland, Bashaud	CB	5-11	195	28	7	Clemson	UFA-19	Allendale, S.C.
7	Butker, Harrison	K	6-4	205	25	4	Georgia Tech	FA-17	Decatur, Ga.
55	Clark, Frank	DE	6-3	260	27	6	Michigan	T (SEA)-19	Cleveland, Ohio
51	Danna, Mike	DE	6-2	261	23	R	Michigan	D5-20	Detroit, Mich.
79	Durant, Yasir	OL	6-7	330	22	R	Missouri	CFA-20	Philadelphia, Pa.
25	Edwards-Helaire, Clyde	RB	5-8	209	21	R	LSU	D1-20	Baton Rouge, La.
27	Fenton, Rashad	CB	5-11	188	23	2	South Carolina	D6a-19	Miami, Fla.
72	Fisher, Eric	T	6-7	315	29	8	Central Michigan	D1-13	Rochester, Mich.
50	Gay, Willie	LB	6-1	243	22	R	Mississippi State	D2-20	Starkville, Miss.
20	Hamilton, Antonio	CB	6-0	195	27	5	South Carolina State	FA-20	Johnston, S.C.
17	Hardman, Mecole	WR	5-10	187	22	2	Georgia	D2a-19	Bowman, Ga.
47	Harris, Darius	LB	6-2	238	24	1	Middle Tennessee State	CFA-19	Horn Lake, Miss.
4	Henne, Chad	QB	6-3	222	35	13	Michigan	UFA-18	West Lawn, Pa.
10	Hill, Tyreek	WR	5-10	185	26	5	West Alabama	D5b-16	Pearson, Ga.
53	Hitchens, Anthony	LB	6-0	235	28	7	Iowa	UFA-18	Lorain, Ohio
95	Jones, Chris	DT	6-6	310	26	5	Mississippi State	D2-16	Houston, Miss.
48	Keizer, Nick	TE	6-4	251	25	1	Grand Valley State	FA-19	Kalamazoo, Mich.
87	Kelce, Travis	TE	6-5	260	31	8	Cincinnati	D3a-13	Cleveland Heights, Ohio
29	Keyes, BoPete	CB	6-1	200	23	R	Tulane	D7-20	Laurel, Miss.
67	Kilgore, Daniel	C	6-3	291	32	10	Appalachian State	FA-20	Kingsport, Tenn.
92	Kpassagnon, Tanoh	DE	6-7	289	26	4	Villanova	D2-17	Kalamazoo, Mich.
15	Mahomes, Patrick	QB	6-3	230	25	4	Texas Tech	D1-17	Tyler, Texas
32	Mathieu, Tyrann	S	5-9	190	28	8	LSU	UFA-19	New Orleans, La.
56	Niemann, Ben	LB	6-2	235	25	3	Iowa	CFA-18	Sycamore, Ill.
91	Nnadi, Derrick	DT	6-1	312	24	3	Florida State	D3-18	Virginia Beach, Va.
57	Okafor, Alex	DE	6-4	261	29	8	Texas	UFA-19	Dallas, Texas
64	Pennel, Mike	DT	6-4	330	29	7	Colorado State-Pueblo	FA-19	Aurora, Colo.
74	Rankin, Martinus	T	6-5	311	26	3	Mississippi State	T (HOU)-19	Mendenhall, Miss.
62	Reiter, Austin	C	6-3	300	29	5	South Florida	W (CLE)-18	Bradenton, Fla.
75	Remmers, Mike	T	6-5	308	31	8	Oregon State	FA-20	Portland, Ore.
11	Robinson, Demarcus	WR	6-1	203	26	5	Florida	D4c-16	Fort Valley, Ga.
99	Saunders, Khalel	DT	6-0	324	24	2	Western Illinois	D3-19	St. Louis, Mo.
83	Seals-Jones, Ricky	TE	6-5	243	25	4	Texas A&M	FA-20	Sealy, Texas
42	Sherman, Anthony	FB	5-10	242	32	10	Connecticut	T (ARI)-13	North Attleborough, Mass.
38	Sneed, L'Jarius	CB	6-1	193	23	R	LA Tech	D4-20	Minden, La.
49	Sorensen, Daniel	S	6-2	208	30	7	BYU	CFA-14	Colton, Calif.
34	Thompson, Darwin	RB	5-8	200	23	2	Utah State	D6b-19	Tulsa, Okla.
22	Thornhill, Juan	S	6-0	205	25	2	Virginia	D2b-19	Altavista, Va.
5	Townsend, Tommy	P	6-1	191	24	R	Florida	CFA-20	Orlando, Fla.
35	Ward, Charvarius	CB	6-1	198	24	3	Middle Tennessee State	T (DAL)-18	McCombs, Miss.
90	Ward, Tim	DE	6-6	255	23	1	Old Dominion	CFA-19	High Point, N.C.
14	Watkins, Sammy	WR	6-1	211	27	7	Clemson	UFA-18	Fort Myers, Fla.
23	Watts, Armani	S	5-11	205	24	3	Texas A&M	D4-18	Forney, Texas
98	Wharton, Tereshawn	DT	6-4	255	22	R	Missouri S&T	CFA-20	University City, Mo.
31	Williams, Darrel	RB	5-11	224	25	3	LSU	CFA-18	Marrero, La.
54	Wilson, Damien	LB	6-0	245	27	6	Minnesota	UFA-19	Gloster, Miss.
41	Winchester, James	LS	6-3	240	31	6	Oklahoma	FA-15	Washington, Okla.
77	Wylie, Andrew	G	6-6	309	26	3	Eastern Michigan	FA-17	Midland, Mich.
82	Yelder, Deon	TE	6-4	255	25	3	Western Kentucky	FA-18	Louisville, Ky.

## Practice Squad

30	Baker, DeAndre	CB	5-11	189	23	2	Georgia	FA-20	Miami, Fla.
40	Clemons, Rodney	DB	6-0	205	23	R	SMU	CFA-20	Katy, Texas
59	Cobb, Omari	LB	6-4	223	23	R	Marshall	CFA-20	Port St. Lucie, Fla.
12	Dieter, Gehrig	WR	6-3	207	27	2	Alabama	CFA-17	South Bend, Ind.
89	Ffrench, Maurice	WR	5-11	200	22	R	Pittsburgh	CFA-20	New Brunswick, N.J.
88	Fortson, Jody	WR	6-6	230	25	1	Valdosta State	CFA-19	Buffalo, N.Y.
52	Harris, Demone	DE	6-4	272	24	2	Buffalo	FA-19	Buffalo, N.Y.
65	Isidora, Danny	G	6-3	306	26	4	Miami	FA-20	Weston, Fla.
45	Lammons, Chris	CB	5-10	190	24	2	South Carolina	FA-19	Lauderhill, Fla.
8	Moore, Matt	QB	6-3	219	36	13	Oregon State	FA-19	Van Nuys, Calif.
43	Smith, Emmanuel	LB	6-2	240	25	1	Vanderbilt	FA-19	Murfreesboro, Tenn.
6	Townsend, Johnny	P	6-1	205	25	2	Florida	FA-20	Orlando, Fla.
66	Williams, Darryl	OL	6-3	310	23	R	Mississippi State	CFA-20	Bessemer, Ala.
61	Wisniewski, Stefan	G	6-3	305	31	10	Penn State	FA-20	Pittsburgh, Pa.
68	Witzmann, Bryan	G	6-7	320	30	6	South Dakota State	FA-20	Houlton, Wis.

## Reserve/Injured

30	Brown, Alex	DB	5-11	170	24	1	South Carolina State	FA-19	Holly Hill, S.C.
94	Charlton, Taco	DE	6-6	270	26	4	Michigan	FA-20	Pickerington, Ohio
44	O'Daniel, Dorian	LB	6-1	220	26	3	Clemson	D3b-18	Olney, Md.
70	Osemele, Kelechi	G	6-5	330	31	9	Iowa State	FA-20	Houston, Texas
13	Pringle, Byron	WR	6-1	203	27	3	Kansas State	CFA-18	Tampa, Fla.
71	Schwartz, Mitchell	T	6-5	320	31	9	California	UFA-16	Pacific Palisades, Calif.

**HEAD COACH:** Andy Reid

**OFFENSE:** Eric Bieniemy (Offensive Coordinator); Joe Bleymaier (Pass Game Analyst/Asst. QBs); Porter Ellett (Offensive Quality Control); David Girardi (Offensive Quality Control); Andy Heck (Offensive Line); Mike Kafka (QB/Pass Game Coordinator); Greg Lewis (Wide Receivers); Corey Mattheai (Asst. Offensive Line); Deland McCullough (Running Backs); Tom Melvin (Tight Ends).

**DEFENSE:** Steve Spagnuolo (Defensive Coordinator); Terry Bradden (Defensive Quality Control); Brendan Daly (Run Game Coordinator/Defensive Line); Connor Embree (Defensive Assistant); Matt House (Linebackers); Sam Madison (Defensive Backs/Cornerbacks); Dave Merritt (Defensive Backs); Britt Reid (Linebackers/Outside Linebackers); Alex Whittingham (Defensive Quality Control).

**SPECIALISTS:** Dave Toub (Assistant Head Coach/Special Teams Coordinator); Andy Hill (Asst. Special Teams).

**MISCELLANEOUS:** Barry Rubin (Head Strength & Conditioning); Greg Carbin (Asst. Strength & Conditioning); Travis Crittenden (Asst. Strength & Conditioning); Ryan Reynolds (Asst. Strength & Conditioning/Sport Science); Mike Frazier (Statistical Analysis Coordinator); Dan Williams (Senior Asst. to Head Coach).

# 2020 KANSAS CITY CHIEFS BY-POSITION ROSTER

(As of December 15, 2020)

## QUARTERBACKS (2)

NO.	NAME	POS.	HT.	WT.	AGE	EXP.	COLLEGE	HOMETOWN	HOW ACQ.
4	Henne, Chad	QB	6-3	222	35	13	Michigan	West Lawn, Pa.	UFA-18
15	Mahomes, Patrick	QB	6-3	230	25	4	Texas Tech	Tyler, Texas	D1-17

## RUNNING BACKS (5)

NO.	NAME	POS.	HT.	WT.	AGE	EXP.	COLLEGE	HOMETOWN	HOW ACQ.
26	Bell, Le'Veon	RB	6-1	225	28	7	Michigan State	Reynoldsburg, Ohio	FA-20
25	Edwards-Helaire, Clyde	RB	5-8	209	21	R	LSU	Baton Rouge, La.	D1-20
42	Sherman, Anthony	FB	5-10	242	32	10	Connecticut	North Attleborough, Mass.	T (ARI)-13
34	Thompson, Darwin	RB	5-8	200	23	2	Utah State	Tulsa, Okla.	D6b-19
31	Williams, Darrel	RB	5-11	224	25	3	LSU	Marrero, La.	CFA-18

## WIDE RECEIVERS (4)

NO.	NAME	POS.	HT.	WT.	AGE	EXP.	COLLEGE	HOMETOWN	HOW ACQ.
17	Hardman, Mecole	WR	5-10	187	22	2	Georgia	Bowman, Ga.	D2a-19
10	Hill, Tyreek	WR	5-10	185	26	5	West Alabama	Pearson, Ga.	D5b-16
11	Robinson, Demarcus	WR	6-1	203	26	5	Florida	Fort Valley, Ga.	D4c-16
14	Watkins, Sammy	WR	6-1	211	27	7	Clemson	Fort Myers, Fla.	UFA-18

## TIGHT ENDS (4)

NO.	NAME	POS.	HT.	WT.	AGE	EXP.	COLLEGE	HOMETOWN	HOW ACQ.
48	Keizer, Nick	TE	6-4	251	25	1	Grand Valley State	Kalamazoo, Mich.	FA-19
87	Kelce, Travis	TE	6-5	260	28	8	Cincinnati	Cleveland Heights, Ohio	D3a-13
83	Seals-Jones, Ricky	TE	6-5	243	25	4	Texas A&M	Sealy, Texas	FA-20
82	Yelder, Deon	TE	6-4	255	25	3	Western Kentucky	Louisville, Ky.	FA-18

## OFFENSIVE LINE (8)

NO.	NAME	POS.	HT.	WT.	AGE	EXP.	COLLEGE	HOMETOWN	HOW ACQ.
73	Allegretti, Nick	G	6-4	320	24	2	Illinois	Frankfort, Ill.	D7-19
79	Durant, Yasir	OL	6-7	330	22	R	Missouri	Philadelphia, Pa.	CFA-20
72	Fisher, Eric	T	6-7	315	29	8	Central Michigan	Rochester, Mich.	D1-13
67	Kilgore, Daniel	C	6-3	291	32	10	Appalachian State	Kingsport, Tenn.	FA-20
74	Rankin, Martinus	T	6-5	311	26	3	Mississippi State	Mendenhall, Miss.	T (HOU)-19
62	Reiter, Austin	C	6-3	300	29	5	South Florida	Bradenton, Fla.	W (CLE)-18
75	Remmers, Mike	T	6-5	308	31	8	Oregon State	Portland, Ore.	FA-20
77	Wylie, Andrew	G	6-6	309	26	3	Eastern Michigan	Midland, Mich.	FA-17

## DEFENSIVE LINE (10)

NO.	NAME	POS.	HT.	WT.	AGE	EXP.	COLLEGE	HOMETOWN	HOW ACQ.
55	Clark, Frank	DE	6-3	260	27	6	Michigan	Cleveland, Ohio	T (SEA)-10
51	Danna, Mike	DE	6-2	261	23	R	Michigan	Detroit, Mich.	D5-20
95	Jones, Chris	DT	6-6	310	26	5	Mississippi State	Houston, Miss.	D2-16
92	Kpassagnon, Tanoh	DE	6-7	289	26	4	Villanova	Kalamazoo, Mich.	D2-17
91	Nnadi, Derrick	DT	6-1	312	24	3	Florida State	Virginia Beach, Va.	D3-18
57	Okafor, Alex	DE	6-4	261	29	8	Texas	Dallas, Texas	UFA-19
64	Pennel, Mike	DT	6-4	330	29	7	Colorado State-Pueblo	Aurora, Colo.	FA-19
99	Saunders, Khalel	DT	6-0	324	24	2	Western Illinois	St. Louis, Mo.	D3-19
90	Ward, Tim	DE	6-6	255	23	1	Old Dominion	High Point, N.C.	CFA-19
98	Wharton, Terrence	DT	6-4	255	22	R	Missouri S&T	University City, Mo.	CFA-20

## LINEBACKERS (5)

NO.	NAME	POS.	HT.	WT.	AGE	EXP.	COLLEGE	HOMETOWN	HOW ACQ.
50	Gay, Willie	LB	6-1	243	22	R	Mississippi State	Starkville, Miss.	D2-20
47	Harris, Darius	LB	6-2	238	24	1	Middle Tennessee State	Horn Lake, Miss.	CFA-19
53	Hitchens, Anthony	LB	6-0	235	28	7	Iowa	Lorain, Ohio	UFA-18
56	Niemann, Ben	LB	6-2	235	25	3	Iowa	Sycamore, Ill.	CFA-18
54	Wilson, Damien	LB	6-0	245	27	6	Minnesota	Gloster, Miss.	UFA-19

## DEFENSIVE BACKS (10)

NO.	NAME	POS.	HT.	WT.	AGE	EXP.	COLLEGE	HOMETOWN	HOW ACQ.
21	Breeland, Bashaud	CB	5-11	195	28	7	Clemson	Allendale, S.C.	UFA-19
27	Fenton, Rashad	CB	5-11	188	23	2	South Carolina	Miami, Fla.	D6a-19
20	Hamilton, Antonio	CB	6-0	195	27	5	South Carolina State	Johnston, S.C.	FA-20
29	Keyes, BoPete	CB	6-1	200	23	R	Tulane	Laurel, Miss.	D7-20
32	Mathieu, Tyrann	S	5-9	190	28	8	LSU	New Orleans, La.	UFA-19
38	Sneed, L'Jarius	CB	6-1	193	23	R	LA Tech	Minden, La.	D4-20
49	Sorensen, Daniel	S	6-2	208	30	7	BYU	Colton, Calif.	CFA-14
22	Thornhill, Juan	S	6-0	205	25	2	Virginia	Altavista, Va.	D2b-19
35	Ward, Charvarius	CB	6-1	198	24	3	Middle Tennessee State	McCombs, Miss.	T (DAL)-18
23	Watts, Armani	S	5-11	205	24	3	Texas A&M	Forney, Texas	D4-18

## SPECIALISTS (3)

NO.	NAME	POS.	HT.	WT.	AGE	EXP.	COLLEGE	HOMETOWN	HOW ACQ.
7	Butker, Harrison	K	6-4	205	25	4	Georgia Tech	Decatur, Ga.	FA-17
5	Townsend, Tommy	P	6-1	191	24	R	Florida	Orlando, Fla.	CFA-20
41	Winchester, James	LS	6-3	240	31	6	Oklahoma	Washington, Okla.	FA-15



# 2020 KANSAS CITY CHIEFS UNOFFICIAL DEPTH CHART

(As of December 15, 2020)

## OFFENSE

WR	10 Tyreek Hill	17 Mecole Hardman		
LT	72 Eric Fisher	74 Martinus Rankin		
LG	73 Nick Allegretti	<u>79 Yasir Durant</u>		
C	62 Austin Reiter	67 Daniel Kilgore		
RG	77 Andrew Wylie	<u>79 Yasir Durant</u>		
RT	75 Mike Remmers	74 Martinus Rankin		
TE	87 Travis Kelce	48 Nick Keizer	82 Deon Yelder	83 Ricky Seals-Jones
WR	14 Sammy Watkins	11 Demarcus Robinson		
QB	15 Patrick Mahomes	4 Chad Henne		
RB	<u>25 Clyde Edwards-Helaire</u>	26 Le'Veon Bell	31 Darrel Williams	34 Darwin Thompson
FB	42 Anthony Sherman			

## DEFENSE

LDE	92 Tanoh Kpassagnon	57 Alex Okafor	90 Tim Ward	
LDT	95 Chris Jones	99 Khalel Saunders	<u>98 Tershawn Wharton</u>	
RDT	91 Derrick Nnadi	64 Mike Pennel		
RDE	55 Frank Clark	<u>51 Mike Danna</u>		
LB	53 Anthony Hitchens	56 Ben Niemann		
LB	54 Damien Wilson	<u>50 Willie Gay</u>	47 Darius Harris	
LCB	35 Charvarius Ward	<u>38 L'Jarius Sneed</u>	<u>29 BoPete Keyes</u>	
RCB	21 Bashaud Breeland	27 Rashad Fenton		
CB	27 Rashad Fenton	20 Antonio Hamilton		
FS	49 Daniel Sorensen	22 Juan Thornhill	23 Armani Watts	
SS	32 Tyrann Mathieu			

## SPECIALISTS

P	<u>5 Tommy Townsend</u>	
K	7 Harrison Butker	<u>5 Tommy Townsend</u>
H	<u>5 Tommy Townsend</u>	
LS	41 James Winchester	
PR	17 Mecole Hardman	10 Tyreek Hill
KR	17 Mecole Hardman	27 Rashad Fenton

Rookies Underlined

## PRONUNCIATION GUIDE

Nick Allegretti	al-uh-GRET-ee
Le'Veon Bell	LAY-vee-on
Bashaud Breeland	BA-shaud
Yasir Durant	YAH-seer
Clyde Edwards-Helaire	EE-lair
Mecole Hardman	MUH-cole
Tyreek Hill	tie-REEK
Travis Kelce	KEL-see
Tanoh Kpassagnon	TAWN-o pass-N-yo
Tyrann Mathieu	TY-run MATH-you
Ben Niemann	NEE-man
Derrick Nnadi	NAH-dee
Alex Okafor	OH-kuh-for
Mike Pennel	puh-NELL
Martinus Rankin	marr-TEE-nus
Austin Reiter	RIGHT-er
Charvarius Ward	CHAR-Vair-EE-us
Andrew Wylie	WHY-lee

## HOW THE 2020 CHIEFS ROSTER WAS BUILT

(As of December 15, 2020)

YEAR	DRAFT	FREE AGENTS	TRADE/WAIVERS
2013	T Eric Fisher (1) TE Travis Kelce (3a)		FB Anthony Sherman (T/ARI)
2014		S Daniel Sorensen (CFA)	
2015		LS James Winchester (FA)	
2016	DT Chris Jones (2) WR Demarcus Robinson (4c) WR Tyreek Hill (5b)		
2017	QB Patrick Mahomes (1) DE Tanoh Kpassagnon (2)	K Harrison Butker (FA) G Andrew Wylie (FA)	
2018	DT Derrick Nnadi (3a) S Armani Watts (4)	QB Chad Henne (UFA) LB Anthony Hitchens (UFA) LB Ben Niemann (CFA) WR Sammy Watkins (UFA) RB Darrel Williams (CFA) TE Deon Yelder (FA)	CB Charvarius Ward (T/DAL) C Austin Reiter (W/CLE)
2019	WR Mecole Hardman (2a) S Juan Thornhill (2b) DT Khaleke Hudson (3) CB Rashad Fenton (6a) RB Darwin Thompson (6b) G Nick Allegretti (7)	CB Bashaud Breeland (UFA) LB Darius Harris (CFA) TE Nick Keizer (FA) S Tyrann Mathieu (UFA) DE Alex Okafor (UFA) DT Mike Pennel (FA) DE Tim Ward (CFA) LB Damien Wilson (UFA)	DE Frank Clark (T/SEA) T Martinas Rankin (T/HOU)
2020	RB Clyde Edwards-Helaire (1) LB Willie Gay (2) CB L'Jarius Sneed (4) DE Mike Danna (5) CB BoPete Keyes (7)	RB Le'Veon Bell (FA) OL Yasir Durant (CFA) CB Antonio Hamilton (FA) C Daniel Kilgore (FA) T Mike Remmers (FA) TE Ricky Seals-Jones (FA) P Tommy Townsend (CFA) DT Tershawn Washington (CFA)	
<b><u>TOTAL ROSTER BREAKDOWN</u></b>		8 Unrestricted Free Agents 10 Free Agents 8 College Free Agents	1 Waiver Claim 4 Trades

## 2020 CHIEFS ROSTER BY EXPERIENCE

(As of December 15, 2020)

<b><u>13th Year (1)</u></b>	<b><u>6th Year (3)</u></b>	<b><u>3rd Year (8)</u></b>	<b><u>1st Year (3)</u></b>
QB Chad Henne	DE Frank Clark	LB Ben Niemann	LB Darius Harris
	LB Damien Wilson	DT Derrick Nnadi	TE Nick Keizer
<b><u>10th Year (2)</u></b>	LS James Winchester	T Martinas Rankin	DE Tim Ward
C Daniel Kilgore		CB Charvarius Ward	
FB Anthony Sherman	<b><u>5th Year (5)</u></b>	S Armani Watts	<b><u>Rookie (8)</u></b>
	CB Antonio Hamilton	RB Darrel Williams	DE Mike Danna
<b><u>8th Year (5)</u></b>	WR Tyreek Hill	G Andrew Wylie	OL Yasir Durant
T Eric Fisher	DT Chris Jones	TE Deon Yelder	RB Clyde Edwards-Helaire
TE Travis Kelce	OL Austin Reiter		LB Willie Gay
S Tyrann Mathieu	WR Demarcus Robinson	<b><u>2nd Year (6)</u></b>	CB BoPete Keyes
DE Alex Okafor		G Nick Allegretti	CB L'Jarius Sneed
T Mike Remmers	<b><u>4th Year (4)</u></b>	CB Rashad Fenton	P Tommy Townsend
	K Harrison Butker	WR Mecole Hardman	DT Tershawn Wharton
<b><u>7th Year (6)</u></b>	LB Tanoh Kpassagnon	DT Khalel Saunders	
RB Le'Veon Bell	QB Patrick Mahomes	RB Darwin Thompson	
CB Bashaud Breeland	TE Ricky Seals-Jones	S Juan Thornhill	
LB Anthony Hitchens			
DT Mike Pennel			
S Daniel Sorensen			
WR Sammy Watkins			

## 2020 CHIEFS ROSTER BY DRAFT ROUND

[Overall selection in brackets]

<b><u>1st Round (4)</u></b>
[1] T Eric Fisher (2013) [4] WR Sammy Watkins (2014-BUF) [10] QB Patrick Mahomes (2017) [32] RB Clyde Edwards-Helaire (2020)
<b><u>2nd Round (8)</u></b>
[37] DT Chris Jones (2016) [48] RB Le'Veon Bell (2013-PIT) [56] WR Mecole Hardman (2019) [57] QB Chad Henne (2008)-MIA) [59] DE Tanoh Kpassagnon (2017) [63] DE Frank Clark (2015-SEA) [63] S Juan Thornhill (2019) [63] LB Willie Gay (2020)
<b><u>3rd Round (5)</u></b>
[63] TE Travis Kelce (2013) [69] S Tyrann Mathieu (2013-ARI) [75] DT Derrick Nnadi (2018) [84] DT Khalel Saunders (2019) [80] T Martinas Rankin (2018-HOU)
<b><u>4th Round (7)</u></b>
[102] CB Bashaud Breeland (2014-WAS) [103] DE Alex Okafor (2013-ARI) [119] LB Anthony Hitchens (2014-DAL) [124] S Armani Watts (2018) [126] WR Demarcus Robinson (2016) [127] LB Damien Wilson (2015-DAL) [138] CB L'Jarius Sneed (2020)
<b><u>5th Round (4)</u></b>
[136] FB Anthony Sherman (2011-ARI) [163] C Daniel Kilgore (2011-SF) [165] WR Tyreek Hill (2016) [177] DE Mike Danna (2020)
<b><u>6th Round (2)</u></b>
[201] CB Rashad Fenton (2019) [210] RB Darwin Thompson (2019)
<b><u>7th Round (4)</u></b>
[216] G Nick Allegretti (2019) [222] C Austin Reiter (2015-CLE) [233] K Harrison Butker (2017-CAR) [237] CB BoPete Keyes (2020)
<b><u>Undrafted (17)</u></b>
T Mike Remmers (2012-DEN), LS James Winchester (2013-PHI), DT Mike Pennel (2014-GB), S Daniel Sorensen (2014), CB Antonio Hamilton (2016-OAK), TE Ricky Seals-Jones (2017-ARI), G Andrew Wylie (2017-IND), TE Nick Keizer (2018-BAL), LB Ben Niemann (2018), CB Charvarius Ward (2018-DAL), TE Deon Yelder (2018-NO), RB Darrel Williams (2018), LB Darius Harris (2019), DE Tim Ward (2019), OL Yasir Durant (2020), P Tommy Townsend (2020), DT Tershawn Wharton (2020)



# KANSAS CITY CHIEFS 2020 TRANSACTIONS

(as of 12/15/20)

Date	Player	Transaction
Jan. 8	LANIER, Anthony, DE	Reserve/Future signing
Jan. 9	MACK, Alize, TE	Reserve/Future signing
Jan. 9	MARSHALL, Marcus, RB	Reserve/Future signing
Feb. 4	FORTSON, Jody, WR	Signed
Feb. 4	HOYETT, Braxton, DT	Signed
Feb. 4	KEIZER, Nick, TE	Signed
Feb. 4	LAMMONS, Chris, DB	Signed
Feb. 4	LAWRENCE, Devaroe, DT	Signed
Feb. 4	MCGUIRE, Elijah, RB	Signed
Feb. 4	SHURMUR, Kyle, QB	Signed
Feb. 4	SMITH, Emmanuel, LB	Signed
Feb. 4	WEBER, Mike, RB	Signed
Mar. 16	JONES, Chris, DT	Designated the franchise tag
Mar. 19	HENNE, Chad, QB	Signed
April 2	HAMILTON, Antonio, CB	Signed
April 2	REMMERS, Mike, OL	Signed
April 2	TA'AMU, Jordan, QB	Signed
April 6	PENNEL, Mike, DT	Signed
April 6	SHERMAN, Anthony, FB	Signed
April 8	ROBINSON, Demarcus, WR	Signed
April 9	SEALS-JONES, Ricky, TE	Signed
April 13	NEWSOME, Tyler, P	Signed
April 14	BREELAND, Bashaud, CB	Signed
April 15	WASHINGTON, DeAndré, RB	Signed
April 23	EDWARDS-HELAIRE, Clyde, RB	Drafted in 1 <sup>st</sup> Round
April 24	GAY, Willie, LB	Drafted in 2 <sup>nd</sup> Round
April 24	NIANG, Lucas, OL	Drafted in 3 <sup>rd</sup> Round
April 25	SNEED, L'Jarius, CB	Drafted in 4 <sup>th</sup> Round
April 25	DANNA, Mike, DE	Drafted in 5 <sup>th</sup> Round
April 25	KEYES, BoPete, CB	Drafted in 7 <sup>th</sup> Round
April 28	LANIER, Anthony, DE	Released
April 28	MARSHALL, Marcus, RB	Released
April 28	SHURMUR, Kyle, QB	Released
April 28	COLQUITT, Dustin, P	Released
April 30	BACCELLIA, Andre, WR	Signed
April 30	BAILEY, Hakeem, DB	Signed
April 30	CLEMONS, Rodney, DB	Signed
April 30	COBB, Omari, LB	Signed
April 30	DAVIS, Javaris, DB	Signed
April 30	DURANT, Yasir, OL	Signed
April 30	FAIR, Jovahn, OL	Signed
April 30	FFRENCH, Maurice, WR	Signed
April 30	HIFO, Aleva, WR	Signed
April 30	HILL, Lavert, DB	Signed
April 30	JULIUS, Jalen, DB	Signed
April 30	LIPSCOMB, Kalija, WR	Signed
April 30	SHELTON-MOSLEY, Justice, WR	Signed
April 30	TOWNSEND, Tommy, P	Signed
April 30	WHARTON, Tereshawn, DE	Signed
April 30	WHITE, Cody, WR	Signed
April 30	WILLIAMS, Darryl, OL	Signed
April 30	WRIGHT, Bryan, LB	Signed
May 3	MACK, Alize, TE	Released
May 3	WEBER, Mike, RB	Released
May 6	CHARLTON, Taco, DE	Signed
May 6	PATTERSON, Shea, QB	Signed
June 5	DAVIS, Felton, WR	Released
July 6	MAHOMES, Patrick, QB	Re-signed
June 9	SOROH, Andrew, S	Signed
July 10	MOORE, Matt, QB	Signed
July 10	PATTERSON, Shea	Released
July 15	JONES, Chris, DT	Re-signed
July 26	EDWARDS-HELAIRE, Clyde, RB	Signed
July 26	GAY, Willie, LB	Signed
July 26	NIANG, Lucas, OL	Signed
July 26	SNEED, L'Jarius, CB	Signed
July 26	DANNA, Mike, DE	Signed
July 26	KEYES, BoPete, CB	Signed
July 26	DAVIS, Javaris, DB	Released
July 26	WHITE, Cody, WR	Released
July 26	HIFO, Aleva, WR	Placed on Reserve/COVID-19
July 29	FAIR, Jovahn, G	Released
July 29	HOYETT, Braxton, DT	Released
July 29	JULIUS, Jalen, DB	Released
July 29	LOVETT, John, FB	Released
July 29	NEWSOME, Tyler, P	Released
July 29	WRIGHT, Bryan, LB	Released
July 29	DUVERNAY-TARDIF, Laurent, G	Elected to Opt Out
July 29	WILLIAMS, Damien, RB	Elected to Opt Out
July 29	OSEMELE, Kelechi, G	Signed
July 30	SOROH, Andrew, S	Released
July 30	THOMPSON, Tedric, S	Signed
July 31	HIFO, Aleva, WR	Released
Aug 7	NIANG, Lucas, OL	Elected to Opt Out
Aug 7	HOYETT, Braxton, DT	Signed
Aug 16	BROWN, Alex, CB	Placed on Reserve/Injured
Aug 16	HIFO, Aleva, WR	Signed
Aug 16	HELM, Daniel, TE	Signed
Aug 19	BACCELLIA, Andre, WR	Released
Aug 19	HIFO, Aleva, WR	Released
Aug 22	BAILEY, Hakeem, CB	Released
Aug 22	COLBERT, Adrian, S	Signed
Aug 27	SMITH, Emmanuel, LB	Released
Aug 27	KILGORE, Daniel, C	Signed
Sept. 5	BARTON, Jackson, T	Released
Sept. 5	CLEMONS, Rodney, DB	Released
Sept. 5	COBB, Omari, LB	Released
Sept. 5	COLBERT, Adrian, S	Released
Sept. 5	DIETER, Gehrig, WR	Released
Sept. 5	FFRENCH, Maurice, WR	Released
Sept. 5	FORTSON, Jody, WR	Released
Sept. 5	HARRIS, Darius, LB	Released
Sept. 5	HELM, Daniel, TE	Released
Sept. 5	HILL, Lavert, DB	Released
Sept. 5	HOYETT, Braxton, DT	Released
Sept. 5	HUNTER, Ryan, G	Released
Sept. 5	LAMMONS, Chris, CB	Released
Sept. 5	LAWRENCE, Devaroe, DT	Released
Sept. 5	LIPSCOMB, Kalija, WR	Released
Sept. 5	MCGUIRE, Elijah, RB	Released
Sept. 5	MOORE, Matt, QB	Released
Sept. 5	SENAT, Greg, T	Released
Sept. 5	SHELTON-MOSLEY, Justice, WR	Released
Sept. 5	SPEAKS, Breeland, DE	Released
Sept. 5	TA'AMU, Jordan, QB	Released
Sept. 5	WARD, Tim, DE	Released
Sept. 5	WASHINGTON, DeAndré, RB	Released
Sept. 5	WILLIAMS, Darryl, OL	Released
Sept. 5	RANKIN, Martin, T	Placed on Reserve/PUP
Sept. 5	BREELAND, Bashaud, CB	Placed on Reserve/Suspension
Sept. 5	PENNEL, Mike, DT	Placed on Reserve/Suspension
Sept. 6	CLEMONS, Rodney, DB	Signed to Practice Squad
Sept. 6	COBB, Omari, LB	Signed to Practice Squad
Sept. 6	DIETER, Gehrig, WR	Signed to Practice Squad
Sept. 6	FFRENCH, Maurice, WR	Signed to Practice Squad
Sept. 6	FORTSON, Jody, WR	Signed to Practice Squad
Sept. 6	HARRIS, Darius, LB	Signed to Practice Squad
Sept. 6	HILL, Lavert, DB	Signed to Practice Squad
Sept. 6	HOYETT, Braxton, DT	Signed to Practice Squad
Sept. 6	LAMMONS, Chris, CB	Signed to Practice Squad
Sept. 6	LIPSCOMB, Kalija, WR	Signed to Practice Squad
Sept. 6	MOORE, Matt, QB	Signed to Practice Squad
Sept. 6	TA'AMU, Jordan, QB	Signed to Practice Squad
Sept. 6	WARD, Tim, DE	Signed to Practice Squad
Sept. 6	WASHINGTON, DeAndré, RB	Signed to Practice Squad
Sept. 6	WILLIAMS, Darryl, OL	Signed to Practice Squad
Sept. 8	ISIDORA, Danny, G	Signed to Practice Squad
Sept. 19	SAUNDERS, Khalel, DT	Placed on Reserve/Injured
Sept. 19	HOYETT, Braxton, DT	Activated from the PS via Standard Elev.
Sept. 21	PENNEL, Mike, DT	Suspension Lifted
Sept. 29	LIPSCOMB, Kalija, WR	Released
Sept. 29	WILLIAMS, Cody, WR	Signed to Practice Squad
Sept. 30	SNEED, L'Jarius, CB	Placed on Reserve/Injured
Sept. 30	HARRIS, Darius, LB	Activated from the PS
Oct. 3	TA'AMU, Jordan, QB	Placed on Reserve/COVID-19

Oct. 6 KEMP, Marcus, WR ..... Released  
 Oct. 8 WASHINGTON, DeAndré, RB ..... Activated from the PS  
 Oct. 8 KEMP, Marcus, WR ..... Signed to Practice Squad  
 Oct. 10 BASHAUD, Breeland, CB ..... Suspension Lifted  
 Oct. 10 DANNA, Mike, DE ..... Placed on Reserve/Injured  
 Oct. 13 SHERMAN, Anthony, FB ..... Placed on Reserve/COVID-19  
 Oct. 17 OSEMELE, Kelechi, G ..... Placed on Reserve/Injured  
 Oct. 17 BELL, Le'Veon, RB ..... Signed  
 Oct. 19 KEMP, Marcus, WR ..... Activated from the PS via Standard Elev.  
 Oct. 20 SMITH, Emmanuel, LB ..... Signed to Practice Squad  
 Oct. 21 TA'AMU, Jordan, QB ..... Restored to Practice Squad  
 Oct. 21 RANKIN, Martinas, T ..... Returned to practice  
 Oct. 21 SAUNDERS, Khalel, DT ..... Returned to practice  
 Oct. 24 ISIDORA, Danny, G ..... Act. from the PS via COVID replacement  
 Oct. 24 KEMP, Marcus, WR ..... Activated from the PS via Standard Elev.  
 Oct. 24 SAUNDERS, Khalel, DT ..... Activated from Reserve/Injured  
 Oct. 24 OKAFOR, Alex, DE ..... Placed on Reserve/Injured  
 Oct. 28 TA'AMU, Jordan, QB ..... Released  
 Oct. 28 WITZMANN, Bryan, G ..... Signed to Practice Squad  
 Oct. 28 DANNA, Mike, DE ..... Returned to practice  
 Oct. 31 DANNA, Mike, DE ..... Activated from Reserve/Injured  
 Oct. 31 KEMP, Marcus, WR ..... Activated from the PS via Standard Elev.  
 Oct. 31 ISIDORA, Danny, G ..... Activated from the PS via Standard Elev.  
 Nov. 3 WASHINGTON, DeAndré, RB ..... Traded to MIA  
 Nov. 4 SHERMAN, Anthony, FB ..... Activated from Reserve/COVID-19  
 Nov. 4 SNEED, L'Jarius, CB ..... Returned to practice  
 Nov. 5 JONES, Chris, DT ..... Placed on Reserve/COVID-19  
 Nov. 6 JONES, Chris, DT ..... Activated from Reserve/COVID-19  
 Nov. 7 DIETER, Gehrig, WR ... Activated from the PS via Standard Elev.  
 Nov. 7 WITZMANN, Bryan, G . Activated from the PS via Standard Elev.  
 Nov. 10 HARRIS, Demone, DE ..... Released  
 Nov. 10 RANKIN, Martinas, T ..... Activated from Reserve/PUP  
 Nov. 10 HOYETT, Braxton, DT ..... Placed on Reserve/COVID-19  
 Nov. 11 HARDMAN, Mecole, WR ..... Placed on Reserve/COVID-19  
 Nov. 12 HARRIS, Demone, DE ..... Signed to Practice Squad  
 Nov. 12 WARD, Tim, DE ..... Activated from the PS  
 Nov. 16 FISHER, Eric, T ..... Placed on Reserve/COVID-19  
 Nov. 16 RANKIN, Martinas, T ..... Placed on Reserve/COVID-19  
 Nov. 16 SCHWARTZ, Mitchell, T ..... Placed on Reserve/COVID-19  
 Nov. 17 HOYETT, Braxton, DT ..... Released  
 Nov. 17 TOWNSEND, Johnny, P ..... Signed to Practice Squad  
 Nov. 18 OKAFOR, Alex, DE ..... Returned to practice  
 Nov. 19 FISHER, Eric, T ..... Activated from Reserve/COVID-19  
 Nov. 19 SCHWARTZ, Mitchell, T ..... Activated from Reserve/COVID-19  
 Nov. 19 WILLIAMS, Chad, WR ..... Released  
 Nov. 19 BAKER, DeAndre, CB ..... Signed to Practice Squad  
 Nov. 21 CHARLTON, Taco, DE ..... Placed on Reserve/Injured  
 Nov. 21 SCHWARTZ, Mitchell, T ..... Placed on Reserve/Injured  
 Nov. 21 OKAFOR, Alex, DE ..... Activated from Reserve/Injured  
 Nov. 21 SNEED, L'Jarius, CB ..... Activated from Reserve/Injured  
 Nov. 21 HARDMAN, Mecole, WR ..... Activated from Reserve/COVID-19  
 Nov. 21 DIETER, Gehrig, WR ... Activated from the PS via Standard Elev.  
 Nov. 21 WITZMANN, Bryan, G . Activated from the PS via Standard Elev.  
 Nov. 23 RANKIN, Martinas, T ..... Activated from Reserve/COVID-19  
 Nov. 24 HILL, Lavert, DB ..... Released  
 Nov. 24 WISNIEWSKI, Stefen, G ..... Signed to Practice Squad  
 Nov. 24 PRINGLE, Byron, WR ..... Placed on Reserve/Injured  
 Nov. 28 THOMPSON, Tedric, S ..... Released  
 Nov. 28 KEMP, Marcus, WR ..... Activated from the PS  
 Dec. 5 WISNIEWSKI, Stefen, G ..... Activ. from the PS via Standard Elev.  
 Dec. 5 LAMMONS, Chris, CB . Activated from the PS via Standard Elev.  
 Dec. 5 O'DANIEL, Dorian, LB ..... Placed on Reserve/Injured  
 Dec. 12 WISNIEWSKI, Stefen, G ..... Activ. from the PS via Standard Elev.  
 Dec. 12 LAMMONS, Chris, CB . Activated from the PS via Standard Elev.  
 Dec. 15 KEMP, Marcus, WR ..... Released

SUPER BOWL LIV

# CHAMPIONS



**ADDITIONAL STATISTICS**



# GAME-BY-GAME OFFENSE

## 2020 REGULAR SEASON CHIEFS GAME-BY-GAME OFFENSE

	09/10	09/20	09/28	10/05	10/11	10/19	10/25	11/01	11/08	11/22	11/29	12/06	12/13	12/20	12/27	01/03	
	HOU	@ LAC	@ BAL	NE	LV	@ BUF	@ DEN	NYJ	CAR	@ LV	@ TB	DEN	@ MIA	@ NO	ATL	LAC	Totals
<b>FIRST DOWNS</b>																	
Total	28	23	29	19	21	27	17	25	24	36	26	25	22				322
Rushing	9	8	5	5	3	15	7	3	3	10	5	6	5				84
Passing	16	15	22	12	15	10	9	21	18	22	19	18	15				212
Penalty	3	0	2	2	3	2	1	1	3	4	2	1	2				26
<b>THIRD DOWNS</b>																	
Attempts	13	15	13	11	14	14	8	13	11	9	12	10	11				154
Converted	7	7	10	4	6	9	0	7	6	5	6	3	5				75
Percentage	53.8%	46.7%	76.9%	36.4%	42.9%	64.3%	0.0%	53.8%	54.5%	55.6%	50.0%	30.0%	45.5%				48.7%
<b>FOURTH DOWNS</b>																	
Attempts	1	1	2	0	2	1	0	3	0	2	0	0	1				13
Converted	1	1	0	0	1	1	0	1	0	2	0	0	1				8
Percentage	100.0%	100.0%	0.0%	0	50.0%	100.0%	0	33.3%	0	100.0%	0	0	100.0%				61.5%
<b>TOT. OFFENSE</b>																	
Net Yards	369	414	517	323	413	466	286	496	397	460	543	447	448				5,579
Plays	67	70	73	55	66	73	51	67	58	73	72	63	61				849
Avg./Play	5.5	5.9	7.1	5.9	6.3	6.4	5.6	7.4	6.8	6.3	7.5	7.1	7.3				6.6
<b>RUSHING</b>																	
Net Yards	166	125	132	94	80	245	101	50	36	108	87	134	94				1,452
Rush. Att.	34	22	31	25	20	46	22	20	11	27	20	22	24				324
Avg./Att.	4.9	5.7	4.3	3.8	4.0	5.3	4.6	2.5	3.3	4.0	4.4	6.1	3.9				4.5
<b>PASSING</b>																	
Net Yards	203	289	385	229	333	221	185	446	361	352	456	313	354				4,127
Attempts	32	47	42	29	43	26	25	47	45	46	50	40	34				506
Completions	24	27	31	19	22	21	17	35	30	35	37	25	24				347
Intercepted	0	0	0	0	1	0	0	0	0	1	0	0	3				5
Gross Yards	211	302	385	236	340	225	213	446	372	352	462	318	393				4,255
Sacked	1.0	1.0	0.0	1.0	3.0	1.0	4.0	0.0	2.0	0.0	2.0	1.0	3.0				19.0
Yards Lost	8	13	0	7	7	4	28	0	11	0	6	5	39				128
<b>ADVANCES</b>																	
Rushes	34	22	31	25	20	46	22	20	11	27	20	22	24				324
Completions	24	27	31	19	22	21	17	35	30	35	37	25	24				347
Totals	58	49	62	44	42	67	39	55	41	62	57	47	48				671
Total Drives	9	10	10	10	11	9	12	10	9	9	11	10	13				133
<b>PENALTIES</b>																	
Number	1	11	6	4	10	8	1	7	8	10	10	5	8				89
Yards	5	90	38	38	94	68	15	61	75	89	82	44	56				755
<b>FUMBLES</b>																	
Number	0	0	1	2	0	2	2	2	1	0	1	0	2				13
Lost	0	0	1	1	0	1	1	0	1	0	1	0	1				7
<b>PUNTING</b>																	
Yards	136	221	58	243	244	80	133	122	36	107	159	112	198				1,849
Punts	3	5	1	4	5	2	3	3	1	2	4	3	4				40
Net Avg.	32.3	39.6	42.0	47.8	44.8	28.0	44.3	34.0	36.0	48.0	39.3	38.0	47.5				40.9
Gross Avg.	45.3	44.2	58.0	60.8	48.8	40.0	44.3	40.7	36.0	53.5	39.8	37.3	49.5				46.2
<b>SCORING</b>																	
Points	34	23	34	26	32	26	43	35	33	35	27	22	33				403
Q1	0	0	6	6	7	7	10	14	3	7	17	3	0				80
Q2	17	6	21	0	17	6	14	7	10	7	3	6	14				128
Q3	7	3	0	7	0	7	6	7	7	7	7	10	16				84
Q4	10	11	7	13	8	6	13	7	13	14	0	3	3				108
OT	0	3	0	0	0	0	0	0	0	0	0	0	0				3
TD Rushing	1	0	1	0	2	1	2	0	0	3	0	0	1				11
TD Passing	3	2	4	2	2	2	1	5	4	2	3	1	2				33
TD KO Returns	0	0	0	0	0	0	1	0	0	0	0	0	0				1
TD Punt Returns	0	0	0	0	0	0	0	0	0	0	0	0	1				1
TD Sp. Teams	0	0	0	0	0	0	0	0	0	0	0	0	0				0
TD Def. Returns	0	0	0	1	0	0	1	0	0	0	0	0	0				2
FG Attempts	2	3	1	2	1	2	3	0	3	0	2	5	1				25
FG Made	2	3	0	2	1	2	3	0	2	0	2	5	1				23
Safety	0	0	0	0	0	0	0	0	0	0	0	0	1				1
2-Pt Attempts	0	1	0	0	1	0	0	0	0	0	0	0	0				2
2-Pt Made	0	1	0	0	1	0	0	0	0	0	0	0	0				2
Time of Possession	34:47	28:38	33:56	28:26	24:42	37:45	26:36	31:30	21:59	32:05	36:47	29:29	28:30				395:10

# GAME-BY-GAME DEFENSE

## 2020 REGULAR SEASON CHIEFS GAME-BY-GAME DEFENSE

	09/10	09/20	09/28	10/05	10/11	10/19	10/25	11/01	11/08	11/22	11/29	12/06	12/13	12/20	12/27	01/03	
	HOU	@ LAC	@ BAL	NE	LV	@ BUF	@ DEN	NYJ	CAR	@ LV	@ TB	DEN	@ MIA	@ NO	ATL	LAC	Totals
<b>FIRST DOWNS</b>																	
Total	21	28	16	21	22	20	24	13	30	25	20	19	27				286
Rushing	8	13	8	8	8	8	12	4	7	5	3	7	5				96
Passing	13	14	5	12	12	7	11	8	18	17	14	10	18				159
Penalty	0	1	3	1	2	5	1	1	5	3	3	2	4				31
<b>THIRD DOWNS</b>																	
Attempts	10	13	9	15	14	9	14	12	16	9	9	13	15				158
Converted	4	6	3	6	7	4	5	2	7	6	3	7	7				67
Percentage	40.0%	46.2%	33.3%	40.0%	50.0%	44.4%	35.7%	16.7%	43.8%	66.7%	33.3%	53.8%	46.7%				42.4%
<b>FOURTH DOWNS</b>																	
Attempts	1	2	1	3	2	0	2	2	3	0	1	1	0				18
Converted	1	1	0	2	2	0	0	2	3	0	1	0	0				12
Percentage	100.0%	50.0%	0.0%	66.7%	100.0%	0	0.0%	100.0%	100.0%	0	100.0%	0.0%	0				66.7%
<b>TOT. OFFENSE</b>																	
Net Yards	360	479	228	357	490	206	411	221	435	364	417	330	367				4,665
Plays	58	79	53	74	67	50	76	56	76	57	55	61	77				839
Avg./Play	6.2	6.1	4.3	4.8	7.3	4.1	5.4	3.9	5.7	6.4	7.6	5.4	4.8				5.6
<b>RUSHING</b>																	
Net Yards	118	183	158	185	144	84	177	93	104	89	75	179	80				1,669
Rush. Att.	22	44	21	35	35	23	33	25	24	26	13	33	24				358
Avg./Att.	5.4	4.2	7.5	5.3	4.1	3.7	5.4	3.7	4.3	3.4	5.8	5.4	3.3				4.7
<b>PASSING</b>																	
Net Yards	242	296	70	172	346	122	234	128	331	275	342	151	287				2,996
Attempts	32	33	28	37	31	27	40	30	50	31	41	28	49				457
Completions	20	22	15	20	22	14	24	18	37	23	27	15	28				285
Intercepted	1	1	0	3	1	1	2	0	0	1	2	2	1				15
Gross Yards	253	311	97	190	347	122	254	133	338	275	345	151	316				3,132
Sacked	4.0	2.0	4.0	2.0	1.0	0.0	3.0	1.0	2.0	0.0	1.0	0.0	4.0				24.0
Yards Lost	11	15	27	18	1	0	20	5	7	0	3	0	29				136
<b>ADVANCES</b>																	
Rushes	22	44	21	35	35	23	33	25	24	26	13	33	24				358
Completions	20	22	15	20	22	14	24	18	37	23	27	15	28				285
Totals	42	66	36	55	57	37	57	43	61	49	40	48	52				643
Total Drives	9	10	11	11	12	9	13	11	9	9	11	9	14				138
<b>PENALTIES</b>																	
Number	5	6	6	4	8	4	5	3	12	8	8	4	3				76
Yards	37	40	45	43	59	39	34	25	82	72	57	31	35				599
<b>FUMBLES</b>																	
Number	0	1	3	1	0	0	4	1	1	0	0	0	1				12
Lost	0	0	1	1	0	0	2	1	0	0	0	0	0				5
<b>PUNTING</b>																	
Yards	123	131	147	157	106	213	161	227	65	73	208	115	234				1,960
Punts	3	3	3	3	2	4	3	5	2	2	4	3	5				42
Net Avg.	41.0	38.3	46.7	52.3	53.0	52.8	46.7	42.6	29.5	36.5	47.0	36.7	29.4				42.4
Gross Avg.	41.0	43.7	49.0	52.3	53.0	53.3	53.7	45.4	32.5	36.5	52.0	38.3	46.8				46.7
<b>SCORING</b>																	
Points	20	20	20	10	40	17	16	9	31	31	24	16	27				281
Q1	7	7	3	0	3	3	6	3	7	14	0	3	7				63
Q2	0	7	7	3	21	7	3	6	10	3	7	7	3				84
Q3	0	3	3	0	0	0	0	0	0	0	3	6	0				15
Q4	13	3	7	7	16	7	7	0	14	14	14	0	17				119
OT	0	0	0	0	0	0	0	0	0	0	0	0	0				0
TD Rushing	2	1	0	0	2	0	2	0	2	1	0	0	1				11
TD Passing	1	1	1	1	3	2	0	0	2	3	3	2	2				21
TD KO Returns	0	0	1	0	0	0	0	0	0	0	0	0	0				1
TD Punt Returns	0	0	0	0	0	0	0	0	0	0	0	0	0				0
TD Sp. Teams	0	0	0	0	0	0	0	0	0	0	0	0	0				0
TD Def. Returns	0	0	0	0	0	0	0	0	0	0	0	0	0				0
FG Attempts	1	2	2	1	2	2	1	4	3	1	1	2	3				25
FG Made	0	2	2	1	2	1	1	3	1	1	1	1	2				18
Safety	0	0	0	0	0	0	0	0	0	0	0	0	0				0
2-Pt Attempts	1	0	0	0	0	0	0	0	0	0	0	1	0				2
2-Pt Made	0	0	0	0	0	0	0	0	0	0	0	0	0				0
Time of Possession	25:13	39:27	26:04	31:34	35:18	22:15	33:24	28:30	38:01	27:55	23:13	30:31	31:30				392:55

# INDIVIDUAL SINGLE-GAME HIGHS

## 2020 REGULAR SEASON CHIEFS INDIVIDUAL SINGLE-GAME HIGHS

<b>Touchdowns</b>	3	Tyreek Hill	at Buccaneers	11/29
<b>Passes Attempted</b>	49	Patrick Mahomes	at Buccaneers	11/29
<b>Passes Completed</b>	37	Patrick Mahomes	at Buccaneers	11/29
<b>Completion Percentage</b>	80.7	Patrick Mahomes	at Bills	10/19
<b>Passing Yards</b>	462	Patrick Mahomes	at Buccaneers	11/29
<b>Yards Per Attempt</b>	13.0	Tommy Townsend	vs. Jets	11/01
<b>Touchdown Passes</b>	5	Patrick Mahomes	vs. Jets	11/01
<b>Pass Receptions</b>	13	Tyreek Hill	at Buccaneers	11/29
<b>Receiving Yards</b>	269	Tyreek Hill	at Buccaneers	11/29
<b>Touchdown Receptions</b>	3	Tyreek Hill	at Buccaneers	11/29
<b>Rushing Yards</b>	161	Clyde Edwards-Helaire	at Bills	10/19
<b>Rushing Attempts</b>	26	Clyde Edwards-Helaire	at Bills	10/19
<b>Rushing Average</b>	6.2	Clyde Edwards-Helaire	at Bills	10/19
<b>Rushing Touchdowns</b>	2	Clyde Edwards-Helaire	at Raiders	11/22
<b>Yards From Scrimmage</b>	269	Tyreek Hill	at Buccaneers	11/29
<b>Combined Net Yards</b>	269	Tyreek Hill	at Buccaneers	11/29
<b>Interceptions Made</b>	2	Tyrann Mathieu	vs. Broncos	12/06
<b>Interceptions Thrown</b>	3	Patrick Mahomes	at Dolphins	12/13
<b>INT Return Yards</b>	50	Daniel Sorensen	at Broncos	10/25
<b>Tackles</b>	12	Damien Wilson	at Chargers	09/20
<b>Sacks</b>	2.0	Chris Jones	at Ravens	09/28
<b>Punts</b>	5	Tommy Townsend	vs. Raiders	10/11
		Tommy Townsend	at Chargers	09/20
<b>Punts Inside the 20</b>	2	Tommy Townsend	vs. Broncos	12/06
		Tommy Townsend	at Broncos	10/25
		Tommy Townsend	at Chargers	09/20
<b>Punting Average</b>	60.8	Tommy Townsend	vs. Patriots	10/05
<b>Punt Returns</b>	4	Mecole Hardman	at Buccaneers	11/29
<b>Punt Return Yards</b>	67	Mecole Hardman	at Dolphins	12/13
<b>Kickoff Returns</b>	3	Byron Pringle	at Raiders	11/22
		Byron Pringle	vs. Jets	11/01
<b>Kickoff Return Yards</b>	102	Byron Pringle	at Broncos	10/25
<b>Field Goals Attempted</b>	5	Harrison Butker	vs. Broncos	12/06
<b>Field Goals Made</b>	5	Harrison Butker	vs. Broncos	12/06

## 2020 REGULAR SEASON KANSAS CITY CHIEFS LONGEST PLAYS

<b>Run From Scrimmage</b>	32	Tyreek Hill	at Dolphins	12/13
<b>Touchdown Run</b>	32	Tyreek Hill	at Dolphins	12/13
<b>Passing Long</b>	75	Patrick Mahomes	at Buccaneers	11/29
<b>Touchdown Pass Long</b>	75	Patrick Mahomes	at Buccaneers	11/29
<b>Pass Reception</b>	75	Tyreek Hill	at Buccaneers	11/29
<b>Touchdown Reception</b>	75	Tyreek Hill	at Buccaneers	11/29
<b>Interception Return</b>	50	Daniel Sorensen	at Broncos	10/25
<b>Longest INT Return for TD</b>	50	Daniel Sorensen	at Broncos	10/25
<b>Longest Opponent's Fumble Return</b>	14	Frank Clark	at Broncos	10/25
<b>Punt Return</b>	67	Mecole Hardman	at Dolphins	12/13
<b>Kickoff Return</b>	102	Byron Pringle	at Broncos	10/25
<b>Punt</b>	67	Tommy Townsend	vs. Raiders	10/11
<b>Field Goal</b>	58 (2)	Harrison Butker	at Chargers	09/20
<b>Field Goal Attempt</b>	58 (2)	Harrison Butker	at Chargers	09/20



# OPPONENTS INDIVIDUAL SINGLE-GAME HIGHS

## 2020 REGULAR SEASON OPPONENTS INDIVIDUAL SINGLE-GAME HIGHS

<b>Touchdowns</b>	2	Mike Gesicki	at Dolphins	12/13
		Tim Patrick	vs. Broncos	12/06
		Mike Evans	at Buccaneers	11/29
		Christian McCaffrey	vs. Panthers	11/08
		Josh Jacobs	vs. Raiders	10/11
<b>Passes Attempted</b>	49	Teddy Bridgewater	vs. Panthers	11/08
<b>Passes Completed</b>	36	Teddy Bridgewater	vs. Panthers	11/08
<b>Completion Percentage</b>	74.1	Derek Carr	at Raiders	11/22
<b>Passing Yards</b>	347	Derek Carr	vs. Raiders	10/11
<b>Yards Per Attempt</b>	28.0	Joseph Charlton	vs. Panthers	11/08
<b>Touchdown Passes</b>	3	Tom Brady	at Buccaneers	11/29
		Derek Carr	at Raiders	11/22
		Derek Carr	vs. Raiders	10/11
<b>Pass Receptions</b>	10	Christian McCaffrey	vs. Panthers	11/08
<b>Receiving Yards</b>	118	Henry Ruggs III	vs. Raiders	10/11
<b>Touchdown Receptions</b>	2	Mike Gesicki	at Dolphins	12/13
		Tim Patrick	vs. Broncos	12/06
		Mike Evans	at Buccaneers	11/29
<b>Rushing Yards</b>	131	Melvin Gordon III	vs. Broncos	12/06
<b>Rushing Attempts</b>	23	Josh Jacobs	vs. Raiders	10/11
		Joshua Kelley	at Chargers	09/20
<b>Rushing Average</b>	9.2	Lamar Jackson	at Ravens	09/28
<b>Rushing Touchdowns</b>	2	Josh Jacobs	vs. Raiders	10/11
<b>Yards From Scrimmage</b>	151	Christian McCaffrey	vs. Panthers	11/08
<b>Combined Net Yards</b>	151	Christian McCaffrey	vs. Panthers	11/08
<b>Interceptions Made</b>	1	Xavien Howard	at Dolphins	12/13
		Byron Jones	at Dolphins	12/13
		Eric Rowe	at Dolphins	12/13
		Trayvon Mullen	at Raiders	11/22
		Jeff Heath	vs. Raiders	10/11
<b>Interceptions Thrown</b>	2	Drew Lock	vs. Broncos	12/06
		Tom Brady	at Buccaneers	11/29
		Drew Lock	at Broncos	10/25
		Jarrett Stidham	vs. Patriots	10/05
<b>INT Return Yards</b>	47	Jeff Heath	vs. Raiders	10/11
<b>Tackles</b>	12	Devin White	at Buccaneers	11/29
		Tremaine Edmunds	at Bills	10/19
<b>Sacks</b>	2.5	Jerome Baker	at Dolphins	12/13
<b>Punts</b>	5	Matt Haack	at Dolphins	12/13
		Braden Mann	vs. Jets	11/01
<b>Punts Inside the 20</b>	4	Corey Bojorquez	at Bills	10/19
<b>Punting Average</b>	53.7	Sam Martin	at Broncos	10/25
<b>Punt Returns</b>	2	Antonio Callaway	at Dolphins	12/13
		Hunter Renfrow	at Raiders	11/22
<b>Punt Return Yards</b>	24	Andre Roberts	at Bills	10/19
<b>Kickoff Returns</b>	4	Joe Reed	at Chargers	09/20
<b>Kickoff Return Yards</b>	119	Devin Duvernay	at Ravens	09/28
<b>Field Goals Attempted</b>	4	Sergio Castillo	vs. Jets	11/01
<b>Field Goals Made</b>	3	Sergio Castillo	vs. Jets	11/01

## 2020 REGULAR SEASON OPPONENTS LONGEST PLAYS

<b>Run From Scrimmage</b>	65	Melvin Gordon III	vs. Broncos	12/06
<b>Touchdown Run</b>	19	David Johnson	vs. Texans	09/10
<b>Passing Long</b>	72	Derek Carr	vs. Raiders	10/11
<b>Touchdown Pass Long</b>	72	Derek Carr	vs. Raiders	10/11
<b>Pass Reception</b>	72	Henry Ruggs III	vs. Raiders	10/11
<b>Touchdown Reception</b>	72	Henry Ruggs III	vs. Raiders	10/11

## OPPONENTS INDIVIDUAL SINGLE-GAME HIGHS

<b>Interception Return</b>	47	Jeff Heath	vs. Raiders	10/11
<b>Longest Opponent's Fumble Return</b>	1	William Gholston	at Buccaneers	11/29
<b>Punt Return</b>	24	Andre Roberts	at Bills	10/19
<b>Kickoff Return</b>	93	Devin Duvernay	at Ravens	09/28
<b>Punt</b>	62	Bradley Pinion	at Buccaneers	11/29
<b>Field Goal</b>	55	Sergio Castillo	vs. Jets	11/01
<b>Field Goal Attempt</b>	67	Joey Slye	vs. Panthers	11/08

# BIG YARDAGE GAMES

## 2020 REGULAR SEASON BIG YARDAGE GAMES

### 100-YARD PASS RECEIVERS

DATE	OPPONENT	PLAYER	ATT.	YDS.	AVG.	LG	TD
10/11	vs. Raiders	Travis Kelce	8	108	13.5	32	1
11/1	vs. Jets	Travis Kelce	8	109	13.6	25	1
11/8	vs. Panthers	Tyreek Hill	9	113	12.6	28T	2
11/8	vs. Panthers	Travis Kelce	10	159	15.9	44	0
11/22	at Raiders	Tyreek Hill	11	102	9.3	15	1
11/22	at Raiders	Travis Kelce	8	127	15.9	22T	1
11/29	at Buccaneers	Tyreek Hill	13	269	20.7	75T	3
12/6	vs. Broncos	Travis Kelce	8	136	17.0	28	1
12/13	at Dolphins	Travis Kelce	8	136	17.0	32	1

### 100-YARD RUSHERS

DATE	OPPONENT	PLAYER	ATT.	YDS.	AVG.	LG	TD
9/10	vs. Texans	Clyde Edwards-Helaire	25	138	5.5	27T	1
10/19	at Bills	Clyde Edwards-Helaire	26	161	6.2	31	0

### 300-YARD PASSERS

DATE	OPPONENT	PLAYER	ATT.	YDS.	COMP.	LG	TD
9/20	at Chargers	Patrick Mahomes	47	302	27	54T	2
9/28	at Ravens	Patrick Mahomes	42	385	31	49T	4
10/11	vs. Raiders	Patrick Mahomes	43	340	22	37	2
11/1	vs. Jets	Patrick Mahomes	42	416	31	41T	5
11/8	vs. Panthers	Patrick Mahomes	45	372	30	44	4
11/22	at Raiders	Patrick Mahomes	45	348	34	22T	2
11/29	at Buccaneers	Patrick Mahomes	49	462	37	75T	3
12/6	vs. Broncos	Patrick Mahomes	40	318	25	30	1
12/13	at Dolphins	Patrick Mahomes	34	393	24	44T	2

## 2020 OPPONENTS BIG YARDAGE GAMES

### 100-YARD PASS RECEIVERS

DATE	OPPONENT	PLAYER	ATT.	YDS.	AVG.	LG	TD
9/10	vs. Texans	Will Fuller V	8	112	14.0	31	0
10/11	vs. Raiders	Henry Ruggs III	2	118	59.0	72T	1
11/8	vs. Panthers	Curtis Samuel	9	105	11.7	28	1
11/29	at Buccaneers	Rob Gronkowski	6	106	17.7	48	0

### 100-YARD RUSHERS

DATE	OPPONENT	PLAYER	ATT.	YDS.	AVG.	LG	TD
10/5	vs. Patriots	Damien Harris	17	100	5.9	41	0
12/6	vs. Broncos	Melvin Gordon III	15	131	8.7	65	0

### 300-YARD PASSERS

DATE	OPPONENT	PLAYER	ATT.	YDS.	COMP.	LG	TD
9/20	at Chargers	Justin Herbert	33	311	22	35	1
10/11	vs. Raiders	Derek Carr	31	347	22	72T	3
11/8	vs. Panthers	Teddy Bridgewater	49	310	36	28	2
11/29	at Buccaneers	Tom Brady	41	345	27	48	3
12/13	at Dolphins	Tua Tagovailoa	48	316	28	29T	2



# 100.0+ PASSER RATING

## 2020 REGULAR SEASON 100.0+ PASSER RATING

### CHIEFS

#### PASSING GAMES

DATE	OPPONENT	PLAYER	ATT.	CMP.	YDS.	CMP.%	YDS/ATT.	YDS/CMP.	TD	TD%	INT	INT%	LONG	SACK/LOST	RATING
9/10	vs. Texans	Patrick Mahomes	32	24	211	75.00%	6.59	8.79	3	9.38%	0	0.00%	19	1/8	123.30
9/28	at Ravens	Patrick Mahomes	42	31	385	73.81%	9.17	12.42	4	9.52%	0	0.00%	49t	0/0	133.50
10/5	vs. Patriots	Patrick Mahomes	29	19	236	65.52%	8.14	12.42	2	6.90%	0	0.00%	45	1/7	113.60
10/19	at Bills	Patrick Mahomes	26	21	225	80.77%	8.65	10.71	2	7.69%	0	0.00%	37	1/4	128.40
10/25	at Broncos	Patrick Mahomes	23	15	200	65.22%	8.70	13.33	1	4.35%	0	0.00%	38	3/25	107.20
11/1	vs. Jets	Patrick Mahomes	42	31	416	73.81%	9.90	13.42	5	11.90%	0	0.00%	41t	0/0	144.40
11/8	vs. Panthers	Patrick Mahomes	45	30	372	66.67%	8.27	12.40	4	8.89%	0	0.00%	44	2/11	121.70
11/22	at Raiders	Patrick Mahomes	45	34	348	75.56%	7.73	10.24	2	4.44%	1	2.22%	22t	0/0	102.80
11/29	at Buccaneers	Patrick Mahomes	49	37	462	75.51%	9.43	12.49	3	6.12%	0	0.00%	75t	2/6	124.70

## 2020 OPPONENTS 100.0+ PASSER RATING

#### PASSING GAMES

DATE	OPPONENT	PLAYER	ATT.	CMP.	YDS.	CMP.%	YDS/ATT.	YDS/CMP.	TD	TD%	INT	INT%	LONG	SACK/LOST	RATING
10/11	vs. Raiders	Derek Carr	31	22	347	70.97%	11.19	15.77	3	9.68%	1	3.23%	72t	1/1	126.70
11/8	vs. Panthers	Teddy Bridgewater	49	36	310	73.47%	6.33	8.61	2	4.08%	0	0.00%	28	2/7	103.30
11/22	at Raiders	Derek Carr	31	23	275	74.19%	8.87	11.96	3	9.68%	1	3.23%	29	0/0	119.70

\*Need minimum of 20 attempts to qualify

# WEEK-BY-WEEK RANKINGS

2020 REGULAR SEASON									
		OFFENSE				DEFENSE			
DATE	OPPONENT	TOTAL	RUSH	PASS	*POINTS SCORED	TOTAL	RUSH	PASS	*POINTS SCORED
09/10	Houston	15	3	24	T-4	14	15	18	T-11
09/20	at L.A. Chargers	13	8	18	T-8	27	27	24	9
09/28	at Baltimore	5	9	4	T-4	11	27	4	6
10/05	New England	5	9	6	9	14	28	3	2
10/11	Las Vegas	3	13	4	T-8	20	29	6	7
10/19	at Buffalo	3	6	7	9	16	30	3	9
10/25	at Denver	7	9	12	5	18	30	4	9
11/01	N.Y. Jets	4	13	4	2	10	29	3	T-3
11/08	Carolina	4	15	2	2	13	28	6	6
[bye]	--	2	14	1	2	14	29	8	6
11/22	at Las Vegas	2	16	1	1	15	26	8	7
11/29	at Tampa Bay	1	18	1	2	18	T-23	16	6
12/06	Denver	1	16	1	2	17	27	T-12	6
12/13	at Miami	1	17	1	2	17	26	14	8

\*Points per game

# INDIVIDUAL GXG STATS: PASSING

## 2020 REGULAR SEASON INDIVIDUAL GAME-BY-GAME STATS

PASSING:		PATRICK MAHOMES												
DATE	OPP.	ATT	CMP	YDS	CMP%	Y/A	Y/C	TD	TD%	INT	INT%	LG	SK/YD	RATE
09/10	Houston	32	24	211	75.0%	6.6	8.8	3	9.4%	0	0.0%	19	1/8	123.3
09/20	at L.A. Chargers	47	27	302	57.4%	6.4	11.2	2	4.3%	0	0.0%	54t	1/13	90.9
09/28	at Baltimore	42	31	385	73.8%	9.2	12.4	4	9.5%	0	0.0%	49t	0/0	133.5
10/05	New England	29	19	236	65.5%	8.1	12.4	2	6.9%	0	0.0%	45	1/7	113.6
10/11	Las Vegas	43	22	340	51.2%	7.9	15.5	2	4.7%	1	2.3%	37	3/7	83.5
10/19	at Buffalo	26	21	225	80.8%	8.7	10.7	2	7.7%	0	0.0%	37	1/4	128.4
10/25	at Denver	23	15	200	65.2%	8.7	13.3	1	4.3%	0	0.0%	38	3/25	107.2
11/01	N.Y. Jets	42	31	416	73.8%	9.9	13.4	5	11.9%	0	0.0%	41t	0/0	144.4
11/08	Carolina	45	30	372	66.7%	8.3	12.4	4	8.9%	0	0.0%	44	2/11	121.7
11/22	at Las Vegas	45	34	348	75.6%	7.7	10.2	2	4.4%	1	2.2%	22t	0/0	102.8
11/29	at Tampa Bay	49	37	462	75.5%	9.4	12.5	3	6.1%	0	0.0%	75t	2/6	124.7
12/06	Denver	40	25	318	62.5%	8.0	12.7	1	2.5%	0	0.0%	30	1/5	95.6
12/13	at Miami	34	24	393	70.6%	11.6	16.4	2	5.9%	3	8.8%	44t	3/39	91.9
12/20	at New Orleans													
12/27	Atlanta													
01/03	L.A. Chargers													
TOTALS		497	340	4,208	68.4%	8.5	12.4	33	6.6%	5	1.0%	75t	18/125	112.3

PASSING:		CHAD HENNE												
DATE	OPP.	ATT	CMP	YDS	CMP%	Y/A	Y/C	TD	TD%	INT	INT%	LG	SK/YD	RATE
09/10	Houston							DID NOT PLAY						
09/20	at L.A. Chargers							DID NOT PLAY						
09/28	at Baltimore							DID NOT PLAY						
10/05	New England							DID NOT PLAY						
10/11	Las Vegas							DID NOT PLAY						
10/19	at Buffalo							DID NOT PLAY						
10/25	at Denver	2	2	13	100.0%	6.5	6.5	0	0.0%	0	0.0%	11	1/3	93.8
11/01	N.Y. Jets	4	3	17	75.0%	4.3	5.7	0	0.0%	0	0.0%	10	0/0	82.3
11/08	Carolina							DID NOT PLAY						
11/22	at Las Vegas							DID NOT PLAY						
11/29	at Tampa Bay							DID NOT PLAY						
12/06	Denver							DID NOT PLAY						
12/13	at Miami							DID NOT PLAY						
12/20	at New Orleans													
12/27	Atlanta													
01/03	L.A. Chargers													
TOTALS		6	5	30	83.3%	5.0	6.0	0	0.0%	0	0.0%	11	1/3	87.5

PASSING:		TOMMY TOWNSEND												
DATE	OPP.	ATT	CMP	YDS	CMP%	Y/A	Y/C	TD	TD%	INT	INT%	LG	SK/YD	RATE
09/10	Houston	0	0	0	0.0%	0.0	0.0	0	0.0%	0	0.0%	--	0/0	0.0
09/20	at L.A. Chargers	0	0	0	0.0%	0.0	0.0	0	0.0%	0	0.0%	--	0/0	0.0
09/28	at Baltimore	0	0	0	0.0%	0.0	0.0	0	0.0%	0	0.0%	--	0/0	0.0
10/05	New England	0	0	0	0.0%	0.0	0.0	0	0.0%	0	0.0%	--	0/0	0.0
10/11	Las Vegas	0	0	0	0.0%	0.0	0.0	0	0.0%	0	0.0%	--	0/0	0.0
10/19	at Buffalo	0	0	0	0.0%	0.0	0.0	0	0.0%	0	0.0%	--	0/0	0.0
10/25	at Denver	0	0	0	0.0%	0.0	0.0	0	0.0%	0	0.0%	--	0/0	0.0
11/01	N.Y. Jets	1	1	13	100.0%	13.0	13.0	0	0.0%	0	0.0%	13	0/0	118.8
11/08	Carolina	0	0	0	0.0%	0.0	0.0	0	0.0%	0	0.0%	--	0/0	0.0
11/22	at Las Vegas	0	0	0	0.0%	0.0	0.0	0	0.0%	0	0.0%	--	0/0	0.0
11/29	at Tampa Bay	0	0	0	0.0%	0.0	0.0	0	0.0%	0	0.0%	--	0/0	0.0
12/06	Denver	0	0	0	0.0%	0.0	0.0	0	0.0%	0	0.0%	--	0/0	0.0
12/13	at Miami	0	0	0	0.0%	0.0	0.0	0	0.0%	0	0.0%	--	0/0	0.0
12/20	at New Orleans													
12/27	Atlanta													
01/03	L.A. Chargers													
TOTALS		1	1	13	100.0%	13.0	13.0	0	0.0%	0	0.0%	13	0/0	118.8



# INDIVIDUAL GXG STATS: PASSING

PASSING:		TRAVIS KELCE												
DATE	OPP.	ATT	CMP	YDS	CMP%	Y/A	Y/C	TD	TD%	INT	INT%	LG	SK/YD	RATE
09/10	Houston	0	0	0	0.0%	0.0	0.0	0	0.0%	0	0.0%	--	0/0	0.0
09/20	at L.A. Chargers	0	0	0	0.0%	0.0	0.0	0	0.0%	0	0.0%	--	0/0	0.0
09/28	at Baltimore	0	0	0	0.0%	0.0	0.0	0	0.0%	0	0.0%	--	0/0	0.0
10/05	New England	0	0	0	0.0%	0.0	0.0	0	0.0%	0	0.0%	--	0/0	0.0
10/11	Las Vegas	0	0	0	0.0%	0.0	0.0	0	0.0%	0	0.0%	--	0/0	0.0
10/19	at Buffalo	0	0	0	0.0%	0.0	0.0	0	0.0%	0	0.0%	--	0/0	0.0
10/25	at Denver	0	0	0	0.0%	0.0	0.0	0	0.0%	0	0.0%	--	0/0	0.0
11/01	N.Y. Jets	0	0	0	0.0%	0.0	0.0	0	0.0%	0	0.0%	--	0/0	0.0
11/08	Carolina	0	0	0	0.0%	0.0	0.0	0	0.0%	0	0.0%	--	0/0	0.0
11/22	at Las Vegas	1	1	4	100.0%	4.0	4.0	0	0.0%	0	0.0%	4	0/0	83.3
11/29	at Tampa Bay	1	0	0	0.0%	0.0	0.0	0	0.0%	0	0.0%	--	0/0	39.6
12/06	Denver	0	0	0	0.0%	0.0	0.0	0	0.0%	0	0.0%	--	0/0	0.0
12/13	at Miami	0	0	0	0.0%	0.0	0.0	0	0.0%	0	0.0%	--	0/0	0.0
12/20	at New Orleans													
12/27	Atlanta													
01/03	L.A. Chargers													
TOTALS		2	1	4	50.0%	2.0	4.0	0	0.0%	0	0.0%	4	0/0	56.3

PASSING:		MATT MOORE												
DATE	OPP.	ATT	CMP	YDS	CMP%	Y/A	Y/C	TD	TD%	INT	INT%	LG	SK/YD	RATE
09/10	Houston							PRACTICE SQUAD						
09/20	at L.A. Chargers							PRACTICE SQUAD						
09/28	at Baltimore							PRACTICE SQUAD						
10/05	New England							PRACTICE SQUAD						
10/11	Las Vegas							PRACTICE SQUAD						
10/19	at Buffalo							PRACTICE SQUAD						
10/25	at Denver							PRACTICE SQUAD						
11/01	N.Y. Jets							PRACTICE SQUAD						
11/08	Carolina							PRACTICE SQUAD						
11/22	at Las Vegas							PRACTICE SQUAD						
11/29	at Tampa Bay							PRACTICE SQUAD						
12/06	Denver							PRACTICE SQUAD						
12/13	at Miami							PRACTICE SQUAD						
12/20	at New Orleans													
12/27	Atlanta													
01/03	L.A. Chargers													
TOTALS		0	0	0	0.0%	0.0	0.0	0	0.0%	0	0.0%	--	0/0	0.0

PASSING:		JORDAN TA'AMU												
DATE	OPP.	ATT	CMP	YDS	CMP%	Y/A	Y/C	TD	TD%	INT	INT%	LG	SK/YD	RATE
09/10	Houston							PRACTICE SQUAD						
09/20	at L.A. Chargers							PRACTICE SQUAD						
09/28	at Baltimore							PRACTICE SQUAD						
10/05	New England							RESERVE/COVID-19						
10/11	Las Vegas							RESERVE/COVID-19						
10/19	at Buffalo							RESERVE/COVID-19						
10/25	at Denver							PRACTICE SQUAD						
11/01	N.Y. Jets							NOT ON ROSTER						
11/08	Carolina							NOT ON ROSTER						
11/22	at Las Vegas							NOT ON ROSTER						
11/29	at Tampa Bay							NOT ON ROSTER						
12/06	Denver							NOT ON ROSTER						
12/13	at Miami							NOT ON ROSTER						
12/20	at New Orleans													
12/27	Atlanta													
01/03	L.A. Chargers													
TOTALS		0	0	0	0.0%	0.0	0.0	0	0.0%	0	0.0%	--	0/0	0.0

# INDIVIDUAL GXG STATS: RUSHING

## 2020 REGULAR SEASON INDIVIDUAL GAME-BY-GAME STATS

RUSHING:	LE'VEON BELL					CLYDE EDWARDS-HELAIRE					MECOLE HARDMAN				
DATE OPP.	NO.	YDS	AVG	LG	TD	NO.	YDS	AVG	LG	TD	NO.	YDS	AVG	LG	TD
09/10 Houston			Jets			25	138	5.5	27t	1	0	0	0.0	--	0
09/20 at L.A. Chargers			Jets			10	38	3.8	17	0	1	3	3.0	3	0
09/28 at Baltimore			Jets			20	64	3.2	16	0	0	0	0.0	--	0
10/05 New England			Jets			16	64	4.0	13	0	0	0	0.0	--	0
10/11 Las Vegas			Jets			10	40	4.0	9	0	0	0	0.0	--	0
10/19 at Buffalo			INACTIVE			26	161	6.2	31	0	0	0	0.0	--	0
10/25 at Denver	6	39	6.5	16	0	8	46	5.8	27	1	1	13	13.0	13	0
11/01 N.Y. Jets	6	7	1.2	4	0	6	21	3.5	4	0	0	0	0.0	--	0
11/08 Carolina	4	8	2.0	4	0	5	14	2.8	7	0	0	0	0.0	--	0
11/22 at Las Vegas	7	25	3.6	11	1	14	69	4.9	14t	2	0	0	0.0	--	0
11/29 at Tampa Bay	5	22	4.4	10	0	11	37	3.4	10	0	0	0	0.0	--	0
12/06 Denver	11	40	3.6	16	0	DID NOT PLAY					0	0	0.0	--	0
12/13 at Miami	2	21	10.5	13	0	16	32	2.0	12	0	0	0	0.0	--	0
12/20 at New Orleans															
12/27 Atlanta															
01/03 L.A. Chargers															
TOTALS	41	162	4.0	16	1	167	724	4.3	31	4	2	16	8.0	13	0

RUSHING:	CHAD HENNE					TYREEK HILL					PATRICK MAHOMES				
DATE OPP.	NO.	YDS	AVG	LG	TD	NO.	YDS	AVG	LG	TD	NO.	YDS	AVG	LG	TD
09/10 Houston			DID NOT PLAY			0	0	0.0	--	0	0	0	0.0	--	0
09/20 at L.A. Chargers			DID NOT PLAY			1	9	9.0	9	0	6	54	9.0	21	0
09/28 at Baltimore			DID NOT PLAY			2	25	12.5	22	0	4	26	6.5	12	1
10/05 New England			DID NOT PLAY			0	0	0.0	--	0	8	28	3.5	18	0
10/11 Las Vegas			DID NOT PLAY			3	15	5.0	10t	1	6	21	3.5	6	1
10/19 at Buffalo			DID NOT PLAY			1	5	5.0	5	0	10	36	3.6	9	0
10/25 at Denver	4	-2	-0.5	1t	1	0	0	0.0	--	0	0	0	0.0	--	0
11/01 N.Y. Jets	1	0	0.0	--	0	0	0	0.0	--	0	0	0	0.0	--	0
11/08 Carolina			DID NOT PLAY			1	8	8.0	8	0	1	6	6.0	6	0
11/22 at Las Vegas			DID NOT PLAY			2	-2	-1.0	3	0	4	16	4.0	11	0
11/29 at Tampa Bay			DID NOT PLAY			0	0	0.0	--	0	4	28	7.0	17	0
12/06 Denver			DID NOT PLAY			1	30	30.0	30	0	4	26	6.5	20	0
12/13 at Miami			DID NOT PLAY			1	32	32.0	32t	1	5	9	1.8	6	0
12/20 at New Orleans															
12/27 Atlanta															
01/03 L.A. Chargers															
TOTALS	5	-2	-0.4	1t	1	12	122	10.2	32t	2	52	250	4.8	21	2

RUSHING:	ANTHONY SHERMAN					DARWIN THOMPSON					DEANDRÉ WASHINGTON				
DATE OPP.	NO.	YDS	AVG	LG	TD	NO.	YDS	AVG	LG	TD	NO.	YDS	AVG	LG	TD
09/10 Houston	1	2	2.0	2	0	0	0	0.0	--	0	PRACTICE SQUAD				
09/20 at L.A. Chargers	0	0	0.0	--	0	4	21	5.3	14	0	PRACTICE SQUAD				
09/28 at Baltimore	1	0	0.0	--	0	2	11	5.5	10	0	PRACTICE SQUAD				
10/05 New England	0	0	0.0	--	0	0	0	0.0	--	0	PRACTICE SQUAD				
10/11 Las Vegas	0	0	0.0	--	0	0	0	0.0	--	0	INACTIVE				
10/19 at Buffalo			RESERVE/COVID-19			3	17	5.7	11	0	INACTIVE				
10/25 at Denver			RESERVE/COVID-19			INACTIVE					3	5	1.7	3	0
11/01 N.Y. Jets			RESERVE/COVID-19			4	3	0.8	2	0	INACTIVE				
11/08 Carolina	0	0	0.0	--	0	0	0	0.0	--	0	NOT ON ROSTER				
11/22 at Las Vegas	0	0	0.0	--	0	0	0	0.0	--	0	Dolphins				
11/29 at Tampa Bay	0	0	0.0	--	0	0	0	0.0	--	0	NOT ON ROSTER				
12/06 Denver	0	0	0.0	--	0	0	0	0.0	--	0	NOT ON ROSTER				
12/13 at Miami	0	0	0.0	--	0	0	0	0.0	--	0	Dolphins				
12/20 at New Orleans															
12/27 Atlanta															
01/03 L.A. Chargers															
TOTALS	2	2	1.0	2	0	13	52	4.0	14	0	16	40	2.5	7	0

# INDIVIDUAL GXG STATS: RUSHING

RUSHING:		SAMMY WATKINS					DARREL WILLIAMS				
DATE	OPP.	NO.	YDS	AVG	LG	TD	NO.	YDS	AVG	LG	TD
09/10	Houston	1	3	3.0	3	0	7	23	3.3	7	0
09/20	at L.A. Chargers	0	0	0.0	--	0	0	0	0.0	--	0
09/28	at Baltimore	0	0	0.0	--	0	2	6	3.0	6	0
10/05	New England	0	0	0.0	--	0	1	2	2.0	2	0
10/11	Las Vegas	0	0	0.0	--	0	1	4	4.0	4	0
10/19	at Buffalo	INACTIVE					6	26	4.3	13t	1
10/25	at Denver	INACTIVE					0	0	0.0	--	0
11/01	N.Y. Jets	INACTIVE					3	19	6.3	11	0
11/08	Carolina	INACTIVE					0	0	0.0	--	0
11/22	at Las Vegas	INACTIVE					0	0	0.0	--	0
11/29	at Tampa Bay	0	0	0.0	--	0	0	0	0.0	--	0
12/06	Denver	0	0	0.0	--	0	6	38	6.3	12	0
12/13	at Miami	0	0	0.0	--	0	0	0	0.0	--	0
12/20	at New Orleans										
12/27	Atlanta										
01/03	L.A. Chargers										
TOTALS		1	3	3.0	3	0	26	118	4.5	13t	1

# INDIVIDUAL GXG STATS: RECEIVING

## 2020 REGULAR SEASON INDIVIDUAL GAME-BY-GAME STATS

RECEIVING:	LE'VEON BELL					CLYDE EDWARDS-HELAIRE					ERIC FISHER				
DATE OPP.	NO.	YDS	AVG	LG	TD	NO.	YDS	AVG	LG	TD	NO.	YDS	AVG	LG	TD
09/10 Houston			Jets			0	0	0.0	--	0	0	0	0.0	--	0
09/20 at L.A. Chargers			Jets			6	32	5.3	10	0	0	0	0.0	--	0
09/28 at Baltimore			Jets			5	70	14.0	24	0	1	2	2.0	2t	1
10/05 New England			Jets			3	27	9.0	14	0	0	0	0.0	--	0
10/11 Las Vegas			Jets			3	40	13.3	20	0	0	0	0.0	--	0
10/19 at Buffalo			INACTIVE			4	8	2.0	8	0	0	0	0.0	--	0
10/25 at Denver	0	0	0.0	--	0	1	17	17.0	17	0	0	0	0.0	--	0
11/01 N.Y. Jets	3	31	10.3	18	0	3	10	3.3	8	0	0	0	0.0	--	0
11/08 Carolina	1	-5	-5.0	-5	0	3	20	6.7	8	1	0	0	0.0	--	0
11/22 at Las Vegas	1	11	11.0	11	0	1	8	8.0	8	0	0	0	0.0	--	0
11/29 at Tampa Bay	2	10	5.0	8	0	1	2	2.0	2	0	0	0	0.0	--	0
12/06 Denver	2	15	7.5	14	0	DID NOT PLAY					0	0	0.0	--	0
12/13 at Miami	2	14	7.0	9	0	5	59	11.8	26	0	0	0	0.0	--	0
12/20 at New Orleans															
12/27 Atlanta															
01/03 L.A. Chargers															
TOTALS	11	76	6.9	30	0	35	293	8.4	26	1	1	2	2.0	2t	1

RECEIVING:	MECOLE HARDMAN					TYREEK HILL					NICK KEIZER				
DATE OPP.	NO.	YDS	AVG	LG	TD	NO.	YDS	AVG	LG	TD	NO.	YDS	AVG	LG	TD
09/10 Houston	1	6	6.0	6	0	5	46	9.2	15	1	0	0	0.0	--	0
09/20 at L.A. Chargers	2	30	15.0	22	0	5	99	19.8	54t	1	0	0	0.0	--	0
09/28 at Baltimore	4	81	20.3	49t	1	5	77	15.4	33	1	0	0	0.0	--	0
10/05 New England	4	27	6.8	10	1	4	64	16.0	22	1	0	0	0.0	--	0
10/11 Las Vegas	2	50	25.0	37	0	3	78	26.0	37	0	0	0	0.0	--	0
10/19 at Buffalo	0	0	0.0	--	0	3	20	6.7	8	0	1	2	2.0	2	0
10/25 at Denver	2	57	28.5	38	0	6	55	9.2	15	1	2	36	18.0	22	0
11/01 N.Y. Jets	7	96	13.7	30t	1	4	98	24.5	41t	2	1	5	5.0	5	0
11/08 Carolina	3	48	16.0	32	0	9	113	12.6	28t	2	0	0	0.0	--	0
11/22 at Las Vegas	1	16	16.0	16	0	11	102	9.3	15	1	1	5	5.0	5	0
11/29 at Tampa Bay	3	23	7.7	15	0	13	269	20.7	75t	3	0	0	0.0	--	0
12/06 Denver	1	15	15.0	15	0	6	58	9.7	30	0	1	15	15.0	15	0
12/13 at Miami	3	40	13.3	26	0	3	79	26.3	44t	1	0	0	0.0	--	0
12/20 at New Orleans															
12/27 Atlanta															
01/03 L.A. Chargers															
TOTALS	33	489	14.8	49t	3	77	1,158	15.0	75t	14	6	63	10.5	22	0

RECEIVING:	TRAVIS KELCE					MARCUS KEMP					BYRON PRINGLE				
DATE OPP.	NO.	YDS	AVG	LG	TD	NO.	YDS	AVG	LG	TD	NO.	YDS	AVG	LG	TD
09/10 Houston	6	50	8.3	15	1	0	0	0.0	--	0	0	0	0.0	--	0
09/20 at L.A. Chargers	9	90	10.0	20	1	0	0	0.0	--	0	0	0	0.0	--	0
09/28 at Baltimore	6	87	14.5	29	0	0	0	0.0	--	0	0	0	0.0	--	0
10/05 New England	3	70	23.3	45	0	0	0	0.0	--	0	0	0	0.0	--	0
10/11 Las Vegas	8	108	13.5	32	1	PRACTICE SQUAD					1	23	23.0	23	0
10/19 at Buffalo	5	65	13.0	20	2	0	0	0.0	--	0	2	46	23.0	37	0
10/25 at Denver	3	31	10.3	17	0	1	11	11.0	11	0	0	0	0.0	--	0
11/01 N.Y. Jets	8	109	13.6	25	1	0	0	0.0	--	0	3	22	7.3	13	0
11/08 Carolina	10	159	15.9	44	0	PRACTICE SQUAD					0	0	0.0	--	0
11/22 at Las Vegas	8	127	15.9	22t	1	PRACTICE SQUAD					3	17	5.7	10	0
11/29 at Tampa Bay	8	82	10.3	20	0	0	0	0.0	--	0	RESERVE/INJURED				
12/06 Denver	8	136	17.0	28	1	0	0	0.0	--	0	RESERVE/INJURED				
12/13 at Miami	8	136	17.0	32	1	0	0	0.0	--	0	RESERVE/INJURED				
12/20 at New Orleans															
12/27 Atlanta															
01/03 L.A. Chargers															
TOTALS	90	1,250	13.9	45	9	1	11	11.0	11	0	9	108	12.0	37	0



# INDIVIDUAL GXG STATS: RECEIVING

RECEIVING:	DEMARCUS ROBINSON					ANTHONY SHERMAN					DEANDRÉ WASHINGTON				
DATE OPP.	NO.	YDS	AVG	LG	TD	NO.	YDS	AVG	LG	TD	NO.	YDS	AVG	LG	TD
09/10 Houston	3	20	6.7	9	0	0	0	0.0	--	0	PRACTICE SQUAD				
09/20 at L.A. Chargers	3	28	9.3	14	0	0	0	0.0	--	0	PRACTICE SQUAD				
09/28 at Baltimore	0	0	0.0	--	0	1	5	5.0	5t	1	PRACTICE SQUAD				
10/05 New England	0	0	0.0	--	0	0	0	0.0	--	0	PRACTICE SQUAD				
10/11 Las Vegas	2	2	1.0	3	0	0	0	0.0	--	0	INACTIVE				
10/19 at Buffalo	5	69	13.8	22	0	RESERVE/COVID-19					INACTIVE				
10/25 at Denver	1	4	4.0	4	0	RESERVE/COVID-19					1	2	2.0	2	0
11/01 N.Y. Jets	4	63	15.8	26t	1	RESERVE/COVID-19					INACTIVE				
11/08 Carolina	3	34	11.3	28	1	0	0	0.0	--	0	NOT ON ROSTER				
11/22 at Las Vegas	6	44	7.3	17	0	0	0	0.0	--	0	Dolphins				
11/29 at Tampa Bay	5	36	7.2	13	0	0	0	0.0	--	0	NOT ON ROSTER				
12/06 Denver	2	39	19.5	20	0	0	0	0.0	--	0	NOT ON ROSTER				
12/13 at Miami	1	13	13.0	13	0	0	0	0.0	--	0	Dolphins				
12/20 at New Orleans															
12/27 Atlanta															
01/03 L.A. Chargers															
<b>TOTALS</b>	<b>35</b>	<b>352</b>	<b>10.1</b>	<b>28</b>	<b>2</b>	<b>1</b>	<b>5</b>	<b>5.0</b>	<b>5t</b>	<b>1</b>	<b>3</b>	<b>19</b>	<b>6.3</b>	<b>10</b>	<b>0</b>

RECEIVING:	SAMMY WATKINS					DARREL WILLIAMS					DEON YELDER				
DATE OPP.	NO.	YDS	AVG	LG	TD	NO.	YDS	AVG	LG	TD	NO.	YDS	AVG	LG	TD
09/10 Houston	7	82	11.7	19	1	2	7	3.5	6	0	DID NOT PLAY				
09/20 at L.A. Chargers	1	11	11.0	11	0	1	12	12.0	12	0	DID NOT PLAY				
09/28 at Baltimore	7	62	8.9	15	0	2	1	0.5	5	0	0	0	0.0	--	0
10/05 New England	4	43	10.8	21	0	0	0	0.0	--	0	1	5	5.0	5	0
10/11 Las Vegas	2	24	12.0	16	1	1	15	15.0	15	0	0	0	0.0	--	0
10/19 at Buffalo	INACTIVE					1	15	15.0	15	0	0	0	0.0	--	0
10/25 at Denver	INACTIVE					0	0	0.0	--	0	0	0	0.0	--	0
11/01 N.Y. Jets	INACTIVE					1	7	7.0	7	0	1	5	5.0	5	0
11/08 Carolina	INACTIVE					1	3	3.0	3	0	0	0	0.0	--	0
11/22 at Las Vegas	INACTIVE					3	22	7.3	11	0	0	0	0.0	--	0
11/29 at Tampa Bay	4	38	9.5	14	0	0	0	0.0	--	0	1	2	2.0	2	0
12/06 Denver	4	35	8.8	17	0	1	5	5.0	5	0	0	0	0.0	--	0
12/13 at Miami	2	52	26.0	37	0	0	0	0.0	--	0	0	0	0.0	--	0
12/20 at New Orleans															
12/27 Atlanta															
01/03 L.A. Chargers															
<b>TOTALS</b>	<b>31</b>	<b>347</b>	<b>11.2</b>	<b>37</b>	<b>2</b>	<b>13</b>	<b>87</b>	<b>6.7</b>	<b>15</b>	<b>0</b>	<b>3</b>	<b>12</b>	<b>4.0</b>	<b>5</b>	<b>0</b>

# INDIVIDUAL GXG STATS: PUNTING

## 2020 REGULAR SEASON INDIVIDUAL GAME-BY-GAME STATS

PASSING:		TOMMY TOWNSEND							
DATE	OPP.	NO.	YDS	AVG	TB	IN 20	LG	NET	BLK
09/10	Houston	3	136	45.3	1	1	54	32.3	0
09/20	at L.A. Chargers	5	221	44.2	1	2	55	39.6	0
09/28	at Baltimore	1	58	58.0	0	0	58	42.0	0
10/05	New England	4	243	60.8	2	1	65	47.8	0
10/11	Las Vegas	5	244	48.8	1	1	67	44.8	0
10/19	at Buffalo	2	80	40.0	0	1	42	28.0	0
10/25	at Denver	3	133	44.3	0	2	57	44.3	0
11/01	N.Y. Jets	3	122	40.7	1	1	44	34.0	0
11/08	Carolina	1	36	36.0	0	1	36	36.0	0
11/22	at Las Vegas	2	107	53.5	0	0	55	48.0	0
11/29	at Tampa Bay	4	159	39.8	0	1	54	39.3	0
12/06	Denver	3	112	37.3	0	2	43	38.0	0
12/13	at Miami	4	198	49.5	0	1	58	47.5	0
12/20	at New Orleans								
12/27	Atlanta								
01/03	L.A. Chargers								
TOTALS		40	1,849	46.2	6	14	67	40.9	0

# INDIVIDUAL GXG STATS: FIELD GOALS

## 2020 REGULAR SEASON INDIVIDUAL GAME-BY-GAME STATS

FIELD GOALS:		HARRISON BUTKER									
DATE	OPP.	0-19	20-29	30-39	40-49	50+	TOTAL	FGM	FGA	PCT	LG
09/10	Houston	1/1	1/1	0/0	0/0	0/0	2/2	2	2	100.0%	29
09/20	at L.A. Chargers	0/0	0/0	1/1	0/0	2/2	3/3	3	3	100.0%	58
09/28	at Baltimore	0/0	0/0	0/0	0/1	0/0	0/1	0	1	0.0%	0
10/05	New England	0/0	1/1	1/1	0/0	0/0	2/2	2	2	100.0%	39
10/11	Las Vegas	0/0	0/0	1/1	0/0	0/0	1/1	1	1	100.0%	32
10/19	at Buffalo	0/0	0/0	2/2	0/0	0/0	2/2	2	2	100.0%	37
10/25	at Denver	0/0	1/1	1/1	1/1	0/0	3/3	3	3	100.0%	40
11/01	N.Y. Jets	0/0	0/0	0/0	0/0	0/0	0/0	0	0	0.0%	0
11/08	Carolina	0/0	0/0	1/1	0/1	1/1	2/3	2	3	66.7%	55
11/22	at Las Vegas	0/0	0/0	0/0	0/0	0/0	0/0	0	0	0.0%	0
11/29	at Tampa Bay	1/1	1/1	0/0	0/0	0/0	2/2	2	2	100.0%	29
12/06	Denver	0/0	2/2	2/2	1/1	0/0	5/5	5	5	100.0%	48
12/13	at Miami	0/0	0/0	0/0	1/1	0/0	1/1	1	1	100.0%	46
12/20	at New Orleans										
12/27	Atlanta										
01/03	L.A. Chargers										
TOTALS		2/2	6/6	9/9	3/5	3/3	23/25	23	25	92.0%	58

# INDIVIDUAL GXG STATS: DEFENSIVE

2020 REGULAR SEASON INDIVIDUAL DEFENSIVE GAME-BY-GAME STATS

		BASHAUD BREELAND										TACO CHARLTON										FRANK CLARK															
DATE	OPP.	S	A	TK	TFL TFLY	SK SKY	INT	FR	FF	PR	PD	S	A	TK	TFL TFLY	SK SKY	INT	FR	FF	PR	PD	S	A	TK	TFL TFLY	SK SKY	INT	FR	FF	PR	PD						
09/10	Houston	RESERVE/LEAGUE SUSP.										INACTIVE																									
09/20	at L.A. Chargers	RESERVE/LEAGUE SUSP.										1	1	2	1	1	1.0	1.0	0	0	0	2	0	1	1	2	0	0	0.0	0.0	0	0	0	0	0		
09/28	at Baltimore	RESERVE/LEAGUE SUSP.										0	0	0	0	0	0.0	0.0	0	0	0	0	0	1	0	1	1	10	1.0	10.0	0	0	0	1	0		
10/05	New England	RESERVE/LEAGUE SUSP.										2	1	3	0	0	1.0	5.0	0	0	1	1	4	0	4	1	13	1.0	13.0	0	0	0	3	0			
10/11	Las Vegas	2	0	2	0	0	0.0	0.0	1	0	0	0	0	0	0	0	0.0	0.0	0	0	0	0	1	0	1	0	0	0.0	0.0	0	0	0	0				
10/19	at Buffalo	4	1	5	1	6	0.0	0.0	0	0	0	0	1	0	1	0	0	0.0	0.0	0	0	0	1	0	1	1	3	0.0	0.0	0	0	0	2	1			
10/25	at Denver	2	1	3	0	0	0.0	0.0	0	0	1	0	0	INACTIVE										2	0	2	0	0	0.0	0.0	0	1	0	0	0	0	
11/01	N.Y. Jets	2	2	4	0	0	0.0	0.0	0	1	0	0	1	0	1	1	0	0	0.0	0.0	0	0	0	0	0	2	2	4	1	2	0.0	0.0	0	0	0	1	0
11/08	Carolina	7	0	7	0	0	0.0	0.0	0	0	0	0	0	0	0	0	0	0	0.0	0.0	0	0	0	0	1	1	2	1	7	1.0	7.0	0	0	0	2	0	
11/22	at Las Vegas	3	3	6	0	0	0.0	0.0	0	0	0	0	0	RESERVE/INJURED										0	1	1	0	0	0.0	0.0	0	0	0	0	0	0	0
11/29	at Tampa Bay	1	0	1	0	0	0.0	0.0	1	0	0	0	2	RESERVE/INJURED										0	1	1	0	0	0.0	0.0	0	0	0	1	0	0	
12/06	Denver	2	0	2	0	0	0.0	0.0	0	0	0	0	0	RESERVE/INJURED										2	0	2	0	0	0.0	0.0	0	0	0	1	1	0	
12/13	at Miami	4	1	5	0	0	0.0	0.0	0	0	0	0	3	RESERVE/INJURED										2	0	2	1	8	1.0	8.0	0	0	0	1	0	0	
12/20	at New Orleans																																				
12/27	Atlanta																																				
01/03	L.A. Chargers																																				
TOTALS		27	8	35	1	6	0.0	0.0	2	1	1	0	7	4	3	7	1	1	2.0	6.0	0	0	1	4	0	19	7	26	7	45	5.0	40.0	0	1	0	12	2

		MIKE DANNA										RASHAD FENTON										WILLIE GAY																
DATE	OPP.	S	A	TK	TFL	TFLY	SK	SKY	INT	FR	FF	PR	PD	S	A	TK	TFL	TFLY	SK	SKY	INT	FR	FF	PR	PD	S	A	TK	TFL	TFLY	SK	SKY	INT	FR	FF	PR	PD	
09/10	Houston	3	0	3	0	0	0.0	0.0	0	0	0	0	0	2	0	2	0	0	0.0	0.0	0	0	0	0	0	0	0	0	0	0	0	0.0	0.0	0	0	0	0	0
09/20	at L.A. Chargers	2	2	4	1	14	1.0	14.0	0	0	0	1	0	2	1	3	0	0	0.0	0.0	0	0	0	0	0	0	1	1	0	0	0.0	0.0	0	0	0	0	0	0
09/28	at Baltimore	1	0	1	0	0	0.0	0.0	0	0	0	0	0	3	1	4	0	0	0.0	0.0	0	0	0	0	0	0	0	0	0	0	0.0	0.0	0	0	0	0	0	
10/05	New England	0	0	0	0	0	0.0	0.0	0	0	0	0	0	3	0	3	1	1	0.0	0.0	1	0	0	4	1	1	2	0	0	0.0	0.0	0	0	0	0	0	0	
10/11	Las Vegas	RESERVE/INJURED												2	1	3	0	0	0.0	0.0	0	0	0	0	1	5	1	6	1	1	1.0	1.0	0	0	0	1	0	
10/19	at Buffalo	RESERVE/INJURED												1	0	1	0	0	0.0	0.0	0	0	0	0	1	0	1	0	0	0.0	0.0	0	0	0	0	0		
10/25	at Denver	RESERVE/INJURED												2	0	2	0	0	0.0	0.0	0	0	0	0	0	3	1	4	1	1	0.0	0.0	0	0	0	0	2	
11/01	N.Y. Jets	0	1	1	0	0	0.0	0.0	0	0	0	0	0	1	0	1	0	0	0.0	0.0	0	0	0	0	0	1	0	1	0	0	0.0	0.0	0	0	0	0	0	
11/08	Carolina	1	0	1	0	0	0.0	0.0	0	0	0	2	0	2	0	2	0	0	0.0	0.0	0	0	0	0	0	0	1	1	0	0	0.0	0.0	0	0	0	0	0	
11/22	at Las Vegas	2	1	3	0	0	0.0	0.0	0	0	0	0	0	1	0	1	0	0	0.0	0.0	0	0	0	0	0	4	1	5	0	0	0.0	0.0	0	0	0	0	0	
11/29	at Tampa Bay	0	3	3	0	0	0.5	1.5	0	0	0	1	0	5	1	6	0	0	0.0	0.0	0	0	0	0	0	0	0	0	0	0	0.0	0.0	0	0	0	0	0	
12/06	Denver	1	2	3	0	0	0.0	0.0	0	0	0	0	0	0	0	0	0	0	0.0	0.0	0	0	0	0	0	1	1	2	0	0	0.0	0.0	0	0	0	0	0	
12/13	at Miami	4	0	4	3	9	1.0	7.0	0	0	0	1	0	1	1	2	0	0	0.0	0.0	0	0	0	0	1	2	1	3	0	0	0.0	0.0	0	0	0	0	0	
12/20	at New Orleans																																					
12/27	Atlanta																																					
01/03	L.A. Chargers																																					
TOTALS		14	9	23	4	23	2.5	22.5	0	0	0	5	0	25	5	30	1	1	0.0	0.0	1	0	0	0	6	18	8	26	2	2	1.0	1.0	0	0	0	1	2	

		ANTONIO HAMILTON										DEMONE HARRIS										ANTHONY HITCHENS																						
DATE	OPP.	S	A	TK	TFL	TFLY	SK	SKY	INT	FR	FF	PR	PD	S	A	TK	TFL	TFLY	SK	SKY	INT	FR	FF	PR	PD	S	A	TK	TFL	TFLY	SK	SKY	INT	FR	FF	PR	PD							
09/10	Houston	3	0	3	0	0	0.0	0.0	0	0	0	0	0	INACTIVE										4	4	8	0	0	0.0	0.0	0	0	0	0	0	0	0	0	0	0	0			
09/20	at L.A. Chargers	0	0	0	0	0	0.0	0.0	0	0	0	0	0	INACTIVE										7	2	9	0	0	0.0	0.0	0	0	0	0	0	0	0	0	0	0	0	0		
09/28	at Baltimore	0	0	0	0	0	0.0	0.0	0	0	0	0	0	INACTIVE										0	5	5	0	0	0.0	0.0	0	0	0	0	0	0	0	0	0	0	0	1		
10/05	New England	0	0	0	0	0	0.0	0.0	0	0	0	1	0	INACTIVE										3	3	6	0	0	0.0	0.0	0	0	0	0	0	0	0	0	0	0	0	0		
10/11	Las Vegas	0	0	0	0	0	0.0	0.0	0	0	0	0	0	INACTIVE										6	4	10	0	0	0.0	0.0	0	0	0	0	0	0	0	0	0	0	0	0	0	
10/19	at Buffalo	0	0	0	0	0	0.0	0.0	0	0	0	0	0	INACTIVE										3	2	5	0	0	0.0	0.0	0	0	0	0	0	0	0	0	0	0	0	0	0	
10/25	at Denver	1	0	1	0	0	0.0	0.0	0	0	0	0	1	1	2	3	0	0	0.0	0.0	0	0	0	0	0	3	1	4	0	0	0.0	0.0	0	0	0	0	0	0	0	0	0			
11/01	N.Y. Jets	0	0	0	0	0	0.0	0.0	0	0	0	0	0	INACTIVE										0	0	0	0	0	0.0	0.0	0	0	0	0	0	0	0	0	0	0	0	0	0	
11/08	Carolina	1	0	1	0	0	0.0	0.0	0	0	0	0	0	INACTIVE										4	2	6	0	0	0.0	0.0	0	0	0	0	0	0	0	0	0	0	0	0	0	
11/22	at Las Vegas	0	0	0	0	0	0.0	0.0	0	0	0	0	0	PRACTICE SQUAD										4	2	6	1	3	0.0	0.0	0	0	0	0	0	0	0	0	0	0	0	0	0	
11/29	at Tampa Bay	0	0	0	0	0	0.0	0.0	0	0	0	0	0	PRACTICE SQUAD										3	4	7	1	4	0.0	0.0	0	0	0	0	2	0	0	0	0	0	0	0	0	
12/06	Denver	0	0	0	0	0	0.0	0.0	0	0	0	0	0	PRACTICE SQUAD										4	3	7	0	0	0.0	0.0	0	0	0	0	0	0	0	0	0	0	0	0	0	0
12/13	at Miami	0	0	0	0	0	0.0	0.0	0	0	0	0	0	PRACTICE SQUAD										2	0	2	0	0	0.0	0.0	0	0	0	0	0	0	0	0	0	0	0	0	0	0
12/20	at New Orleans																																											
12/27	Atlanta																																											
01/03	L.A. Chargers																																											
TOTALS		5	0	5	0	0	0.0	0.0	0	0	0	1	1	1	2	3	0	0	0.0	0.0	0	0	0	0	0	43	32	75	2	7	0.0	0.0	0	0	0	0	4	1						



# INDIVIDUAL GXG STATS: DEFENSIVE

		BEN NIEMANN										DERRICK NNADI										DORIAN O'DANIEL														
DATE	OPP.	S	A	TK	TFL TFLY	SK SKY	INT	FR	FF	PR	PD	S	A	TK	TFL TFLY	SK SKY	INT	FR	FF	PR	PD	S	A	TK	TFL TFLY	SK SKY	INT	FR	FF	PR	PD					
09/10	Houston	0	0	0	0	0	0	0	0	0	0	0	1	1	0	0	0.0	0.0	0	0	0	0	2	0	2	1	5	1.0	5.0	0	0	0	1	0		
09/20	at L.A. Chargers	5	4	9	0	0	0	0	0	0	0	1	8	9	0	0	0.0	0.0	0	0	0	0	0	0	0	0	0	0	0	0	0	0	0	0		
09/28	at Baltimore	2	0	2	1	8	1.0	8.0	0	1	0	1	1	0	0	0.0	0.0	0	0	0	0	0	0	0	0	0	0	0	0	0	0	0	0	0		
10/05	New England	1	1	2	0	0	0	0	0	0	0	3	1	4	0	0	0.0	0.0	0	0	0	0	0	0	0	0	0	0	0	0	0	0	0	0		
10/11	Las Vegas	1	1	2	0	0	0	0	0	1	0	3	2	5	0	0	0.0	0.0	0	0	0	0	0	0	0	0	0	0	0	0	0	0	0	0		
10/19	at Buffalo	2	1	3	0	0	0	0	0	0	0	2	2	4	0	0	0.0	0.0	0	0	0	0	0	0	0	0	0	0	0	0	0	0	0	0		
10/25	at Denver	1	1	2	0	0	0	0	0	0	0	0	0	0	0	0	0.0	0.0	0	0	0	0	0	0	0	0	0	0	0	0	0	0	0	0		
11/01	N.Y. Jets	1	1	2	0	0	0	0	0	0	0	1	0	1	0	0	0.0	0.0	0	0	0	0	0	0	0	0	0	0	0	0	0	0	0	0	0	
11/08	Carolina	3	1	4	0	0	0	0	0	0	0	3	2	5	0	0	0.0	0.0	0	0	0	0	0	0	0	0	0	0	0	0	0	0	0	0	0	
11/22	at Las Vegas	0	0	0	0	0	0	0	0	0	0	1	1	2	0	0	0.0	0.0	0	0	0	0	0	0	0	0	0	0	0	0	0	0	0	0	0	
11/29	at Tampa Bay	0	0	0	0	0	0	0	0	0	0	1	2	3	0	0	0.0	0.0	0	0	0	0	0	0	0	0	0	0	0	0	0	0	0	0	0	
12/06	Denver	1	1	2	0	0	0	0	0	0	0	2	1	3	0	0	0.0	0.0	0	0	0	0	RESERVE/INJURED													
12/13	at Miami	4	0	4	1	0	0	0	0	0	1	0	4	0	4	0	0	0.0	0.0	0	0	0	0	RESERVE/INJURED												
12/20	at New Orleans																																			
12/27	Atlanta																																			
01/03	L.A. Chargers																																			
TOTALS		21	11	32	2	8	1.0	8.0	0	2	0	3	0	21	21	42	0	0	0.0	0.0	0	0	0	0	2	0	2	1	5	1.0	5.0	0	0	0	1	0

		ALEX OKAFOR										MIKE PENNEL										KHALEN SAUNDERS											
DATE	OPP.	S	A	TK	TFL TFLY	SK SKY	INT	FR	FF	PR	PD	S	A	TK	TFL TFLY	SK SKY	INT	FR	FF	PR	PD	S	A	TK	TFL TFLY	SK SKY	INT	FR	FF	PR	PD		
09/10	Houston	0	1	1	0	0	0	5	2	0	0											0	0	0	0	0	0	0	0	0	0		
09/20	at L.A. Chargers	INACTIVE										RESERVE/LEAGUE SUSP.										RESERVE/INJURED											
09/28	at Baltimore	INACTIVE										0	1	1	0	0	0	0	0	0	0	0	0	RESERVE/INJURED									
10/05	New England	2	0	2	0	0	0	0	0	0	1	0	5	5	10	0	0	0	0	0	0	0	0	0	0	0	0	0	0	0	0	0	
10/11	Las Vegas	2	0	2	0	0	0	0	0	0	0	1	0	1	0	0	0	0	0	0	0	0											
10/19	at Buffalo	0	1	1	0	0	0	0	0	0	0	0	0	0	0	0	0	0	0	0	0	0											
10/25	at Denver	RESERVE/INJURED										1	0	1	0	0	0	0	0	0	0	0	0	1	0	1	0	0	0	0	0	0	0
11/01	N.Y. Jets	RESERVE/INJURED										0	2	2	0	0	0	0	0	0	0	0	0	INACTIVE									
11/08	Carolina	RESERVE/INJURED										0	0	0	0	0	0	0	0	0	0	0	0	INACTIVE									
11/22	at Las Vegas	0	0	0	0	0	0	0	0	0	0	0	1	1	0	0	0	0	0	0	0	0											
11/29	at Tampa Bay	1	2	3	0	0	0	5	1	5	0	0	0	0	0	0	0	0	0	0	0	0											
12/06	Denver	1	1	2	0	0	0	0	0	0	0	0	0	0	0	0	0	0	0	0	0	0											
12/13	at Miami	0	0	0	0	0	0	0	0	0	3	0	2	2	4	0	0	0	0	0	0	0											
12/20	at New Orleans																																
12/27	Atlanta																																
01/03	L.A. Chargers																																
TOTALS		6	5	11	0	0	1.0	3.5	0	0	7	0	9	11	20	0	0	0	0	0	0	0	1	0	1	0	0	0	0	0	0	0	

		L'JARIUS SNEED										DANIEL SORENSEN										TEDRIC THOMPSON																	
DATE	OPP.	S	A	TK	TFL	TFLY	SK	SKY	INT	FR	FF	PR	PD	S	A	TK	TFL	TFLY	SK	SKY	INT	FR	FF	PR	PD	S	A	TK	TFL	TFLY	SK	SKY	INT	FR	FF	PR	PD		
09/10	Houston	3	0	3	0	0	0	0.0	0.0	1	0	0	2	2	0	2	0	0	0.0	0.0	0	0	0	0	0	2	0	2	0	0	0	0.0	0.0	0	0	0	0	0	
09/20	at L.A. Chargers	5	1	6	0	0	0.0	0.0	1	0	0	0	1	4	0	4	0	0	0.0	0.0	0	0	0	0	1	0	2	1	3	0	0	0.0	0.0	0	0	0	0	0	
09/28	at Baltimore	1	0	1	0	0	0.0	0.0	0	0	0	0	0	4	1	5	0	0	0.0	0.0	0	0	0	0	0	2	1	3	0	0	0.0	0.0	0	0	0	0	0		
10/05	New England	RESERVE/INJURED										5	1	6	2	4	0.0	0.0	0	0	0	0	0	0	2	0	2	0	0	0.0	0.0	0	0	0	0	0	0	0	0
10/11	Las Vegas	RESERVE/INJURED										5	2	7	0	0	0.0	0.0	0	0	0	0	1	0	0	0	0	0	0	0	0.0	0.0	0	0	0	0	0	0	0
10/19	at Buffalo	RESERVE/INJURED										2	3	5	0	0	0.0	0.0	1	0	0	0	1	0	0	0	0	0	0	0.0	0.0	0	0	0	0	0	0	0	0
10/25	at Denver	RESERVE/INJURED										7	2	9	0	0	0.0	0.0	1	0	0	0	1	1	0	1	0	0	0.0	0.0	0	0	0	0	0	0	0	0	0
11/01	N.Y. Jets	RESERVE/INJURED										8	1	9	0	0	0.0	0.0	0	0	1	0	0	0	0	0	0	0	0.0	0.0	0	0	0	0	0	0	0	0	0
11/08	Carolina	RESERVE/INJURED										8	2	10	0	0	0.0	0.0	0	0	1	0	0	INACTIVE															
11/22	at Las Vegas	1	2	3	0	0	0.0	0.0	0	0	0	0	0	3	1	4	0	0	0.0	0.0	1	0	0	0	1	INACTIVE													
11/29	at Tampa Bay	2	1	3	0	0	0.0	0.0	0	0	0	0	0	4	3	7	0	0	0.0	0.0	0	0	0	0	0	NOT ON ROSTER													
12/06	Denver	4	2	6	0	0	0.0	0.0	0	0	0	0	0	3	2	5	0	0	0.0	0.0	0	0	0	2	0	NOT ON ROSTER													
12/13	at Miami	7	0	7	0	0	0.0	0.0	0	0	0	0	1	4	3	7	0	0	0.0	0.0	0	0	0	0	0	NOT ON ROSTER													
12/20	at New Orleans																																						
12/27	Atlanta																																						
01/03	L.A. Chargers																																						
TOTALS		23	6	29	0	0	0.0	0.0	2	0	0	0	4	59	21	80	2	4	0.0	0.0	3	0	2	4	3	9	2	11	0	0	0.0	0.0	0	0	0	0	0		

# INDIVIDUAL GXG STATS: DEFENSIVE

		TERSHAWN WHARTON												DAMIEN WILSON												
DATE	OPP.	S	A	TK	TFL	TFLY	SK	SKY	INT	FR	FF	PR	PD	S	A	TK	TFL	TFLY	SK	SKY	INT	FR	FF	PR	PD	
09/10	Houston	1	1	2	0	0	0.0	0.0	0	0	0	0	0	1	1	2	0	0	0.0	0.0	0	0	0	0	0	
09/20	at L.A. Chargers	4	1	5	1	0	0.0	0.0	0	0	0	0	0	7	5	12	1	1	0.0	0.0	0	0	0	0	0	
09/28	at Baltimore	0	0	0	0	0	0.0	0.0	0	0	0	0	0	2	2	4	0	0	0.0	0.0	0	0	1	0	1	
10/05	New England	1	1	2	0	0	0.0	0.0	0	0	0	0	0	2	1	3	0	0	0.0	0.0	0	0	0	0	0	
10/11	Las Vegas	1	2	3	0	0	0.0	0.0	0	0	0	0	0	3	6	9	1	1	0.0	0.0	0	0	0	0	0	
10/19	at Buffalo	1	0	1	1	0	0.0	0.0	0	0	0	0	0	5	1	6	0	0	0.0	0.0	0	0	0	0	0	
10/25	at Denver	1	1	2	0	0	0.0	0.0	0	1	1	0	0	6	2	8	0	0	0.0	0.0	0	0	0	0	0	
11/01	N.Y. Jets	2	2	4	1	5	1.0	5.0	0	0	0	1	0	6	1	7	0	0	0.0	0.0	0	0	0	0	0	
11/08	Carolina	0	1	1	0	0	0.0	0.0	0	0	0	0	0	2	0	2	0	0	0.0	0.0	0	0	0	0	0	
11/22	at Las Vegas	0	0	0	0	0	0.0	0.0	0	0	0	0	0	3	3	6	0	0	0.0	0.0	0	0	0	0	0	
11/29	at Tampa Bay	0	1	1	0	0	0.0	0.0	0	0	0	0	0	0	2	2	0	0	0.0	0.0	0	0	0	0	0	
12/06	Denver	0	1	1	0	0	0.0	0.0	0	0	0	0	0	2	3	5	0	0	0.0	0.0	0	0	0	0	0	
12/13	at Miami	2	0	2	1	8	1.0	8.0	0	0	0	1	0	INACTIVE												
12/20	at New Orleans																									
12/27	Atlanta																									
01/03	L.A. Chargers																									
TOTALS		13	11	24	4	13	2.0	13.0	0	1	1	2	0	39	27	66	2	2	0.0	0.0	0	0	1	0	1	

# INDIVIDUAL GXG STATS: SPECIAL TEAMS

## 2020 REGULAR SEASON INDIVIDUAL SPECIAL TEAMS GAME-BY-GAME STATS

DATE	OPP.	HARRISON BUTKER			RASHAD FENTON			WILLIE GAY			ANTONIO HAMILTON		
		TKL	AST	TOT	TKL	AST	TOT	TKL	AST	TOT	TKL	AST	TOT
09/10	Houston	0	0	0	0	0	0	1	0	1	0	0	0
09/20	at L.A. Chargers	0	0	0	0	0	0	0	0	0	0	0	0
09/28	at Baltimore	0	0	0	0	0	0	0	0	0	0	0	0
10/05	New England	0	0	0	0	0	0	0	0	0	0	0	0
10/11	Las Vegas	0	0	0	0	0	0	0	0	0	1	0	1
10/19	at Buffalo	0	0	0	0	0	0	0	0	0	0	0	0
10/25	at Denver	0	0	0	0	0	0	0	0	0	0	0	0
11/01	N.Y. Jets	0	0	0	0	0	0	0	0	0	0	0	0
11/08	Carolina	0	0	0	0	1	1	0	0	0	1	0	1
11/22	at Las Vegas	0	0	0	0	0	0	0	0	0	0	0	0
11/29	at Tampa Bay	0	0	0	0	0	0	1	0	1	0	0	0
12/06	Denver	1	0	1	0	0	0	0	0	0	1	0	1
12/13	at Miami	0	0	0	0	0	0	0	0	0	0	1	1
12/20	at New Orleans												
12/27	Atlanta												
01/03	L.A. Chargers												
TOTALS		1	0	1	0	1	1	2	0	2	3	1	4

DATE	OPP.	NICK KEIZER			MARCUS KEMP			BEN NIEMANN			DORIAN O'DANIEL		
		TKL	AST	TOT	TKL	AST	TOT	TKL	AST	TOT	TKL	AST	TOT
09/10	Houston	0	1	1	1	0	1	0	0	0	1	1	2
09/20	at L.A. Chargers	1	0	1	0	1	1	0	0	0	1	1	2
09/28	at Baltimore	0	0	0	0	0	0	0	0	0	1	0	1
10/05	New England	0	0	0	0	0	0	0	0	0	0	0	0
10/11	Las Vegas	0	0	0	PRACTICE SQUAD			0	0	0	1	0	1
10/19	at Buffalo	0	0	0	0	0	0	0	0	0	0	0	0
10/25	at Denver	0	0	0	0	0	0	0	0	0	0	0	0
11/01	N.Y. Jets	0	0	0	0	0	0	0	0	0	0	0	0
11/08	Carolina	0	1	1	PRACTICE SQUAD			0	0	0	0	0	0
11/22	at Las Vegas	0	0	0	PRACTICE SQUAD			0	0	0	1	0	1
11/29	at Tampa Bay	0	0	0	0	0	0	0	0	0	0	0	0
12/06	Denver	1	0	1	0	0	0	0	0	0	RESERVE/INJURED		
12/13	at Miami	0	0	0	1	0	1	0	1	1	RESERVE/INJURED		
12/20	at New Orleans												
12/27	Atlanta												
01/03	L.A. Chargers												
TOTALS		2	2	4	2	1	3	0	1	1	5	2	7

DATE	OPP.	BYRON PRINGLE			ANTHONY SHERMAN			DARWIN THOMPSON			TEDRIC THOMPSON		
		TKL	AST	TOT	TKL	AST	TOT	TKL	AST	TOT	TKL	AST	TOT
09/10	Houston	0	0	0	0	0	0	0	0	0	0	0	0
09/20	at L.A. Chargers	0	0	0	0	0	0	2	0	2	0	0	0
09/28	at Baltimore	0	0	0	0	0	0	0	0	0	1	0	1
10/05	New England	0	0	0	0	0	0	0	0	0	0	0	0
10/11	Las Vegas	0	0	0	1	0	1	0	0	0	0	0	0
10/19	at Buffalo	1	0	1	RESERVE/COVID-19			0	0	0	0	0	0
10/25	at Denver	0	0	0	RESERVE/COVID-19			INACTIVE			0	0	0
11/01	N.Y. Jets	0	0	0	RESERVE/COVID-19			0	0	0	1	0	1
11/08	Carolina	0	0	0	0	0	0	0	0	0	INACTIVE		
11/22	at Las Vegas	0	0	0	0	0	0	0	0	0	INACTIVE		
11/29	at Tampa Bay	RESERVE/INJURED			0	0	0	0	0	0	NOT ON ROSTER		
12/06	Denver	RESERVE/INJURED			0	0	0	0	0	0	NOT ON ROSTER		
12/13	at Miami	RESERVE/INJURED			0	0	0	0	0	0	NOT ON ROSTER		
12/20	at New Orleans												
12/27	Atlanta												
01/03	L.A. Chargers												
TOTALS		1	0	1	1	0	1	2	0	2	2	0	2

# INDIVIDUAL GXG STATS: SPECIAL TEAMS

DATE	OPP.	ARMANI WATTS			DAMIEN WILSON			JAMES WINCHESTER		
		TKL	AST	TOT	TKL	AST	TOT	TKL	AST	TOT
09/10	Houston	0	0	0	0	0	0	0	0	0
09/20	at L.A. Chargers	0	0	0	0	0	0	0	0	0
09/28	at Baltimore	0	0	0	0	0	0	0	0	0
10/05	New England	0	0	0	1	0	1	0	0	0
10/11	Las Vegas	0	0	0	0	0	0	0	0	0
10/19	at Buffalo	0	0	0	1	0	1	0	0	0
10/25	at Denver	0	0	0	0	0	0	0	0	0
11/01	N.Y. Jets	0	0	0	0	0	0	0	0	0
11/08	Carolina	0	0	0	0	0	0	0	0	0
11/22	at Las Vegas	0	0	0	0	0	0	1	0	1
11/29	at Tampa Bay	0	0	0	1	0	1	0	0	0
12/06	Denver	1	0	1	0	0	0	0	0	0
12/13	at Miami	1	0	1	INACTIVE			0	0	0
12/20	at New Orleans									
12/27	Atlanta									
01/03	L.A. Chargers									
TOTALS		2	0	2	3	0	3	1	0	1



# INDIVIDUAL GXG STATS: PUNT RETURNS

## 2020 REGULAR SEASON INDIVIDUAL GAME-BY-GAME STATS

PUNT RETURNS:		MECOLE HARDMAN						TYREEK HILL						DEMARCUS ROBINSON					
DATE	OPP.	NO.	YDS	AVG	LG	FC	TD	NO.	YDS	AVG	LG	FC	TD	NO.	YDS	AVG	LG	FC	TD
09/10	Houston	0	0	0.0	--	2	0	0	0	0.0	--	0	0	0	0	0.0	--	0	0
09/20	at L.A. Chargers	1	16	16.0	16	1	0	0	0	0.0	--	0	0	0	0	0.0	--	0	0
09/28	at Baltimore	1	7	7.0	7	1	0	0	0	0.0	--	0	0	0	0	0.0	--	0	0
10/05	New England	0	0	0.0	--	1	0	1	0	0.0	--	0	0	0	0	0.0	--	0	0
10/11	Las Vegas	1	0	0.0	--	0	0	0	0	0.0	--	0	0	0	0	0.0	--	0	0
10/19	at Buffalo	2	2	1.0	2	1	0	0	0	0.0	--	0	0	0	0	0.0	--	0	0
10/25	at Denver	2	21	10.5	11	1	0	0	0	0.0	--	0	0	0	0	0.0	--	0	0
11/01	N.Y. Jets	2	14	7.0	14	2	0	0	0	0.0	--	0	0	0	0	0.0	--	0	0
11/08	Carolina	1	6	6.0	6	0	0	0	0	0.0	--	0	0	0	0	0.0	--	0	0
11/22	at Las Vegas	0	0	0.0	--	0	0	0	0	0.0	--	0	0	1	0	0.0	--	1	0
11/29	at Tampa Bay	4	20	5.0	12	0	0	0	0	0.0	--	0	0	0	0	0.0	--	0	0
12/06	Denver	1	5	5.0	5	1	0	0	0	0.0	--	1	0	0	0	0.0	--	0	0
12/13	at Miami	1	67	67.0	67t	1	1	0	0	0.0	--	0	0	0	0	0.0	--	0	0
12/20	at New Orleans																		
12/27	Atlanta																		
01/03	L.A. Chargers																		
TOTALS		16	158	9.9	67t	11	1	1	0	0.0	0	1	0	1	0	0.0	0	1	0

# INDIVIDUAL GXG STATS: KICKOFF RETURNS

## 2020 REGULAR SEASON INDIVIDUAL GAME-BY-GAME STATS

KICKOFF RETURNS:		MECOLE HARDMAN						BYRON PRINGLE						DEMARCUS ROBINSON					
DATE	OPP.	NO.	YDS	AVG	LG	FC	TD	NO.	YDS	AVG	LG	FC	TD	NO.	YDS	AVG	LG	FC	TD
09/10	Houston	1	20	20.0	20	0	0	0	0	0.0	--	0	0	0	0	0.0	--	0	0
09/20	at L.A. Chargers	1	31	31.0	31	0	0	0	0	0.0	--	0	0	0	0	0.0	--	0	0
09/28	at Baltimore	1	19	19.0	19	0	0	0	0	0.0	--	0	0	0	0	0.0	--	0	0
10/05	New England	0	0	0.0	--	0	0	0	0	0.0	--	0	0	0	0	0.0	--	0	0
10/11	Las Vegas	2	45	22.5	23	0	0	0	0	0.0	--	0	0	0	0	0.0	--	0	0
10/19	at Buffalo	2	33	16.5	22	0	0	0	0	0.0	--	0	0	0	0	0.0	--	0	0
10/25	at Denver	0	0	0.0	--	0	0	1	102	102.0	102t	0	1	1	21	21.0	21	0	0
11/01	N.Y. Jets	0	0	0.0	--	0	0	3	78	26.0	29	0	0	0	0	0.0	--	0	0
11/08	Carolina	0	0	0.0	--	0	0	0	0	0.0	--	0	0	0	0	0.0	--	0	0
11/22	at Las Vegas	0	0	0.0	--	0	0	3	67	22.3	29	0	0	0	0	0.0	--	0	0
11/29	at Tampa Bay	0	0	0.0	--	0	0	RESERVE/INJURED						0	0	0.0	--	0	0
12/06	Denver	0	0	0.0	--	0	0	RESERVE/INJURED						0	0	0.0	--	0	0
12/13	at Miami	1	15	15.0	15	0	0	RESERVE/INJURED						1	0	0.0	--	0	0
12/20	at New Orleans																		
12/27	Atlanta																		
01/03	L.A. Chargers																		
TOTALS		8	163	20.4	31	0	0	7	247	35.3	102t	0	1	2	21	10.5	21	0	0

KICKOFF RETURNS:		ARMANI WATTS					
DATE	OPP.	NO.	YDS	AVG	LG	FC	TD
09/10	Houston	1	28	28.0	28	0	0
09/20	at L.A. Chargers	0	0	0.0	--	0	0
09/28	at Baltimore	0	0	0.0	--	0	0
10/05	New England	0	0	0.0	--	0	0
10/11	Las Vegas	0	0	0.0	--	0	0
10/19	at Buffalo	0	0	0.0	--	0	0
10/25	at Denver	0	0	0.0	--	0	0
11/01	N.Y. Jets	0	0	0.0	--	0	0
11/08	Carolina	0	0	0.0	--	0	0
11/22	at Las Vegas	0	0	0.0	--	0	0
11/29	at Tampa Bay	0	0	0.0	--	0	0
12/06	Denver	0	0	0.0	--	0	0
12/13	at Miami	0	0	0.0	--	0	0
12/20	at New Orleans						
12/27	Atlanta						
01/03	L.A. Chargers						
TOTALS		1	28	28.0	28	0	0

# PLAYER PARTICIPATION

	2020 REGULAR SEASON KANSAS CITY CHIEFS PLAYER PARTICIPATION																				
PLAYERS	HOU 9/10	@ LAC 9/20	@ BAL 9/28	NE 10/5	LV 10/11	@ BUF 10/19	@ DEN 10/25	NYJ 11/1	CAR 11/8	@ LV 11/22	@ TB 11/29	DEN 12/6	@ MIA 12/13	@ NO 12/20	ATL 12/27	LAC 1/3	GP	GS	DNP	IN	
Nick Allegretti	P	P	P	P	P	P	LG	LG	LG	LG	LG	LG	LG	LG	-	-	-	13	7	0	0
DeAndre Baker	^	^	^	^	^	^	^	^	^	PS	PS	PS	PS	PS	-	-	-	0	0	0	0
Le'Veon Bell	^	^	^	^	^	*	P	P	P	P	P	RB	P	-	-	-	7	1	0	1	
Bashaud Breeland	R/SUS	R/SUS	R/SUS	R/SUS	RCB	RCB	RCB	RCB	RCB	RCB	RCB	RCB	RCB	-	-	-	9	9	0	0	
Alex Brown	IR	IR	IR	IR	IR	IR	IR	IR	IR	IR	IR	IR	IR	-	-	-	0	0	0	0	
Harrison Butker	P	P	P	P	P	P	P	P	P	P	P	P	P	-	-	-	13	0	0	0	
Taco Charlton	*	P	P	P	P	P	*	P	P	IR	IR	IR	IR	-	-	-	7	0	0	2	
Frank Clark	RDE	RDE	RDE	RDE	RDE	RDE	RDE	RDE	RDE	LDE	RDE	RDE	RDE	-	-	-	13	13	0	0	
Rodney Clemons	PS	PS	PS	PS	PS	PS	PS	PS	PS	PS	PS	PS	PS	PS	-	-	-	0	0	0	0
Omari Cobb	PS	PS	PS	PS	PS	PS	PS	PS	PS	PS	PS	PS	PS	PS	-	-	-	0	0	0	0
Mike Danna	P	P	P	P	IR	IR	IR	P	P	P	P	P	P	-	-	-	10	0	0	0	
Gehrig Dieter	PS	PS	PS	PS	PS	PS	PS	PS	P	P	PS	PS	PS	PS	-	-	-	2	0	0	0
Yasir Durant	*	*	DNP	*	*	P	P	P	P	P	P	P	P	-	-	-	8	0	1	4	
C. Edwards-Helaire	RB	RB	RB	RB	RB	RB	RB	RB	RB	RB	RB	DNP	RB	-	-	-	12	12	1	0	
Rashad Fenton	P	LCB	RCB	RCB	P	P	P	P	P	P	P	P	P	-	-	-	13	3	0	0	
Maurice Ffrench	PS	PS	PS	PS	PS	PS	PS	PS	PS	PS	PS	PS	PS	PS	-	-	-	0	0	0	0
Eric Fisher	LT	LT	LT	LT	LT	LT	LT	LT	LT	LT	LT	LT	LT	LT	-	-	-	13	13	0	0
Jody Fortson	PS	PS	PS	PS	PS	PS	PS	PS	PS	PS	PS	PS	PS	PS	-	-	-	0	0	0	0
Willie Gay	P	P	P	LB	LB	P	LB	LB	P	P	P	LB	LB	-	-	-	13	6	0	0	
Antonio Hamilton	P	P	P	P	P	P	P	P	P	P	P	P	P	-	-	-	13	0	0	0	
Mecole Hardman	P	WR	P	WR	WR	WR	WR	P	WR	P	P	P	P	-	-	-	13	6	0	0	
Darius Harris	PS	PS	PS	*	*	*	*	*	*	*	*	PS	PS	PS	-	-	-	1	0	0	9
Demone Harris	*	*	*	*	*	*	P	*	*	PS	PS	PS	PS	PS	-	-	-	1	0	0	8
Chad Henne	DNP	DNP	DNP	DNP	DNP	DNP	P	P	DNP	DNP	DNP	DNP	DNP	DNP	-	-	-	2	0	11	0
Lavert Hill	PS	PS	PS	PS	PS	PS	PS	PS	PS	PS	PS	NOT	NOT	NOT	-	-	-	0	0	0	0
Tyreek Hill	WR	WR	WR	WR	WR	WR	WR	WR	WR	WR	WR	WR	WR	WR	-	-	-	13	13	0	0
Anthony Hitchens	LB	LB	LB	LB	LB	LB	LB	LB	LB	LB	LB	LB	LB	LB	-	-	-	13	13	0	0
Braxton Hoyett	PS	P	PS	PS	PS	PS	PS	PS	PS	^	^	^	^	-	-	-	1	0	0	0	
Danny Isidora	PS	PS	PS	PS	PS	PS	DNP	P	PS	PS	PS	PS	PS	PS	-	-	-	1	0	1	0
Chris Jones	LDT	LDT	RDT	*	LDT	LDT	RDT	LDT	LDT	RDT	LDT	RDT	LDT	LDT	-	-	-	12	12	0	1
Nick Keizer	P	P	TE	P	TE	P	P	P	P	P	P	P	P	P	-	-	-	13	2	0	0
Travis Kelce	TE	TE	TE	TE	TE	TE	TE	TE	TE	TE	TE	TE	TE	TE	-	-	-	13	13	0	0
Marcus Kemp	P	P	P	P	PS	P	P	P	P	PS	PS	P	P	P	-	-	-	10	0	0	0
BoPete Keyes	*	P	*	P	P	P	P	P	P	*	*	*	*	*	-	-	-	7	0	0	6
Daniel Kilgore	DNP	DNP	DNP	DNP	P	C	C	C	P	DNP	DNP	DNP	DNP	-	-	-	5	3	8	0	
Tanoh Kpassagnon	LDE	LDE	LDE	LDE	LDE	LDE	LDE	LDE	LDE	RDE	LDE	LDE	LDE	-	-	-	13	13	0	0	
Chris Lammons	PS	PS	PS	PS	PS	PS	PS	PS	PS	PS	PS	P	P	-	-	-	2	0	0	0	
Kalija Lipscomb	PS	PS	PS	NOT	NOT	NOT	NOT	NOT	NOT	NOT	NOT	NOT	NOT	NOT	-	-	-	0	0	0	0
Patrick Mahomes	QB	QB	QB	QB	QB	QB	QB	QB	QB	QB	QB	QB	QB	-	-	-	13	13	0	0	
Tyrann Mathieu	CB	SS	SS	SS	SS	SS	SS	SS	CB	SS	FS	SS	SS	-	-	-	13	13	0	0	
Matt Moore	PS	PS	PS	PS	PS	PS	PS	PS	PS	PS	PS	PS	PS	PS	-	-	-	0	0	0	0
Ben Niemann	P	LB	LB	P	P	P	P	P	P	P	P	P	P	LB	-	-	-	13	3	0	0
Derrick Nnadi	RDT	RDT	LDT	RDT	RDT	RDT	LDT	RDT	RDT	LDT	RDT	LDT	RDT	-	-	-	13	13	0	0	
Dorian O'Daniel	P	P	P	P	P	P	P	P	P	P	P	IR	IR	-	-	-	11	0	0	0	
Alex Okafor	P	*	*	P	P	P	IR	IR	IR	P	P	P	P	-	-	-	8	0	0	2	
Kelechi Osemele	LG	LG	LG	LG	LG	IR	IR	IR	IR	IR	IR	IR	IR	-	-	-	5	5	0	0	
Mike Pennel	R/SUS	R/SUS	P	RDT	P	P	P	P	P	P	P	P	P	-	-	-	11	1	0	0	
Byron Pringle	P	P	P	P	P	P	P	WR	P	WR	IR	IR	IR	-	-	-	10	2	0	0	
Martinas Rankin	R/PUP	R/PUP	R/PUP	R/PUP	R/PUP	R/PUP	R/PUP	R/PUP	R/PUP	R/C19	DNP	*	*	-	-	-	0	0	1	2	
Austin Reiter	C	C	C	C	C	P	P	P	C	C	C	C	C	-	-	-	13	10	0	0	
Mike Remmers	DNP	P	RG	P	P	LG	RT	LT	RT	RT	LT	RT	RT	-	-	-	12	9	1	0	
Demarcus Robinson	P	P	P	P	P	WR	WR	WR	WR	WR	WR	WR	WR	P	-	-	-	13	7	0	0
Khalen Saunders	P	IR	IR	IR	IR	IR	P	*	*	*	*	*	*	-	-	-	2	0	0	6	
Mitchell Schwartz	RT	RT	RT	RT	RT	RT	*	*	*	IR	IR	IR	IR	-	-	-	6	6	0	3	
Ricky Seals-Jones	*	*	*	*	*	P	*	*	*	*	*	*	*	-	-	-	1	0	0	12	
Anthony Sherman	P	P	P	P	P	R/C19	R/C19	R/C19	P	P	P	P	FB	-	-	-	10	1	0	0	
Emmanuel Smith	NOT	NOT	NOT	NOT	NOT	NOT	PS	PS	PS	PS	PS	PS	PS	-	-	-	0	0	0	0	
L'Jarius Sneed	RCB	RCB	LCB	IR	IR	IR	IR	IR	IR	CB	CB	P	P	-	-	-	7	5	0	0	
Daniel Sorensen	FS	P	FS	P	P	CB	FS	FS	SS	FS	SS	FS	FS	-	-	-	13	10	0	0	
Jordan Ta'amu	PS	PS	PS	R/C19	R/C19	R/C19	PS	NOT	NOT	NOT	NOT	NOT	NOT	-	-	-	0	0	0	0	
Darwin Thompson	P	P	P	P	P	P	*	P	P	P	P	P	P	-	-	-	12	0	0	1	
Tedric Thompson	P	P	P	P	P	P	P	P	*	*	NOT	NOT	NOT	-	-	-	8	0	0	2	
Juan Thornhill	SS	FS	FS	FS	FS	FS	P	P	FS	P	P	P	P	-	-	-	13	7	0	0	
Johnny Townsend	^	^	^	^	^	^	^	^	^	PS	PS	PS	PS	-	-	-	0	0	0	0	
Tommy Townsend	P	P	P	P	P	P	P	P	P	P	P	P	P	-	-	-	13	0	0	0	
Charvarius Ward	LCB	*	P	LCB	LCB	LCB	LCB	LCB	LCB	LCB	LCB	LCB	LCB	-	-	-	12	11	0	1	
Tim Ward	PS	PS	PS	PS	PS	PS	PS	PS	PS	*	*	*	*	-	-	-	0	0	0	4	
DeAndre Washington	PS	PS	PS	PS	*	*	P	*	NOT	^	^	^	^	-	-	-	1	0	0	3	
Sammy Watkins	WR	WR	WR	WR	P	*	*	*	*	*	WR	WR	WR	WR	-	-	-	8	7	0	5
Armani Watts	P	P	P	P	P	P	P	P	P	P	P	P	P	-	-	-	13	0	0	0	
Tershawn Wharton	P	P	P	P	P	P	P	P	P	P	P	P	P	-	-	-	13	0	0	0	
Chad Williams	NOT	NOT	NOT	PS	PS	PS	PS	PS	PS	NOT	NOT	NOT	NOT	-	-	-	0	0	0	0	
Darrel Williams	P	P	P	P	P	P	P	P	P	P	P	P	P	-	-	-	13	0	0	0	
Darryl Williams	PS	PS	PS	PS	PS	PS	PS	PS	PS	PS	PS	PS	PS	-	-	-	0	0	0	0	
Damien Wilson	LB	LB	LB	LB	LB	LB	LB	LB	LB	LB	LB	LB	LB	*	-	-	12	12	0	1	
James Winchester	P	P	P	P	P	P	P	P	P	P	P	P	P	-	-	-	13	0	0	0	
Stefen Wisniewski	^	^	^	^	^	^	^	^	^	^	PS	DNP	P	-	-	-	1	0	1	0	
Bryan Witzmann	NOT	NOT	NOT	NOT	NOT	NOT	NOT	PS	P	DNP	PS	PS	PS	-	-	-	1	0	1	0	
Andrew Wylie	RG	RG	*	RG	RG	RG	RG	RG	RG	RG	RG	RG	RG	-	-	-	12	12	0	1	
Deon Yelder	DNP	DNP	P	P	P	P	P	P	P	P	P	P	P	-	-	-	11	0	2	0	

# PLAYER PARTICIPATION

---

**LEGEND:**

Starters indicated by position (Bold), \*=Inactive, P=Played, DNP=Did Not Play, IR=Reserve/Injured, NOT=Not on Roster, PS=Practice Squad, R/SUS=Reserve/League Susp., R/PUP=Reserve/Physically-Unable-To-Perform, R/C19=Reserve/COVID-19, ^=With Other Team



100

[illegible][illegible]

# GAME-BY-GAME CAPTAINS

## 2020 REGULAR SEASON - CAPTAINS

DATE	OPPONENT	OFFENSE	DEFENSE	SPECIAL TEAMS
9/10	Houston	Patrick Mahomes	Tyrann Mathieu	Harrison Butker
9/20	at L.A. Chargers	Mitchell Schwartz	Anthony Hitchens	Dorian O'Daniel
9/28	at Baltimore	Austin Reiter	Derrick Nnadi	Marcus Kemp
10/5	New England	Tyreek Hill	Damien Wilson	Ben Niemann
10/11	Las Vegas	Kelechi Osemele	Rashad Fenton	James Winchester
10/19	at Buffalo	Travis Kelce	Juan Thornhill	Antonio Hamilton
10/25	at Denver	Eric Fisher	Daniel Sorensen	Byron Pringle
11/1	N.Y. Jets	Demarcus Robinson	Chris Jones	Harrison Butker
11/8	Carolina	Mike Remmers	Frank Clark	Armani Watts
11/22	at Las Vegas	Patrick Mahomes	Tyrann Mathieu	Daniel Sorensen
11/29	at Tampa Bay	Andrew Wylie	Tanoh Kpassagnon	Dorian O'Daniel
12/6	Denver	Tyreek Hill	Anthony Hitchens	Anthony Sherman
12/13	at Miami	Sammy Watkins	Bashaud Breeland	Nick Keizer
12/20	at New Orleans	--	--	--
12/27	Atlanta	--	--	--
1/3	L.A. Chargers	--	--	--

# GAME-BY-GAME INACTIVES

2020 REGULAR SEASON INACTIVES			
DATE	OPPONENT	PLAYERS	
09/10	Houston	Taco Charlton Yasir Durant Demone Harris	BoPete Keyes Ricky Seals-Jones
09/20	at L.A. Chargers	Yasir Durant Demone Harris Alex Okafor	Ricky Seals-Jones Charvarius Ward
09/28	at Baltimore	Demone Harris BoPete Keyes Alex Okafor	Ricky Seals-Jones Andrew Wylie
10/05	New England	Yasir Durant Darius Harris Demone Harris	Chris Jones Ricky Seals-Jones
10/11	Las Vegas	Yasir Durant Darius Harris Demone Harris	Ricky Seals-Jones DeAndré Washington
10/19	at Buffalo	Le'Veon Bell Darius Harris Demone Harris	DeAndré Washington Sammy Watkins
10/25	at Denver	Taco Charlton Darius Harris Mitchell Schwartz Ricky Seals-Jones	Darwin Thompson Sammy Watkins
11/01	N.Y. Jets	Darius Harris Demone Harris Khalel Saunders Mitchell Schwartz	Ricky Seals-Jones DeAndré Washington Sammy Watkins
11/08	Carolina	Darius Harris Demone Harris Khalel Saunders Mitchell Schwartz	Ricky Seals-Jones Tedric Thompson Sammy Watkins
11/22	at Las Vegas	Darius Harris BoPete Keyes Khalel Saunders Ricky Seals-Jones	Tedric Thompson Tim Ward Sammy Watkins
11/29	at Tampa Bay	Darius Harris BoPete Keyes Khalel Saunders	Ricky Seals-Jones Tim Ward
12/06	Denver	Darius Harris BoPete Keyes Martinas Rankin Khalel Saunders	Ricky Seals-Jones Tim Ward
12/13	at Miami	BoPete Keyes Martinas Rankin Khalel Saunders Ricky Seals-Jones	Tim Ward Damien Wilson
12/20	at New Orleans	--	--
12/27	Atlanta	--	--
01/03	L.A. Chargers	--	--

# TURNOVER CHART

## 2020 REGULAR SEASON - DEFENSIVE TAKEAWAYS

DATE	OPPONENT	TAKEAWAY	QTR.	SCORE	YD-LINE	RESULT
09/10	Houston	L. Sneed INT (D. Watson)	4	24-7	KC-44	TD
09/20	at L.A. Chargers	L. Sneed INT (J. Herbert)	3	9-17	KC-5	TD
09/28	at Baltimore	B. Niemann FR (C. Jones FF)	2	27-10	KC-49	Missed FG
10/05	New England	J. Thornhill INT (B. Hoyer)	1	6-0	NE-43	Fumble
		B. Niemann FR (T. Charlton FF)	3	6-3	KC-15	TD
		T. Mathieu INT (J. Stidham)	4	13-10	NE-25	TD
		R. Fenton INT (J. Stidham)	4	26-10	KC-2	Punt
10/11	Las Vegas	B. Breeland INT (D. Carr)	1	7-3	KC-43	TD
10/19	at Buffalo	D. Sorensen INT (J. Allen)	4	26-17	BUF-42	EOG
10/25	at Denver	T. Wharton FR (T. Wharton FF)	1	10-6	DEN-45	Punt
		D. Sorensen INT (D. Lock)	2	24-9	50	TD
		F. Clark FR (M. Gordon III fumble)	3	24-9	DEN-28	FG
		T. Mathieu INT (D. Lock)	4	30-9	KC-25	TD
11/01	N.Y. Jets	B. Breeland FR (D. Sorensen FF)	3	28-9	NYJ-42	Punt
11/08	Carolina	None				
11/22	at Las Vegas	D. Sorensen INT (D. Carr)	4	35-31	KC-43	EOG
11/29	at Tampa Bay	B. Breeland INT (T. Brady)	3	27-10	KC-11	Punt
		T. Mathieu INT (T. Brady)	3	27-10	KC-13	Punt
12/06	Denver	T. Mathieu INT (D. Lock)	1	0-0	KC-10	Punt
		T. Mathieu INT (D. Lock)	4	22-16	DEN-49	EOG
12/13	at Miami	T. Mathieu INT (T. Tagovailoa)	2	7-10	KC-21	TD
12/20	at New Orleans	--	--	--	--	--
12/27	Atlanta	--	--	--	--	--
01/03	L.A. Chargers	--	--	--	--	--

## 2020 REGULAR SEASON - OFFENSIVE GIVEAWAYS

DATE	OPPONENT	GIVEAWAY	QTR.	SCORE	YD-LINE	RESULT
9/10	Houston	None				
9/20	at L.A. Chargers	None				
9/28	at Baltimore	D. Thompson fumble (C. Clark FF; J. Ferguson FR)	3	27-10	BLT-21	FG
10/5	New England	S. Watkins fumble (S. Gilmore FF; J. Jackson FR)	2	6-0	NE-15	FG
10/11	Las Vegas	P. Mahomes INT (J. Heath)	4	24-33	KC-49	TD
10/19	at Buffalo	T. Kelce fumble (A. Klein FF; J. Norman FR)	2	13-10	KC-49	Missed FG
10/25	at Denver	N. Keizer fumble (A. Johnson FF; B. Callahan FR)	1	7-0	KC-37	TD
11/1	N.Y. Jets	None				
11/8	Carolina	D. Robinson fumble (C. Elder FF; M. Hartsfield FR)	3	13-17	CAR-14	Missed FG
11/22	at Las Vegas	P. Mahomes INT (T. Mullen)	2	14-17	LV-3	End of Half
11/29	at Tampa Bay	P. Mahomes fumble (S. Barrett FF; W. Gholston FR)	2	17-0	TB-13	TD
12/6	Denver	None				
12/13	at Miami	P. Mahomes INT (B. Jones)	1	0-0	MIA-43	Missed FG
		P. Mahomes INT (E. Rowe)	1	0-7	MIA-31	FG
		M. Hardman fumble (B. Jones FF; K. Grugier-Hill FR)	3	28-10	MIA-7	Safety
		P. Mahomes INT (X. Howard: touchback)	4	30-10	MIA-(-4)	TD
12/20	at New Orleans	--	--	--	--	--
12/27	Atlanta	--	--	--	--	--
01/03	L.A. Chargers	--	--	--	--	--

## 2020 REGULAR SEASON - TURNOVERS

<b>Offense:</b>	12 Giveaways 36 Points (4 TD, 3 FG)	<b>Ratio</b>
<b>Defense:</b>	20 Takeaways 60 Points (8 TD, 1 FG)	+8 (20 takes, 12 gives)
<b>Special Teams:</b>	0 Giveaways 0 Points (0 TD, 0 FG)	<b>Points Off Turnovers Ratio</b>
	0 Takeaways 0 Points (0 TD, 0 FG)	+24 (60 scored, 36 allowed)



# INSIDE THE 20

DATE	OPPONENT	OFFENSE	DEFENSE
09/10	Houston	TD - Pass TD - Pass FG - 29 yards TD - Pass FG - 19 yards	TD - Run TD - Pass TD - Run
09/20	at L.A. Chargers	TD - Pass FG - 30 yards	TD - Run TD - Pass FG - 23 yards
09/28	at Baltimore	TD - Run TD - Pass TD - Pass	FG - 26 yards FG - 42 yards TD - Pass Downs
10/05	New England	FG - 23 yards TD - Pass TD - Pass	End of Half Fumble TD - Pass
10/11	Las Vegas	TD - Run TD - Run TD - Pass FG - 32 yards TD - Pass	TD - Pass TD - Run TD - Run
10/19	at Buffalo	TD - Pass TD - Pass TD - Run FG - 37 yards FG - 30 yards	TD - Pass TD - Pass
10/25	at Denver	TD - Run FG - 40 yards FG - 31 yards FG - 26 yards TD - Pass TD - Run	TD - Run TD - Run
11/01	N.Y. Jets	TD - Pass Downs	NONE
11/08	Carolina	TD - Pass Missed FG TD - Pass TD - Run*	TD - Pass TD - Pass TD - Run TD - Run
11/22	at Las Vegas	TD - Pass TD - Run Interception TD - Run TD - Run	TD - Run TD - Pass FG - 35 yards TD - Pass TD - Pass
11/29	at Tampa Bay	FG - 19 yards Fumble FG - 29 yards	FG - 26 yards TD - Pass
12/06	Denver	FG - 35 yards FG - 24 yards FG - 23 yards FG - 31 yards	TD - Pass TD - Pass
12/13	at Miami	TD - Pass FG - 46 yards	TD - Pass FG - 31 yards TD - Run
12/20	at New Orleans	--	--
12/27	Atlanta	--	--
01/03	L.A. Chargers	--	--

## OFFENSE DEFENSE

Inside the 20	49	36
Scores	45	33
Touchdowns	28	27
Field Goals	17	6
Total Points in 20	243	203
Fumbles	1	1
Interceptions	1	0
Missed Field Goals	1	0
Lost on Downs	1	1
End of Half/Game	0	1
TDs Outside	17	6
Red Zone Percentage	0	100

# GOAL TO GO SITUATIONS

DATE	OPPONENT	OFFENSE	DEFENSE
09/10	Houston	TD - Pass TD - Pass TD - Pass Field Goal - 19 yards	TD - Run
09/20	at L.A. Chargers	NONE	TD - Run TD - Pass Field Goal - 23 yards
09/28	at Baltimore	TD - Run TD - Pass TD - Pass	TD - Pass
10/05	New England	Field Goal - 23 yards TD - Pass TD - Pass	TD - Pass
10/11	Las Vegas	TD - Run TD - Pass Field Goal - 32 yards TD - Pass	TD - Pass TD - Run
10/19	at Buffalo	NONE	TD - Pass TD - Pass
10/25	at Denver	TD - Pass TD - Run	TD - Run TD - Run
11/01	N.Y. Jets	TD - Pass	NONE
11/08	Carolina	TD - Pass TD - Pass	TD - Run TD - Run
11/22	at Las Vegas	TD - Pass TD - Run TD - Run	TD - Run Field Goal - 35 yards TD - Pass TD - Pass
11/29	at Tampa Bay	Field Goal - 19 yards Fumble	Field Goal - 26 yards TD - Pass
12/06	Denver	Field Goal - 24 yards Field Goal - 23 yards Field Goal - 31 yards	TD - Pass TD - Pass
12/13	at Miami	TD - Pass	TD - Pass TD - Run
12/20	at New Orleans	--	--
12/27	Atlanta	--	--
01/03	L.A. Chargers	--	--

## OFFENSE DEFENSE

<b>Goal-To-Go Situations</b>	28	24
<b>Scores</b>	27	24
<b>Touchdowns</b>	20	21
<b>Field Goals</b>	7	3
<b>Total Points</b>	159	154
<b>Fumbles</b>	1	0
<b>Interceptions</b>	0	0
<b>Missed Field Goals</b>	0	0
<b>Lost on Downs</b>	0	0
<b>End of Half/Game</b>	0	0
<b>Goal to Go Percentage</b>	0	100

# BIG RUN PLAYS (10+ YARDS)

## 2020 REGULAR SEASON - BIG RUN PLAYS (10+ YARDS)

DATE	OPPONENT	QTR	CHIEF'S PLAYER	YDS.	DOWN	RESULT	QTR	OPP. PLAYER	YDS.	DOWN	RESULT
09/10	Houston	1	Clyde Edwards-Helaire	18	1-10-HOU 39	Touchdown	1	<b>David Johnson</b>	<b>19T</b>	2-1-KC 19	Touchdown
		3	Clyde Edwards-Helaire	11	2-3-KC 32	Touchdown	4	David Johnson	17	2-10-HOU 47	Touchdown
		3	<b>Clyde Edwards-Helaire</b>	<b>27T</b>	2-3-HOU 27	Touchdown	4	Deshaun Watson	13	1-10-HOU 35	Touchdown
		4	Clyde Edwards-Helaire	14	2-6-HOU 16	Field Goal					
09/20	at L.A. Chargers	1	Clyde Edwards-Helaire	17	1-10-KC 25	Punt	2	Austin Ekeler	13	1-10-LAC 29	Touchdown
		2	Darwin Thompson	14	1-10-KC 39	Touchdown	4	Justin Herbert	11	2-9-KC 15	Field Goal
		2	Patrick Mahomes	15	3-7-LAC 44	Touchdown					
		2	Patrick Mahomes	10	3-5-LAC 24	Touchdown					
09/28	at Baltimore	4	Patrick Mahomes	21	3-20-LAC 45	Field Goal					
		1	Tyreek Hill	22	1-10-KC 25	Touchdown	1	Lamar Jackson	30	3-2-BAL 33	Field Goal
		2	Clyde Edwards-Helaire	16	2-6-KC 39	Touchdown	1	Mark Ingram II	11	1-10-KC 26	Field Goal
		3	Darwin Thompson	10	2-3-BAL 31	Fumble	3	Lamar Jackson	18	2-10-BAL 32	Field Goal
10/05	New England	4	Patrick Mahomes	12	3-10-BAL 39	Touchdown	3	Lamar Jackson	11	1-10-KC 38	Field Goal
							3	Gus Edwards	24	2-5-KC 32	Touchdown
		1	Clyde Edwards-Helaire	13	1-10-NE 39	Field Goal	2	Damien Harris	10	2-6-NE 48	Field Goal
		3	Clyde Edwards-Helaire	11	1-10-NE 21	Touchdown	2	Rex Burkhead	18	2-10-KC 42	Field Goal
10/11	Las Vegas	4	Patrick Mahomes	18	3-9-NE 39	Touchdown	3	Damien Harris	41	2-1-NE 34	Touchdown
							4	James White	10	1-10- 50	Downs
		2	<b>Tyreek Hill</b>	<b>10T</b>	2-5-LV 10	Touchdown	2	Devontae Booker	43	1-10-LV 25	Touchdown
10/19	at Buffalo	1	Clyde Edwards-Helaire	31	1-10-KC 25	Touchdown	1	Devin Singletary	10	2-6-BUF 46	Field Goal
		2	Clyde Edwards-Helaire	12	2-5-BUF 41	Touchdown	2	Josh Allen	13	2-10-KC 41	Touchdown
		2	Clyde Edwards-Helaire	14	1-10-BUF 29	Touchdown					
		2	Clyde Edwards-Helaire	11	1-10-KC 10	Fumble					
10/25	at Denver	3	Clyde Edwards-Helaire	17	2-7-KC 21	Touchdown					
		3	Darwin Thompson	11	1-10-BUF 45	Touchdown					
		3	<b>Darrel Williams</b>	<b>13T</b>	4-1-BUF 13	Touchdown					
10/25	at Denver	1	Mecole Hardman	13	1-10-KC 32	Touchdown	1	Phillip Lindsay	14	1-10-DEN 25	Fumble
		1	<b>Clyde Edwards-Helaire</b>	<b>11T</b>	1-10-DEN 11	Touchdown	2	Phillip Lindsay	20	2-10-DEN 16	Interception
		1	Le'Veon Bell	16	1-10-KC 25	Field Goal	2	Phillip Lindsay	19	1-10-DEN 25	Field Goal
		2	Clyde Edwards-Helaire	27	1-10-KC 24	Punt	2	Melvin Gordon III	10	2-5-DEN 20	End Half
11/01	N.Y. Jets	3	Le'Veon Bell	16	1-10-KC 42	Field Goal	3	KJ Hamler	10	1-10-DEN 33	Fumble
							3	Melvin Gordon III	11	2-6-DEN 29	Interception
11/08	Carolina	4	Darrel Williams	11	2-10-NYJ 45	Downs		NONE			
			NONE				2	Christian McCaffrey	13	1-10-CAR 25	Punt
							3	Christian McCaffrey	10	1-10-CAR 38	Missed FG
							4	Teddy Bridgewater	15	4-14-KC 46	Touchdown
11/22	at Las Vegas	2	Clyde Edwards-Helaire	10	2-10-KC 27	Touchdown	1	Josh Jacobs	13	1-10-KC 15	Touchdown
		2	Le'Veon Bell	11	2-25-KC 10	Punt	3	Josh Jacobs	11	1-10-KC 39	Touchdown
		2	Patrick Mahomes	11	3-10-LV 46	Interception	4	Henry Ruggs III	12	1-10- 50	Touchdown
		3	<b>Clyde Edwards-Helaire</b>	<b>14T</b>	2-10-LV 14	Touchdown					
11/29	at Tampa Bay	2	Le'Veon Bell	10	2-1-TB 45	Field Goal	3	Ronald Jones II	11	1-10-TB 25	Field Goal
		3	Clyde Edwards-Helaire	10	2-11-KC 47	Touchdown	3	Ronald Jones II	34	2-1-TB 41	Interception
		3	Patrick Mahomes	17	3-1-TB 43	Touchdown					
12/06	Denver	2	Tyreek Hill	30	1-10-KC 46	Field Goal	2	Melvin Gordon III	65	3-3-DEN 17	Touchdown
		2	Patrick Mahomes	20	1-10-DEN 24	Field Goal	2	Melvin Gordon III	13	2-10-DEN 46	Missed FG
		3	Le'Veon Bell	16	1-10-KC 25	Field Goal					
		4	Darrel Williams	10	2-5-KC 42	Punt					
12/13	at Miami	4	Darrel Williams	12	2-5-KC 43	Field Goal					
		1	Le'Veon Bell	13	1-10-MIA 35	Interception		NONE			
		2	<b>Tyreek Hill</b>	<b>32T</b>	1-10-MIA 32	Touchdown					
		4	Clyde Edwards-Helaire	12	1-10-MIA 36	Interception					
12/20	at New Orleans	--	--	--	--	--	--	--	--	--	--
12/27	Atlanta	--	--	--	--	--	--	--	--	--	--
01/03	L.A. Chargers	--	--	--	--	--	--	--	--	--	--
<b>TOTALS</b>			<b>45 - 690 (15.3), 6 TDS</b>					<b>33 - 593 (18.0), 1 TDS</b>			

# BIG PASS PLAYS (20+ YARDS)

## 2020 REGULAR SEASON - BIG PASS PLAYS (20+ YARDS)

DATE	OPPONENT	QTR	CHIEFS PLAYER	YDS.	DOWN	RESULT	QTR	OPP. PLAYER	YDS.	DOWN	RESULT
09/10	Houston		NONE				2	Deshaun Watson -> Jordan Akins	20	2-10-HOU 47	Missed FG
							4	Deshaun Watson -> Will Fuller V	20	1-10-HOU 16	Interception
							4	Deshaun Watson -> Will Fuller V	31	1-10-HOU 48	Touchdown
09/20	at L.A. Chargers	3	Patrick Mahomes -> Travis Kelce	20	2-9-KC 26	Punt	1	Justin Herbert -> Joshua Kelley	35	2-10-LAC 39	Touchdown
		4	Patrick Mahomes -> Mecole Hardman	22	1-10-KC 22	Touchdown	2	Justin Herbert -> Austin Ekeler	22	1-10-KC 48	Touchdown
		4	<b>Patrick Mahomes -&gt; Tyreek Hill</b>	<b>54T</b>	2-8-KC 46	Touchdown	2	Justin Herbert -> Keenan Allen	28	3-2-KC 47	End Half
							3	Justin Herbert -> Keenan Allen	25	3-10-LAC 49	Field Goal
							3	Justin Herbert -> Hunter Henry	22	2-9-LAC 31	Interception
09/28	at Baltimore	1	Patrick Mahomes -> Tyreek Hill	33	1-10-BAL 36	Touchdown		NONE			
		2	Patrick Mahomes -> Travis Kelce	29	1-10-KC 27	Touchdown					
		2	<b>Patrick Mahomes -&gt; Tyreek Hill</b>	<b>20T</b>	2-9-BAL 20	Touchdown					
		2	<b>Patrick Mahomes -&gt; Mecole Hardman</b>	<b>49T</b>	3-14-BAL 49	Touchdown					
		3	Patrick Mahomes -> Clyde Edwards-Helaire	24	1-10-KC 20	Fumble					
10/05	New England	1	Patrick Mahomes -> Tyreek Hill	22	3-5-KC 44	Field Goal	3	Brian Hoyer -> Damiere Byrd	25	2-10-KC 37	Fumble
		1	Patrick Mahomes -> Sammy Watkins	21	1-10-KC 16	Field Goal	4	Jarrett Stidham -> Damiere Byrd	30	1-10-NE 20	Downs
		1	Patrick Mahomes -> Travis Kelce	24	1-10-KC 37	Field Goal					
		3	Patrick Mahomes -> Travis Kelce	45	2-10-KC 34	Touchdown					
10/11	Las Vegas	1	Patrick Mahomes -> Tyreek Hill	26	2-4-KC 36	Touchdown	1	Derek Carr -> Henry Ruggs III	46	3-10-LV 30	Field Goal
		1	Patrick Mahomes -> Travis Kelce	32	3-7-LV 35	Touchdown	2	<b>Derek Carr -&gt; Nelson Agholor</b>	<b>59T</b>	2-5-LV 41	Touchdown
		2	Patrick Mahomes -> Tyreek Hill	37	2-5-LV 46	Touchdown	2	Derek Carr -> Alec Ingold	23	2-9-KC 31	Touchdown
		2	Patrick Mahomes -> Travis Kelce	23	3-15-KC 23	Field Goal	2	<b>Derek Carr -&gt; Henry Ruggs III</b>	<b>72T</b>	3-2-LV 28	Touchdown
		2	Patrick Mahomes -> Byron Pringle	23	3-4-LV 29	Field Goal	3	Derek Carr -> Darren Waller	23	3-4-KC 48	Touchdown
		4	Patrick Mahomes -> Clyde Edwards-Helaire	20	2-11-KC 24	Touchdown	4	Derek Carr -> Hunter Renfrow	42	3-18-LV 22	Field Goal
		4	Patrick Mahomes -> Mecole Hardman	37	4-5-KC 49	Touchdown					
10/19	at Buffalo	1	Patrick Mahomes -> Demarcus Robinson	22	1-10-BUF 33	Touchdown	4	Josh Allen -> Cole Beasley	22	1-10-KC 30	Touchdown
		4	Patrick Mahomes -> Demarcus Robinson	21	2-5-KC 11	Field Goal					
		4	Patrick Mahomes -> Travis Kelce	20	2-8-KC 15	Field Goal					
		4	Patrick Mahomes -> Byron Pringle	37	3-12-KC 33	Field Goal					
10/25	at Denver	1	Patrick Mahomes -> Mecole Hardman	38	2-9-KC 42	Field Goal	1	Drew Lock -> Tim Patrick	27	1-10-KC 37	Touchdown
		4	Patrick Mahomes -> Nick Keizer	22	2-3-DEN 32	Touchdown	2	Drew Lock -> KJ Hamler	21	3-28-DEN 42	End Half
							4	Drew Lock -> Noah Fant	24	1-10-KC 43	Touchdown
11/01	N.Y. Jets	1	<b>Patrick Mahomes -&gt; Mecole Hardman</b>	<b>30T</b>	1-10-NY 30	Touchdown	1	Sam Darnold -> Denzel Mims	27	2-10-NY 25	Field Goal
		1	<b>Patrick Mahomes -&gt; Tyreek Hill</b>	<b>36T</b>	1-10-NY 36	Touchdown					
		2	Patrick Mahomes -> Travis Kelce	23	1-10-NY 46	Touchdown					
		3	Patrick Mahomes -> Travis Kelce	25	1-10-NY 48	Downs					
		3	<b>Patrick Mahomes -&gt; Demarcus Robinson</b>	<b>26T</b>	1-10-NY 26	Touchdown					
		4	<b>Patrick Mahomes -&gt; Tyreek Hill</b>	<b>41T</b>	3-5-NY 41	Touchdown					
11/08	Carolina	2	Patrick Mahomes -> Mecole Hardman	32	2-4-KC 31	Field Goal	2	Joseph Charlton -> Brandon Zylstra	28	4-7-CAR 45	Touchdown
		2	Patrick Mahomes -> Travis Kelce	23	1-10-KC 35	Touchdown	4	Teddy Bridgewater -> Curtis Samuel	28	1-10-CAR 30	Touchdown
		2	Patrick Mahomes -> Demarcus Robinson	28	3-10-CAR 46	Fumble	4	Teddy Bridgewater -> Christian McCaffrey	24	1-10-KC 31	Touchdown
		3	Patrick Mahomes -> Travis Kelce	29	2-6-CAR 48	Missed FG	4	Teddy Bridgewater -> Robby Anderson	22	2-10-KC 48	Touchdown
		3	Patrick Mahomes -> Travis Kelce	44	3-7-KC 44	Touchdown	4	Teddy Bridgewater -> Curtis Samuel	23	3-5-CAR 28	Missed FG
		4	Patrick Mahomes -> Tyreek Hill	26	3-5-KC 46	Touchdown					
		4	<b>Patrick Mahomes -&gt; Tyreek Hill</b>	<b>28T</b>	1-10-KC 28	Touchdown					
11/22	at Las Vegas	2	Patrick Mahomes -> Travis Kelce	21	2-1-LV 37	Touchdown	1	Derek Carr -> Darren Waller	26	3-5-LV 30	Touchdown
		4	<b>Patrick Mahomes -&gt; Travis Kelce</b>	<b>22T</b>	2-7-LV 22	Touchdown	1	Derek Carr -> Nelson Agholor	29	1-10-KC 44	Touchdown
							3	Derek Carr -> Hunter Renfrow	21	3-6-KC 24	Touchdown
							4	Derek Carr -> Nelson Agholor	20	3-5-LV 30	Touchdown
11/29	at Tampa Bay	1	Patrick Mahomes -> Tyreek Hill	34	1-10-KC 25	Field Goal	2	Tom Brady -> Rob Gronkowski	29	1-10-TB 34	Touchdown
		1	Patrick Mahomes -> Tyreek Hill	23	2-9-TB 30	Field Goal	2	<b>Tom Brady -&gt; Ronald Jones II</b>	<b>37T</b>	1-10-KC 37	Touchdown
		1	<b>Patrick Mahomes -&gt; Tyreek Hill</b>	<b>75T</b>	1-10-KC 25	Touchdown	3	Tom Brady -> Rob Gronkowski	48	1-10-TB 47	Field Goal
		1	<b>Patrick Mahomes -&gt; Tyreek Hill</b>	<b>44T</b>	3-8-TB 44	Touchdown	3	Tom Brady -> Chris Godwin	44	3-15-TB 20	Interception
		2	Patrick Mahomes -> Travis Kelce	20	1-10-KC 22	Fumble	4	<b>Tom Brady -&gt; Mike Evans</b>	<b>31T</b>	4-3-KC 31	Touchdown
		3	Patrick Mahomes -> Tyreek Hill	21	2-8-KC 27	Touchdown					
		3	<b>Patrick Mahomes -&gt; Tyreek Hill</b>	<b>20T</b>	2-4-TB 20	Touchdown					
12/06	Denver	1	Patrick Mahomes -> Demarcus Robinson	20	1-10-DEN 43	Field Goal	1	Drew Lock -> Noah Fant	37	3-7-DEN 28	Interception
		2	Patrick Mahomes -> Travis Kelce	28	1-10-DEN 38	Field Goal	3	Drew Lock -> Tim Patrick	21	2-5-DEN 44	Touchdown
		3	Patrick Mahomes -> Travis Kelce	20	2-7-KC 44	Field Goal					
		3	Patrick Mahomes -> Tyreek Hill	30	1-10-KC 25	Touchdown					
		3	<b>Patrick Mahomes -&gt; Travis Kelce</b>	<b>20T</b>	2-10-DEN 20	Touchdown					
12/13	at Miami	1	Patrick Mahomes -> Sammy Watkins	37	1-10-KC 25	Interception	4	Tua Tagovailoa -> Mack Hollins	23	2-5-MIA 38	Touchdown
		2	Patrick Mahomes -> Travis Kelce	21	1-10-KC 25	Touchdown	4	<b>Tua Tagovailoa -&gt; Mike Gesicki</b>	<b>29T</b>	1-10-KC 29	Touchdown
		3	Patrick Mahomes -> Clyde Edwards-Helaire	26	1-10-KC 25	Touchdown	4	Tua Tagovailoa -> Lynn Bowden	22	1-10-KC 48	Field Goal
		3	<b>Patrick Mahomes -&gt; Tyreek Hill</b>	<b>44T</b>	2-5-MIA 44	Touchdown					
		3	Patrick Mahomes -> Travis Kelce	28	3-3-KC 27	Fumble					
		3	Patrick Mahomes -> Mecole Hardman	26	2-7-MIA 42	Fumble					
		3	Patrick Mahomes -> Travis Kelce	32	3-1-KC 17	Interception					
		4	Patrick Mahomes -> Tyreek Hill	22	4-1-MIA 40	Field Goal					
12/20	at New Orleans	--	--	--	--	--	--	--	--	--	--
12/27	Atlanta	--	--	--	--	--	--	--	--	--	--
01/03	L.A. Chargers	--	--	--	--	--	--	--	--	--	--

TOTALS 60 - 1,746 (29.1), 14 TDS

40 - 1,186 (29.7), 5 TDS



# ADVANCES CHART

## 2020 REGULAR SEASON CHIEFS ADVANCES

DATE	OPPONENT	RUSHES	COMPLETIONS	ADVANCES	OUTCOME
09/10	Houston	34	24	58	W 34-20
09/20	at L.A. Chargers	22	27	49	W 23-20 OT
09/28	at Baltimore	31	31	62	W 34-20
10/05	New England	25	19	44	W 26-10
10/11	Las Vegas	20	22	42	L 40-32
10/19	at Buffalo	46	21	67	W 26-17
10/25	at Denver	22	17	39	W 43-16
11/01	N.Y. Jets	20	35	55	W 35-9
11/08	Carolina	11	30	41	W 33-31
11/22	at Las Vegas	27	35	62	W 35-31
11/29	at Tampa Bay	20	37	57	W 27-24
12/06	Denver	22	25	47	W 22-16
12/13	at Miami	24	24	48	W 33-27
12/20	at New Orleans	--	--	--	--
12/27	Atlanta	--	--	--	--
01/03	L.A. Chargers	--	--	--	--
<b>TOTALS</b>		<b>324</b>	<b>347</b>	<b>671</b>	

## 2020 REGULAR SEASON OPPONENT ADVANCES

DATE	OPPONENT	RUSHES	COMPLETIONS	ADVANCES	OUTCOME
09/10	Houston	22	20	42	W 34-20
09/20	at L.A. Chargers	44	22	66	W 23-20 OT
09/28	at Baltimore	21	15	36	W 34-20
10/05	New England	35	20	55	W 26-10
10/11	Las Vegas	35	22	57	L 40-32
10/19	at Buffalo	23	14	37	W 26-17
10/25	at Denver	33	24	57	W 43-16
11/01	N.Y. Jets	25	18	43	W 35-9
11/08	Carolina	24	37	61	W 33-31
11/22	at Las Vegas	26	23	49	W 35-31
11/29	at Tampa Bay	13	27	40	W 27-24
12/06	Denver	33	15	48	W 22-16
12/13	at Miami	24	28	52	W 33-27
12/20	at New Orleans	--	--	--	--
12/27	Atlanta	--	--	--	--
01/03	L.A. Chargers	--	--	--	--
<b>TOTALS</b>		<b>358</b>	<b>285</b>	<b>643</b>	

### CHIEFS RECORD WHEN:

Having 45 or more advances	9 - 0
Having 50 or more advances	6 - 0
Having less than 45 advances	3 - 1
Having less than 50 advances	6 - 1
Allowing 45 or more advances	7 - 1
Allowing 50 or more advances	5 - 1
Allowing less than 45 advances	5 - 0
Allowing less than 50 advances	7 - 0

NOTE: Advances equal to all rushing attempts plus completions.

# SCORING DRIVES

## CHIEFS 2020 REGULAR SEASON SCORING DRIVES

DATE	OPPONENT	DRIVE ACQUIRED	START	PLAYS	YARDS	Q	TIME	FIRST DOWNS	SCORING PLAY	KC	OPP
09/10	Houston	Kickoff	KC 25	11	75	Q1	5:41	6	Q2: T. Kelce: 6-yard pass from P. Mahomes	7	7
		Punt	KC 9	16	91	Q2	9:04	7	S. Watkins: 2-yard pass from P. Mahomes	14	7
		Missed FG	KC 41	4	48	Q2	10:25	4	H. Butker: 29-yard FG	17	7
		Kickoff	KC 25	7	75	Q3	4:07	4	C. Edwards-Helaire: 27-yard run	24	7
		Interception	HOU 17	6	17	Q4	2:50	2	T. Hill: 3-yard pass from P. Mahomes	31	7
		Kickoff	HOU 20	6	19	Q4	2:08	1	H. Butker: 19-yard FG	34	20
09/20	at L.A. Chargers	Punt	KC 27	10	73	Q2	4:36	5	T. Kelce: 10-yard pass from P. Mahomes	6	7
		Kickoff	KC 25	9	35	Q3	4:56	3	H. Butker: 58-yard FG	9	17
		Interception	KC 5	6	95	Q3	2:31	3	Q4: T. Hill: 54-yard pass from P. Mahomes	17	17
		Kickoff	KC 25	12	63	Q4	2:27	5	H. Butker: 30-yard FG	20	20
		Punt	KC 21	13	39	OT	5:52	3	H. Butker: 58-yard FG	23	20
09/28	at Baltimore	Kickoff	KC 25	6	75	Q1	2:37	5	P. Mahomes: 3-yard run	6	3
		Punt	KC 32	13	68	Q1	6:20	5	Q2: A. Sherman: 5-yard pass from P. Mahomes	13	3
		Punt	KC 27	6	73	Q2	3:26	3	T. Hill: 20-yard pass from P. Mahomes	20	10
		Punt	KC 16	7	84	Q2	2:51	3	M. Hardman: 49-yard pass from P. Mahomes	27	10
		Kickoff	KC 25	13	75	Q4	6:41	6	E. Fisher: 2-yard pass from P. Mahomes	34	20
10/05	New England	Kickoff	KC 25	11	70	Q1	4:52	4	H. Butker: 23-yard FG	3	0
		Punt	KC 4	8	75	Q1	4:25	4	H. Butker: 39-yard FG	6	0
		Fumble	KC 15	7	85	Q3	3:10	4	T. Hill: 6-yard pass from P. Mahomes	13	3
		Kickoff	KC 25	9	75	Q4	4:48	5	M. Hardman: 6-yard pass from P. Mahomes	19	10
10/11	Las Vegas	Kickoff	KC 12	9	88	Q1	4:39	4	P. Mahomes: 3-yard run	7	3
		Interception	LV 28	4	28	Q1	1:05	2	Q2: T. Hill: 10-yard run	14	3
		Kickoff	KC 25	7	75	Q2	2:44	3	S. Watkins: 8-yard pass from P. Mahomes	21	10
		Kickoff	KC 28	12	58	Q2	2:11	4	H. Butker: 32-yard FG	24	24
		Kickoff	KC 25	8	75	Q4	1:29	4	T. Kelce: 7-yard pass from P. Mahomes	32	40
10/19	at Buffalo	Kickoff	KC 25	5	75	Q1	2:37	4	T. Kelce: 11-yard pass from P. Mahomes	7	3
		Kickoff	KC 25	12	75	Q2	6:26	5	T. Kelce: 12-yard pass from P. Mahomes	13	10
		Punt	KC 18	13	82	Q3	7:47	5	D. Williams: 13-yard run	20	10
		Punt	KC 6	10	75	Q4	5:20	4	H. Butker: 37-yard FG	23	10
		Kickoff	KC 13	12	75	Q4	4:38	3	H. Butker: 30-yard FG	26	17
10/25	at Denver	Punt	KC 32	8	68	Q1	4:02	5	C. Edwards-Helaire: 11-yard run	7	0
		Kickoff	KC 25	7	53	Q1	4:00	2	H. Butker: 40-yard FG	10	6
		Kickoff	0	0	0	Q2	0:14	0	B. Pringle: 102-yard run	24	9
		Fumble	DEN 14	4	1	Q3	1:03	0	H. Butker: 31-yard FG	27	9
		Downs	KC 42	8	50	Q3	3:49	3	H. Butker: 26-yard FG	30	9
		Interception	KC 43	6	57	Q4	3:33	3	T. Hill: 10-yard pass from P. Mahomes	37	9
		Kickoff	DEN 21	7	21	Q4	3:56	3	C. Henne: 1-yard run	43	16
11/01	N.Y. Jets	Kickoff	KC 10	7	90	Q1	3:52	4	M. Hardman: 30-yard pass from P. Mahomes	7	0
		Kickoff	KC 27	7	73	Q1	3:22	3	T. Hill: 36-yard pass from P. Mahomes	14	3
		Kickoff	KC 24	7	76	Q2	1:57	5	T. Kelce: 3-yard pass from P. Mahomes	21	9
		Punt	KC 17	6	83	Q3	3:21	4	D. Robinson: 26-yard pass from P. Mahomes	28	9
		Punt	KC 35	6	65	Q4	2:10	2	T. Hill: 41-yard pass from P. Mahomes	35	9
11/08	Carolina	Kickoff	KC 25	12	54	Q1	4:29	4	H. Butker: 39-yard FG	3	7
		Kickoff	KC 25	6	38	Q2	1:38	1	H. Butker: 55-yard FG	6	14
		Punt	KC 35	7	65	Q2	3:44	5	D. Robinson: 1-yard pass from P. Mahomes	13	14
		Missed FG	KC 41	5	59	Q3	2:17	2	C. Edwards-Helaire: 4-yard pass from P. Mahomes	20	17
		Punt	KC 31	6	69	Q3	1:56	3	Q4: T. Hill: 28-yard pass from P. Mahomes	26	17
11/22	at Las Vegas	Kickoff	KC 15	14	85	Q1	7:24	6	T. Hill: 3-yard pass from P. Mahomes	7	7
		Kickoff	KC 27	7	73	Q2	3:44	5	C. Edwards-Helaire: 3-yard run	14	14
		Kickoff	KC 7	16	93	Q3	8:37	8	C. Edwards-Helaire: 14-yard run	21	17
		Punt	KC 9	12	91	Q4	5:39	6	L. Bell: 6-yard run	28	24
		Kickoff	KC 25	7	75	Q4	1:15	4	T. Kelce: 22-yard pass from P. Mahomes	35	31
11/29	at Tampa Bay	Kickoff	KC 25	8	74	Q1	2:46	3	H. Butker: 19-yard FG	3	0
		Punt	KC 25	1	75	Q1	0:10	1	T. Hill: 75-yard pass from P. Mahomes	10	0
		Punt	KC 10	7	90	Q1	3:50	3	T. Hill: 44-yard pass from P. Mahomes	17	0
		Kickoff	KC 25	13	64	Q2	4:15	5	H. Butker: 29-yard FG	20	7
		Kickoff	KC 25	7	75	Q3	4:04	3	T. Hill: 20-yard pass from P. Mahomes	27	10
12/06	Denver	Kickoff	KC 25	7	58	Q1	3:38	3	H. Butker: 35-yard FG	3	3
		Kickoff	KC 25	7	69	Q2	3:44	3	H. Butker: 24-yard FG	6	10
		Missed FG	KC 47	5	48	Q2	0:28	2	H. Butker: 23-yard FG	9	10
		Kickoff	KC 25	10	62	Q3	4:28	4	H. Butker: 31-yard FG	12	10
		Kickoff	KC 25	7	75	Q3	2:44	4	T. Kelce: 20-yard pass from P. Mahomes	19	16
		Punt	KC 15	10	55	Q4	5:03	3	H. Butker: 48-yard FG	22	16
12/13	at Miami	Kickoff	KC 25	4	75	Q2	2:04	3	T. Hill: 32-yard run	7	10
		Interception	KC 26	9	74	Q2	2:15	5	T. Kelce: 6-yard pass from P. Mahomes	14	10
		Kickoff	KC 25	3	75	Q3	1:10	2	T. Hill: 44-yard pass from P. Mahomes	21	10
		Kickoff	KC 25	10	47	Q4	3:07	3	H. Butker: 46-yard FG	33	24
12/20	at New Orleans	--	--	--	--	--	--	--	--	--	--
12/27	Atlanta	--	--	--	--	--	--	--	--	--	--
01/03	L.A. Chargers	--	--	--	--	--	--	--	--	--	--
AVG				8.1	65.2	3:37.18	3.7				
TOTALS				545	4,371	242:31	245				

# OPPONENTS SCORING DRIVES

## CHIEFS OPPONENTS 2020 REGULAR SEASON SCORING DRIVES

DATE	OPPONENT	DRIVE ACQUIRED	START	PLAYS	YARDS	Q\TIME	FIRST DOWNS	SCORING PLAY	KC OPP
09/10	Houston	Punt	HOU 20	9	80	Q1 5:12	4	D. Johnson: 19-yard run	0 7
		Kickoff	HOU 25	10	75	Q4 4:10	5	J. Akins: 19-yard pass from D. Watson	31 13
		Punt	HOU 35	7	65	Q4 2:51	4	D. Watson: 1-yard run	31 20
09/20	at L.A. Chargers	Kickoff	LAC 21	8	79	Q1 3:37	4	J. Herbert: 4-yard run	0 7
		Kickoff	LAC 29	11	71	Q2 6:21	5	J. Guyton: 14-yard pass from J. Herbert	6 14
		Punt	LAC 20	12	57	Q3 4:50	3	M. Badgley: 41-yard FG	6 17
		Kickoff	LAC 13	17	82	Q4 10:21	6	M. Badgley: 23-yard FG	17 20
09/28	at Baltimore	Kickoff	BAL 25	11	67	Q1 5:40	3	J. Tucker: 26-yard FG	0 3
		Kickoff	0	0	0	Q2 0:12	0	D. Duvernay: 93-yard run	13 10
		Fumble	BAL 21	12	55	Q3 6:43	4	J. Tucker: 42-yard FG	27 13
		Downs	KC 49	6	49	Q3 3:02	3	Q4: N. Boyle: 5-yard pass from L. Jackson	27 20
10/05	New England	Fumble	NE 15	13	60	Q2 5:20	4	N. Folk: 43-yard FG	6 3
		Kickoff	NE 25	6	75	Q3 1:57	3	Q4: N. Harry: 4-yard pass from J. Stidham	13 10
10/11	Las Vegas	Punt	LV 5	11	75	Q1 5:49	3	D. Carlson: 38-yard FG	0 3
		Kickoff	LV 25	5	75	Q2 2:41	2	N. Agholor: 59-yard pass from D. Carr	14 10
		Kickoff	LV 25	5	75	Q2 2:40	3	D. Waller: 5-yard pass from D. Carr	21 17
		Punt	LV 20	3	80	Q2 1:37	1	H. Ruggs III: 72-yard pass from D. Carr	21 24
		Punt	LV 29	13	71	Q3 8:01	5	Q4: J. Jacobs: 7-yard run	24 30
		Punt	LV 30	10	45	Q4 5:16	2	D. Carlson: 43-yard FG	24 33
		Interception	KC 2	1	2	Q4 0:05	1	J. Jacobs: 2-yard run	24 40
10/19	at Buffalo	Punt	BUF 32	11	38	Q1 4:27	3	T. Bass: 48-yard FG	0 3
		Kickoff	BUF 25	13	75	Q1 6:43	6	Q2: S. Diggs: 4-yard pass from J. Allen	7 10
		Kickoff	BUF 25	6	75	Q4 2:33	6	C. Beasley: 8-yard pass from J. Allen	23 17
10/25	at Denver	Fumble	KC 37	4	37	Q1 1:46	2	D. Lock: 2-yard run	7 6
		Kickoff	DEN 25	7	50	Q2 3:29	2	B. McManus: 43-yard FG	17 9
		Kickoff	DEN 25	9	75	Q4 4:21	5	M. Gordon III: 3-yard run	37 16
11/01	N.Y. Jets	Kickoff	NYJ 25	12	54	Q1 6:29	4	S. Castillo: 39-yard FG	7 3
		Kickoff	NYJ 25	7	38	Q1 3:15	2	Q2: S. Castillo: 55-yard FG	14 6
		Punt	NYJ 19	13	51	Q2 7:02	4	S. Castillo: 48-yard FG	14 9
11/08	Carolina	Kickoff	CAR 25	15	75	Q1 8:53	7	C. McCaffrey: 9-yard pass from T. Bridgewater	0 7
		Kickoff	CAR 26	9	74	Q1 3:59	4	Q2: C. Samuel: 14-yard pass from T. Bridgewater	3 14
		Kickoff	CAR 21	9	50	Q2 2:59	3	J. Slye: 47-yard FG	13 17
		Kickoff	CAR 30	9	70	Q4 4:01	4	T. Bridgewater: 4-yard run	26 24
		Kickoff	CAR 25	11	75	Q4 5:47	6	C. McCaffrey: 1-yard run	33 31
11/22	at Las Vegas	Kickoff	LV 25	6	75	Q1 3:35	4	J. Jacobs: 2-yard run	0 7
		Kickoff	LV 40	7	60	Q1 4:01	4	N. Agholor: 17-yard pass from D. Carr	7 14
		Kickoff	LV 25	12	59	Q2 6:40	5	D. Carlson: 35-yard FG	14 17
		Kickoff	LV 25	11	75	Q3 6:29	5	Q4: D. Waller: 3-yard pass from D. Carr	21 24
		Kickoff	LV 25	12	75	Q4 4:11	6	J. Witten: 1-yard pass from D. Carr	28 31
11/29	at Tampa Bay	Fumble	TB 14	7	86	Q2 4:09	5	R. Jones II: 37-yard pass from T. Brady	17 7
		Kickoff	TB 25	8	67	Q3 3:56	3	R. Succop: 26-yard FG	20 10
		Punt	TB 25	8	75	Q3 2:29	3	Q4: M. Evans: 31-yard pass from T. Brady	27 17
		Punt	TB 27	10	73	Q4 2:11	6	M. Evans: 7-yard pass from T. Brady	27 24
12/06	Denver	Punt	DEN 23	12	42	Q1 5:50	3	B. McManus: 53-yard FG	0 3
		Punt	DEN 10	7	90	Q2 4:11	3	T. Patrick: 5-yard pass from D. Lock	3 10
		Kickoff	DEN 28	11	72	Q3 6:42	6	T. Patrick: 10-yard pass from D. Lock	12 16
12/13	at Miami	Punt	KC 44	7	44	Q1 3:15	3	M. Gesicki: 7-yard pass from T. Tagovailoa	0 7
		Interception	KC 47	10	34	Q1 5:23	2	Q2: J. Sanders: 31-yard FG	0 10
		Interception	MIA 20	6	80	Q4 2:16	4	M. Gesicki: 29-yard pass from T. Tagovailoa	30 17
		Punt	MIA 25	14	75	Q4 5:52	8	T. Tagovailoa: 1-yard run	30 24
		Kickoff	MIA 25	5	49	Q4 0:52	2	J. Sanders: 44-yard FG	33 27
12/20	at New Orleans	--	--	--	--	--	--	--	-- --
12/27	Atlanta	--	--	--	--	--	--	--	-- --
01/03	L.A. Chargers	--	--	--	--	--	--	--	-- --
<b>AVG</b>				<b>9.0</b>	<b>62.9</b>	<b>4:23.75</b>	<b>3.8</b>		
<b>TOTALS</b>				<b>458</b>	<b>3,206</b>	<b>224:11</b>	<b>195</b>		

# THE LAST TIME

## 2020 Regular Season (As of December 15, 2020)

### PASSING

#### 40+ PASS ATTEMPTS

KC	12/6/2020	vs. Denver	40 att.	Patrick Mahomes	
Opp	12/13/2020	@ Miami	48 att.	Tua Tagovailoa	

#### 50+ PASS ATTEMPTS

KC	11/10/2019	@ Tennessee	50 att.	Patrick Mahomes	
Opp	11/18/2019	@ L.A. Chargers	52 att.	Philip Rivers	

#### 500 YARDS PASSING

KC	11/5/2000	@ Oakland	504 yards	Elvis Grbac	
Opp	12/6/1990	@ Houston Oilers	527 yards	Warren Moon	

#### 400 YARDS PASSING

KC	11/29/2020	@ Tampa Bay	462 yards	Patrick Mahomes	
Opp	11/19/2018	@ L.A. Rams	413 yards	Jared Goff	

#### 300 YARDS PASSING

KC	12/13/2020	@ Miami	393 yards	Patrick Mahomes	
Opp	12/13/2020	@ Miami	316 yards	Tua Tagovailoa	

#### SEVEN TOUCHDOWN PASSES

KC				* Never Has Happened *	
Opp				* Never Has Happened *	

#### SIX TOUCHDOWN PASSES

KC	11/19/2018	@ L.A. Rams	6 tds	Patrick Mahomes: (25, 21, 8, 4, 73, 10)	
Opp				* Never Has Happened *	

#### FIVE TOUCHDOWN PASSES

KC	11/1/2020	vs. N.Y. Jets	5 tds	Patrick Mahomes: (36, 3, 41, 30, 26)	
Opp	10/8/2017	@ Houston	5 tds	Deshaun Watson: (6, 9, 48, 34, 1)	

#### FOUR TOUCHDOWN PASSES

KC	11/8/2020	vs. Carolina	4 tds	Patrick Mahomes: (1, 4, 28, 2)	
Opp	11/19/2018	@ L.A. Rams	4 tds	Jared Goff: (7, 4, 7, 40)	

#### THREE TOUCHDOWN PASSES

KC	11/29/2020	@ Tampa Bay	3 tds	Patrick Mahomes: (75, 44, 20)	
Opp	11/29/2020	@ Tampa Bay	3 tds	Tom Brady: (37, 31, 7)	

#### FOUR INTERCEPTIONS THROWN

KC	12/13/2009	vs. Buffalo	4 ints	Matt Cassel	
Opp	11/18/2019	@ L.A. Chargers	4 ints	Philip Rivers	

#### THREE INTERCEPTIONS THROWN

KC	12/13/2020	@ Miami	3 ints	Patrick Mahomes	
Opp	11/18/2019	@ L.A. Chargers	4 ints	Philip Rivers	

#### TWO INTERCEPTIONS THROWN

KC	12/13/2020	@ Miami	3 ints	Patrick Mahomes	
Opp	12/6/2020	vs. Denver	2 ints	Drew Lock	

### RUSHING

#### 50-74 YARD RUSHING

KC	11/22/2020	@ Las Vegas	69 yards	Clyde Edwards-Helaire	
Opp	11/29/2020	@ Tampa Bay	66 yards	Ronald Jones II	

#### 75+ YARD RUSHING

KC	10/19/2020	@ Buffalo	161 yards	Clyde Edwards-Helaire	
Opp	12/6/2020	vs. Denver	131 yards	Melvin Gordon III	

#### 200-299 YARDS RUSHING (TEAM)

KC	10/19/2020	@ Buffalo	245 yards		Kansas City 26, Buffalo 17
Opp	11/10/2019	@ Tennessee	225 yards		Tennessee 35, Kansas City 32

#### 200+ YARDS RUSHING (TEAM)

KC	10/19/2020	@ Buffalo	245 yards		Kansas City 26, Buffalo 17
Opp	11/10/2019	@ Tennessee	225 yards		Tennessee 35, Kansas City 32

#### 300+ YARDS RUSHING (TEAM)

KC	12/23/2012	vs. Indianapolis	352 yards		Indianapolis 20, Kansas City 13
Opp	12/20/2009	vs. Cleveland	351 yards		Cleveland 41, Kansas City 34

#### 300 YARDS RUSHING



# THE LAST TIME

KC	* Never Has Happened *			
Opp	* Never Has Happened *			
200 YARDS RUSHING				
KC	12/23/2012	vs. Indianapolis	226 yards	Jamaal Charles
Opp	12/20/2009	vs. Cleveland	286 yards	Jerome Harrison
100 YARDS RUSHING				
KC	10/19/2020	@ Buffalo	161 yards	Clyde Edwards-Helaire
Opp	12/6/2020	vs. Denver	131 yards	Melvin Gordon III
FIVE TOUCHDOWNS RUSHING				
KC	* Never Has Happened *			
Opp	12/7/2003	@ Denver	5 tds	Clinton Portis: (11, 1, 59, 28, 53)
FOUR TOUCHDOWNS RUSHING				
KC	10/24/2004	vs. Atlanta	4 tds 4 tds	Priest Holmes: (15, 2, 2, 1) Derrick Blaylock: (7, 1, 3, 2)
Opp	12/7/2003	@ Denver	5 tds	Clinton Portis: (11, 1, 59, 28, 53)
THREE TOUCHDOWNS RUSHING				
KC	9/28/2015	@ Green Bay	3 tds	Jamaal Charles: (9, 4, 7)
Opp	9/22/2019	vs. Baltimore	3 tds	Mark Ingram II: (2, 19, 1)
TWO TOUCHDOWNS RUSHING				
KC	11/22/2020	@ Las Vegas	2 tds	Clyde Edwards-Helaire: (3, 14)
Opp	10/11/2020	vs. Las Vegas	2 tds	Josh Jacobs: (7, 2)
TWO PLAYERS WITH TWO TD RUSHING				
KC	10/24/2004	vs. Atlanta		Derrick Blaylock: (7, 1, 3, 2) Priest Holmes: (15, 2, 2, 1)
Opp	* Never Has Happened *			
RECEIVING				
TWO 100-YARD RECEIVERS				
KC	11/22/2020	@ Las Vegas	127 yards 102 yards	Travis Kelce Tyreek Hill
Opp	9/16/2018	@ Pittsburgh	138 yards 121 yards	Jesse James Juju Smith-Schuster
200 YARDS RECEIVING				
KC	11/29/2020	@ Tampa Bay	269 yards	Tyreek Hill
Opp	10/19/2017	@ Oakland	210 yards	Amari Cooper
100 YARDS RECEIVING				
KC	12/13/2020	@ Miami	136 yards	Travis Kelce
Opp	11/29/2020	@ Tampa Bay	106 yards	Rob Gronkowski
FIVE TOUCHDOWN RECEPTIONS				
KC	* Never Has Happened *			
Opp	* Never Has Happened *			
FOUR TOUCHDOWN RECEPTIONS				
KC	12/15/2013	@ Oakland	4 tds	Jamaal Charles: (49, 39, 16, 71)
Opp	12/1/2013	vs. Denver	4 tds	Eric Decker: (41, 37, 1, 15)
THREE TOUCHDOWN RECEPTIONS				
KC	11/29/2020	@ Tampa Bay	3 tds	Tyreek Hill: (75, 44, 20)
Opp	10/8/2017	@ Houston	3 tds	DeAndre Hopkins: (6, 34, 1)
TWO TOUCHDOWN RECEPTIONS				
KC	11/29/2020	@ Tampa Bay	3 tds	Tyreek Hill: (75, 44, 20)
Opp	12/13/2020	@ Miami	2 tds	Mike Gesicki: (7, 29)
TWO PLAYERS WITH TWO TD RECEPTIONS				

# THE LAST TIME

KC	11/19/2018	@ L.A. Rams		Tyreek Hill: (25, 73) Chris Conley: (8, 10)	
Opp	10/8/2017	@ Houston		DeAndre Hopkins: (6, 34, 1) Will Fuller V: (9, 48)	
COMBINED YARDS					
100-YARD RUSHER AND 300-YARD PASSER					
KC	10/1/2018	@ Denver	121 yards 304 yards	Kareem Hunt Patrick Mahomes	
Opp	10/14/2018	@ New England	106 yards 340 yards	Sony Michel Tom Brady	
100-YARD RECEIVER AND 300-YARD PASSER					
KC	12/13/2020	@ Miami	136 yards 393 yards	Travis Kelce Patrick Mahomes	
Opp	11/29/2020	@ Tampa Bay	106 yards 345 yards	Rob Gronkowski Tom Brady	
100-YARD RUSHER AND 100-YARD RECEIVER					
KC	11/3/2019	vs. Minnesota	125 yards 140 yards	Damien Williams Tyreek Hill	
Opp	12/1/2019	vs. Oakland	104 yards 100 yards	Josh Jacobs Darren Waller	
100-YARD RUSHER, 300-YARD PASSER, 100-YARD RECEIVER					
KC	9/7/2017	@ New England	148 yards 368 yards 133 yards	Kareem Hunt Alex Smith Tyreek Hill	
Opp	12/1/2013	vs. Denver	117 yards 403 yards 174 yards	Montee Ball Peyton Manning Eric Decker	
DEFENSE					
INTERCEPTED PASS RETURNED FOR A TOUCHDOWN					
KC	10/25/2020	@ Denver	50 yards	Daniel Sorensen	(9:28) (Shotgun) 3-D.Lock pass short right intended for 87-N.Fant INTERCEPTED by 49-D.Sorensen [53-A.Hitchens] at 50. 49-D.Sorensen for 50 yards, TOUCHDOWN.
Opp	11/19/2018	@ L.A. Rams	25 yards	Samson Ebukam	(2:24) (Shotgun) 15-P.Mahomes pass short right intended for 84-D.Harris INTERCEPTED by 50-S.Ebukam at KC 25. 50-S.Ebukam for 25 yards, TOUCHDOWN.
FUMBLE RETURNED FOR A TOUCHDOWN					
KC	10/17/2019	@ Denver	5 yards	Reggie Ragland	(7:17) 5-J.Flacco sacked at DEN 17 for -9 yards (53-A.Hitchens). FUMBLES (53-A.Hitchens) [53-A.Hitchens], RECOVERED by KC-59-R.Ragland at DEN 5. 59-R.Ragland for 5 yards, TOUCHDOWN.
Opp	11/10/2019	@ Tennessee	53 yards	Rashaan Evans	(6:28) (Shotgun) 26-Dam.Williams up the middle to TEN 45 for -1 yards (51-D.Long). FUMBLES (51-D.Long), RECOVERED by TEN-54-R.Evans at TEN 47. 54-R.Evans for 53 yards, TOUCHDOWN.
SAFETY SCORED					
KC	12/13/2020	@ Miami		Chris Jones	(6:58) (Shotgun) 1-T.Tagovailoa sacked in End Zone for -6 yards, SAFETY (95-C.Jones).
Opp	9/16/2018	@ Pittsburgh		Artie Burns	(12:09) 27-K.Hunt up the middle tackled in End Zone for -1 yards, SAFETY (25-A.Burns, 42-M.Burnett).
SHUTOUT					
KC	10/23/2011	@ Oakland	Kansas City 28, Las Vegas 0		
Opp	12/16/2012	@ Oakland	Las Vegas 15, Kansas City 0		
LESS THAN 100 RUSHING YARDS					
KC	12/13/2020	@ Miami	94 yards		Kansas City 33, Miami 27
Opp	12/13/2020	@ Miami	80 yards		Kansas City 33, Miami 27
LESS THAN 150 NET PASSING YARDS					
KC	11/1/2020	vs. N.Y. Jets	128 yards		Kansas City 35, N.Y. Jets 9
Opp	9/24/2017	@ L.A. Chargers	122 yards		Kansas City 24, L.A. Chargers 10
LESS THAN 200 YARDS NET OFFENSE					
KC	9/8/2013	@ Jacksonville	178 yards		Kansas City 28, Jacksonville 2
Opp	11/30/2014	vs. Denver	151 yards		Denver 29, Kansas City 16
LESS THAN 300 YARDS NET OFFENSE					
KC	11/1/2020	vs. N.Y. Jets	221 yards		Kansas City 35, N.Y. Jets 9
Opp	10/25/2020	@ Denver	286 yards		Kansas City 43, Denver 16
AT LEAST ONE TURNOVER					
KC	12/13/2020	@ Miami	4 to		Kansas City 33, Miami 27
Opp	12/13/2020	@ Miami	1 to		Kansas City 33, Miami 27
FORCED THREE+ TURNOVERS					
KC	10/25/2020	@ Denver	4 to		Kansas City 43, Denver 16
Opp	12/13/2020	@ Miami	4 to		Kansas City 33, Miami 27
FOUR OR MORE INTERCEPTION GAME					
KC	9/29/1985	vs. Seattle	4 int	Derron Cherry	

# THE LAST TIME

Opp	10/7/2001	@ Denver	4 int	Deltha O'Neal	
<b>THREE INTERCEPTION GAME</b>					
KC	11/27/2005	vs. New England	3 int	Greg Wesley	
Opp	10/7/2001	@ Denver	4 int	Deltha O'Neal	
<b>TWO INTERCEPTION GAME</b>					
KC	12/6/2020	vs. Denver	2 int	Tyrann Mathieu	
Opp	9/7/2014	vs. Tennessee	2 int	Jason McCourty	
<b>FOUR SACK GAME</b>					
KC	12/28/2014	vs. San Diego	4.0 sk	Justin Houston	
Opp	11/9/2003	vs. Cleveland	4.0 sk	Andra Davis	
<b>THREE SACK GAME</b>					
KC	10/28/2018	vs. Denver	3.0 sk	Dee Ford	
Opp	9/24/2017	@ L.A. Chargers	3.0 sk	Melvin Ingram III	
<b>TWO SACK GAME</b>					
KC	9/28/2020	@ Baltimore	2.0 sk	Chris Jones	
Opp	12/13/2020	@ Miami	2.5 sk	Jerome Baker	
<b>SPECIAL TEAMS</b>					
<b>KICKOFF RETURNED FOR A TOUCHDOWN</b>					
KC	10/25/2020	@ Denver	102 yards	Byron Pringle	8-B.McManus kicks 67 yards from DEN 35 to KC -2. 13-B.Pringle for 102 yards, TOUCHDOWN.
Opp	9/28/2020	@ Baltimore	93 yards	Devin Duvernay	7-H.Butker kicks 58 yards from KC 35 to BLT 7. 13-D.Duvernay for 93 yards, TOUCHDOWN.
<b>PUNT RETURNED FOR A TOUCHDOWN</b>					
KC	12/13/2020	@ Miami	67 yards	Mecole Hardman	(13:04) 2-M.Haack punts 37 yards to KC 33, Center-50-B.Ferguson. 17-M.Hardman for 67 yards, TOUCHDOWN.
Opp	12/9/2012	@ Cleveland	93 yards	Travis Benjamin	(15:00) (Punt formation) 2-D.Colquitt punts 41 yards to CLV 7, Center-43-T.Gafford. 80-T.Benjamin for 93 yards, TOUCHDOWN. Longest Punt Return in Cleveland Franchise History
<b>BLOCKED FIELD GOAL RETURNED FOR A TOUCHDOWN</b>					
KC	12/6/1987	@ Cincinnati	28 yards	Kevin Ross	
Opp	11/28/2010	@ Seattle		Craig Terrill	(5:08) 6-R.Succop 43 yard field goal is BLOCKED (93-C.Terrill), Center-43-T.Gafford, Holder-2-D.Colquitt, ball out of bounds at SEA 47. Penalty on KC-6-R.Succop, Illegal Touch Kick, declined. Play Challenged by KC and REVERSED. 6-R.Succop 43 yard field goal is BLOCKED (93-C.Terrill), Center-43-T.Gafford, Holder-2-D.Colquitt, recovered by KC-2-D.Colquitt at SEA 38. 2-D.Colquitt to SEA 38 for no gain (31-K.Chancellor). Challenge was whether FG att. passed line of scrim
<b>BLOCKED PUNT RETURNED FOR A TOUCHDOWN</b>					
KC	9/13/2009	@ Baltimore		Jon McGraw	(10:09) (Punt formation) 4-S.Koch punt is BLOCKED by 47-J.McGraw, Center-70-M.Katula, RECOVERED by KC-47-J.McGraw at BLT 0. TOUCHDOWN.
Opp	11/28/2010	@ Seattle		Kennard Cox	(:39) 2-D.Colquitt punt is BLOCKED by 39-K.Cox, Center-43-T.Gafford, RECOVERED by SEA-29-E.Thomas at KC 10. 29-E.Thomas for 10 yards, TOUCHDOWN.
<b>MADE FIELD GOAL OF 50 YARDS OR LONGER</b>					
KC	11/8/2020	vs. Carolina	55 yards	Harrison Butker	(11:06) 7-H.Butker 55 yard field goal is GOOD, Center-41-J.Winchester, Holder-5-T.Townsend.
Opp	12/6/2020	vs. Denver	53 yards	Brandon McManus	(4:04) 8-B.McManus 53 yard field goal is GOOD, Center-46-J.Bobenmoyer, Holder-6-S.Martin.
<b>BLOCKED FIELD GOAL</b>					
KC	11/10/2019	@ Tennessee	52 yards	Harrison Butker	(:03) (Field Goal formation) 7-H.Butker 52 yard field goal is BLOCKED (46-J.Kalu), Center-41-J.Winchester, Holder-2-D.Colquitt, RECOVERED by TEN-36-L.Sims at KC 47. 36-L.Sims to KC 33 for 14 yards (42-A.Sherman).
Opp	11/1/2020	vs. N.Y. Jets	47 yards	Sergio Castillo	(:02) 6-S.Castillo 47 yard field goal is BLOCKED (23-A.Watts), Center-42-T.Hennessy, Holder-7-B.Mann, RECOVERED by KC-17-M.Hardman at KC 43. 17-M.Hardman to NYJ 30 for 27 yards (62-G.Van Roten).
<b>BLOCKED PUNT</b>					
KC	12/8/2019	@ New England		Dustin Colquitt	(5:19) 2-D.Colquitt punt is BLOCKED by 43-N.Ebner, Center-41-J.Winchester, ball out of bounds at KC 19.
Opp	11/4/2018	@ Cleveland		Britton Colquitt	(8:10) (Punt formation) 4-B.Colquitt punt is BLOCKED by 26-Dam.Williams, Center-47-C.Hughlett, ball out of bounds at CLV 21.
<b>MISSED POINT AFTER TOUCHDOWN ATTEMPT</b>					
KC	11/8/2020	vs. Carolina		Harrison Butker	7-H.Butker extra point is No Good, Hit Left Upright, Center-41-J.Winchester, Holder-5-T.Townsend. PENALTY on KC-77-A.Wylie, Unnecessary Roughness, 15 yards, enforced between downs.
Opp	10/25/2020	@ Denver		Brandon McManus	8-B.McManus extra point is No Good, Wide Left, Center-46-J.Bobenmoyer, Holder-6-S.Martin.
<b>POINT AFTER TOUCHDOWN ATTEMPT BLOCKED</b>					
KC	12/1/2019	vs. Oakland		Daniel Carlson	8-D.Carlson extra point is Blocked (92-T.Kpassagnon), Center-47-T.Sieg, Holder-6-A.Cole. DEFENSIVE TWO-POINT ATTEMPT. 35-C.Ward recovered the blocked kick. ATTEMPT SUCCEEDS.
Opp	9/20/2020	@ L.A. Chargers		Harrison Butker	7-H.Butker extra point is Blocked (99-J.Tillery), Center-41-J.Winchester, Holder-5-T.Townsend.
<b>SUCCESSFUL ONSIDE KICK</b>					
KC	10/15/2017	vs. Pittsburgh		Jehu Chesson	2-D.Colquitt kicks 48 yards from KC 20 to PIT 32. RECOVERED by KC-80-J.Chesson.
Opp	10/7/2018	vs. Jacksonville		Josh Lambo	4-J.Lambo kicks onside 13 yards from JAX 35 to JAX 48. RECOVERED by JAX-4-J.Lambo. Kansas City challenged the kick touched ruling, and the play was Upheld. The ruling on the field stands. (Timeout #2.)
<b>FIVE FIELD GOALS</b>					
KC	12/6/2020	vs. Denver	5 fg	Harrison Butker: (24, 35, 23, 31, 48)	
Opp	10/14/2018	@ New England	5 fg	Stephen Gostkowski: (48, 24, 39, 50, 28)	
<b>FOUR FIELD GOALS</b>					

# THE LAST TIME

KC	12/6/2020	vs. Denver	5 fg	Harrison Butker: (24, 35, 23, 31, 48)	
Opp	10/6/2019	vs. Indianapolis	4 fg	Adam Vinatieri: (32, 32, 31, 29)	
THREE FIELD GOALS					
KC	12/6/2020	vs. Denver	5 fg	Harrison Butker: (24, 35, 23, 31, 48)	
Opp	11/1/2020	vs. N.Y. Jets	3 fg	Sergio Castillo: (39, 48, 55)	
TEAM/MISCELLANEOUS					
500 TOTAL YARDS OF OFFENSE					
KC	11/29/2020	@ Tampa Bay	543 yards		Kansas City 543, Tampa Bay 417
Opp	10/14/2018	@ New England	500 yards		New England 500, Kansas City 446
400 TOTAL YARDS OF OFFENSE					
KC	12/13/2020	@ Miami	448 yards		Kansas City 448, Miami 367
Opp	11/29/2020	@ Tampa Bay	417 yards		Kansas City 543, Tampa Bay 417
TOUCHDOWN ON OFFENSE, DEFENSE AND SPECIAL TEAMS					
KC	10/25/2020	@ Denver	ST: (11:21) (Shotgun) P.Mahomes pass short right to T.Hill for 10 yards, TOUCHDOWN. ST: (9:15) (Shotgun) C.Edwards-Helaire left guard for 11 yards, TOUCHDOWN. ST: (3:02) (Shotgun) C.Henne left end for 1 yard, TOUCHDOWN. DEF: (9:28) (Shotgun) D.Lock pass short right intended for N.Fant INTERCEPTED by D.Sorensen [A.Hitchens] at 50. D.Sorensen for 50 yards, TOUCHDOWN. OFF: B.McManus kicks 67 yards from DEN 35 to KC -2. B.Pringle for 102 yards, TOUCHDOWN.		
Opp	* Never Has Happened *				
MADE TWO-POINT CONVERSION					
KC	10/11/2020	vs. Las Vegas		Patrick Mahomes	TWO-POINT CONVERSION ATTEMPT. 15-P.Mahomes pass to 31-D.Williams is complete. ATTEMPT SUCCEEDS.
Opp	11/18/2019	@ L.A. Chargers		Philip Rivers	(Pass formation) TWO-POINT CONVERSION ATTEMPT. 17-P.Rivers pass to 86-H.Henry is complete. ATTEMPT SUCCEEDS.
FAILED TWO-POINT CONVERSION					
KC	12/15/2019	vs. Denver		Dustin Colquitt	(Kick formation) TWO-POINT CONVERSION ATTEMPT. 2-D.Colquitt pass to 42-A.Sherman is incomplete. ATTEMPT FAILS.
Opp	12/6/2020	vs. Denver		Drew Lock	TWO-POINT CONVERSION ATTEMPT. 3-D.Lock pass to 81-T.Patrick is incomplete. ATTEMPT FAILS.
50 POINTS					
KC	11/19/2018	@ L.A. Rams	L.A. Rams 54, Kansas City 51		
Opp	11/19/2018	@ L.A. Rams	L.A. Rams 54, Kansas City 51		
40 POINTS					
KC	10/25/2020	@ Denver	Kansas City 43, Denver 16		
Opp	10/11/2020	vs. Las Vegas	Las Vegas 40, Kansas City 32		
OVERTIME WIN					
KC	9/20/2020	@ L.A. Chargers	Kansas City 23, L.A. Chargers 20		
Opp	11/19/2017	@ N.Y. Giants	N.Y. Giants 12, Kansas City 9		
OVERTIME LOSS					
KC	11/19/2017	@ N.Y. Giants	N.Y. Giants 12, Kansas City 9		
Opp	9/20/2020	@ L.A. Chargers	Kansas City 23, L.A. Chargers 20		
OVERTIME TIE					
KC	11/19/1989	@ Cleveland	Kansas City 10, Cleveland 10		
Opp	11/19/1989	@ Cleveland	Kansas City 10, Cleveland 10		
NO TURNOVERS					
KC	12/6/2020	vs. Denver	0 to		Kansas City 22, Denver 16
Opp	11/8/2020	vs. Carolina	0 to		Kansas City 33, Carolina 31



SUPER BOWL LIV

# CHAMPIONS



**GAMEBOOKS**

# National Football League Game Summary

NFL Copyright © 2020 by The National Football League. All rights reserved. This summary and play-by-play is for the express purpose of assisting media in their coverage of the game; any other use of this material is prohibited without the written permission of the National Football League.

Date: Sunday, 12/13/2020

Kansas City Chiefs at Miami Dolphins

Start Time: 1:02 PM Eastern

at Hard Rock Stadium, Miami Gardens, FL

## Game Day Weather

Game Weather: Sunny

Temp: 81° F (27.2° C) Humidity: 56%, Wind: SE 8 mph

Played Open Stadium on Turf: Natural Grass

## Officials

Referee: Martin, Clay (19)

Umpire: Michalek, Tony (115)

Down Judge: Bowers, Derick (74)

Line Judge: LeBlanc, Frank (44)

Field Judge: Weatherford, Mike (116)

Side Judge: Lamberth, Jeff (21)

Back Judge: Patrick, Steve (17)

Replay Official: Stine, Kevin (0)

## Lineups

Kansas City Chiefs				Miami Dolphins			
Offense		Defense		Offense		Defense	
WR	10 T.Hill	LDE	92 T.Kpassagnon	TE	80 A.Shaheen	DE	94 C.Wilkins
LT	72 E.Fisher	LDT	95 C.Jones	LT	73 A.Jackson	NT	98 R.Davis
LG	73 N.Allegretti	RDT	91 D.Nnadi	LG	66 S.Kindley	DE	92 Z.Sieler
C	62 A.Reiter	RDE	55 F.Clark	C	67 T.Karras	LB	90 S.Lawson
RG	77 A.Wylie	LB	53 A.Hitchens	RG	77 J.Davis	LB	43 A.Van Ginkel
RT	75 M.Remmers	LB	50 W.Gay	RT	68 R.Hunt	LB	55 J.Baker
TE	87 T.Kelce	LCB	35 C.Ward	TE	81 D.Smythe	LB	49 S.Eguavoen
QB	15 P.Mahomes	RCB	21 B.Breeland	QB	1 T.Tagovailoa	CB	24 By.Jones
WR	14 S.Watkins	LB	56 B.Niemann	WR	11 D.Parker	CB	25 X.Howard
RB	25 C.Edwards-Helaire	FS	49 D.Sorensen	RB	31 D.Washington	S	21 E.Rowe
FB	42 A.Sherman	SS	32 T.Mathieu	TE	88 M.Gesicki	S	28 B.McCain

## Substitutions

P 5 T.Townsend, K 7 H.Butker, WR 11 D.Robinson, WR 17 M.Hardman, WR 19 M.Kemp, CB 20 A.Hamilton, S 22 J.Thornhill, S 23 A.Watts, RB 26 L.Bell, CB 27 R.Fenton, RB 31 Darr.Williams, RB 34 D.Thompson, CB 38 L.Sneed, LS 41 J.Winchester, DB 45 C.Lammons, LB 47 D.Harris, TE 48 N.Keizer, DE 51 M.Danna, DE 57 A.Okafor, G 61 S.Wisniewski, DT 64 M.Pennel, OL 79 Y.Durant, TE 82 D.Yelder, DT 98 T.Wharton

## Substitutions

P 2 M.Haack, K 7 J.Sanders, RB/WR 10 M.Perry, RB 15 L.Bowden, WR 16 A.Callaway, WR 19 J.Grant, CB 23 N.Igbinoghene, S 29 Br.Jones, RB 32 P.Laird, S 35 K.Frazier, S 36 N.Holley, CB 40 N.Needham, S 42 C.Fejedelem, LB 48 C.Munson, LS 50 B.Ferguson, LB 51 K.Grugier-Hill, DE 58 J.Strowbridge, C/G 63 M.Deiter, T 70 J.Davenport, TE 85 C.Myarick, WR 86 M.Hollins, DE 91 E.Ogbah

## Did Not Play

QB 4 C.Henne, C 67 D.Kilgore

## Did Not Play

QB 14 R.Fitzpatrick, RB 34 E.McGuire, DE 52 T.Render, T 78 A.Pankey

## Not Active

CB 29 T.Keyes, LB 54 D.Wilson, T 74 M.Rankin, TE 83 R.Seals-Jones, DE 90 T.Ward, DT 99 K.Saunders

## Not Active

RB 26 S.Ahmed, FB 27 C.Cox, LB 44 E.Roberts, LB 53 K.Van Noy, G 75 E.Flowers, DT 95 B.Jones

## Field Goals (made ( ) & missed)

H.Butker		(46)	J.Sanders			45WR (31) (44)		
			<b>1</b>	<b>2</b>	<b>3</b>	<b>4</b>	<b>OT</b>	<b>Total</b>
VISITOR:	Kansas City Chiefs		0	14	16	3	0	33
HOME:	Miami Dolphins		7	3	0	17	0	27

## Scoring Plays

Team	Qtr	Time	Play Description (Extra Point) (Drive Info)	Visitor	Home
Dolphins	1	1:35	M.Gesicki 7 yd. pass from T.Tagovailoa (J.Sanders kick) (7-44, 3:15)	0	7
Dolphins	2	10:14	J.Sanders 31 yd. Field Goal (10-34, 5:23)	0	10
Chiefs	2	8:10	T.Hill 32 yd. run (H.Butker kick) (4-75, 2:04)	7	10
Chiefs	2	0:37	T.Kelce 6 yd. pass from P.Mahomes (H.Butker kick) (9-74, 2:15)	14	10
Chiefs	3	13:50	T.Hill 44 yd. pass from P.Mahomes (H.Butker kick) (3-75, 1:10)	21	10
Chiefs	3	12:48	M.Hardman 67 yd. punt return (H.Butker kick)	28	10
Chiefs	3	6:52	T.Tagovailoa sacked in end zone by C.Jones for a Safety	30	10
Dolphins	4	12:03	M.Gesicki 29 yd. pass from T.Tagovailoa (J.Sanders kick) (6-80, 2:16)	30	17
Dolphins	4	4:15	T.Tagovailoa 1 yd. run (J.Sanders kick) (14-75, 5:52)	30	24

# National Football League Game Summary

NFL Copyright © 2020 by The National Football League. All rights reserved. This summary and play-by-play is for the express purpose of assisting media in their coverage of the game; any other use of this material is prohibited without the written permission of the National Football League.

Chiefs	4	1:08	H.Butker 46 yd. Field Goal (10-47, 3:07)	33	24
Dolphins	4	0:16	J.Sanders 44 yd. Field Goal (5-49, 0:52)	33	27
Paid Attendance: 13,057				Time: 3:15	

Kansas City Chiefs vs Miami Dolphins  
12/13/2020 at Hard Rock Stadium

Final Individual Statistics

Kansas City Chiefs									Miami Dolphins								
RUSHING						RUSHING						RUSHING					
	ATT	YDS	AVG	LG	TD							ATT	YDS	AVG	LG	TD	
C.Edwards-Helaire	16	32	2.0	12	0	D.Washington						13	35	2.7	7	0	
T.Hill	1	32	32.0	32	1	T.Tagovailoa						6	24	4.0	9	1	
L.Bell	2	21	10.5	13	0	P.Laird						4	19	4.8	9	0	
P.Mahomes	5	9	1.8	6	0	L.Bowden						1	2	2.0	2	0	
Total	24	94	3.9	32	1	Total						24	80	3.3	9	1	
PASSING									PASSING								
	ATT	CMP	YDS	SK/YD	TD	LG	IN	RT		ATT	CMP	YDS	SK/YD	TD	LG	IN	RT
P.Mahomes	34	24	393	3/39	2	44	3	91.9	T.Tagovailoa	48	28	316	4/29	2	29	1	83.3
									L.Bowden	1	0	0	0/0	0	0	0	39.6
Total	34	24	393	3/39	2	44	3	91.9	Total	49	28	316	4/29	2	29	1	81.7
PASS RECEIVING									PASS RECEIVING								
	TAR	REC	YDS	AVG	LG	TD				TAR	REC	YDS	AVG	LG	TD		
T.Kelce	10	8	136	17.0	32	1	L.Bowden			9	7	82	11.7	22	0		
C.Edwards-Helaire	6	5	59	11.8	26	0	M.Hollins			9	5	66	13.2	23	0		
T.Hill	7	3	79	26.3	44	1	M.Gesicki			6	5	65	13.0	29	2		
M.Hardman	3	3	40	13.3	26	0	J.Grant			5	3	32	10.7	18	0		
S.Watkins	3	2	52	26.0	37	0	A.Shaheen			3	2	26	13.0	16	0		
L.Bell	3	2	14	7.0	9	0	D.Smythe			3	2	19	9.5	10	0		
D.Robinson	1	1	13	13.0	13	0	D.Washington			4	2	17	8.5	10	0		
A.Sherman	1	0	0	0.0	0	0	M.Perry			2	1	5	5.0	5	0		
							P.Laird			1	1	4	4.0	4	0		
							D.Parker			2	0	0	0.0	0	0		
							A.Callaway			2	0	0	0.0	0	0		
Total	34	24	393	16.4	44	2	Total			46	28	316	11.3	29	2		
INTERCEPTIONS									INTERCEPTIONS								
	NO	YDS	AVG	LG	TD					NO	YDS	AVG	LG	TD			
T.Mathieu	1	5	5.0	5	0	E.Rowe				1	22	22.0	22	0			
						By.Jones				1	15	15.0	15	0			
						X.Howard				1	0	0.0	0	0			
Total	1	5	5.0	5	0	Total				3	37	12.3	22	0			
PUNTING									PUNTING								
	NO	YDS	AVG	NET	TB	IN20	LG			NO	YDS	AVG	NET	TB	IN20	LG	
T.Townsend	4	198	49.5	47.5	0	1	58	M.Haack		5	234	46.8	29.4	1	1	54	
Total	4	198	49.5	47.5	0	1	58	Total		5	234	46.8	29.4	1	1	54	
PUNT RETURNS									PUNT RETURNS								
	NO	YDS	AVG	FC	LG	TD				NO	YDS	AVG	FC	LG	TD		
M.Hardman	1	67	67.0	1	67	1	A.Callaway			2	12	6.0	0	11	0		
[DOWNED]	1	0	0.0	0	0	0	J.Grant			1	-4	-4.0	0	-4	0		
[OUT OF BOUNDS]	1	0	0.0	0	0	0	[OUT OF BOUNDS]			1	0	0.0	0	0	0		
[TOUCHBACK]	1	0	0.0	0	0	0											
Total	1	67	67.0	1	67	1	Total			3	8	2.7	0	11	0		
KICKOFF RETURNS									KICKOFF RETURNS								
	NO	YDS	AVG	FC	LG	TD				NO	YDS	AVG	FC	LG	TD		
M.Hardman	1	15	15.0	0	15	0	[TOUCHBACK]			6	0	0.0	0	0	0		
D.Robinson	1	0	0.0	0	0	0											
[TOUCHBACK]	5	0	0.0	0	0	0											
Total	2	15	7.5	0	15	0	Total			0	0	0.0	0	0	0		

Kansas City Chiefs

FUMBLES	FUM	LOST	OWN-REC	YDS	TD	FORCED	OPP-REC	YDS	TD	OUT-BDS
P.Mahomes	1	0	1	-9	0	0	0	0	0	0
M.Hardman	1	1	0	0	0	0	0	0	0	0
S.Watkins	0	0	0	0	0	1	0	0	0	0
Total	2	1	1	-9	0	1	0	0	0	0

Miami Dolphins

FUMBLES	FUM	LOST	OWN-REC	YDS	TD	FORCED	OPP-REC	YDS	TD	OUT-BDS
By.Jones	1	0	0	0	0	1	0	0	0	0



Kansas City Chiefs vs Miami Dolphins  
12/13/2020 at Hard Rock Stadium

Final Individual Statistics

E.Ogbah	0	0	1	0	0	0	0	0	0
K.Grugier-Hill	0	0	0	0	0	0	1	0	0
Total	1	0	1	0	0	1	1	0	0

Kansas City Chiefs vs Miami Dolphins  
12/13/2020 at Hard Rock Stadium

# Final Team Statistics

	Visitor Chiefs	Home Dolphins
<b>TOTAL FIRST DOWNS</b>	22	27
By Rushing	5	5
By Passing	15	18
By Penalty	2	4
<b>THIRD DOWN EFFICIENCY</b>	5-11-45%	7-15-47%
<b>FOURTH DOWN EFFICIENCY</b>	1-1-100%	0-0-0%
<b>TOTAL NET YARDS</b>	448	367
Total Offensive Plays (inc. times thrown passing)	61	77
Average gain per offensive play	7.3	4.8
<b>NET YARDS RUSHING</b>	94	80
Total Rushing Plays	24	24
Average gain per rushing play	3.9	3.3
Tackles for a loss-number and yards	4-14	2-3
<b>NET YARDS PASSING</b>	354	287
Times thrown - yards lost attempting to pass	3-39	4-29
Gross yards passing	393	316
<b>PASS ATTEMPTS-COMPLETIONS-HAD INTERCEPTED</b>	34-24-3	49-28-1
Avg gain per pass play (inc.# thrown passing)	9.6	5.4
<b>KICKOFFS Number-In End Zone-Touchbacks</b>	6-6-6	7-5-5
<b>PUNTS Number and Average</b>	4-49.5	5-46.8
Had Blocked	0	0
<b>FGs - PATs Had Blocked</b>	0-0	0-0
<b>Net Punting Average</b>	47.5	29.4
<b>TOTAL RETURN YARDAGE (Not Including Kickoffs)</b>	72	45
No. and Yards Punt Returns	1-67	3-8
No. and Yards Kickoff Returns	2-15	0-0
No. and Yards Interception Returns	1-5	3-37
<b>PENALTIES Number and Yards</b>	8-56	3-35
<b>FUMBLES Number and Lost</b>	2-1	1-0
<b>TOUCHDOWNS</b>	4	3
Rushing	1	1
Passing	2	2
Punt Returns	1	0
<b>EXTRA POINTS Made-Attempts</b>	4-4	3-3
Kicking Made-Attempts	4-4	3-3
<b>FIELD GOALS Made-Attempts</b>	1-1	2-3
<b>RED ZONE EFFICIENCY</b>	1-2-50%	2-3-67%
<b>GOAL TO GO EFFICIENCY</b>	1-1-100%	2-2-100%
<b>SAFETIES</b>	1	0
<b>FINAL SCORE</b>	33	27
<b>TIME OF POSSESSION</b>	28:30	31:30

Kansas City Chiefs vs Miami Dolphins  
12/13/2020 at Hard Rock Stadium

# Ball Possession And Drive Chart

## Kansas City Chiefs

#	Time Recd	Time Lost	Time Poss	How Ball Obtained	Drive Began	# Play	Yds Gain	Yds Pen	Net Yds	1st Down	Last Scrm	How Given Up
1	14:02	8:56	5:06	Punt	KC 20	8	58	-5	53	4	MIA 27	Interception
2	6:56	4:50	2:06	Missed FG	KC 35	3	-32	0	-32	0	KC 3	Punt
3	1:35	0:37	0:58	Kickoff	KC 25	2	37	0	37	1	MIA 38	Interception
4	10:14	8:10	2:04	Kickoff	KC 25	4	75	0	75	3	MIA 32	Touchdown
5	5:52	4:10	1:42	Punt	KC 21	3	-5	0	-5	0	KC 16	Punt
6	2:52	0:37	2:15	Interception	KC 26	9	59	15	74	5	* MIA 6	Touchdown
7	15:00	13:50	1:10	Kickoff	KC 25	3	75	0	75	2	MIA 44	Touchdown
8	10:20	7:23	2:57	Punt	KC 20	5	64	0	64	1	MIA 42	Fumble
9	6:52	5:17	1:35	Kickoff	KC 46	3	4	-5	-1	0	KC 45	Punt
10	2:37	14:19	3:18	Punt	KC 8	8	68	0	68	3	MIA 24	Interception
11	12:03	10:07	1:56	Kickoff	KC 25	3	5	-5	0	0	KC 25	Punt
12	4:15	1:08	3:07	Kickoff	KC 25	10	32	15	47	3	* MIA 28	Field Goal
13	0:16	0:00	0:16	Kickoff	MIA 45	1	-1	0	-1	0	MIA 45	End of Game

(356) Average KC 27

## Miami Dolphins

#	Time Recd	Time Lost	Time Poss	How Ball Obtained	Drive Began	# Play	Yds Gain	Yds Pen	Net Yds	1st Down	Last Scrm	How Given Up
1	15:00	14:02	0:58	Kickoff	MIA 25	3	1	0	1	0	MIA 26	Punt
2	8:56	6:56	2:00	Interception	MIA 43	6	30	0	30	1	KC 27	Missed FG
3	4:50	1:35	3:15	Punt	KC 44	7	44	0	44	3	* KC 7	Touchdown
4	0:37	10:14	5:23	Interception	KC 47	10	39	-5	34	2	* KC 13	Field Goal
5	8:10	5:52	2:18	Kickoff	MIA 25	3	-3	15	12	1	MIA 37	Punt
6	4:10	2:52	1:18	Punt	MIA 22	4	15	0	15	1	MIA 37	Interception
7	0:37	0:00	0:37	Kickoff	MIA 25	3	17	0	17	1	50	End of Half
8	13:50	12:48	1:02	Kickoff	MIA 25	3	5	0	5	0	MIA 30	Punt
9	12:48	10:20	2:28	Kickoff	MIA 25	7	25	0	25	2	50	Punt
10	7:23	6:52	0:31	Fumble	MIA 7	2	-7	0	-7	0	MIA 6	Safety
11	5:17	2:37	2:40	Punt	MIA 18	7	23	0	23	2	MIA 41	Punt
12	14:19	12:03	2:16	Interception	MIA 20	6	80	0	80	4	KC 29	Touchdown
13	10:07	4:15	5:52	Punt	MIA 25	14	67	8	75	8	* KC 1	Touchdown
14	1:08	0:16	0:52	Kickoff	MIA 25	5	31	18	49	2	KC 26	Field Goal

(394) Average MIA 28

\* inside opponent's 20

## Time of Possession by Quarter

Visitor	Home	1st	2nd	3rd	4th	OT	Total
Kansas City Chiefs	Miami Dolphins	8:10	6:01	8:19	6:00		28:30
		6:50	8:59	6:41	9:00		31:30

## Kickoff Drive No.-Start Average

Chiefs: 6 - KC 28 Dolphins: 6 - MIA 25

Kansas City Chiefs vs Miami Dolphins  
12/13/2020 at Hard Rock Stadium

# Final Defensive Statistics

## Kansas City Chiefs

### Regular Defensive Plays

### Special Teams

### Misc

	TKL	AST	COMB	SK	/ YDS	TFL	Q	IN	PD	FF	FR	TKL	AST	FF	FR	BL	TKL	AST	FF	FR
L.Sneed	7	0	7	0	0	0	0	0	1	0	0	0	0	0	0	0	0	0	0	0
D.Sorensen	4	3	7	0	0	0	0	0	0	0	0	0	0	0	0	0	0	0	0	0
B.Breeland	4	1	5	0	0	0	0	0	3	0	0	0	0	0	0	0	0	0	0	0
C.Jones	4	0	4	1	6	1	1	0	1	0	0	0	0	0	0	0	0	0	0	0
M.Danna	4	0	4	1	7	3	1	0	0	0	0	0	0	0	0	0	0	0	0	0
B.Niemann	4	0	4	0	0	1	1	0	0	0	0	0	1	0	0	0	0	0	0	0
D.Nnadi	4	0	4	0	0	0	0	0	0	0	0	0	0	0	0	0	0	0	0	0
M.Pennel	2	2	4	0	0	0	0	0	0	0	0	0	0	0	0	0	0	0	0	0
J.Thornhill	3	0	3	0	0	0	0	0	0	0	0	0	0	0	0	0	0	0	0	0
T.Kpassagnon	2	1	3	0	0	0	0	0	0	0	0	0	0	0	0	0	0	0	0	0
W.Gay	2	1	3	0	0	0	0	0	0	0	0	0	0	0	0	0	0	0	0	0
F.Clark	2	0	2	1	8	1	1	0	0	0	0	0	0	0	0	0	0	0	0	0
T.Wharton	2	0	2	1	8	1	1	0	0	0	0	0	0	0	0	0	0	0	0	0
T.Mathieu	2	0	2	0	0	0	0	1	2	0	0	0	0	0	0	0	0	0	0	0
A.Hitchens	2	0	2	0	0	0	0	0	0	0	0	0	0	0	0	0	0	0	0	0
R.Fenton	1	1	2	0	0	0	0	0	1	0	0	0	0	0	0	0	0	0	0	0
C.Ward	1	0	1	0	0	0	0	0	1	0	0	0	0	0	0	0	0	0	0	0
A.Okafor	0	0	0	0	0	0	3	0	0	0	0	0	0	0	0	0	0	0	0	0
M.Kemp	0	0	0	0	0	0	0	0	0	0	0	1	0	0	0	0	0	0	0	0
A.Watts	0	0	0	0	0	0	0	0	0	0	0	1	0	0	0	0	0	0	0	0
A.Hamilton	0	0	0	0	0	0	0	0	0	0	0	0	1	0	0	0	0	0	0	0
S.Watkins	0	0	0	0	0	0	0	0	0	0	0	0	0	0	0	0	1	0	1	0
P.Mahomes	0	0	0	0	0	0	0	0	0	0	0	0	0	0	0	0	0	1	0	1
M.Hardman	0	0	0	0	0	0	0	0	0	0	0	0	0	0	0	0	0	1	0	0
C.Edwards-Helaire	0	0	0	0	0	0	0	0	0	0	0	0	0	0	0	0	0	1	0	0
<b>Total</b>	<b>50</b>	<b>9</b>	<b>59</b>	<b>4</b>	<b>29</b>	<b>7</b>	<b>8</b>	<b>1</b>	<b>9</b>	<b>0</b>	<b>0</b>	<b>2</b>	<b>2</b>	<b>0</b>	<b>0</b>	<b>0</b>	<b>1</b>	<b>3</b>	<b>1</b>	<b>1</b>

TKL = Tackle AST = Assist COMB = Combined QH=QB Hit IN = Interception PD = Pass Defense FF = Forced Fumble FR = Fumble Recovery

## Miami Dolphins

### Regular Defensive Plays

### Special Teams

### Misc

	TKL	AST	COMB	SK	/ YDS	TFL	QH	IN	PD	FF	FR	TKL	AST	FF	FR	BL	TKL	AST	FF	FR
J.Baker	5	3	8	2.5	37	2	3	0	0	0	0	0	0	0	0	0	0	0	0	0
Br.Jones	4	4	8	0	0	0	0	0	0	0	0	0	1	0	0	0	0	0	0	0
E.Rowe	6	1	7	0	0	0	0	1	2	0	0	0	0	0	0	0	0	0	0	0
R.Davis	3	2	5	0	0	0	0	0	0	0	0	0	0	0	0	0	0	0	0	0
N.Needham	3	2	5	0	0	0	0	0	0	0	0	0	0	0	0	0	0	0	0	0
C.Wilkins	2	3	5	0.5	2	0	1	0	0	0	0	0	0	0	0	0	0	0	0	0
S.Lawson	3	1	4	0	0	0	1	0	0	0	0	0	0	0	0	0	0	0	0	0
K.Grugier-Hill	3	0	3	0	0	0	0	0	0	0	1	0	0	0	0	0	0	0	0	0
Z.Sieler	3	0	3	0	0	3	0	0	0	0	0	0	0	0	0	0	0	0	0	0
By.Jones	2	1	3	0	0	0	0	1	1	1	0	0	0	0	0	0	0	0	0	0
A.Van Ginkel	2	0	2	0	0	1	1	0	1	0	0	0	0	0	0	0	0	0	0	0
B.McCain	2	0	2	0	0	0	0	0	0	0	0	0	0	0	0	0	0	0	0	0
E.Ogbah	1	0	1	0	0	0	1	0	0	0	1	0	0	0	0	0	0	0	0	0
X.Howard	0	1	1	0	0	0	0	1	1	0	0	0	0	0	0	0	0	0	0	0
N.Holley	0	0	0	0	0	0	0	0	0	0	0	1	1	0	0	0	0	0	0	0
J.Grant	0	0	0	0	0	0	0	0	0	0	0	0	0	0	0	0	1	0	0	0
<b>Total</b>	<b>39</b>	<b>18</b>	<b>57</b>	<b>3</b>	<b>39</b>	<b>6</b>	<b>7</b>	<b>3</b>	<b>5</b>	<b>1</b>	<b>2</b>	<b>1</b>	<b>2</b>	<b>0</b>	<b>0</b>	<b>0</b>	<b>1</b>	<b>0</b>	<b>0</b>	<b>0</b>



## First Half Summary

## TIME OF POSSESSION

Chiefs	14:11
Dolphins	15:49

Team	Qtr	Time	Play Description (Extra Point) (Drive Info)	Visitor	Home
Dolphins	1	1:35	M.Gesicki 7 yd. pass from T.Tagovailoa (J.Sanders kick) (7-44, 3:15)	0	7
Dolphins	2	10:14	J.Sanders 31 yd. Field Goal (10-34, 5:23)	0	10
Chiefs	2	8:10	T.Hill 32 yd. run (H.Butker kick) (4-75, 2:04)	7	10
Chiefs	2	0:37	T.Kelce 6 yd. pass from P.Mahomes (H.Butker kick) (9-74, 2:15)	14	10

	Kansas City Chiefs	Miami Dolphins
<b>TOTAL FIRST DOWNS</b>	13	9
First Downs Rushing-Passing-by Penalty	4 - 8 - 1	1 - 7 - 1
<b>THIRD DOWN EFFICIENCY</b>	2-4-50%	4-9-44%
<b>TOTAL NET YARDS</b>	201	143
Total Offensive Plays	29	34
<b>NET YARDS RUSHING</b>	64	33
<b>NET YARDS PASSING</b>	137	110
Gross Yards Passing	172	125
Times thrown-yards lost attempting to pass	2-35	2-15
<b>Pass Attempts-Completions-Had Intercepted</b>	19 - 13 - 2	20 - 11 - 1
<b>Punts-Number and Average</b>	2 - 49.5	2 - 48
<b>Penalties-Number and Yards</b>	2 - 20	2 - 20
<b>Fumbles-Number and Lost</b>	1 - 0	1 - 0
<b>Red Zone Efficiency</b>	1-1-100%	1-2-50%
<b>Average Drive Start</b>	KC 25	MIA 36

Kansas City Chiefs										Miami Dolphins															
RUSHING					ATT	YDS	AVG	LG	TD	RUSHING					ATT	YDS	AVG	LG	TD						
T.Hill					1	32	32.0	32	1	D.Washington					9	22	2.4	7	0						
L.Bell					2	21	10.5	13	0	T.Tagovailoa					2	9	4.5	7	0						
P.Mahomes					3	9	3.0	6	0	L.Bowden					1	2	2.0	2	0						
C.Edwards-Helaire					2	2	1.0	2	0																
Total					8	64	8.0	32	1	Total					12	33	2.8	7	0						
PASSING					ATT	CMP	YDS	SK/YD	TD	LG	IN	RT	PASSING					ATT	CMP	YDS	SK/YD	TD	LG	IN	RT
P.Mahomes					19	13	172	2/35	1	37	2	74.8	T.Tagovailoa					19	11	125	2/15	1	18	1	73.4
													L.Bowden					1	0	0	0/0	0	0	0	39.6
Total					19	13	172	2/35	1	37	2	74.8	Total					20	11	125	2/15	1	18	1	69.8
PASS RECEIVING					TAR	REC	YDS	AVG	LG	TD	PASS RECEIVING					TAR	REC	YDS	AVG	LG	TD				
T.Kelce					7	6	76	12.7	21	1	J.Grant					5	3	32	10.7	18	0				
S.Watkins					3	2	52	26.0	37	0	L.Bowden					3	2	30	15.0	16	0				
C.Edwards-Helaire					3	2	17	8.5	16	0	M.Gesicki					2	2	21	10.5	14	1				
L.Bell					3	2	14	7.0	9	0	M.Hollins					2	2	19	9.5	10	0				
D.Robinson					1	1	13	13.0	13	0	A.Shaheen					1	1	16	16.0	16	0				
T.Hill					1	0	0	0.0	0	0	D.Washington					3	1	7	7.0	7	0				
A.Sherman					1	0	0	0.0	0	0	D.Parker					2	0	0	0.0	0	0				
											A.Callaway					1	0	0	0.0	0	0				
Total					19	13	172	13.2	37	1	Total					19	11	125	11.4	18	1				

[illegible]

**12/13/2020 at Hard Rock Stadium**

## First Half Summary

[illegible]

Play By Play

First Quarter

12/13/2020

KC wins the coin toss and elects to defer. MIA elects to Receive, and KC elects to defend the west goal.

H.Butker kicks 65 yards from KC 35 to end zone, Touchback.

Miami Dolphins at 15:00

- 1-10-MIA 25 (15:00) (Shotgun) T.Tagovailoa pass incomplete deep left to D.Parker (B.Breeland).
- 2-10-MIA 25 (14:53) (Shotgun) D.Washington right guard to MIA 26 for 1 yard (T.Kpassagnon).
- 3-9-MIA 26 (14:15) (Shotgun) T.Tagovailoa pass incomplete deep middle to J.Grant [A.Okafor].
- 4-9-MIA 26 (14:09) M.Haack punts 54 yards to KC 20, Center-B.Ferguson, fair catch by M.Hardman.

Kansas City Chiefs at 14:02

- 1-10-KC 20 (14:02) C.Edwards-Helaire right tackle to KC 22 for 2 yards (R.Davis).
- 2-8-KC 22 (13:25) (Shotgun) P.Mahomes right end to KC 28 for 6 yards (Br.Jones).
- 3-2-KC 28 (12:43) (Shotgun) P.Mahomes scrambles right end to KC 31 for 3 yards (K.Grugier-Hill). R1
- 1-10-KC 31 (11:58) (Shotgun) P.Mahomes pass short left to C.Edwards-Helaire to KC 32 for 1 yard (S.Lawson).
- 2-9-KC 32 (11:17) (Shotgun) P.Mahomes pass short left to C.Edwards-Helaire pushed ob at KC 48 for 16 yards (Br.Jones). P2
- 1-10-KC 48 (10:46) P.Mahomes pass deep right to T.Kelce ran ob at MIA 35 for 17 yards (J.Baker). P3
- 1-10-MIA 35 (10:09) (Shotgun) L.Bell up the middle to MIA 22 for 13 yards (B.McCain). R4
- 1-10-MIA 22 (9:31) (Shotgun) L.Bell left guard to MIA 18 for 4 yards (Z.Sieler).
- PENALTY on KC, Illegal Shift, 5 yards, enforced at MIA 22 - No Play.*
- 1-15-MIA 27 (9:08) (Shotgun) P.Mahomes pass short right intended for T.Kelce INTERCEPTED by By.Jones (A.Van Ginkel) at MIA 23. By.Jones to MIA 38 for 15 yards (S.Watkins, P.Mahomes). FUMBLES (S.Watkins), recovered by MIA-E.Ogbah at MIA 43.

Miami Dolphins at 8:56

- 1-10-MIA 43 (8:56) (Shotgun) D.Washington up the middle to 50 for 7 yards (F.Clark).
- 2-3-50 (8:32) (No Huddle, Shotgun) T.Tagovailoa pass short left to A.Shaheen to KC 34 for 16 yards (L.Sneed). P1
- 1-10-KC 34 (7:52) (Shotgun) L.Bowden pass incomplete deep left to D.Washington [A.Okafor].
- 2-10-KC 34 (7:43) (Shotgun) T.Tagovailoa scrambles left end ran ob at KC 27 for 7 yards (T.Wharton).
- 3-3-KC 27 (7:04) (Shotgun) T.Tagovailoa pass incomplete short middle to L.Bowden (B.Breeland).
- 4-3-KC 27 (7:01) J.Sanders 45 yard field goal is No Good, Wide Right, Center-B.Ferguson, Holder-M.Haack.

Kansas City Chiefs at 6:56

- 1-10-KC 35 (6:56) (Shotgun) P.Mahomes FUMBLES (Aborted) at KC 30, touched at KC 29, and recovers at KC 26.
- 2-19-KC 26 (6:16) (Shotgun) P.Mahomes pass short middle to T.Kelce to KC 33 for 7 yards (A.Van Ginkel).
- 3-12-KC 33 (5:41) (Shotgun) P.Mahomes sacked at KC 3 for -30 yards (J.Baker).
- 4-42-KC 3 (4:59) T.Townsend punts 41 yards to KC 44, Center-J.Winchester, out of bounds.

Miami Dolphins at 4:50

- 1-10-KC 44 (4:50) D.Washington left guard to KC 43 for 1 yard (A.Hitchens).
- 2-9-KC 43 (4:25) (No Huddle, Shotgun) D.Washington left tackle to KC 45 for -2 yards (M.Danna).
- 3-11-KC 45 (3:47) (Shotgun) T.Tagovailoa pass short left to M.Gesicki to KC 31 for 14 yards (L.Sneed). P2
- 1-10-KC 31 (3:15) (No Huddle, Shotgun) D.Washington up the middle to KC 25 for 6 yards (W.Gay).
- 2-4-KC 25 (2:31) T.Tagovailoa pass incomplete short left.
- 3-4-KC 25 (2:27) (Shotgun) T.Tagovailoa pass short middle to J.Grant to KC 7 for 18 yards (J.Thornhill). P3
- 1-7-KC 7 (1:42) (Shotgun) T.Tagovailoa pass short left to M.Gesicki for 7 yards, TOUCHDOWN. P4
- J.Sanders extra point is GOOD, Center-B.Ferguson, Holder-M.Haack.

KC 0 MIA 7, 7 plays, 44 yards, 3:15 drive, 13:25 elapsed

J.Sanders kicks 65 yards from MIA 35 to end zone, Touchback.

Kansas City Chiefs at 1:35

- 1-10-KC 25 (1:35) (Shotgun) P.Mahomes pass deep middle to S.Watkins to MIA 38 for 37 yards (E.Rowe; N.Needham) [S.Lawson]. P5
- 1-10-MIA 38 (:52) (Shotgun) P.Mahomes pass short right intended for C.Edwards-Helaire INTERCEPTED by E.Rowe at MIA 31. E.Rowe to KC 47 for 22 yards (M.Hardman; C.Edwards-Helaire).

Miami Dolphins at 0:37

- 1-10-KC 47 (:37) D.Washington left tackle to KC 45 for 2 yards (D.Nnadi).

END OF QUARTER

	Score	Time Poss	First Downs				Efficiencies	
			R	P	X	T	3 Down	4 Down
Kansas City Chiefs	0	8:10	2	3	0	5	1/2	0/0
Miami Dolphins	7	6:50	0	4	0	4	2/4	0/0

## Second Quarter

12/13/2020

## Play By Play

Miami Dolphins continued.

2-8-KC 45	(15:00) (Shotgun) T.Tagovailoa pass short left to D.Washington to KC 38 for 7 yards (D.Nnadi).	
3-1-KC 38	(14:34) (No Huddle, Shotgun) D.Washington left guard to KC 36 for 2 yards (C.Jones).	R5
<u>1-10-KC 36</u>	(13:58) (No Huddle, Shotgun) T.Tagovailoa pass short middle to M.Gesicki to KC 20 for 16 yards (T.Mathieu).	
	<i>PENALTY on MIA-J.Davis, Ineligible Downfield Pass, 5 yards, enforced at KC 36 - No Play.</i>	
1-15-KC 41	(13:30) (Shotgun) T.Tagovailoa pass incomplete short left to D.Washington.	
2-15-KC 41	(13:24) (Shotgun) T.Tagovailoa pass short right to M.Hollins to KC 31 for 10 yards (C.Ward, D.Sorensen).	
3-5-KC 31	(12:42) (Shotgun) T.Tagovailoa pass short left to L.Bowden pushed ob at KC 17 for 14 yards (T.Mathieu).	P6
<u>1-10-KC 17</u>	(12:00) (Shotgun) L.Bowden scrambles up the middle to KC 15 for 2 yards (W.Gay).	
2-8-KC 15	(11:11) (Shotgun) T.Tagovailoa pass short right to J.Grant to KC 13 for 2 yards (L.Sneed).	
3-6-KC 13	(10:23) (Shotgun) T.Tagovailoa pass incomplete short right to D.Parker.	
4-6-KC 13	<b>(10:18) J.Sanders 31 yard field goal is GOOD, Center-B.Ferguson, Holder-M.Haack.</b>	

KC 0 MIA 10, 10 plays, 34 yards, 5:23 drive, 4:46 elapsed

J.Sanders kicks 65 yards from MIA 35 to end zone, Touchback.

## Kansas City Chiefs at 10:14

1-10-KC 25	(10:14) (Shotgun) P.Mahomes pass short middle to T.Kelce to KC 46 for 21 yards (E.Rowe). MIA-B.McCain was injured during the play.	P6
<u>1-10-KC 46</u>	(9:45) (Shotgun) P.Mahomes pass short left to T.Kelce to MIA 45 for 9 yards (S.Lawson).	
2-1-MIA 45	(9:04) (Shotgun) P.Mahomes pass short right to D.Robinson to MIA 32 for 13 yards (N.Needham).	P7
<u>1-10-MIA 32</u>	<b>(8:18) T.Hill right end for 32 yards, TOUCHDOWN.</b>	R8
	H.Butker extra point is GOOD, Center-J.Winchester, Holder-T.Townsend.	

KC 7 MIA 10, 4 plays, 75 yards, 2:04 drive, 6:50 elapsed

H.Butker kicks 65 yards from KC 35 to end zone, Touchback.

## Miami Dolphins at 8:10

1-10-MIA 25	(8:10) (Shotgun) T.Tagovailoa pass incomplete short left to D.Parker.	
	<i>PENALTY on KC-A.Hitchens, Unnecessary Roughness, 15 yards, enforced at MIA 25 - No Play.</i>	
	<i>Penalty on MIA-S.Kindley, Ineligible Downfield Pass, superseded.</i>	X7
<u>1-10-MIA 40</u>	(8:06) (Shotgun) D.Washington up the middle to MIA 42 for 2 yards (D.Nnadi).	
2-8-MIA 42	(7:29) (Shotgun) T.Tagovailoa sacked at MIA 35 for -7 yards (M.Danna).	
3-15-MIA 35	(6:44) (Shotgun) T.Tagovailoa scrambles up the middle to MIA 37 for 2 yards (D.Sorensen).	
4-13-MIA 37	(6:04) M.Haack punts 42 yards to KC 21, Center-B.Ferguson, downed by MIA-C.Munson.	

## Kansas City Chiefs at 5:52

1-10-KC 21	(5:52) (Shotgun) C.Edwards-Helaire right end to KC 21 for no gain (Br.Jones; J.Baker).	
2-10-KC 21	(5:19) (Shotgun) P.Mahomes sacked at KC 16 for -5 yards (J.Baker).	
3-15-KC 16	(4:33) (Shotgun) P.Mahomes pass incomplete short middle to T.Hill.	
4-15-KC 16	(4:27) T.Townsend punts 58 yards to MIA 26, Center-J.Winchester. J.Grant to MIA 22 for -4 yards (A.Hamilton; B.Niemann).	

## Miami Dolphins at 4:10

1-10-MIA 22	(4:10) (Shotgun) T.Tagovailoa pass short middle to J.Grant to MIA 34 for 12 yards (M.Pennel).	P8
<u>1-10-MIA 34</u>	(3:42) (No Huddle, Shotgun) D.Washington right guard to MIA 37 for 3 yards (C.Jones).	
2-7-MIA 37	(3:10) (No Huddle, Shotgun) T.Tagovailoa pass incomplete short left to A.Callaway [B.Niemann].	
3-7-MIA 37	(3:05) (Shotgun) T.Tagovailoa pass deep middle intended for J.Grant INTERCEPTED by T.Mathieu (R.Fenton) at KC 21. T.Mathieu to KC 26 for 5 yards (J.Grant).	

## Kansas City Chiefs at 2:52

1-10-KC 26	(2:52) (Shotgun) P.Mahomes pass incomplete short right to L.Bell.	
2-10-KC 26	(2:48) (Shotgun) P.Mahomes pass short right to T.Kelce to KC 42 for 16 yards (Br.Jones) [A.Van Ginkel].	P9
	<i>PENALTY on MIA-S.Lawson, Roughing the Passer, 15 yards, enforced at KC 42.</i>	X10
<u>1-10-MIA 43</u>	(2:20) P.Mahomes pass incomplete short right to A.Sherman.	
2-10-MIA 43	(2:10) (Shotgun) P.Mahomes pass short middle to L.Bell to MIA 34 for 9 yards (K.Grugier-Hill, Br.Jones) [E.Ogbah].	

## Two-Minute Warning

3-1-MIA 34	(2:00) (Shotgun) L.Bell left guard to MIA 26 for 8 yards (J.Baker).	R11
<u>1-10-MIA 26</u>	(1:24) (Shotgun) P.Mahomes pass short right to L.Bell to MIA 21 for 5 yards (N.Needham; Br.Jones).	
	Timeout #1 by KC at 01:17.	
2-5-MIA 21	(1:17) (Shotgun) P.Mahomes pass short middle to S.Watkins to MIA 6 for 15 yards (E.Rowe).	P12

Kansas City Chiefs vs Miami Dolphins at Hard Rock Stadium

Timeout #1 by MIA at 00:46.

1-6-MIA 6 (:46) (Shotgun) P.Mahomes pass incomplete short left to S.Watkins.

2-6-MIA 6 (:42) (Shotgun) P.Mahomes pass short right to T.Kelce for 6 yards, TOUCHDOWN.

P13

H.Butker extra point is GOOD, Center-J.Winchester, Holder-T.Townsend.

KC 14 MIA 10, 9 plays, 74 yards, 1 penalty, 2:15 drive, 14:23 elapsed

H.Butker kicks 65 yards from KC 35 to end zone, Touchback.

Miami Dolphins at 0:37

1-10-MIA 25 (:37) (Shotgun) T.Tagovailoa pass deep left to L.Bowden to MIA 41 for 16 yards (B.Breeland).

P9

Timeout #2 by MIA at 00:32.

1-10-MIA 41 (:32) (Shotgun) T.Tagovailoa pass short left to M.Hollins to 50 for 9 yards (D.Sorensen; R.Fenton).

Timeout #3 by MIA at 00:27.

2-1-50 (:27) (Shotgun) T.Tagovailoa sacked at MIA 42 for -8 yards (F.Clark).

END OF QUARTER

	Score	Time Poss	First Downs				Efficiencies	
			R	P	X	T	3 Down	4 Down
Kansas City Chiefs	14	6:01	2	5	1	8	1/2	0/0
Miami Dolphins	10	8:59	1	3	1	5	2/5	0/0



## Play By Play

## Third Quarter

12/13/2020

KC elects to Receive, and MIA elects to defend the East goal.

J.Sanders kicks 65 yards from MIA 35 to end zone, Touchback.

## Kansas City Chiefs at 15:00

1-10-KC 25	(15:00) P.Mahomes pass short left to C.Edwards-Helaire to MIA 49 for 26 yards (B.McCain). MIA-B.McCain was injured during the play. His return is Questionable.	P14
<u>1-10-MIA 49</u>	(14:36) (Shotgun) C.Edwards-Helaire left guard to MIA 44 for 5 yards (R.Davis; J.Baker).	
2-5-MIA 44	<b>(13:58) (Shotgun) P.Mahomes pass deep middle to T.Hill for 44 yards, TOUCHDOWN.</b>	P15
	H.Butker extra point is GOOD, Center-J.Winchester, Holder-T.Townsend.	

**KC 21 MIA 10, 3 plays, 75 yards, 1:10 drive, 1:10 elapsed**

H.Butker kicks 65 yards from KC 35 to end zone, Touchback.

## Miami Dolphins at 13:50

1-10-MIA 25	(13:50) (Shotgun) D.Washington right guard to MIA 30 for 5 yards (D.Nnadi).	
2-5-MIA 30	(13:11) (Shotgun) T.Tagovailoa pass incomplete short right to A.Callaway.	
3-5-MIA 30	(13:08) (Shotgun) T.Tagovailoa pass incomplete short middle to M.Hollins.	
4-5-MIA 30	<b>(13:04) M.Haack punts 37 yards to KC 33, Center-B.Ferguson. M.Hardman for 67 yards, TOUCHDOWN.</b>	

## Kansas City Chiefs at 12:48

H.Butker extra point is GOOD, Center-J.Winchester, Holder-T.Townsend.

**KC 28 MIA 10, 0 plays, 67 yards, 0:00 drive , 2:12 elapsed**

H.Butker kicks 65 yards from KC 35 to end zone, Touchback.

## Miami Dolphins at 12:48

1-10-MIA 25	(12:48) (Shotgun) T.Tagovailoa pass incomplete short middle.	
2-10-MIA 25	(12:44) (No Huddle, Shotgun) T.Tagovailoa pass short left to D.Smythe to MIA 35 for 10 yards (L.Sneed).	P10
<u>1-10-MIA 35</u>	(12:13) (No Huddle, Shotgun) T.Tagovailoa pass incomplete short right to M.Gesicki.	
2-10-MIA 35	(12:08) (No Huddle, Shotgun) T.Tagovailoa pass short middle to D.Washington to MIA 45 for 10 yards (A.Hitchens).	P11
<u>1-10-MIA 45</u>	(11:38) (No Huddle, Shotgun) D.Washington right guard to MIA 47 for 2 yards (M.Pennel; T.Kpassagnon).	
2-8-MIA 47	(10:58) (Shotgun) T.Tagovailoa pass incomplete short middle to A.Shaheen.	
3-8-MIA 47	(10:53) (Shotgun) T.Tagovailoa scrambles left end ran ob at 50 for 3 yards (B.Breeland).	
4-5-50	(10:29) M.Haack punts 50 yards to end zone, Center-B.Ferguson, Touchback.	

## Kansas City Chiefs at 10:20

1-10-KC 20	(10:20) (Shotgun) C.Edwards-Helaire up the middle to KC 29 for 9 yards (N.Needham).	
2-1-KC 29	(9:43) (Shotgun) C.Edwards-Helaire left tackle to KC 27 for -2 yards (A.Van Ginkel, S.Lawson).	
	Timeout #1 by KC at 08:57.	
3-3-KC 27	(8:57) (Shotgun) P.Mahomes pass short right to T.Kelce to MIA 45 for 28 yards (Br.Jones).	P16
<u>1-10-MIA 45</u>	(8:14) (Shotgun) C.Edwards-Helaire left tackle to MIA 42 for 3 yards (R.Davis, C.Wilkins).	
2-7-MIA 42	(7:32) (Shotgun) P.Mahomes pass short right to M.Hardman to MIA 16 for 26 yards (By.Jones). FUMBLES (By.Jones), RECOVERED by MIA-K.Grugier-Hill at MIA 7.	

## Miami Dolphins at 7:23

1-10-MIA 7	(7:23) (Shotgun) T.Tagovailoa pass short middle to L.Bowden to MIA 6 for -1 yards (M.Danna, B.Breeland). MIA-A.Jackson was injured during the play.	
2-11-MIA 6	<b>(6:58) (Shotgun) T.Tagovailoa sacked in End Zone for -6 yards, SAFETY (C.Jones).</b>	

**KC 30 MIA 10, Safety, 8:08 elapsed**

M.Haack kicks 49 yards from MIA 20 to KC 31. M.Hardman to KC 46 for 15 yards (N.Holley; Br.Jones).

Timeout #1 by MIA at 06:47.

## Kansas City Chiefs at 6:52, (1st play from scrimmage 6:47)

1-10-KC 46	(6:47) (Shotgun) C.Edwards-Helaire left tackle to KC 45 for -1 yards (Z.Sieler).	
2-11-KC 45	(6:12) (Shotgun) P.Mahomes pass short right to M.Hardman to 50 for 5 yards (E.Ogbah).	
3-6-50	(5:33) (Shotgun) P.Mahomes pass incomplete deep left to T.Hill.	
4-6-50	(5:27) <i>(Punt formation) PENALTY on KC-W.Gay, False Start, 5 yards, enforced at 50 - No Play.</i>	
4-11-KC 45	(5:27) T.Townsend punts 48 yards to MIA 7, Center-J.Winchester. A.Callaway to MIA 18 for 11 yards (M.Kemp).	

## Miami Dolphins at 5:17

1-10-MIA 18	(5:17) D.Washington left guard to MIA 25 for 7 yards (B.Niemann).	
2-3-MIA 25	(4:41) T.Tagovailoa pass incomplete short right to M.Hollins (C.Ward). KC-C.Ward was injured during the play. His return is Probable.	

Kansas City Chiefs vs Miami Dolphins at Hard Rock Stadium

3-3-MIA 25	(4:37) (Shotgun) T.Tagovailoa pass short left to L.Bowden pushed ob at MIA 36 for 11 yards (J.Thornhill).	P12
<u>1-10-MIA 36</u>	(4:12) (No Huddle, Shotgun) T.Tagovailoa pass short right to L.Bowden to MIA 47 for 11 yards (M.Pennel; D.Sorensen).	P13
<u>1-10-MIA 47</u>	(3:45) (No Huddle, Shotgun) P.Laird right tackle to MIA 49 for 2 yards (M.Pennel).	
2-8-MIA 49	(3:18) (No Huddle, Shotgun) T.Tagovailoa pass incomplete deep left to L.Bowden.	
3-8-MIA 49	(3:13) (Shotgun) T.Tagovailoa sacked at MIA 41 for -8 yards (T.Wharton).	
4-16-MIA 41	(2:44) M.Haack punts 51 yards to KC 8, Center-B.Ferguson, out of bounds.	

Kansas City Chiefs at 2:37

1-10-KC 8	(2:37) (Shotgun) P.Mahomes pass incomplete short right to T.Hill.	
2-10-KC 8	(2:32) (Shotgun) C.Edwards-Helaire right tackle to KC 17 for 9 yards (By.Jones; Br.Jones).	
3-1-KC 17	(1:44) (Shotgun) P.Mahomes pass deep right to T.Kelce to KC 49 for 32 yards (E.Rowe).	P17
<u>1-10-KC 49</u>	(:58) (Shotgun) C.Edwards-Helaire right guard to MIA 49 for 2 yards (R.Davis; C.Wilkins).	
2-8-MIA 49	(:17) (Shotgun) P.Mahomes pass incomplete short right to T.Kelce (E.Rowe).	
3-8-MIA 49	(:11) (Shotgun) P.Mahomes pass short middle to T.Hill to MIA 36 for 13 yards (K.Grugier-Hill).	P18

END OF QUARTER

	Score	Time Poss	First Downs				Efficiencies	
			R	P	X	T	3 Down	4 Down
Kansas City Chiefs	30	8:19	0	5	0	5	3/4	0/0
Miami Dolphins	10	6:41	0	4	0	4	1/4	0/0

## Play By Play

## Fourth Quarter

12/13/2020

Kansas City Chiefs continued.

1-10-MIA 36 (15:00) C.Edwards-Helaire left end ran ob at MIA 24 for 12 yards (By.Jones). R19

1-10-MIA 24 (14:25) (Shotgun) P.Mahomes pass deep right intended for T.Hill INTERCEPTED by X.Howard at MIA -4. Touchback.

## Miami Dolphins at 14:19

1-10-MIA 20 (14:19) (Shotgun) T.Tagovailoa pass incomplete short left to M.Hollins (B.Breeland).

2-10-MIA 20 (14:14) (No Huddle, Shotgun) T.Tagovailoa pass short left to M.Gesicki to MIA 33 for 13 yards (D.Sorensen). P14

1-10-MIA 33 (13:49) (No Huddle, Shotgun) T.Tagovailoa pass short middle to M.Perry to MIA 38 for 5 yards (L.Sneed).

2-5-MIA 38 (13:21) (No Huddle, Shotgun) T.Tagovailoa pass deep left to M.Hollins to KC 39 for 23 yards (B.Breeland). P15

1-10-KC 39 (12:45) (No Huddle, Shotgun) T.Tagovailoa pass short right to A.Shaheen ran ob at KC 29 for 10 yards (D.Sorensen). P16

1-10-KC 29 (12:10) (Shotgun) **T.Tagovailoa pass deep middle to M.Gesicki for 29 yards, TOUCHDOWN.** P17

J.Sanders extra point is GOOD, Center-B.Ferguson, Holder-M.Haack.

**KC 30 MIA 17, 6 plays, 80 yards, 2:16 drive, 2:57 elapsed**

J.Sanders kicks 65 yards from MIA 35 to end zone, Touchback.

## Kansas City Chiefs at 12:03

1-10-KC 25 (12:03) (Shotgun) C.Edwards-Helaire right tackle to KC 29 for 4 yards (C.Wilkins).

2-6-KC 29 (11:29) (Shotgun) P.Mahomes pass short right to C.Edwards-Helaire to KC 34 for 5 yards (E.Rowe).

3-1-KC 34 (10:54) (Shotgun) *PENALTY on KC-N.Keizer, False Start, 5 yards, enforced at KC 34 - No Play.*

3-6-KC 29 (10:54) (Shotgun) P.Mahomes sacked at KC 25 for -4 yards (sack split by J.Baker and C.Wilkins).

4-10-KC 25 (10:20) T.Townsend punts 51 yards to MIA 24, Center-J.Winchester. A.Callaway to MIA 25 for 1 yard (A.Watts).

## Miami Dolphins at 10:07

1-10-MIA 25 (10:07) (Shotgun) T.Tagovailoa pass short left to M.Gesicki to MIA 27 for 2 yards (D.Sorensen). MIA-M.Gesicki was injured during the play. His return is Questionable.

2-8-MIA 27 (9:53) (Shotgun) P.Laird up the middle to MIA 36 for 9 yards (T.Kpassagnon). R18

1-10-MIA 36 (9:22) (No Huddle, Shotgun) T.Tagovailoa pass short left to M.Hollins to MIA 42 for 6 yards (B.Breeland).

2-4-MIA 42 (8:57) (No Huddle, Shotgun) T.Tagovailoa pass short middle to L.Bowden to KC 49 for 9 yards (R.Fenton). P19

1-10-KC 49 (8:28) (No Huddle, Shotgun) T.Tagovailoa pass incomplete deep left to M.Hollins (T.Mathieu).

2-10-KC 49 (8:23) (Shotgun) T.Tagovailoa pass short middle to D.Smythe to KC 40 for 9 yards (B.Niemann).

3-1-KC 40 (8:04) (No Huddle, Shotgun) P.Laird up the middle to KC 37 for 3 yards (B.Niemann). R20

1-10-KC 37 (7:37) (No Huddle, Shotgun) T.Tagovailoa pass incomplete deep right to M.Perry (L.Sneed) [A.Okafor].

2-10-KC 37 (7:32) (Shotgun) T.Tagovailoa pass short middle to M.Hollins to KC 19 for 18 yards (L.Sneed). P21

1-10-KC 19 (7:10) (No Huddle, Shotgun) P.Laird left guard to KC 14 for 5 yards (M.Danna).

2-5-KC 14 (6:38) (No Huddle, Shotgun) T.Tagovailoa pass short middle to P.Laird to KC 10 for 4 yards (L.Sneed).

3-1-KC 10 (6:11) (No Huddle, Shotgun) T.Tagovailoa scrambles left end ran ob at KC 8 for 2 yards (C.Jones). R22

1-8-KC 8 (5:38) (No Huddle, Shotgun) T.Tagovailoa pass short middle to P.Laird to KC 4 for 4 yards (B.Niemann).

*PENALTY on KC-F.Clark, Defensive Offside, 4 yards, enforced at KC 8 - No Play.*

1-4-KC 4 (5:16) (Shotgun) T.Tagovailoa pass incomplete short left to A.Shaheen.

*PENALTY on KC-D.Sorensen, Defensive Pass Interference, 3 yards, enforced at KC 4 - No Play.*

X23

1-1-KC 1 (5:12) J.Davenport reported in as eligible. D.Washington right guard to KC 2 for -1 yards (B.Niemann, W.Gay).

2-2-KC 2 (4:30) J.Davenport and C.Wilkins reported in as eligible. T.Tagovailoa pass incomplete short middle to A.Shaheen.

*PENALTY on KC-A.Hitchens, Defensive Pass Interference, 1 yard, enforced at KC 2 - No Play.*

X24

1-1-KC 1 (4:26) **T.Tagovailoa up the middle for 1 yard, TOUCHDOWN.** R25

J.Sanders extra point is GOOD, Center-B.Ferguson, Holder-M.Haack.

**KC 30 MIA 24, 14 plays, 75 yards, 3 penalties, 5:52 drive, 10:45 elapsed**

J.Sanders kicks 65 yards from MIA 35 to end zone, Touchback.

## Kansas City Chiefs at 4:15

1-10-KC 25 (4:15) (Shotgun) C.Edwards-Helaire right guard to KC 25 for no gain (C.Wilkins).

2-10-KC 25 (3:33) (Shotgun) P.Mahomes pass short left to C.Edwards-Helaire to KC 36 for 11 yards (N.Needham, X.Howard). P20

*PENALTY on MIA-X.Howard, Face Mask (15 Yards), 15 yards, enforced at KC 36.*

X21

1-10-MIA 49 (3:27) (Shotgun) C.Edwards-Helaire up the middle to MIA 49 for no gain (S.Lawson).

Timeout #2 by MIA at 03:22.

2-10-MIA 49 (3:22) (Shotgun) P.Mahomes pass short left to M.Hardman to MIA 40 for 9 yards (E.Rowe).

Kansas City Chiefs vs Miami Dolphins at Hard Rock Stadium

Timeout #3 by MIA at 03:15.

3-1-MIA 40 (3:15) (Shotgun) C.Edwards-Helaire left guard to MIA 40 for no gain (R.Davis).

Timeout #2 by KC at 02:31.

4-1-MIA 40 (2:31) (Shotgun) P.Mahomes pass short right to T.Hill pushed ob at MIA 18 for 22 yards (E.Rowe).

P22

1-10-MIA 18 (2:25) C.Edwards-Helaire right tackle to MIA 21 for -3 yards (Z.Sieler).

Two-Minute Warning

2-13-MIA 21 (2:00) C.Edwards-Helaire left end to MIA 29 for -8 yards (Z.Sieler).

Penalty on KC, Illegal Shift, declined.

3-21-MIA 29 (1:56) (Shotgun) P.Mahomes scrambles right end to MIA 28 for 1 yard (J.Baker).

4-20-MIA 28 (1:12) H.Butker 46 yard field goal is GOOD, Center-J.Winchester, Holder-T.Townsend.

KC 33 MIA 24, 10 plays, 47 yards, 1 penalty, 3:07 drive, 13:52 elapsed

H.Butker kicks 65 yards from KC 35 to end zone, Touchback.

Miami Dolphins at 1:08

1-10-MIA 25 (1:08) (Shotgun) T.Tagovailoa scrambles up the middle to MIA 34 for 9 yards (T.Mathieu).

2-1-MIA 34 (:48) (No Huddle, Shotgun) T.Tagovailoa pass incomplete short middle to D.Smythe (C.Jones).

3-1-MIA 34 (:42) (Shotgun) T.Tagovailoa pass incomplete deep right to M.Hollins.

PENALTY on KC-C.Ward, Defensive Pass Interference, 18 yards, enforced at MIA 34 - No Play.

X26

1-10-KC 48 (:36) (No Huddle, Shotgun) T.Tagovailoa pass deep middle to L.Bowden to KC 26 for 22 yards (J.Thornhill).

P27

1-10-KC 26 (:22) (No Huddle) T.Tagovailoa spiked the ball to stop the clock.

2-10-KC 26 (:21) J.Sanders 44 yard field goal is GOOD, Center-B.Ferguson, Holder-M.Haack.

KC 33 MIA 27, 5 plays, 49 yards, 1 penalty, 0:52 drive, 14:44 elapsed

J.Sanders kicks onside 10 yards from MIA 35 to MIA 45. D.Robinson to MIA 45 for no gain (N.Holley).

Kansas City Chiefs at 0:16, (1st play from scrimmage 0:15)

1-10-MIA 45 (:15) P.Mahomes kneels to MIA 46 for -1 yards.

END OF QUARTER

	Score	Time	First Downs				Efficiencies	
		Poss	R	P	X	T	3 Down	4 Down
Kansas City Chiefs	33	6:00	1	2	1	4	0/3	1/1
Miami Dolphins	27	9:00	4	7	3	14	2/2	0/0

# Miscellaneous Statistics Report

## Kansas City Chiefs vs Miami Dolphins 12/13/2020 at Hard Rock Stadium

### Ten Longest Plays for Kansas City Chiefs

Yards	Qtr	Play Start	Play Description
44	3	2-5-MIA 44	(13:58) (Shotgun) P.Mahomes pass deep middle to T.Hill for 44 yards, TOUCHDOWN.
37	1	1-10-KC 25	(1:35) (Shotgun) P.Mahomes pass deep middle to S.Watkins to MIA 38 for 37 yards (E.Rowe; N.Needham) [S.Lawson].
32	2	1-10-MIA 32	(8:18) T.Hill right end for 32 yards, TOUCHDOWN.
32	3	3-1-KC 17	(1:44) (Shotgun) P.Mahomes pass deep right to T.Kelce to KC 49 for 32 yards (E.Rowe).
31	2	2-10-KC 26	(2:48) (Shotgun) P.Mahomes pass short right to T.Kelce to KC 42 for 16 yards (Br.Jones) [A.Van Ginkel]. PENALTY on MIA-S.Lawson, Roughing the Passer, 15 yards, enforced at KC 42.
28	3	3-3-KC 27	(8:57) (Shotgun) P.Mahomes pass short right to T.Kelce to MIA 45 for 28 yards (Br.Jones).
26	3	1-10-KC 25	(15:00) P.Mahomes pass short left to C.Edwards-Helaire to MIA 49 for 26 yards (B.McCain). MIA-B.McCain was injured during the play. His return is Questionable.
26	4	2-10-KC 25	(3:33) (Shotgun) P.Mahomes pass short left to C.Edwards-Helaire to KC 36 for 11 yards (N.Needham, X.Howard). PENALTY on MIA-X.Howard, Face Mask (15 Yards), 15 yards, enforced at KC 36.
22	4	4-1-MIA 40	(2:31) (Shotgun) P.Mahomes pass short right to T.Hill pushed ob at MIA 18 for 22 yards (E.Rowe).
21	2	1-10-KC 25	(10:14) (Shotgun) P.Mahomes pass short middle to T.Kelce to KC 46 for 21 yards (E.Rowe). MIA-B.McCain was injured during the play.

### Ten Longest Plays for Miami Dolphins

Yards	Qtr	Play Start	Play Description
29	4	1-10-KC 29	(12:10) (Shotgun) T.Tagovailoa pass deep middle to M.Gesicki for 29 yards, TOUCHDOWN.
23	4	2-5-MIA 38	(13:21) (No Huddle, Shotgun) T.Tagovailoa pass deep left to M.Hollins to KC 39 for 23 yards (B.Breeland).
22	4	1-10-KC 48	(:36) (No Huddle, Shotgun) T.Tagovailoa pass deep middle to L.Bowden to KC 26 for 22 yards (J.Thornhill).
18	1	3-4-KC 25	(2:27) (Shotgun) T.Tagovailoa pass short middle to J.Grant to KC 7 for 18 yards (J.Thornhill).
18	4	2-10-KC 37	(7:32) (Shotgun) T.Tagovailoa pass short middle to M.Hollins to KC 19 for 18 yards (L.Sneed).
16	1	2-3-50	(8:32) (No Huddle, Shotgun) T.Tagovailoa pass short left to A.Shaheen to KC 34 for 16 yards (L.Sneed).
16	2	1-10-MIA 25	(:37) (Shotgun) T.Tagovailoa pass deep left to L.Bowden to MIA 41 for 16 yards (B.Breeland).
14	1	3-11-KC 45	(3:47) (Shotgun) T.Tagovailoa pass short left to M.Gesicki to KC 31 for 14 yards (L.Sneed).
14	2	3-5-KC 31	(12:42) (Shotgun) T.Tagovailoa pass short left to L.Bowden pushed ob at KC 17 for 14 yards (T.Mathieu).
13	4	2-10-MIA 20	(14:14) (No Huddle, Shotgun) T.Tagovailoa pass short left to M.Gesicki to MIA 33 for 13 yards (D.Sorensen).

### Touchdown Scoring Information

		Offense	Defense	Special Teams
<b>VISITOR</b>	Kansas City Chiefs	3	0	1
<b>HOME</b>	Miami Dolphins	3	0	0

### Player Scoring Information

Club	Player	TD	Rush TD	Rec TD	KO TD	Punt TD	Int TD	Fum TD	Misc TD	FG	XP	2Pt Rush	2Pt Rec	Sfty	Points
KC	T.Hill	0	1	1	0	0	0	0	0	0	0	0	0	0	12
KC	H.Butker	0	0	0	0	0	0	0	0	1	4	0	0	0	7
KC	T.Kelce	0	0	1	0	0	0	0	0	0	0	0	0	0	6
KC	M.Hardman	0	0	0	0	1	0	0	0	0	0	0	0	0	6
KC	C.Jones	0	0	0	0	0	0	0	0	0	0	0	0	1	2
MIA	M.Gesicki	0	0	2	0	0	0	0	0	0	0	0	0	0	12
MIA	J.Sanders	0	0	0	0	0	0	0	0	2	3	0	0	0	9
MIA	T.Tagovailoa	0	1	0	0	0	0	0	0	0	0	0	0	0	6

### Possession Detail

	First Half		Second Half		Game	
	Visitor	Home	Visitor	Home	Visitor	Home
Largest Lead	4	10	20	0	20	10
Drives Leading	0	3	7	0	7	3
Time of Possession Leading	0:00	8:59	14:19	0:00	14:19	8:59
Largest Deficit	-10	-4	0	-20	-10	-20
Drives Trailing	4	1	0	7	4	8
Time of Possession Trailing	6:59	0:37	0:00	15:41	6:59	16:18
Times Score Tied Up		0		0		0
Lead Changes		2		0		2



# Playtime Percentage

Percent of playtime per player on offense, defense and special teams

## Kansas City Chiefs

## Miami Dolphins

		Offense		Defense		Special Teams				Offense		Defense		Special Teams	
E Fisher	T	62	100%			5	15%	J Davis	T	83	100%			6	18%
N Allegretti	G	62	100%			5	15%	T Karras	C	83	100%			6	18%
A Wylie	T	62	100%			5	15%	R Hunt	T	83	100%			6	18%
A Reiter	C	62	100%			5	15%	S Kindley	G	83	100%				
P Mahomes	QB	62	100%					T Tagovailoa	QB	83	100%				
T Hill	WR	57	92%					A Jackson	T	75	90%			6	18%
T Kelce	TE	56	90%					L Bowden	RB	59	71%				
S Watkins	WR	54	87%					M Gesicki	TE	43	52%				
C Edwards-Helaire	RB	46	74%					P Laird	RB	42	51%				
M Remmers	T	38	61%					M Hollins	WR	40	48%			22	67%
D Robinson	WR	33	53%			4	12%	D Washington	RB	39	47%				
Y Durant	T	24	39%			5	15%	A Shaheen	TE	37	45%				
M Hardman	WR	19	31%			18	55%	D Smythe	TE	36	43%			18	55%
N Keizer	TE	12	19%			17	52%	M Perry	RB	33	40%				
L Bell	RB	11	18%					J Grant	WR	31	37%			5	15%
D Yelder	TE	8	13%			5	15%	D Parker	WR	27	33%				
A Sherman	RB	5	8%			22	67%	A Callaway	WR	22	27%			2	6%
D Williams	RB	5	8%			3	9%	J Davenport	T	11	13%			6	18%
M Kemp	WR	4	6%			22	67%	C Wilkins	DE	3	4%	43	69%	14	42%
D Sorensen	FS			83	100%	12	36%	B Jones	CB			62	100%	9	27%
T Mathieu	SS			83	100%			E Rowe	SS			62	100%		
B Breeland	CB			80	96%			X Howard	CB			62	100%		
B Niemann	LB			75	90%	17	52%	J Baker	LB			61	98%		
L Sneed	CB			59	71%	4	12%	S Lawson	LB			58	94%	5	15%
C Jones	DT			59	71%	1	3%	E Ogbah	DE			49	79%	5	15%
C Ward	CB			55	66%			N Needham	CB			46	74%	4	12%
F Clark	DE			52	63%			R Davis	NT			41	66%	5	15%
T Kpassagnon	DE			50	60%	11	33%	K Grugier-Hill	LB			37	60%	21	64%
T Wharton	DT			47	57%	5	15%	B Jones	FS			34	55%	16	48%
A Hitchens	LB			45	54%	6	18%	B McCain	FS			32	52%	3	9%
A Okafor	DE			44	53%			A Van Ginkel	LB			31	50%	27	82%
R Fenton	CB			39	47%	11	33%	Z Sieler	DE			25	40%	5	15%
J Thornhill	FS			39	47%	10	30%	K Frazier	FS			24	39%	22	67%
M Danna	DE			32	39%	6	18%	C Fejedelem	SS			7	11%	27	82%
D Nnadi	NT			28	34%	6	18%	S Eguavoen	LB			6	10%	19	58%
M Pennel	NT			26	31%	6	18%	J Strowbridge	DE			1	2%	3	9%
W Gay	LB			17	20%	16	48%	N Igbिनoghene	CB					24	73%
A Watts	SS					28	85%	C Munson	LB					16	48%
A Hamilton	CB					28	85%	N Holley	DB					14	42%
C Lammons	CB					25	76%	J Sanders	K					12	36%
H Butker	K					11	33%	M Haack	P					12	36%
D Harris	LB					11	33%	B Ferguson	LS					11	33%
D Thompson	RB					10	30%	C Myarick	TE					6	18%
T Townsend	P					9	27%	M Deiter	C					6	18%
J Winchester	LS					9	27%								

SUPER BOWL LIV

# CHAMPIONS



**INDIVIDUAL PLAYER STATISTICS**

# UPDATED PLAYER BIOS




**CHAD  
HENNE**

**QUARTERBACK #4**  
**MICHIGAN**

**13<sup>TH</sup>** YEAR IN  
THE NFL

**3<sup>RD</sup>** YEAR WITH  
THE CHIEFS

HEIGHT: 6'3"  
WEIGHT: 222  
DRAFTED: UFA-18  
BIRTHDAY: 2/7/85



## CHAD HENNE'S NFL REGULAR SEASON PASSING STATISTICS

DATE	TEAM	GP	GS	ATT.	CMP.	PCT.	YDS	AVG.	TD	INT.	LG	SK	LST	RATE
2008	Dolphins	3	0	12	7	58.3	67	5.6	0	0	19	0	0	74.0
2009	Dolphins	14	13	451	274	60.8	2,878	6.4	12	14	67	26	176	75.2
2010	Dolphins	15	14	490	301	61.4	3,301	6.7	15	19	57t	30	178	75.4
2011	Dolphins	4	4	112	64	57.1	868	7.8	4	4	41	11	67	79.0
2012	Jaguars	10	6	308	166	53.9	2,084	6.8	11	11	81t	28	169	72.2
2013	Jaguars	15	13	503	305	60.6	3,241	6.4	13	14	62t	38	243	76.5
2014	Jaguars	3	3	78	42	53.8	492	6.3	3	1	63t	16	105	80.7
2015	Jaguars	0	0	0	0	0.0	0	0.0	0	0	0	0	0	0.0
2016	Jaguars	1	0	0	0	0.0	0	0.0	0	0	0	0	0	0.0
2017	Jaguars	2	0	2	0	0.0	0	0.0	0	0	0	0	0	39.6
2018	Chiefs	1	0	3	2	66.7	29	9.7	0	0	22	0	0	97.9
2019	Chiefs	0	0	0	0	0.0	0	0.0	0	0	0	0	0	0.0
2020	Chiefs	2	0	6	5	83.3	30	5.0	0	0	11	1	3	87.5
<b>TOTALS</b>		<b>70</b>	<b>53</b>	<b>1,965</b>	<b>1,166</b>	<b>59.3</b>	<b>12,990</b>	<b>6.6</b>	<b>58</b>	<b>63</b>	<b>81t</b>	<b>150</b>	<b>941</b>	<b>75.6</b>

## CHAD HENNE'S NFL REGULAR SEASON RUSHING STATISTICS

DATE	TEAM	NO.	YDS.	AVG.	LG	TD
2008	Dolphins	0	0	0.0	0	0
2009	Dolphins	16	32	2.0	12	1
2010	Dolphins	35	52	1.5	10	0
2011	Dolphins	15	112	7.5	20	1
2012	Jaguars	19	64	3.4	15	1
2013	Jaguars	27	77	2.9	14	0
2014	Jaguars	4	25	6.3	12	0
2015	Jaguars	0	0	0.0	0	0
2016	Jaguars	1	-2	-2.0	0	0
2017	Jaguars	5	-5	-1.0	0	0
2018	Chiefs	1	3	3.0	3	0
2019	Chiefs	0	0	0.0	0	0
2020	Chiefs	5	-2	-0.4	1t	1
<b>TOTALS</b>		<b>128</b>	<b>356</b>	<b>2.8</b>	<b>20</b>	<b>4</b>



# UPDATED PLAYER BIOS

## 2020 GAME-BY-GAME REGULAR SEASON STATISTICS (CHIEFS)

			PASSING											RUSHING						
DATE	OPPONENT	P/S	ATT	CMP	YDS	PCT	Y/A	Y/C	TD	INT	LG	SK/YD	RATE	ATT	YDS	LG	TD	W/L	SCORE	
09/10	Texans		DID NOT PLAY														W	34-20		
09/20	at Chargers		DID NOT PLAY														W	23-20+		
09/28	at Ravens		DID NOT PLAY														W	34-20		
10/05	Patriots		DID NOT PLAY														W	26-10		
10/11	Raiders		DID NOT PLAY														L	32-40		
10/19	at Bills		DID NOT PLAY														W	26-17		
10/25	at Broncos	P	2	2	13	100.0	6.5	6.5	0	0	11	1/3	93.8	4	-2	1t	1	W	43-16	
11/01	Jets	P	4	3	17	75.0	4.3	5.7	0	0	10	0/0	82.3	1	0	0	0	W	35-9	
11/08	Panthers		DID NOT PLAY														W	33-31		
11/22	at Raiders		DID NOT PLAY														W	35-31		
11/29	at Buccaneers		DID NOT PLAY														W	27-24		
12/06	Broncos		DID NOT PLAY														W	22-16		
12/13	at Dolphins		DID NOT PLAY														W	33-27		
2020 TOTALS		2-0	6	5	30	83.3	5.0	6.0	0	0	11	1/3	87.5	5	-2	1t	1	12-1		
+ - Overtime																				

+ - Overtime




# TOMMY TOWNSEND

**PUNTER #5**  
**FLORIDA**

**ROOKIE**

HEIGHT: 6'1"  
WEIGHT: 191  
DRAFTED: CFA-20  
BIRTHDAY: 11/12/96



## TOMMY TOWNSEND'S NFL REGULAR SEASON PUNTING STATISTICS

DATE	TEAM	GP	NO.	YDS.	AVG.	OPP. RET.	YDS.	NET YDS.	AVG.	TB	IN20	LG	BK
2020	Chiefs	13	40	1,849	46.2	13	93	1,636	40.9	6	14	67	0
<b>NFL TOTALS</b>		<b>13</b>	<b>40</b>	<b>1,849</b>	<b>46.2</b>	<b>13</b>	<b>93</b>	<b>1,636</b>	<b>40.9</b>	<b>6</b>	<b>14</b>	<b>67</b>	<b>0</b>

## 2020 GAME-BY-GAME REGULAR SEASON STATISTICS (CHIEFS)

DATE	OPPONENT		NO.	YDS.	AVG.	OPP. RET.	YDS.	NET YDS.	AVG	TB	IN20	LG	BK	W/L/T	SCORE
09/10	Texans	P	3	136	45.3	1	19	97	32.3	1	1	54	0	W	34-20
09/20	at Chargers	P	5	221	44.2	1	3	198	39.6	1	2	55	0	W	23-20+
09/28	at Ravens	P	1	58	58.0	1	16	42	42.0	0	0	58	0	W	34-20
10/05	Patriots	P	4	243	60.8	1	12	191	47.8	2	1	65	0	W	26-10
10/11	Raiders	P	5	244	48.8	0	0	224	44.8	1	1	67	0	L	32-40
10/19	at Bills	P	2	80	40.0	1	24	56	28.0	0	1	42	0	W	26-17
10/25	at Broncos	P	3	133	44.3	1	0	133	44.3	0	2	57	0	W	43-16
11/01	Jets	P	3	122	40.7	0	0	102	34.0	1	1	44	0	W	35-9
11/08	Panthers	P	1	36	36.0	0	0	36	36.0	0	1	36	0	W	33-31
11/22	at Raiders	P	2	107	53.5	2	11	96	48.0	0	0	55	0	W	35-31
11/29	at Buccaneers	P	4	159	39.8	1	2	157	39.3	0	1	54	0	W	27-24
12/06	Broncos	P	3	112	37.3	1	-2	114	38.0	0	2	43	0	W	22-16
12/13	at Dolphins	P	4	198	49.5	3	8	190	47.5	0	1	58	0	W	33-27
<b>2020 TOTALS</b>		<b>13</b>	<b>40</b>	<b>1,849</b>	<b>46.2</b>	<b>13</b>	<b>93</b>	<b>1,636</b>	<b>40.9</b>	<b>6</b>	<b>14</b>	<b>67</b>	<b>0</b>	<b>12-1</b>	

+ - Overtime

# UPDATED PLAYER BIOS




## HARRISON BUTKER

**KICKER #7**  
**GEORGIA TECH**

**4<sup>TH</sup>** YEAR IN  
THE NFL

**4<sup>TH</sup>** YEAR WITH  
THE CHIEFS

HEIGHT: 6'4"  
WEIGHT: 205  
DRAFTED: FA-17  
BIRTHDAY: 7/14/95



### HARRISON BUTKER'S NFL REGULAR SEASON KICKING STATISTICS

DATE	TEAM	GP	FGM	FGA	PCT.	LG	XP	XPA	PCT.	BLK	PTS
2017	Panthers	0	0	0	0.0	0	0	0	0.0	0	0
Went from <b>Carolina</b> to <b>Kansas City</b> .											
2017	Chiefs	13	38	42	90.5	53	28	28	100.0	0	142
2017	<b>TOTAL</b>	<b>13</b>	<b>38</b>	<b>42</b>	<b>90.5</b>	<b>53</b>	<b>28</b>	<b>28</b>	<b>100.0</b>	<b>0</b>	<b>142</b>
2018	Chiefs	16	24	27	88.9	54	65	69	94.2	0	137
2019	Chiefs	16	34	38	89.5	56	45	48	93.8	1	147
2020	Chiefs	13	23	25	92.0	58	40	46	87.0	0	109
<b>NFL TOTALS</b>		<b>58</b>	<b>119</b>	<b>132</b>	<b>90.2</b>	<b>58</b>	<b>178</b>	<b>191</b>	<b>93.2</b>	<b>1</b>	<b>535</b>

### HARRISON BUTKER'S NFL REGULAR SEASON FIELD-GOAL ACCURACY STATISTICS

DATE	TEAM	1-19	PCT.	20-29	PCT.	30-39	PCT.	40-49	PCT.	50+	PCT.
2017	Panthers	0-0	0.0	0-0	0.0	0-0	0.0	0-0	0.0	0-0	0.0
Went from <b>Carolina</b> to <b>Kansas City</b> .											
2017	Chiefs	0-0	0.0	8-8	100.0	16-17	94.1	10-12	83.3	4-5	80.0
2017	<b>TOTAL</b>	<b>0-0</b>	<b>0.0</b>	<b>8-8</b>	<b>100.0</b>	<b>16-17</b>	<b>94.1</b>	<b>10-12</b>	<b>83.3</b>	<b>4-5</b>	<b>80.0</b>
2018	Chiefs	0-0	0.0	9-9	100.0	7-7	100.0	6-7	85.7	2-4	50.0
2019	Chiefs	0-0	0.0	9-9	100.0	9-10	90.0	13-13	100.0	3-6	50.0
2020	Chiefs	2-2	100.0	6-6	100.0	9-9	100.0	3-5	60.0	3-3	100.0
<b>NFL TOTALS</b>		<b>2-2</b>	<b>100.0</b>	<b>32-32</b>	<b>100.0</b>	<b>41-43</b>	<b>95.3</b>	<b>32-37</b>	<b>86.5</b>	<b>12-18</b>	<b>66.7</b>

### 2020 GAME-BY-GAME REGULAR SEASON STATISTICS (CHIEFS)

DATE	OPPONENT		FIELD GOALS				EXTRA POINTS				PTS	W/L	SCORE
			FGM	FGA	PCT	LG	XP	XPA	PCT	BLK			
09/10	Texans	P	2	2	100.0	29	4	4	100.0	0	10	W	34-20
09/20	at Chargers	P	3	3	100.0	58	0	1	0.0	1	9	W	23-20+
09/28	at Ravens	P	0	1	0.0	0	4	5	80.0	0	4	W	34-20
10/05	Patriots	P	2	2	100.0	39	2	3	66.7	0	8	W	26-10
10/11	Raiders	P	1	1	100.0	32	3	3	100.0	0	6	L	32-40
10/19	at Bills	P	2	2	100.0	37	2	3	66.7	0	8	W	26-17
10/25	at Broncos	P	3	3	100.0	40	4	5	80.0	0	13	W	43-16
11/01	Jets	P	0	0	0.0	0	5	5	100.0	0	5	W	35-9
11/08	Panthers	P	2	3	66.7	55	3	4	75.0	0	9	W	33-31
11/22	at Raiders	P	0	0	0.0	0	5	5	100.0	0	5	W	35-31
11/29	at Buccaneers	P	2	2	100.0	29	3	3	100.0	0	9	W	27-24
12/06	Broncos	P	5	5	100.0	48	1	1	100.0	0	16	W	22-16
12/13	at Dolphins	P	1	1	100.0	46	4	4	100.0	0	7	W	33-27
<b>2020 TOTALS</b>		<b>13</b>	<b>23</b>	<b>25</b>	<b>92.0</b>	<b>58</b>	<b>40</b>	<b>46</b>	<b>87.0</b>	<b>1</b>	<b>109</b>	<b>12-1</b>	

+ - Overtime



# UPDATED PLAYER BIOS



## TYREEK HILL

**WIDE RECEIVER #10**  
**WEST ALABAMA**

**5TH** YEAR IN  
THE NFL

**5TH** YEAR WITH  
THE CHIEFS

HEIGHT: 5'10"  
WEIGHT: 185  
DRAFTED: D5B-16  
BIRTHDAY: 1/3/94



### TYREEK HILL'S NFL REGULAR SEASON RUSHING/RECEIVING STATISTICS

DATE	TEAM	GP	GS	RECEIVING					RUSHING				
				NO.	YDS.	AVG.	LG	TD	NO.	YDS.	AVG.	LG	TD
2016	Chiefs	16	1	61	593	9.7	49	6	24	267	11.1	70t	3
2017	Chiefs	15	13	75	1,183	15.8	79t	7	17	59	3.5	16	0
2018	Chiefs	16	16	87	1,479	17.0	75t	12	22	151	6.9	33	1
2019	Chiefs	12	12	58	860	14.8	57t	7	8	23	2.9	5	0
2020	Chiefs	13	13	77	1,158	15.0	75t	14	12	122	10.2	32t	2
<b>NFL TOTALS</b>		<b>72</b>	<b>55</b>	<b>358</b>	<b>5,273</b>	<b>14.7</b>	<b>79t</b>	<b>46</b>	<b>83</b>	<b>622</b>	<b>7.5</b>	<b>70t</b>	<b>6</b>

### TYREEK HILL'S NFL REGULAR SEASON RETURN STATISTICS

KICKOFF RETURNS							PUNT RETURNS					
DATE	TEAM	RET.	YDS.	AVG.	LG	TD	NO.	FC	YDS.	AVG.	LG	TD
2016	Chiefs	14	384	27.4	86t	1	39	8	592	15.2	95t	2
2017	Chiefs	0	0	0.0	0	0	25	9	204	8.2	82t	1
2018	Chiefs	0	0	0.0	0	0	20	3	213	10.7	91t	1
2019	Chiefs	0	0	0.0	0	0	1	0	0	0.0	0	0
2020	Chiefs	0	0	0.0	0	0	1	1	0	0.0	0	0
NFL TOTALS		14	384	27.4	86t	1	86	21	1,009	11.7	95t	4

### 2020 GAME-BY-GAME REGULAR SEASON STATISTICS (CHIEFS)

DATE	OPPONENT	P/S	RECEIVING					RUSHING					W/L	SCORE
			NO.	YDS.	AVG.	LG	TD	NO.	YDS.	AVG.	LG	TD		
09/10	Texans	S	5	46	9.2	15	1	0	0	0.0	0	0	W	34-20
09/20	at Chargers	S	5	99	19.8	54t	1	1	9	9.0	9	0	W	23-20+
09/28	at Ravens	S	5	77	15.4	33	1	2	25	12.5	22	0	W	34-20
10/05	Patriots	S	4	64	16.0	22	1	0	0	0.0	0	0	W	26-10
10/11	Raiders	S	3	78	26.0	37	0	3	15	5.0	10t	1	L	32-40
10/19	at Bills	S	3	20	6.7	8	0	1	5	5.0	5	0	W	26-17
10/25	at Broncos	S	6	55	9.2	15	1	0	0	0.0	0	0	W	43-16
11/01	Jets	S	4	98	24.5	41t	2	0	0	0.0	0	0	W	35-9
11/08	Panthers	S	9	113	12.6	28t	2	1	8	8.0	8	0	W	33-31
11/22	at Raiders	S	11	102	9.3	15	1	2	-2	-1.0	3	0	W	35-31
11/29	at Buccaneers	S	13	269	20.7	75t	3	0	0	0.0	0	0	W	27-24
12/06	Broncos	S	6	58	9.7	30	0	1	30	30.0	30	0	W	22-16
12/13	at Dolphins	S	3	79	26.3	44t	1	1	32	32.0	32t	1	W	33-27
<b>2020 TOTALS</b>		<b>13-13</b>	<b>77</b>	<b>1,158</b>	<b>15.0</b>	<b>75t</b>	<b>14</b>	<b>12</b>	<b>122</b>	<b>10.2</b>	<b>32t</b>	<b>2</b>	<b>12-1</b>	

+ - Overtime



## DEMARCUS ROBINSON

**WIDE RECEIVER #11**  
**FLORIDA**

**5TH** YEAR IN THE NFL

**5TH** YEAR WITH THE CHIEFS

HEIGHT: 6'1"  
WEIGHT: 203  
DRAFTED: D4C-16  
BIRTHDAY: 9/21/94



### DEMARCUS ROBINSON'S NFL REGULAR SEASON RUSHING/RECEIVING STATISTICS

DATE	TEAM	GP	GS	RECEIVING					RUSHING				
				NO.	YDS.	AVG.	LG	TD	NO.	YDS.	AVG.	LG	TD
2016	Chiefs	16	0	0	0	0.0	0	0	0	0	0.0	0	0
2017	Chiefs	16	8	21	212	10.1	33	0	0	0	0.0	0	0
2018	Chiefs	16	5	22	288	13.1	89t	4	0	0	0.0	0	0
2019	Chiefs	16	10	32	449	14.0	44t	4	0	0	0.0	0	0
2020	Chiefs	13	7	35	352	10.1	28	2	0	0	0.0	0	0
<b>NFL TOTALS</b>		<b>77</b>	<b>30</b>	<b>110</b>	<b>1,301</b>	<b>11.8</b>	<b>89t</b>	<b>10</b>	<b>0</b>	<b>0</b>	<b>0.0</b>	<b>0</b>	<b>0</b>

### DEMARCUS ROBINSON'S NFL REGULAR SEASON RETURN STATISTICS

KICKOFF RETURNS							PUNT RETURNS					
DATE	TEAM	RET.	YDS.	AVG.	LG	TD	NO.	FC	YDS.	AVG.	LG	TD
2016	Chiefs	0	0	0.0	0	0	0	0	0	0.0	0	0
2017	Chiefs	0	0	0.0	0	0	1	1	-4	-4.0	0	0
2018	Chiefs	0	0	0.0	0	0	1	0	0	0.0	0	0
2019	Chiefs	0	0	0.0	0	0	0	0	0	0.0	0	0
2020	Chiefs	2	21	10.5	21	0	1	1	0	0.0	0	0
NFL TOTALS		2	21	10.5	21	0	3	2	-4	-1.3	0	0

### 2020 GAME-BY-GAME REGULAR SEASON STATISTICS (CHIEFS)

DATE	OPPONENT	P/S	RECEIVING					RUSHING					W/L	SCORE
			NO.	YDS.	AVG.	LG	TD	NO.	YDS.	AVG.	LG	TD		
09/10	Texans	P	3	20	6.7	9	0	0	0	0.0	0	0	W	34-20
09/20	at Chargers	P	3	28	9.3	14	0	0	0	0.0	0	0	W	23-20+
09/28	at Ravens	P	0	0	0.0	0	0	0	0	0.0	0	0	W	34-20
10/05	Patriots	P	0	0	0.0	0	0	0	0	0.0	0	0	W	26-10
10/11	Raiders	P	2	2	1.0	3	0	0	0	0.0	0	0	L	32-40
10/19	at Bills	S	5	69	13.8	22	0	0	0	0.0	0	0	W	26-17
10/25	at Broncos	S	1	4	4.0	4	0	0	0	0.0	0	0	W	43-16
11/01	Jets	S	4	63	15.8	26t	1	0	0	0.0	0	0	W	35-9
11/08	Panthers	S	3	34	11.3	28	1	0	0	0.0	0	0	W	33-31
11/22	at Raiders	S	6	44	7.3	17	0	0	0	0.0	0	0	W	35-31
11/29	at Buccaneers	S	5	36	7.2	13	0	0	0	0.0	0	0	W	27-24
12/06	Broncos	S	2	39	19.5	20	0	0	0	0.0	0	0	W	22-16
12/13	at Dolphins	P	1	13	13.0	13	0	0	0	0.0	0	0	W	33-27
<b>2020 TOTALS</b>		<b>13-7</b>	<b>35</b>	<b>352</b>	<b>10.1</b>	<b>28</b>	<b>2</b>	<b>0</b>	<b>0</b>	<b>0.0</b>	<b>0</b>	<b>0</b>	<b>12-1</b>	

+ - Overtime

# UPDATED PLAYER BIOS



## SAMMY WATKINS

**WIDE RECEIVER #14**  
**CLEMSON**

**7<sup>TH</sup>** YEAR IN  
THE NFL

**3<sup>RD</sup>** YEAR WITH  
THE CHIEFS

HEIGHT: 6'1"  
WEIGHT: 211  
DRAFTED: UFA-18  
BIRTHDAY: 6/14/93



### SAMMY WATKINS' NFL REGULAR SEASON RUSHING/RECEIVING STATISTICS

DATE	TEAM	GP	GS	RECEIVING					RUSHING				
				NO.	YDS.	AVG.	LG	TD	NO.	YDS.	AVG.	LG	TD
2014	Bills	16	16	65	982	15.1	84	6	2	8	4.0	5	0
2015	Bills	13	13	60	1,047	17.5	63	9	1	1	1.0	1	0
2016	Bills	8	8	28	430	15.4	62	2	0	0	0.0	0	0
2017	Rams	15	14	39	593	15.2	67t	8	0	0	0.0	0	0
2018	Chiefs	10	9	40	519	13.0	50	3	5	52	10.4	31	0
2019	Chiefs	14	13	52	673	12.9	68t	3	2	12	6.0	11	0
2020	Chiefs	8	7	31	347	11.2	37	2	1	3	3.0	3	0
<b>NFL TOTALS</b>		<b>84</b>	<b>80</b>	<b>315</b>	<b>4,591</b>	<b>14.6</b>	<b>84</b>	<b>33</b>	<b>11</b>	<b>76</b>	<b>6.9</b>	<b>31</b>	<b>0</b>

### 2020 GAME-BY-GAME REGULAR SEASON STATISTICS (CHIEFS)

DATE	OPPONENT	P/S	RECEIVING					RUSHING					W/L	SCORE
			NO.	YDS.	AVG.	LG	TD	NO.	YDS.	AVG.	LG	TD		
09/10	Texans	S	7	82	11.7	19	1	1	3	3.0	3	0	W	34-20
09/20	at Chargers	S	1	11	11.0	11	0	0	0	0.0	0	0	W	23-20+
09/28	at Ravens	S	7	62	8.9	15	0	0	0	0.0	0	0	W	34-20
10/05	Patriots	S	4	43	10.8	21	0	0	0	0.0	0	0	W	26-10
10/11	Raiders	P	2	24	12.0	16	1	0	0	0.0	0	0	L	32-40
10/19	at Bills												W	26-17
10/25	at Broncos												W	43-16
11/01	Jets												W	35-9
11/08	Panthers												W	33-31
11/22	at Raiders												W	35-31
11/29	at Buccaneers	S	4	38	9.5	14	0	0	0	0.0	0	0	W	27-24
12/06	Broncos	S	4	35	8.8	17	0	0	0	0.0	0	0	W	22-16
12/13	at Dolphins	S	2	52	26.0	37	0	0	0	0.0	0	0	W	33-27
<b>2020 TOTALS</b>		<b>8-7</b>	<b>31</b>	<b>347</b>	<b>11.2</b>	<b>37</b>	<b>2</b>	<b>1</b>	<b>3</b>	<b>3.0</b>	<b>3</b>	<b>0</b>	<b>12-1</b>	

+ - Overtime



# UPDATED PLAYER BIOS



## PATRICK MAHOMES

QUARTERBACK #15  
TEXAS TECH

4<sup>TH</sup> YEAR IN  
THE NFL

4<sup>TH</sup> YEAR WITH  
THE CHIEFS

HEIGHT: 6'3"  
WEIGHT: 230  
DRAFTED: D1-17  
BIRTHDAY: 9/17/95



### PATRICK MAHOMES' NFL REGULAR SEASON PASSING STATISTICS

DATE	TEAM	GP	GS	ATT.	CMP.	PCT.	YDS	AVG.	TD	INT.	LG	SK	LST	RATE
2017	Chiefs	1	1	35	22	62.9	284	8.1	0	1	51	2	15	76.4
2018	Chiefs	16	16	580	383	66.0	5,097	8.8	50	12	89t	26	171	113.8
2019	Chiefs	14	14	484	319	65.9	4,031	8.3	26	5	83t	17	127	105.3
2020	Chiefs	13	13	497	340	68.4	4,208	8.5	33	5	75t	18	125	112.3
<b>TOTALS</b>		<b>44</b>	<b>44</b>	<b>1,596</b>	<b>1,064</b>	<b>66.7</b>	<b>13,620</b>	<b>8.5</b>	<b>109</b>	<b>23</b>	<b>89t</b>	<b>63</b>	<b>438</b>	<b>110.0</b>

### PATRICK MAHOMES' NFL REGULAR SEASON RUSHING STATISTICS

DATE	TEAM	NO.	YDS.	AVG.	LG	TD
2017	Chiefs	7	10	1.4	5	0
2018	Chiefs	60	272	4.5	28	2
2019	Chiefs	43	218	5.1	25	2
2020	Chiefs	52	250	4.8	21	2
<b>TOTALS</b>		<b>162</b>	<b>750</b>	<b>4.6</b>	<b>28</b>	<b>6</b>

### 2020 GAME-BY-GAME REGULAR SEASON STATISTICS (CHIEFS)

DATE	OPPONENT	P/S	PASSING											RUSHING				W/L	SCORE
			ATT	CMP	YDS	PCT	Y/A	Y/C	TD	INT	LG	SK/YD	RATE	ATT	YDS	LG	TD		
09/10	Texans	S	32	24	211	75.0	6.6	8.8	3	0	19	1/8	123.3	0	0	0	0	W	34-20
09/20	at Chargers	S	47	27	302	57.4	6.4	11.2	2	0	54t	1/13	90.9	6	54	21	0	W	23-20+
09/28	at Ravens	S	42	31	385	73.8	9.2	12.4	4	0	49t	0/0	133.5	4	26	12	1	W	34-20
10/05	Patriots	S	29	19	236	65.5	8.1	12.4	2	0	45	1/7	113.6	8	28	18	0	W	26-10
10/11	Raiders	S	43	22	340	51.2	7.9	15.5	2	1	37	3/7	83.5	6	21	6	1	L	32-40
10/19	at Bills	S	26	21	225	80.8	8.7	10.7	2	0	37	1/4	128.4	10	36	9	0	W	26-17
10/25	at Broncos	S	23	15	200	65.2	8.7	13.3	1	0	38	3/25	107.2	0	0	0	0	W	43-16
11/01	Jets	S	42	31	416	73.8	9.9	13.4	5	0	41t	0/0	144.4	0	0	0	0	W	35-9
11/08	Panthers	S	45	30	372	66.7	8.3	12.4	4	0	44	2/11	121.7	1	6	6	0	W	33-31
11/22	at Raiders	S	45	34	348	75.6	7.7	10.2	2	1	22t	0/0	102.8	4	16	11	0	W	35-31
11/29	at Buccaneers	S	49	37	462	75.5	9.4	12.5	3	0	75t	2/6	124.7	4	28	17	0	W	27-24
12/06	Broncos	S	40	25	318	62.5	8.0	12.7	1	0	30	1/5	95.6	4	26	20	0	W	22-16
12/13	at Dolphins	S	34	24	393	70.6	11.6	16.4	2	3	44t	3/39	91.9	5	9	6	0	W	33-27
<b>2020 TOTALS</b>			<b>13-13</b>	<b>497</b>	<b>340</b>	<b>4,208</b>	<b>68.4</b>	<b>8.5</b>	<b>12.4</b>	<b>33</b>	<b>5</b>	<b>75t</b>	<b>18/125</b>	<b>112.3</b>	<b>52</b>	<b>250</b>	<b>21</b>	<b>2</b>	<b>12-1</b>

+ - Overtime

# UPDATED PLAYER BIOS

## 300-YARD PASSING GAMES (26): REGULAR SEASON

DATE	TEAM	NO.	YDS.	AVG.	LG	TD
09/16/18	at Steelers	23	326	14.2	40	6
09/23/18	49ERS	24	314	13.1	42	3
10/01/18	at Broncos	28	304	10.9	35	1
10/07/18	JAGUARS	22	313	14.2	40	0
10/14/18	at Patriots	23	352	15.3	75t	4
10/21/18	BENGALS	28	358	12.8	50	4
10/28/18	BRONCOS	24	303	12.6	40	4
11/04/18	at Browns	23	375	16.3	50t	3
11/19/18	at Rams	33	478	14.5	73t	6
12/09/18	RAVENS	35	377	10.8	48	2
09/08/19	at Jaguars	25	378	15.1	68t	3
09/15/19	at Raiders	30	443	14.8	44t	4
09/22/19	RAVENS	27	374	13.9	83t	3
09/29/19	at Lions	24	315	13.1	33	0
10/06/19	COLTS	22	321	14.6	31	1
11/10/19	at Titans	36	446	12.4	63t	3
12/15/19	BRONCOS	27	340	12.6	41t	2
09/20/20	at Chargers	27	302	11.2	54t	2
09/28/20	at Ravens	31	385	12.4	49t	4
10/11/20	RAIDERS	22	340	15.5	37	2
11/01/20	JETS	31	416	13.4	41t	5
11/08/20	PANTHERS	30	372	12.4	44	4
11/22/20	at Raiders	34	348	10.2	22t	2
11/29/20	at Buccaneers	37	462	12.5	75t	3
12/06/20	BRONCOS	25	318	12.7	30	1
12/13/20	at Dolphins	24	393	16.4	44t	2

## 300-YARD PASSING GAMES (1): POSTSEASON

DATE	TEAM	NO.	YDS.	AVG.	LG	TD
01/12/20	TEXANS	23	321	14.0	48	5



# MECOLE HARDMAN

**WIDE RECEIVER #17**  
GEORGIA

**2<sup>ND</sup> YEAR IN THE NFL**

**2<sup>ND</sup> YEAR WITH THE CHIEFS**

HEIGHT: 5'10"  
WEIGHT: 187  
DRAFTED: D2A-19  
BIRTHDAY: 3/12/98



## MECOLE HARDMAN'S NFL REGULAR SEASON RUSHING/RECEIVING STATISTICS

DATE	TEAM	GP	GS	RECEIVING					RUSHING				
				NO.	YDS.	AVG.	LG	TD	NO.	YDS.	AVG.	LG	TD
2019	Chiefs	16	5	26	538	20.7	83t	6	4	17	4.3	9	0
2020	Chiefs	13	6	33	489	14.8	49t	3	2	16	8.0	13	0
<b>NFL TOTALS</b>		<b>29</b>	<b>11</b>	<b>59</b>	<b>1,027</b>	<b>17.4</b>	<b>83t</b>	<b>9</b>	<b>6</b>	<b>33</b>	<b>5.5</b>	<b>13</b>	<b>0</b>



# UPDATED PLAYER BIOS

## MECOLE HARDMAN'S NFL REGULAR SEASON RETURN STATISTICS

DATE	TEAM	KICKOFF RETURNS					PUNT RETURNS					
		RET.	YDS.	AVG.	LG	TD	NO.	FC	YDS.	AVG.	LG	TD
2019	Chiefs	27	704	26.1	104t	1	18	6	167	9.3	36	0
2020	Chiefs	8	163	20.4	31	0	16	11	158	9.9	67t	1
NFL TOTALS		35	867	24.8	104t	1	34	17	325	9.6	67t	1

## 2020 GAME-BY-GAME REGULAR SEASON STATISTICS (CHIEFS)

DATE	OPPONENT	P/S	RECEIVING					RUSHING					W/L	SCORE
			NO.	YDS.	AVG.	LG	TD	NO.	YDS.	AVG.	LG	TD		
09/10	Texans	P	1	6	6.0	6	0	0	0	0.0	0	0	W	34-20
09/20	at Chargers	S	2	30	15.0	22	0	1	3	3.0	3	0	W	23-20+
09/28	at Ravens	P	4	81	20.3	49t	1	0	0	0.0	0	0	W	34-20
10/05	Patriots	S	4	27	6.8	10	1	0	0	0.0	0	0	W	26-10
10/11	Raiders	S	2	50	25.0	37	0	0	0	0.0	0	0	L	32-40
10/19	at Bills	S	0	0	0.0	0	0	0	0	0.0	0	0	W	26-17
10/25	at Broncos	S	2	57	28.5	38	0	1	13	13.0	13	0	W	43-16
11/01	Jets	P	7	96	13.7	30t	1	0	0	0.0	0	0	W	35-9
11/08	Panthers	S	3	48	16.0	32	0	0	0	0.0	0	0	W	33-31
11/22	at Raiders	P	1	16	16.0	16	0	0	0	0.0	0	0	W	35-31
11/29	at Buccaneers	P	3	23	7.7	15	0	0	0	0.0	0	0	W	27-24
12/06	Broncos	P	1	15	15.0	15	0	0	0	0.0	0	0	W	22-16
12/13	at Dolphins	P	3	40	13.3	26	0	0	0	0.0	0	0	W	33-27
2020 TOTALS		13-6	33	489	14.8	49t	3	2	16	8.0	13	0	12-1	

+ - Overtime



# ANTONIO HAMILTON

**CORNERBACK #20**  
SOUTH CAROLINA STATE

**5<sup>TH</sup>** YEAR IN THE NFL

**1<sup>ST</sup>** YEAR WITH THE CHIEFS

HEIGHT: 6'0"  
WEIGHT: 195  
DRAFTED: FA-20  
BIRTHDAY: 1/24/93



## ANTONIO HAMILTON'S NFL REGULAR SEASON DEFENSIVE STATISTICS

				TACKLES								INTERCEPTIONS					O. FUMB			ST					MISC		
DATE	TEAM	GP	GS	TK	S	A	TFL	YDS	SK	YDS	QBH	NO	YDS	LG	TD	PD	FF	FR	YDS	TK	S	A	FF	FR	S	A	
2016	Raiders	4	0	3	3	0	0	0	0.0	0.0	0	0	0	0	0	0	0	0	0	0	1	0	1	0	0	0	0
2017	Raiders	8	0	9	9	0	0	0	0.0	0.0	0	0	0	0	0	0	0	0	0	2	2	0	0	0	0	0	
2018	Giants	13	0	0	0	0	0	0	0.0	0.0	0	0	0	0	0	0	0	0	0	6	5	1	0	0	0	0	
2019	Giants	16	2	12	8	4	0	0	0.0	0.0	0	0	0	0	0	4	0	0	0	5	4	1	0	0	0	0	
2020	Chiefs	13	0	5	5	0	0	0	0.0	0.0	1	0	0	0	0	1	0	0	0	4	3	1	0	0	0	0	
NFL TOTALS		54	2	29	25	4	0	0	0.0	0.0	1	0	0	0	0	5	0	0	0	18	14	4	0	0	0	0	

# UPDATED PLAYER BIOS

## 2020 GAME-BY-GAME REGULAR SEASON STATISTICS (CHIEFS)

			TACKLES							INTERCEPTIONS					O. FUMB			ST				MISC						
DATE	OPPONENT	P/S	TK	S	A	SK	YDS	TFL	YDS	QBH	NO	YDS	LG	TD	PD	FF	FR	YDS	TK	S	A	FF	FR	S	A	W/L	SCORE	
09/10	Texans	P	3	3	0	0.0	0.0	0	0	0	0	0	0	0	0	0	0	0	0	0	0	0	0	0	0	W	34-20	
09/20	at Chargers	P	0	0	0	0.0	0.0	0	0	0	0	0	0	0	0	0	0	0	0	0	0	0	0	0	0	W	23-20+	
09/28	at Ravens	P	0	0	0	0.0	0.0	0	0	0	0	0	0	0	0	0	0	0	0	0	0	0	0	0	0	W	34-20	
10/05	Patriots	P	0	0	0	0.0	0.0	0	0	0	1	0	0	0	0	0	0	0	0	0	0	0	0	0	0	W	26-10	
10/11	Raiders	P	0	0	0	0.0	0.0	0	0	0	0	0	0	0	0	0	0	0	1	1	0	0	0	0	0	L	32-40	
10/19	at Bills	P	0	0	0	0.0	0.0	0	0	0	0	0	0	0	0	0	0	0	0	0	0	0	0	0	0	W	26-17	
10/25	at Broncos	P	1	1	0	0.0	0.0	0	0	0	0	0	0	0	0	1	0	0	0	0	0	0	0	0	0	W	43-16	
11/01	Jets	P	0	0	0	0.0	0.0	0	0	0	0	0	0	0	0	0	0	0	0	0	0	0	0	0	0	W	35-9	
11/08	Panthers	P	1	1	0	0.0	0.0	0	0	0	0	0	0	0	0	0	0	0	1	1	0	0	0	0	0	W	33-31	
11/22	at Raiders	P	0	0	0	0.0	0.0	0	0	0	0	0	0	0	0	0	0	0	0	0	0	0	0	0	0	W	35-31	
11/29	at Buccaneers	P	0	0	0	0.0	0.0	0	0	0	0	0	0	0	0	0	0	0	0	0	0	0	0	0	0	W	27-24	
12/06	Broncos	P	0	0	0	0.0	0.0	0	0	0	0	0	0	0	0	0	0	0	1	1	0	0	0	0	0	W	22-16	
12/13	at Dolphins	P	0	0	0	0.0	0.0	0	0	0	0	0	0	0	0	0	0	0	1	0	1	0	0	0	0	W	33-27	
2020 TOTALS		13-0	5	5	0	0.0	0.0	0	0	0	1	0	0	0	0	1	0	0	0	4	3	1	0	0	0	0	12-1	
+ - Overtime																												

+ - Overtime



# BASHAUD BREELAND

**CORNERBACK #21**  
**CLEMSON**

**7<sup>TH</sup>** YEAR IN THE NFL

**2<sup>ND</sup>** YEAR WITH THE CHIEFS

HEIGHT: 5'11"  
WEIGHT: 195  
DRAFTED: UFA-19  
BIRTHDAY: 1/30/92



## BASHAUD BREELAND'S NFL REGULAR SEASON DEFENSIVE STATISTICS

				TACKLES								INTERCEPTIONS					O. FUMB			ST					MISC		
DATE	TEAM	GP	GS	TK	S	A	TFL	YDS	SK	YDS	QBH	NO	YDS	LG	TD	PD	FF	FR	YDS	TK	S	A	FF	FR	S	A	
2014	Washington	16	15	62	53	9	3	5	0.0	0.0	1	2	0	0	0	14	2	0	0	4	4	0	0	0	0	0	
2015	Washington	15	14	81	59	22	5	8	0.0	0.0	0	2	56	28	0	16	3	2	-1	0	0	0	0	0	0	0	
2016	Washington	14	14	71	60	11	1	2	1.0	3.0	1	3	32	26	0	11	2	0	0	2	2	0	0	0	0	0	
2017	Washington	15	14	47	34	13	0	0	0.0	0.0	0	1	96	96t	1	19	0	0	0	3	3	0	0	0	0	0	
2018	Washington	0	0	0	0	0	0	0	0.0	0.0	0	0	0	0	0	0	0	0	0	0	0	0	0	0	0	0	
Went from Washington to Green Bay.																											
2018	Packers	7	5	20	16	4	1	3	0.0	0.0	0	2	48	26	1	4	0	1	0	0	0	0	0	0	0	0	
2018	TOTAL	7	5	20	16	4	1	3	0.0	0.0	0	2	48	26	1	4	0	1	0	0	0	0	0	0	0	0	
2019	Chiefs	16	15	48	37	11	1	6	0.0	0.0	1	2	4	4	0	8	0	2	114	0	0	0	0	0	0	0	
2020	Chiefs	9	9	35	27	8	1	6	0.0	0.0	0	2	29	29	0	7	1	1	0	0	0	0	0	0	0	0	
NFL TOTALS		92	86	364	286	78	12	30	1.0	3.0	3	14	265	96t	2	79	8	6	113	9	9	0	0	0	0	0	

# UPDATED PLAYER BIOS

## 2020 GAME-BY-GAME REGULAR SEASON STATISTICS (CHIEFS)

			TACKLES							INTERCEPTIONS							O. FUMB			ST				MISC			
DATE	OPPONENT	P/S	TK	S	A	SK	YDS	TFL	YDS	QBH	NO	YDS	LG	TD	PD	FF	FR	YDS	TK	S	A	FF	FR	S	A	W/L	SCORE
09/10	Texans												RESERVE/LEAGUE SUSP.													W	34-20
09/20	at Chargers												RESERVE/LEAGUE SUSP.													W	23-20+
09/28	at Ravens												RESERVE/LEAGUE SUSP.													W	34-20
10/05	Patriots												RESERVE/LEAGUE SUSP.													W	26-10
10/11	Raiders	S	2	2	0	0.0	0.0	0	0	0	1	29	29	0	1	0	0	0	0	0	0	0	0	0	0	L	32-40
10/19	at Bills	S	5	4	1	0.0	0.0	1	6	0	0	0	0	0	0	0	0	0	0	0	0	0	0	0	0	W	26-17
10/25	at Broncos	S	3	2	1	0.0	0.0	0	0	0	0	0	0	0	0	1	0	0	0	0	0	0	0	0	0	W	43-16
11/01	Jets	S	4	2	2	0.0	0.0	0	0	0	0	0	0	0	1	0	1	0	0	0	0	0	0	0	0	W	35-9
11/08	Panthers	S	7	7	0	0.0	0.0	0	0	0	0	0	0	0	0	0	0	0	0	0	0	0	0	0	0	W	33-31
11/22	at Raiders	S	6	3	3	0.0	0.0	0	0	0	0	0	0	0	0	0	0	0	0	0	0	0	0	0	0	W	35-31
11/29	at Buccaneers	S	1	1	0	0.0	0.0	0	0	0	1	0	0	0	2	0	0	0	0	0	0	0	0	0	0	W	27-24
12/06	Broncos	S	2	2	0	0.0	0.0	0	0	0	0	0	0	0	0	0	0	0	0	0	0	0	0	0	0	W	22-16
12/13	at Dolphins	S	5	4	1	0.0	0.0	0	0	0	0	0	0	0	3	0	0	0	0	0	0	0	0	0	0	W	33-27
2020 TOTALS		9-9	35	27	8	0.0	0.0	1	6	0	2	29	29	0	7	1	1	0	0	0	0	0	0	0	0	12-1	
+ - Overtime																											

+ - Overtime



# JUAN THORNHILL

**SAFETY #22**  
VIRGINIA

**2<sup>ND</sup> YEAR IN THE NFL**

**2<sup>ND</sup> YEAR WITH THE CHIEFS**

HEIGHT: 6'0"  
WEIGHT: 205  
DRAFTED: D2B-19  
BIRTHDAY: 10/19/95



## JUAN THORNHILL'S NFL REGULAR SEASON DEFENSIVE STATISTICS

				TACKLES								INTERCEPTIONS					O. FUMB			ST					MISC		
DATE	TEAM	GP	GS	TK	S	A	TFL	YDS	SK	YDS	QBH	NO	YDS	LG	TD	PD	FF	FR	YDS	TK	S	A	FF	FR	S	A	
2019	Chiefs	16	16	57	41	16	0	0	0.0	0.0	0	3	46	46t	1	5	0	0	0	1	1	0	0	0	0	0	
2020	Chiefs	13	7	35	28	7	0	0	0.0	0.0	1	1	20	20	0	2	0	0	0	0	0	0	0	0	0	0	
NFL TOTALS		29	23	92	69	23	0	0	0.0	0.0	1	4	66	46t	1	7	0	0	0	1	1	0	0	0	0	0	0

## 2020 GAME-BY-GAME REGULAR SEASON STATISTICS (CHIEFS)

			TACKLES							INTERCEPTIONS					O. FUMB			ST				MISC					
DATE	OPPONENT	P/S	TK	S	A	SK	YDS	TFL	YDS	QBH	NO	YDS	LG	TD	PD	FF	FR	YDS	TK	S	A	FF	FR	S	A	W/L	SCORE
09/10	Texans	S	1	1	0	0.0	0.0	0	0	0	0	0	0	0	0	0	0	0	0	0	0	0	0	0	0	W	34-20
09/20	at Chargers	S	4	1	3	0.0	0.0	0	0	0	0	0	0	0	0	0	0	0	0	0	0	0	0	0	0	W	23-20+
09/28	at Ravens	S	6	5	1	0.0	0.0	0	0	1	0	0	0	0	0	0	0	0	0	0	0	0	0	0	0	W	34-20
10/05	Patriots	S	6	6	0	0.0	0.0	0	0	0	1	20	20	0	1	0	0	0	0	0	0	0	0	0	0	W	26-10
10/11	Raiders	S	1	1	0	0.0	0.0	0	0	0	0	0	0	0	0	0	0	0	0	0	0	0	0	0	0	L	32-40
10/19	at Bills	S	0	0	0	0.0	0.0	0	0	0	0	0	0	0	1	0	0	0	0	0	0	0	0	0	0	W	26-17
10/25	at Broncos	P	2	1	1	0.0	0.0	0	0	0	0	0	0	0	0	0	0	0	0	0	0	0	0	0	0	W	43-16
11/01	Jets	P	2	1	1	0.0	0.0	0	0	0	0	0	0	0	0	0	0	0	0	0	0	0	0	0	0	W	35-9
11/08	Panthers	S	2	1	1	0.0	0.0	0	0	0	0	0	0	0	0	0	0	0	0	0	0	0	0	0	0	W	33-31
11/22	at Raiders	P	1	1	0	0.0	0.0	0	0	0	0	0	0	0	0	0	0	0	0	0	0	0	0	0	0	W	35-31
11/29	at Buccaneers	P	3	3	0	0.0	0.0	0	0	0	0	0	0	0	0	0	0	0	0	0	0	0	0	0	0	W	27-24
12/06	Broncos	P	4	4	0	0.0	0.0	0	0	0	0	0	0	0	0	0	0	0	0	0	0	0	0	0	0	W	22-16
12/13	at Dolphins	P	3	3	0	0.0	0.0	0	0	0	0	0	0	0	0	0	0	0	0	0	0	0	0	0	0	W	33-27
2020 TOTALS		13-7	35	28	7	0.0	0.0	0	0	1	1	20	20	0	2	0	0	0	0	0	0	0	0	0	0	12-1	
+ - Overtime																											

+ - Overtime



# UPDATED PLAYER BIOS



## ARMANI WATTS

**SAFETY #23**  
TEXAS A&M

**3<sup>RD</sup>** YEAR IN  
THE NFL

**3<sup>RD</sup>** YEAR WITH  
THE CHIEFS

HEIGHT: 5'11"  
WEIGHT: 205  
DRAFTED: D4-18  
BIRTHDAY: 3/19/96



### ARMANI WATTS' NFL REGULAR SEASON DEFENSIVE STATISTICS

		TACKLES										INTERCEPTIONS					O. FUMB			ST					MISC	
DATE	TEAM	GP	GS	TK	S	A	TFL	YDS	SK	YDS	QBH	NO	YDS	LG	TD	PD	FF	FR	YDS	TK	S	A	FF	FR	S	A
2018	Chiefs	5	0	2	1	1	1	10	1.0	10.0	2	0	0	0	0	1	0	0	0	3	2	1	0	0	0	0
2019	Chiefs	16	0	7	5	2	1	7	1.0	7.0	1	0	0	0	0	0	0	0	0	10	8	2	0	0	0	0
2020	Chiefs	13	0	7	7	0	0	0	0.0	0.0	0	0	0	0	0	1	0	0	0	2	2	0	0	0	0	0
NFL TOTALS		34	0	16	13	3	2	17	2.0	17.0	3	0	0	0	0	2	0	0	0	15	12	3	0	0	0	0

### 2020 GAME-BY-GAME REGULAR SEASON STATISTICS (CHIEFS)

			TACKLES							INTERCEPTIONS					O. FUMB			ST					MISC				
DATE	OPPONENT	P/S	TK	S	A	SK	YDS	TFL	YDS	QBH	NO	YDS	LG	TD	PD	FF	FR	YDS	TK	S	A	FF	FR	S	A	W/L	SCORE
09/10	Texans	P	0	0	0	0.0	0.0	0	0	0	0	0	0	0	0	0	0	0	0	0	0	0	0	0	0	W	34-20
09/20	at Chargers	P	0	0	0	0.0	0.0	0	0	0	0	0	0	0	0	0	0	0	0	0	0	0	0	0	0	W	23-20+
09/28	at Ravens	P	0	0	0	0.0	0.0	0	0	0	0	0	0	0	0	0	0	0	0	0	0	0	0	0	0	W	34-20
10/05	Patriots	P	0	0	0	0.0	0.0	0	0	0	0	0	0	0	0	0	0	0	0	0	0	0	0	0	0	W	26-10
10/11	Raiders	P	0	0	0	0.0	0.0	0	0	0	0	0	0	0	0	0	0	0	0	0	0	0	0	0	0	L	32-40
10/19	at Bills	P	0	0	0	0.0	0.0	0	0	0	0	0	0	0	0	0	0	0	0	0	0	0	0	0	0	W	26-17
10/25	at Broncos	P	1	1	0	0.0	0.0	0	0	0	0	0	0	0	0	0	0	0	0	0	0	0	0	0	0	W	43-16
11/01	Jets	P	1	1	0	0.0	0.0	0	0	0	0	0	0	0	0	0	0	0	0	0	0	0	0	0	0	W	35-9
11/08	Panthers	P	5	5	0	0.0	0.0	0	0	0	0	0	0	0	0	1	0	0	0	0	0	0	0	0	0	W	33-31
11/22	at Raiders	P	0	0	0	0.0	0.0	0	0	0	0	0	0	0	0	0	0	0	0	0	0	0	0	0	0	W	35-31
11/29	at Buccaneers	P	0	0	0	0.0	0.0	0	0	0	0	0	0	0	0	0	0	0	0	0	0	0	0	0	0	W	27-24
12/06	Broncos	P	0	0	0	0.0	0.0	0	0	0	0	0	0	0	0	0	0	0	0	1	1	0	0	0	0	W	22-16
12/13	at Dolphins	P	0	0	0	0.0	0.0	0	0	0	0	0	0	0	0	0	0	0	0	1	1	0	0	0	0	W	33-27
2020 TOTALS		13-0	7	7	0	0.0	0.0	0	0	0	0	0	0	0	1	0	0	0	2	2	0	0	0	0	0	12-1	

+ - Overtime




## CLYDE EDWARDS-HELAIRE

**RUNNING BACK #25**  
LSU

**ROOKIE**

HEIGHT: 5'8"  
WEIGHT: 209  
DRAFTED: D1-20  
BIRTHDAY: 4/11/99



# UPDATED PLAYER BIOS

## CLYDE EDWARDS-HELAIRE'S NFL REGULAR SEASON RUSHING/RECEIVING STATISTICS

DATE	TEAM	GP	GS	RUSHING					RECEIVING				
				NO.	YDS.	AVG.	LG	TD	NO.	YDS.	AVG.	LG	TD
2020	Chiefs	12	12	167	724	4.3	31	4	35	293	8.4	26	1
<b>NFL TOTALS</b>		<b>12</b>	<b>12</b>	<b>167</b>	<b>724</b>	<b>4.3</b>	<b>31</b>	<b>4</b>	<b>35</b>	<b>293</b>	<b>8.4</b>	<b>26</b>	<b>1</b>

### 2020 GAME-BY-GAME REGULAR SEASON STATISTICS (CHIEFS)

DATE	OPPONENT	P/S	RUSHING					RECEIVING					W/L	SCORE
			NO.	YDS.	AVG.	LG	TD	NO.	YDS.	AVG.	LG	TD		
09/10	Texans	S	25	138	5.5	27t	1	0	0	0.0	0	0	W	34-20
09/20	at Chargers	S	10	38	3.8	17	0	6	32	5.3	10	0	W	23-20+
09/28	at Ravens	S	20	64	3.2	16	0	5	70	14.0	24	0	W	34-20
10/05	Patriots	S	16	64	4.0	13	0	3	27	9.0	14	0	W	26-10
10/11	Raiders	S	10	40	4.0	9	0	3	40	13.3	20	0	L	32-40
10/19	at Bills	S	26	161	6.2	31	0	4	8	2.0	8	0	W	26-17
10/25	at Broncos	S	8	46	5.8	27	1	1	17	17.0	17	0	W	43-16
11/01	Jets	S	6	21	3.5	4	0	3	10	3.3	8	0	W	35-9
11/08	Panthers	S	5	14	2.8	7	0	3	20	6.7	8	1	W	33-31
11/22	at Raiders	S	14	69	4.9	14t	2	1	8	8.0	8	0	W	35-31
11/29	at Buccaneers	S	11	37	3.4	10	0	1	2	2.0	2	0	W	27-24
12/06	Broncos												W	22-16
12/13	at Dolphins	S	16	32	2.0	12	0	5	59	11.8	26	0	W	33-27
<b>2020 TOTALS</b>		<b>12-12</b>	<b>167</b>	<b>724</b>	<b>4.3</b>	<b>31</b>	<b>4</b>	<b>35</b>	<b>293</b>	<b>8.4</b>	<b>26</b>	<b>1</b>	<b>12-1</b>	

+ - Overtime



## LE'VEON BELL

**RUNNING BACK #26**  
**MICHIGAN STATE**

**7TH** YEAR IN THE NFL

**1ST** YEAR WITH THE CHIEFS

HEIGHT: 6'1"  
WEIGHT: 225  
BIRTHDAY: 2/18/92



## LE'VEON BELL'S NFL REGULAR SEASON RUSHING/RECEIVING STATISTICS

DATE	TEAM	GP	GS	RUSHING					RECEIVING				
				NO.	YDS.	AVG.	LG	TD	NO.	YDS.	AVG.	LG	TD
2013	Steelers	13	13	244	860	3.5	43	8	45	399	8.9	43	0
2014	Steelers	16	16	290	1,361	4.7	81	8	83	854	10.3	48	3
2015	Steelers	6	6	113	556	4.9	42	3	24	136	5.7	20	0
2016	Steelers	12	12	261	1,268	4.9	44	7	75	616	8.2	32	2
2017	Steelers	15	15	321	1,291	4.0	27	9	85	655	7.7	42	2
2019	Jets	15	15	245	789	3.2	19	3	66	461	7.0	23	1
2020	Jets	2	2	19	74	3.9	13	0	3	39	13.0	30	0
Went from N.Y. Jets to Kansas City.													
2020	Chiefs	7	1	41	162	4.0	16	1	11	76	6.9	18	0
<b>2020 TOTAL</b>		<b>9</b>	<b>3</b>	<b>60</b>	<b>236</b>	<b>3.9</b>	<b>16</b>	<b>1</b>	<b>14</b>	<b>115</b>	<b>8.2</b>	<b>30</b>	<b>0</b>
<b>NFL TOTALS</b>		<b>86</b>	<b>80</b>	<b>1,534</b>	<b>6,361</b>	<b>4.1</b>	<b>81</b>	<b>39</b>	<b>392</b>	<b>3,236</b>	<b>8.3</b>	<b>48</b>	<b>8</b>



# UPDATED PLAYER BIOS

## 2020 GAME-BY-GAME REGULAR SEASON STATISTICS (JETS/CHIEFS)

DATE	OPPONENT	P/S	RUSHING					RECEIVING					W/L	SCORE
			NO.	YDS.	AVG.	LG	TD	NO.	YDS.	AVG.	LG	TD		
09/13	at Bills	S	6	14	2.3	7	0	2	32	16.0	30	0	L	17-27
09/20	49ers							RESERVE/INJURED					L	13-31
09/27	at Colts							RESERVE/INJURED					L	7-36
10/01	Broncos							RESERVE/INJURED					L	28-37
10/11	Cardinals	S	13	60	4.6	13	0	1	7	7.0	7	0	L	10-30
								Went from <b>Jets</b> to <b>Chiefs</b> .						
10/19	at Bills							INACTIVE					W	26-17
10/25	at Broncos	P	6	39	6.5	16	0	0	0	0.0	0	0	W	43-16
11/01	Jets	P	6	7	1.2	4	0	3	31	10.3	18	0	W	35-9
11/08	Panthers	P	4	8	2.0	4	0	1	-5	-5.0	-5	0	W	33-31
11/22	at Raiders	P	7	25	3.6	11	1	1	11	11.0	11	0	W	35-31
11/29	at Buccaneers	P	5	22	4.4	10	0	2	10	5.0	8	0	W	27-24
12/06	Broncos	S	11	40	3.6	16	0	2	15	7.5	14	0	W	22-16
12/13	at Dolphins	P	2	21	10.5	13	0	2	14	7.0	9	0	W	33-27
<b>2020 TOTALS</b>			<b>9-3</b>	<b>60</b>	<b>236</b>	<b>3.9</b>	<b>16</b>	<b>1</b>	<b>14</b>	<b>115</b>	<b>8.2</b>	<b>30</b>	<b>0</b>	<b>8-5</b>



## RASHAD FENTON

**CORNERBACK #27**  
**SOUTH CAROLINA**

**2<sup>ND</sup> YEAR IN THE NFL**

**2<sup>ND</sup> YEAR WITH THE CHIEFS**

HEIGHT: 5'11"  
WEIGHT: 188  
DRAFTED: D6A-19  
BIRTHDAY: 2/17/97



## RASHAD FENTON'S NFL REGULAR SEASON DEFENSIVE STATISTICS

				TACKLES								INTERCEPTIONS						O. FUMB			ST					MISC	
DATE	TEAM	GP	GS	TK	S	A	TFL	YDS	SK	YDS	QBH	NO	YDS	LG	TD	PD	FF	FR	YDS	TK	S	A	FF	FR	S	A	
2019	Chiefs	12	0	12	9	3	0	0	0.0	0.0	1	1	0	0	0	4	0	0	0	3	2	1	1	0	0	0	
2020	Chiefs	13	3	30	25	5	1	1	0.0	0.0	0	1	31	31	0	6	0	0	0	1	0	1	0	0	0	0	
NFL TOTALS		25	3	42	34	8	1	1	0.0	0.0	1	2	31	31	0	10	0	0	0	4	2	2	1	0	0	0	

## 2020 GAME-BY-GAME REGULAR SEASON STATISTICS (CHIEFS)

			TACKLES							INTERCEPTIONS					O. FUMB			ST				MISC					
DATE	OPPONENT	P/S	TK	S	A	SK	YDS	TFL	YDS	QBH	NO	YDS	LG	TD	PD	FF	FR	YDS	TK	S	A	FF	FR	S	A	W/L	SCORE
09/10	Texans	P	2	2	0	0.0	0.0	0	0	0	0	0	0	0	0	0	0	0	0	0	0	0	0	0	0	W	34-20
09/20	at Chargers	S	3	2	1	0.0	0.0	0	0	0	0	0	0	0	0	0	0	0	0	0	0	0	0	0	0	W	23-20+
09/28	at Ravens	S	4	3	1	0.0	0.0	0	0	0	0	0	0	0	0	0	0	0	0	0	0	0	0	0	0	W	34-20
10/05	Patriots	S	3	3	0	0.0	0.0	1	1	0	1	31	31	0	4	0	0	0	0	0	0	0	0	0	0	W	26-10
10/11	Raiders	P	3	2	1	0.0	0.0	0	0	0	0	0	0	0	1	0	0	0	0	0	0	0	0	0	0	L	32-40
10/19	at Bills	P	1	1	0	0.0	0.0	0	0	0	0	0	0	0	0	0	0	0	0	0	0	0	0	0	0	W	26-17
10/25	at Broncos	P	2	2	0	0.0	0.0	0	0	0	0	0	0	0	0	0	0	0	0	0	0	0	0	0	0	W	43-16
11/01	Jets	P	1	1	0	0.0	0.0	0	0	0	0	0	0	0	0	0	0	0	0	0	0	0	0	0	0	W	35-9
11/08	Panthers	P	2	2	0	0.0	0.0	0	0	0	0	0	0	0	0	0	0	0	0	1	0	1	0	0	0	W	33-31
11/22	at Raiders	P	1	1	0	0.0	0.0	0	0	0	0	0	0	0	0	0	0	0	0	0	0	0	0	0	0	W	35-31
11/29	at Buccaneers	P	6	5	1	0.0	0.0	0	0	0	0	0	0	0	0	0	0	0	0	0	0	0	0	0	0	W	27-24
12/06	Broncos	P	0	0	0	0.0	0.0	0	0	0	0	0	0	0	0	0	0	0	0	0	0	0	0	0	0	W	22-16
12/13	at Dolphins	P	2	1	1	0.0	0.0	0	0	0	0	0	0	0	1	0	0	0	0	0	0	0	0	0	0	W	33-27
2020 TOTALS			13-3	30	25	5	0.0	0.0	1	1	0	1	31	31	0	6	0	0	0	1	0	1	0	0	0	0	12-1

+ - Overtime

# UPDATED PLAYER BIOS



## BOPETE KEYES

**CORNERBACK #29**  
TULANE

**ROOKIE**

HEIGHT: 6'1"  
WEIGHT: 200  
DRAFTED: D7-20  
BIRTHDAY: 11/9/97



### BOPETE KEYES' NFL REGULAR SEASON DEFENSIVE STATISTICS

				TACKLES								INTERCEPTIONS						O. FUMB			ST					MISC		
DATE	TEAM	GP	GS	TK	S	A	TFL	YDS	SK	YDS	QBH	NO	YDS	LG	TD	PD	FF	FR	YDS	TK	S	A	FF	FR	S	A		
2020	Chiefs	7	0	0	0	0	0	0	0.0	0.0	0	0	0	0	0	0	0	0	0	0	0	0	0	0	0	0		
NFL TOTALS		7	0	0	0	0	0	0	0.0	0.0	0	0	0	0	0	0	0	0	0	0	0	0	0	0	0	0		

### 2020 GAME-BY-GAME REGULAR SEASON STATISTICS (CHIEFS)

2020 GAME-BY-GAME REGULAR SEASON STATISTICS (CHIEFS)																											
DATE	OPPONENT	P/S	TACKLES							INTERCEPTIONS					O. FUMB			ST				MISC		W/L	SCORE		
			TK	S	A	SK	YDS	TFL	YDS	QBH	NO	YDS	LG	TD	PD	FF	FR	YDS	TK	S	A	FF	FR			S	A
09/10	Texans		INACTIVE																						W	34-20	
09/20	at Chargers	P	0	0	0	0.0	0.0	0	0	0	0	0	0	0	0	0	0	0	0	0	0	0	0	0	W	23-20+	
09/28	at Ravens		INACTIVE																						W	34-20	
10/05	Patriots	P	0	0	0	0.0	0.0	0	0	0	0	0	0	0	0	0	0	0	0	0	0	0	0	0	W	26-10	
10/11	Raiders	P	0	0	0	0.0	0.0	0	0	0	0	0	0	0	0	0	0	0	0	0	0	0	0	0	L	32-40	
10/19	at Bills	P	0	0	0	0.0	0.0	0	0	0	0	0	0	0	0	0	0	0	0	0	0	0	0	0	W	26-17	
10/25	at Broncos	P	0	0	0	0.0	0.0	0	0	0	0	0	0	0	0	0	0	0	0	0	0	0	0	0	W	43-16	
11/01	Jets	P	0	0	0	0.0	0.0	0	0	0	0	0	0	0	0	0	0	0	0	0	0	0	0	0	W	35-9	
11/08	Panthers	P	0	0	0	0.0	0.0	0	0	0	0	0	0	0	0	0	0	0	0	0	0	0	0	0	W	33-31	
11/22	at Raiders		INACTIVE																						W	35-31	
11/29	at Buccaneers		INACTIVE																						W	27-24	
12/06	Broncos		INACTIVE																						W	22-16	
12/13	at Dolphins		INACTIVE																						W	33-27	
2020 TOTALS		7-0	0	0	0	0.0	0.0	0	0	0	0	0	0	0	0	0	0	0	0	0	0	0	0	0	12-1		
+ - Overtime																											

+ - Overtime



## DARREL WILLIAMS

**RUNNING BACK #31**  
LSU

**3RD** YEAR IN THE NFL

**3RD** YEAR WITH THE CHIEFS

HEIGHT: 5'11"  
WEIGHT: 224  
DRAFTED: CFA-18  
BIRTHDAY: 4/15/95



# UPDATED PLAYER BIOS

## DARREL WILLIAMS' NFL REGULAR SEASON RUSHING/RECEIVING STATISTICS

DATE	TEAM	GP	GS	RUSHING					RECEIVING				
				NO.	YDS.	AVG.	LG	TD	NO.	YDS.	AVG.	LG	TD
2018	Chiefs	6	0	13	44	3.4	8	0	3	27	9.0	11t	1
2019	Chiefs	12	0	41	141	3.4	41	3	15	167	11.1	52	1
2020	Chiefs	13	0	26	118	4.5	13t	1	13	87	6.7	15	0
<b>NFL TOTALS</b>		<b>31</b>	<b>0</b>	<b>80</b>	<b>303</b>	<b>3.8</b>	<b>41</b>	<b>4</b>	<b>31</b>	<b>281</b>	<b>9.1</b>	<b>52</b>	<b>2</b>

## 2020 GAME-BY-GAME REGULAR SEASON STATISTICS (CHIEFS)

DATE	OPPONENT	P/S	RUSHING					RECEIVING					W/L	SCORE
			NO.	YDS.	AVG.	LG	TD	NO.	YDS.	AVG.	LG	TD		
09/10	Texans	P	7	23	3.3	7	0	2	7	3.5	6	0	W	34-20
09/20	at Chargers	P	0	0	0.0	0	0	1	12	12.0	12	0	W	23-20+
09/28	at Ravens	P	2	6	3.0	6	0	2	1	0.5	5	0	W	34-20
10/05	Patriots	P	1	2	2.0	2	0	0	0	0.0	0	0	W	26-10
10/11	Raiders	P	1	4	4.0	4	0	1	15	15.0	15	0	L	32-40
10/19	at Bills	P	6	26	4.3	13t	1	1	15	15.0	15	0	W	26-17
10/25	at Broncos	P	0	0	0.0	0	0	0	0	0.0	0	0	W	43-16
11/01	Jets	P	3	19	6.3	11	0	1	7	7.0	7	0	W	35-9
11/08	Panthers	P	0	0	0.0	0	0	1	3	3.0	3	0	W	33-31
11/22	at Raiders	P	0	0	0.0	0	0	3	22	7.3	11	0	W	35-31
11/29	at Buccaneers	P	0	0	0.0	0	0	0	0	0.0	0	0	W	27-24
12/06	Broncos	P	6	38	6.3	12	0	1	5	5.0	5	0	W	22-16
12/13	at Dolphins	P	0	0	0.0	0	0	0	0	0.0	0	0	W	33-27
<b>2020 TOTALS</b>		<b>13-0</b>	<b>26</b>	<b>118</b>	<b>4.5</b>	<b>13t</b>	<b>1</b>	<b>13</b>	<b>87</b>	<b>6.7</b>	<b>15</b>	<b>0</b>	<b>12-1</b>	

+ - Overtime



# TYRANN MATHIEU

**SAFETY #32**  
LSU

**8TH** YEAR IN THE NFL

**2ND** YEAR WITH THE CHIEFS

HEIGHT: 5'9"

WEIGHT: 190

DRAFTED: UFA-19

BIRTHDAY: 5/13/92



## TYRANN MATHIEU'S NFL REGULAR SEASON DEFENSIVE STATISTICS

				TACKLES								INTERCEPTIONS					O. FUMB			ST					MISC	
DATE	TEAM	GP	GS	TK	S	A	TFL	YDS	SK	YDS	QBH	NO	YDS	LG	TD	PD	FF	FR	YDS	TK	S	A	FF	FR	S	A
2013	Cardinals	13	11	67	64	3	6	19	1.0	10.0	3	2	7	7	0	9	1	0	0	1	1	0	0	0	0	0
2014	Cardinals	13	6	38	35	3	2	5	0.0	0.0	4	1	9	9	0	4	0	1	9	0	0	0	0	0	0	0
2015	Cardinals	14	14	89	80	9	11	26	1.0	9.0	3	5	92	33t	1	17	1	0	0	0	0	0	0	0	0	0
2016	Cardinals	10	10	35	33	2	3	17	1.0	11.0	1	1	9	5	0	4	1	0	0	0	0	0	0	0	0	0
2017	Cardinals	16	16	74	66	8	6	14	1.0	3.0	4	2	16	15	0	7	1	0	0	4	4	0	0	0	0	0
2018	Texans	16	16	89	70	19	5	25	3.0	20.0	4	2	6	6	0	8	0	1	10	0	0	0	0	0	0	0
2019	Chiefs	16	16	75	63	12	3	24	2.0	14.0	2	4	70	35	0	12	0	0	0	0	0	0	0	0	0	0
2020	Chiefs	13	13	60	45	15	2	6	0.0	0.0	2	6	70	25t	1	9	0	1	0	0	0	0	0	0	0	0
NFL TOTALS		111	102	527	456	71	38	136	9.0	67.0	23	23	279	35	2	70	4	3	19	5	5	0	0	0	0	0



# UPDATED PLAYER BIOS

## 2020 GAME-BY-GAME REGULAR SEASON STATISTICS (CHIEFS)

			TACKLES								INTERCEPTIONS					O. FUMB			ST					MISC			
DATE	OPPONENT	P/S	TK	S	A	SK	YDS	TFL	YDS	QBH	NO	YDS	LG	TD	PD	FF	FR	YDS	TK	S	A	FF	FR	S	A	W/L	SCORE
09/10	Texans	S	8	6	2	0.0	0.0	0	0	1	0	0	0	0	0	0	0	0	0	0	0	0	0	0	0	W	34-20
09/20	at Chargers	S	5	1	4	0.0	0.0	0	0	1	0	0	0	0	1	0	0	0	0	0	0	0	0	0	0	W	23-20+
09/28	at Ravens	S	5	3	2	0.0	0.0	0	0	0	0	0	0	0	0	0	0	0	0	0	0	0	0	0	0	W	34-20
10/05	Patriots	S	4	4	0	0.0	0.0	0	0	0	1	25	25	1	1	0	0	0	0	0	0	0	0	0	0	W	26-10
10/11	Raiders	S	1	1	0	0.0	0.0	0	0	0	0	0	0	0	0	0	0	0	0	0	0	0	0	0	0	L	32-40
10/19	at Bills	S	3	3	0	0.0	0.0	0	0	0	0	0	0	0	0	0	0	0	0	0	0	0	0	0	0	W	26-17
10/25	at Broncos	S	5	5	0	0.0	0.0	0	0	0	1	18	18	0	1	0	1	0	0	0	0	0	0	0	0	W	43-16
11/01	Jets	S	5	5	0	0.0	0.0	1	6	0	0	0	0	0	0	0	0	0	0	0	0	0	0	0	0	W	35-9
11/08	Panthers	S	6	4	2	0.0	0.0	0	0	0	0	0	0	0	1	0	0	0	0	0	0	0	0	0	0	W	33-31
11/22	at Raiders	S	4	3	1	0.0	0.0	0	0	0	0	0	0	0	0	0	0	0	0	0	0	0	0	0	0	W	35-31
11/29	at Buccaneers	S	5	4	1	0.0	0.0	0	0	0	1	22	22	0	1	0	0	0	0	0	0	0	0	0	0	W	27-24
12/06	Broncos	S	7	4	3	0.0	0.0	1	0	0	2	0	0	0	2	0	0	0	0	0	0	0	0	0	0	W	22-16
12/13	at Dolphins	S	2	2	0	0.0	0.0	0	0	0	1	5	5	0	2	0	0	0	0	0	0	0	0	0	0	W	33-27
2020 TOTALS		13-13	60	45	15	0.0	0.0	2	6	2	6	70	25t	1	9	0	1	0	0	0	0	0	0	0	0	12-1	
+ - Overtime																											

+ - Overtime



# DARWIN THOMPSON

**RUNNING BACK #34**  
UTAH STATE

**2<sup>ND</sup>** YEAR IN THE NFL

**2<sup>ND</sup>** YEAR WITH THE CHIEFS

HEIGHT: 5'8"  
WEIGHT: 200  
DRAFTED: D6B-19  
BIRTHDAY: 2/12/97



## DARWIN THOMPSON'S NFL REGULAR SEASON RUSHING/RECEIVING STATISTICS

DATE	TEAM	GP	GS	RUSHING					RECEIVING				
				NO.	YDS.	AVG.	LG	TD	NO.	YDS.	AVG.	LG	TD
2019	Chiefs	12	0	37	128	3.5	12	1	9	43	4.8	19	0
2020	Chiefs	12	0	13	52	4.0	14	0	0	0	0.0	0	0
<b>NFL TOTALS</b>		<b>24</b>	<b>0</b>	<b>50</b>	<b>180</b>	<b>3.6</b>	<b>14</b>	<b>1</b>	<b>9</b>	<b>43</b>	<b>4.8</b>	<b>19</b>	<b>0</b>

## DARWIN THOMPSON'S NFL REGULAR SEASON RETURN STATISTICS

KICKOFF RETURNS							PUNT RETURNS					
DATE	TEAM	RET.	YDS.	AVG.	LG	TD	NO.	FC	YDS.	AVG.	LG	TD
2019	Chiefs	1	27	27.0	27	0	0	0	0	0.0	0	0
2020	Chiefs	0	0	0.0	0	0	0	0	0	0.0	0	0
NFL TOTALS		1	27	27.0	27	0	0	0	0	0.0	0	0

# UPDATED PLAYER BIOS

## 2020 GAME-BY-GAME REGULAR SEASON STATISTICS (CHIEFS)

DATE	OPPONENT	P/S	RUSHING					RECEIVING					W/L	SCORE
			NO.	YDS.	AVG.	LG	TD	NO.	YDS.	AVG.	LG	TD		
09/10	Texans	P	0	0	0.0	0	0	0	0	0.0	0	0	W	34-20
09/20	at Chargers	P	4	21	5.3	14	0	0	0	0.0	0	0	W	23-20+
09/28	at Ravens	P	2	11	5.5	10	0	0	0	0.0	0	0	W	34-20
10/05	Patriots	P	0	0	0.0	0	0	0	0	0.0	0	0	W	26-10
10/11	Raiders	P	0	0	0.0	0	0	0	0	0.0	0	0	L	32-40
10/19	at Bills	P	3	17	5.7	11	0	0	0	0.0	0	0	W	26-17
10/25	at Broncos												W	43-16
11/01	Jets	P	4	3	0.8	2	0	0	0	0.0	0	0	W	35-9
11/08	Panthers	P	0	0	0.0	0	0	0	0	0.0	0	0	W	33-31
11/22	at Raiders	P	0	0	0.0	0	0	0	0	0.0	0	0	W	35-31
11/29	at Buccaneers	P	0	0	0.0	0	0	0	0	0.0	0	0	W	27-24
12/06	Broncos	P	0	0	0.0	0	0	0	0	0.0	0	0	W	22-16
12/13	at Dolphins	P	0	0	0.0	0	0	0	0	0.0	0	0	W	33-27
<b>2020 TOTALS</b>			<b>12-0</b>	<b>13</b>	<b>52</b>	<b>4.0</b>	<b>14</b>	<b>0</b>	<b>0</b>	<b>0</b>	<b>0.0</b>	<b>0</b>	<b>0</b>	<b>12-1</b>

+ - Overtime



# CHARVARIUS WARD

**CORNERBACK #35**  
MIDDLE TENNESSEE STATE

**3<sup>RD</sup>** YEAR IN THE NFL

**3<sup>RD</sup>** YEAR WITH THE CHIEFS

HEIGHT: 6'1"  
WEIGHT: 198  
DRAFTED: T (DAL)-18  
BIRTHDAY: 5/16/96



## CHARVARIUS WARD'S NFL REGULAR SEASON DEFENSIVE STATISTICS

				TACKLES								INTERCEPTIONS					O. FUMB			ST					MISC	
DATE	TEAM	GP	GS	TK	S	A	TFL	YDS	SK	YDS	QBH	NO	YDS	LG	TD	PD	FF	FR	YDS	TK	S	A	FF	FR	S	A
2018	Chiefs	13	2	18	17	1	0	0	0.0	0.0	0	0	0	0	0	3	0	0	0	12	9	3	0	0	0	0
2019	Chiefs	16	16	74	56	18	0	0	0.0	0.0	0	2	10	10	0	10	1	0	0	0	0	0	0	0	0	0
2020	Chiefs	12	11	42	30	12	1	9	1.0	9.0	2	0	0	0	0	6	0	0	0	0	0	0	0	0	0	0
NFL TOTALS		41	29	134	103	31	1	9	1.0	9.0	2	2	10	10	0	19	1	0	0	12	9	3	0	0	0	0

## 2020 GAME-BY-GAME REGULAR SEASON STATISTICS (CHIEFS)

			TACKLES								INTERCEPTIONS					O. FUMB			ST				MISC				
DATE	OPPONENT	P/S	TK	S	A	SK	YDS	TFL	YDS	QBH	NO	YDS	LG	TD	PD	FF	FR	YDS	TK	S	A	FF	FR	S	A	W/L	SCORE
09/10	Texans	S	1	1	0	0.0	0.0	0	0	0	0	0	0	0	0	0	0	0	0	0	0	0	0	0	0	W	34-20
09/20	at Chargers		INACTIVE																							W	23-20+
09/28	at Ravens	P	1	1	0	0.0	0.0	0	0	0	0	0	0	0	1	0	0	0	0	0	0	0	0	0	0	W	34-20
10/05	Patriots	S	4	3	1	0.0	0.0	0	0	0	0	0	0	0	0	0	0	0	0	0	0	0	0	0	0	W	26-10
10/11	Raiders	S	4	2	2	0.0	0.0	0	0	0	0	0	0	0	0	0	0	0	0	0	0	0	0	0	0	L	32-40
10/19	at Bills	S	4	3	1	0.0	0.0	0	0	0	0	0	0	0	0	1	0	0	0	0	0	0	0	0	0	W	26-17
10/25	at Broncos	S	9	7	2	1.0	9.0	1	9	1	0	0	0	0	0	0	0	0	0	0	0	0	0	0	0	W	43-16
11/01	Jets	S	2	2	0	0.0	0.0	0	0	0	0	0	0	0	0	1	0	0	0	0	0	0	0	0	0	W	35-9
11/08	Panthers	S	5	4	1	0.0	0.0	0	0	0	0	0	0	0	0	1	0	0	0	0	0	0	0	0	0	W	33-31
11/22	at Raiders	S	4	3	1	0.0	0.0	0	0	0	0	0	0	0	0	1	0	0	0	0	0	0	0	0	0	W	35-31
11/29	at Buccaneers	S	4	1	3	0.0	0.0	0	0	1	0	0	0	0	0	0	0	0	0	0	0	0	0	0	0	W	27-24
12/06	Broncos	S	3	2	1	0.0	0.0	0	0	0	0	0	0	0	0	0	0	0	0	0	0	0	0	0	0	W	22-16
12/13	at Dolphins	S	1	1	0	0.0	0.0	0	0	0	0	0	0	0	0	1	0	0	0	0	0	0	0	0	0	W	33-27
2020 TOTALS		12-11	42	30	12	1.0	9.0	1	9	2	0	0	0	0	6	0	0	0	0	0	0	0	0	0	0	0	12-1

+ - Overtime





## L'JARIUS SNEED

**CORNERBACK #38**  
**LA TECH**

**ROOKIE**

HEIGHT: 6'1"  
WEIGHT: 193  
DRAFTED: D4-20  
BIRTHDAY: 1/21/97



### L'JARIUS SNEED'S NFL REGULAR SEASON DEFENSIVE STATISTICS

				TACKLES								INTERCEPTIONS						O. FUMB			ST					MISC	
DATE	TEAM	GP	GS	TK	S	A	TFL	YDS	SK	YDS	QBH	NO	YDS	LG	TD	PD	FF	FR	YDS	TK	S	A	FF	FR	S	A	
2020	Chiefs	7	5	29	23	6	0	0	0.0	0.0	0	2	39	39	0	4	0	0	0	0	0	0	0	0	0	0	
NFL TOTALS		7	5	29	23	6	0	0	0.0	0.0	0	2	39	39	0	4	0	0	0	0	0	0	0	0	0	0	

### 2020 GAME-BY-GAME REGULAR SEASON STATISTICS (CHIEFS)

2020 GAME-BY-GAME REGULAR SEASON STATISTICS (CHIEFS)																										
DATE	OPPONENT	P/S	TACKLES								INTERCEPTIONS					O. FUMB			ST				MISC		W/L	SCORE
			TK	S	A	SK	YDS	TFL	YDS	QBH	NO	YDS	LG	TD	PD	FF	FR	YDS	TK	S	A	FF	FR	S		
09/10	Texans	S	3	3	0	0.0	0.0	0	0	0	1	39	39	0	2	0	0	0	0	0	0	0	0	0	W	34-20
09/20	at Chargers	S	6	5	1	0.0	0.0	0	0	0	1	0	0	0	1	0	0	0	0	0	0	0	0	0	W	23-20+
09/28	at Ravens	S	1	1	0	0.0	0.0	0	0	0	0	0	0	0	0	0	0	0	0	0	0	0	0	W	34-20	
10/05	Patriots		RESERVE/INJURED																						W	26-10
10/11	Raiders		RESERVE/INJURED																						L	32-40
10/19	at Bills		RESERVE/INJURED																						W	26-17
10/25	at Broncos		RESERVE/INJURED																						W	43-16
11/01	Jets		RESERVE/INJURED																						W	35-9
11/08	Panthers		RESERVE/INJURED																						W	33-31
11/22	at Raiders	S	3	1	2	0.0	0.0	0	0	0	0	0	0	0	0	0	0	0	0	0	0	0	0	W	35-31	
11/29	at Buccaneers	S	3	2	1	0.0	0.0	0	0	0	0	0	0	0	0	0	0	0	0	0	0	0	0	W	27-24	
12/06	Broncos	P	6	4	2	0.0	0.0	0	0	0	0	0	0	0	0	0	0	0	0	0	0	0	0	W	22-16	
12/13	at Dolphins	P	7	7	0	0.0	0.0	0	0	0	0	0	0	0	1	0	0	0	0	0	0	0	0	W	33-27	
2020 TOTALS		7-5	29	23	6	0.0	0.0	0	0	0	2	39	39	0	4	0	0	0	0	0	0	0	0	12-1		

+ - Overtime



## JAMES WINCHESTER

**LONG SNAPPER #41**  
**OKLAHOMA**

**6TH** YEAR IN THE NFL

**6TH** YEAR WITH THE CHIEFS

HEIGHT: 6'3"  
WEIGHT: 240  
DRAFTED: FA-15  
BIRTHDAY: 6/8/89



# UPDATED PLAYER BIOS

## JAMES WINCHESTER'S NFL REGULAR SEASON STATISTICS

DATE	TEAM	GP
2015	Chiefs	16
2016	Chiefs	16
2017	Chiefs	16
2018	Chiefs	16
2019	Chiefs	16
2020	Chiefs	13
<b>NFL TOTALS</b>		<b>93</b>

## 2020 GAME-BY-GAME REGULAR SEASON STATISTICS (CHIEFS)

DATE	OPPONENT		W/L	SCORE
09/10	Texans	P	W	34-20
09/20	at Chargers	P	W	23-20+
09/28	at Ravens	P	W	34-20
10/05	Patriots	P	W	26-10
10/11	Raiders	P	L	32-40
10/19	at Bills	P	W	26-17
10/25	at Broncos	P	W	43-16
11/01	Jets	P	W	35-9
11/08	Panthers	P	W	33-31
11/22	at Raiders	P	W	35-31
11/29	at Buccaneers	P	W	27-24
12/06	Broncos	P	W	22-16
12/13	at Dolphins	P	W	33-27
<b>2020 TOTALS</b>		<b>13</b>	<b>12-1</b>	

+ - Overtime



# ANTHONY SHERMAN

**FULLBACK #42**  
**CONNECTICUT**

**10<sup>TH</sup> YEAR IN THE NFL**

**8<sup>TH</sup> YEAR WITH THE CHIEFS**

**HEIGHT:** 5'10"  
**WEIGHT:** 242  
**DRAFTED:** T (ARI)-13  
**BIRTHDAY:** 11/12/88



## ANTHONY SHERMAN'S NFL REGULAR SEASON RUSHING/RECEIVING STATISTICS

DATE	TEAM	GP	GS	RUSHING					RECEIVING				
				NO.	YDS.	AVG.	LG	TD	NO.	YDS.	AVG.	LG	TD
2011	Cardinals	15	7	1	3	3.0	3	0	8	72	9.0	19	0
2012	Cardinals	13	4	0	0	0.0	0	0	5	39	7.8	19	0
2013	Chiefs	16	8	2	3	1.5	2	0	18	155	8.6	26	1
2014	Chiefs	16	6	2	8	4.0	4	0	10	71	7.1	24	1
2015	Chiefs	16	2	1	0	0.0	0	0	4	34	8.5	18	0
2016	Chiefs	16	3	0	0	0.0	0	0	4	11	2.8	6	0
2017	Chiefs	16	3	14	40	2.9	9	1	6	47	7.8	11	0
2018	Chiefs	16	1	1	2	2.0	2	0	8	96	12.0	36t	1
2019	Chiefs	16	0	4	9	2.3	5	0	2	22	11.0	15	0
2020	Chiefs	10	1	2	2	1.0	2	0	1	5	5.0	5t	1
<b>NFL TOTALS</b>		<b>150</b>	<b>35</b>	<b>27</b>	<b>67</b>	<b>2.5</b>	<b>9</b>	<b>1</b>	<b>66</b>	<b>552</b>	<b>8.4</b>	<b>36t</b>	<b>4</b>

# UPDATED PLAYER BIOS

## ANTHONY SHERMAN'S NFL REGULAR SEASON RETURN STATISTICS

DATE	TEAM	KICKOFF RETURNS					PUNT RETURNS					
		RET.	YDS.	AVG.	LG	TD	NO.	FC	YDS.	AVG.	LG	TD
2011	Cardinals	0	0	0.0	0	0	0	0	0	0.0	0	0
2012	Cardinals	0	0	0.0	0	0	0	0	0	0.0	0	0
2013	Chiefs	0	0	0.0	0	0	0	0	0	0.0	0	0
2014	Chiefs	1	13	13.0	13	0	0	0	0	0.0	0	0
2015	Chiefs	2	20	10.0	11	0	0	0	0	0.0	0	0
2016	Chiefs	0	0	0.0	0	0	0	0	0	0.0	0	0
2017	Chiefs	1	7	7.0	7	0	0	0	0	0.0	0	0
2018	Chiefs	1	5	5.0	5	0	0	0	0	0.0	0	0
2019	Chiefs	0	0	0.0	0	0	0	0	0	0.0	0	0
2020	Chiefs	0	0	0.0	0	0	0	0	0	0.0	0	0
NFL TOTALS		5	45	9.0	13	0	0	0	0	0.0	0	0

## 2020 GAME-BY-GAME REGULAR SEASON STATISTICS (CHIEFS)

DATE	OPPONENT	P/S	RUSHING					RECEIVING					W/L	SCORE
			NO.	YDS.	AVG.	LG	TD	NO.	YDS.	AVG.	LG	TD		
09/10	Texans	P	1	2	2.0	2	0	0	0	0.0	0	0	W	34-20
09/20	at Chargers	P	0	0	0.0	0	0	0	0	0.0	0	0	W	23-20+
09/28	at Ravens	P	1	0	0.0	0	0	1	5	5.0	5t	1	W	34-20
10/05	Patriots	P	0	0	0.0	0	0	0	0	0.0	0	0	W	26-10
10/11	Raiders	P	0	0	0.0	0	0	0	0	0.0	0	0	L	32-40
10/19	at Bills												W	26-17
10/25	at Broncos												W	43-16
11/01	Jets												W	35-9
11/08	Panthers	P	0	0	0.0	0	0	0	0	0.0	0	0	W	33-31
11/22	at Raiders	P	0	0	0.0	0	0	0	0	0.0	0	0	W	35-31
11/29	at Buccaneers	P	0	0	0.0	0	0	0	0	0.0	0	0	W	27-24
12/06	Broncos	P	0	0	0.0	0	0	0	0	0.0	0	0	W	22-16
12/13	at Dolphins	S	0	0	0.0	0	0	0	0	0.0	0	0	W	33-27
2020 TOTALS		10-1	2	2	1.0	2	0	1	5	5.0	5t	1	12-1	

+ - Overtime



# DARIUS HARRIS

**LINEBACKER #47**  
MIDDLE TENNESSEE STATE

**1<sup>ST</sup> YEAR IN THE NFL**

**1<sup>ST</sup> YEAR WITH THE CHIEFS**

HEIGHT: 6'2"  
WEIGHT: 238  
DRAFTED: CFA-19  
BIRTHDAY: 1/17/96



## DARIUS HARRIS' NFL REGULAR SEASON DEFENSIVE STATISTICS

				TACKLES								INTERCEPTIONS					O. FUMB			ST				MISC		
DATE	TEAM	GP	GS	TK	S	A	TFL	YDS	SK	YDS	QBH	NO	YDS	LG	TD	PD	FF	FR	YDS	TK	S	A	FF	FR	S	A
2019	Chiefs	0	0	0	0	0	0	0	0.0	0.0	0	0	0	0	0	0	0	0	0	0	0	0	0	0	0	0
2020	Chiefs	1	0	0	0	0	0	0	0.0	0.0	0	0	0	0	0	0	0	0	0	0	0	0	0	0	0	0
NFL TOTALS		1	0	0	0	0	0	0	0.0	0.0	0	0	0	0	0	0	0	0	0	0	0	0	0	0	0	0




# UPDATED PLAYER BIOS

## 2020 GAME-BY-GAME REGULAR SEASON STATISTICS (CHIEFS)

			TACKLES							INTERCEPTIONS					O. FUMB			ST					MISC						
DATE	OPPONENT	P/S	TK	S	A	SK	YDS	TFL	YDS	QBH	NO	YDS	LG	TD	PD	FF	FR	YDS	TK	S	A	FF	FR	S	A	W/L	SCORE		
09/10	Texans										PRACTICE SQUAD																	W	34-20
09/20	at Chargers										PRACTICE SQUAD																	W	23-20+
09/28	at Ravens										PRACTICE SQUAD																	W	34-20
10/05	Patriots										INACTIVE																	W	26-10
10/11	Raiders										INACTIVE																	L	32-40
10/19	at Bills										INACTIVE																	W	26-17
10/25	at Broncos										INACTIVE																	W	43-16
11/01	Jets										INACTIVE																	W	35-9
11/08	Panthers										INACTIVE																	W	33-31
11/22	at Raiders										INACTIVE																	W	35-31
11/29	at Buccaneers										INACTIVE																	W	27-24
12/06	Broncos										INACTIVE																	W	22-16
12/13	at Dolphins	P	0	0	0	0.0	0.0	0	0	0	0	0	0	0	0	0	0	0	0	0	0	0	0	0	0	W	33-27		
2020 TOTALS		1-0	0	0	0	0.0	0.0	0	0	0	0	0	0	0	0	0	0	0	0	0	0	0	0	0	0	12-1			
+ - Overtime																													

+ - Overtime



# NICK KEIZER

**TIGHT END #48**  
**GRAND VALLEY STATE**

**1<sup>ST</sup> YEAR IN THE NFL**


**2<sup>ND</sup> YEAR WITH THE CHIEFS**

HEIGHT: 6'4"

WEIGHT: 251

DRAFTED: FA-19

BIRTHDAY: 5/2/95



## NICK KEIZER'S NFL REGULAR SEASON RUSHING/RECEIVING STATISTICS

DATE	TEAM	GP	GS	RECEIVING					RUSHING				
				NO.	YDS.	AVG.	LG	TD	NO.	YDS.	AVG.	LG	TD
2018	Ravens	0	0	0	0	0.0	0	0	0	0	0.0	0	0
2019	Chiefs	0	0	0	0	0.0	0	0	0	0	0.0	0	0
2020	Chiefs	13	2	6	63	10.5	22	0	0	0	0.0	0	0
<b>NFL TOTALS</b>		<b>13</b>	<b>2</b>	<b>6</b>	<b>63</b>	<b>10.5</b>	<b>22</b>	<b>0</b>	<b>0</b>	<b>0</b>	<b>0.0</b>	<b>0</b>	<b>0</b>

## 2020 GAME-BY-GAME REGULAR SEASON STATISTICS (CHIEFS)

DATE	OPPONENT	P/S	RECEIVING					RUSHING					W/L	SCORE
			NO.	YDS.	AVG.	LG	TD	NO.	YDS.	AVG.	LG	TD		
09/10	Texans	P	0	0	0.0	0	0	0	0	0.0	0	0	W	34-20
09/20	at Chargers	P	0	0	0.0	0	0	0	0	0.0	0	0	W	23-20+
09/28	at Ravens	S	0	0	0.0	0	0	0	0	0.0	0	0	W	34-20
10/05	Patriots	P	0	0	0.0	0	0	0	0	0.0	0	0	W	26-10
10/11	Raiders	S	0	0	0.0	0	0	0	0	0.0	0	0	L	32-40
10/19	at Bills	P	1	2	2.0	2	0	0	0	0.0	0	0	W	26-17
10/25	at Broncos	P	2	36	18.0	22	0	0	0	0.0	0	0	W	43-16
11/01	Jets	P	1	5	5.0	5	0	0	0	0.0	0	0	W	35-9
11/08	Panthers	P	0	0	0.0	0	0	0	0	0.0	0	0	W	33-31
11/22	at Raiders	P	1	5	5.0	5	0	0	0	0.0	0	0	W	35-31
11/29	at Buccaneers	P	0	0	0.0	0	0	0	0	0.0	0	0	W	27-24
12/06	Broncos	P	1	15	15.0	15	0	0	0	0.0	0	0	W	22-16
12/13	at Dolphins	P	0	0	0.0	0	0	0	0	0.0	0	0	W	33-27
<b>2020 TOTALS</b>			<b>13-2</b>	<b>6</b>	<b>63</b>	<b>10.5</b>	<b>22</b>	<b>0</b>	<b>0</b>	<b>0</b>	<b>0.0</b>	<b>0</b>	<b>0</b>	<b>12-1</b>

+ - Overtime



## DANIEL SORENSEN

**SAFETY #49**  
**BYU**

**7TH** YEAR IN  
THE NFL

**7TH** YEAR WITH  
THE CHIEFS

HEIGHT: 6'2"  
WEIGHT: 208  
DRAFTED: CFA-14  
BIRTHDAY: 5/3/90



### DANIEL SORENSEN'S NFL REGULAR SEASON DEFENSIVE STATISTICS

				TACKLES								INTERCEPTIONS						O. FUMB			ST				MISC	
DATE	TEAM	GP	GS	TK	S	A	TFL	YDS	SK	YDS	QBH	NO	YDS	LG	TD	PD	FF	FR	YDS	TK	S	A	FF	FR	S	A
2014	Chiefs	9	0	0	0	0	0	0	0.0	0.0	0	0	0	0	0	0	0	0	0	7	6	1	0	0	0	0
2015	Chiefs	16	0	16	14	2	1	7	1.0	7.0	2	0	0	0	0	2	0	0	0	7	6	1	0	0	0	0
2016	Chiefs	16	1	54	47	7	4	13	1.0	8.0	3	3	48	48t	1	6	2	2	56	9	8	1	0	1	0	0
2017	Chiefs	15	14	88	66	22	5	18	1.5	14.0	7	1	3	3	0	6	0	0	0	1	1	0	0	0	0	0
2018	Chiefs	7	4	26	14	12	0	0	0.0	0.0	1	1	54	54t	1	2	0	1	0	0	0	0	0	0	0	0
2019	Chiefs	16	3	52	39	13	1	7	0.0	0.0	2	2	6	6	0	4	0	0	0	5	5	0	0	0	0	0
2020	Chiefs	13	10	80	59	21	2	4	0.0	0.0	4	3	67	50t	1	3	2	0	0	0	0	0	0	0	0	0
NFL TOTALS		92	32	316	239	77	13	49	3.5	29.0	19	10	178	54t	3	23	4	3	56	29	26	3	0	1	0	0

### 2020 GAME-BY-GAME REGULAR SEASON STATISTICS (CHIEFS)

			TACKLES								INTERCEPTIONS					O. FUMB			ST				MISC				
DATE	OPPONENT	P/S	TK	S	A	SK	YDS	TFL	YDS	QBH	NO	YDS	LG	TD	PD	FF	FR	YDS	TK	S	A	FF	FR	S	A	W/L	SCORE
09/10	Texans	S	2	2	0	0.0	0.0	0	0	0	0	0	0	0	0	0	0	0	0	0	0	0	0	0	0	W	34-20
09/20	at Chargers	P	4	4	0	0.0	0.0	0	0	1	0	0	0	0	0	0	0	0	0	0	0	0	0	0	0	W	23-20+
09/28	at Ravens	S	5	4	1	0.0	0.0	0	0	0	0	0	0	0	0	0	0	0	0	0	0	0	0	0	0	W	34-20
10/05	Patriots	P	6	5	1	0.0	0.0	2	4	0	0	0	0	0	0	0	0	0	0	0	0	0	0	0	0	W	26-10
10/11	Raiders	P	7	5	2	0.0	0.0	0	0	1	0	0	0	0	0	0	0	0	0	0	0	0	0	0	0	L	32-40
10/19	at Bills	S	5	2	3	0.0	0.0	0	0	0	1	4	4	0	1	0	0	0	0	0	0	0	0	0	0	W	26-17
10/25	at Broncos	S	9	7	2	0.0	0.0	0	0	0	1	50	50	1	1	0	0	0	0	0	0	0	0	0	0	W	43-16
11/01	Jets	S	9	8	1	0.0	0.0	0	0	0	0	0	0	0	0	0	1	0	0	0	0	0	0	0	0	W	35-9
11/08	Panthers	S	10	8	2	0.0	0.0	0	0	0	0	0	0	0	0	0	1	0	0	0	0	0	0	0	0	W	33-31
11/22	at Raiders	S	4	3	1	0.0	0.0	0	0	0	1	13	13	0	1	0	0	0	0	0	0	0	0	0	0	W	35-31
11/29	at Buccaneers	S	7	4	3	0.0	0.0	0	0	0	0	0	0	0	0	0	0	0	0	0	0	0	0	0	0	W	27-24
12/06	Broncos	S	5	3	2	0.0	0.0	0	0	2	0	0	0	0	0	0	0	0	0	0	0	0	0	0	0	W	22-16
12/13	at Dolphins	S	7	4	3	0.0	0.0	0	0	0	0	0	0	0	0	0	0	0	0	0	0	0	0	0	0	W	33-27
2020 TOTALS		13-10	80	59	21	0.0	0.0	2	4	4	3	67	50t	1	3	2	0	0	0	0	0	0	0	0	0	12-1	

+ - Overtime



# UPDATED PLAYER BIOS



**WILLIE  
GAY**

**LINEBACKER #50**  
**MISSISSIPPI STATE**

**ROOKIE**

HEIGHT: 6'1"  
WEIGHT: 243  
DRAFTED: D2-20  
BIRTHDAY: 2/15/98



## WILLIE GAY'S NFL REGULAR SEASON DEFENSIVE STATISTICS

				TACKLES								INTERCEPTIONS						O. FUMB			ST					MISC		
DATE	TEAM	GP	GS	TK	S	A	TFL	YDS	SK	YDS	QBH	NO	YDS	LG	TD	PD	FF	FR	YDS	TK	S	A	FF	FR	S	A		
2020	Chiefs	13	6	26	18	8	2	2	1.0	1.0	1	0	0	0	0	2	0	0	0	2	2	0	0	0	0	0		
NFL TOTALS		13	6	26	18	8	2	2	1.0	1.0	1	0	0	0	0	2	0	0	0	2	2	0	0	0	0	0		

## 2020 GAME-BY-GAME REGULAR SEASON STATISTICS (CHIEFS)

			TACKLES							INTERCEPTIONS							O. FUMB			ST				MISC			
DATE	OPPONENT	P/S	TK	S	A	SK	YDS	TFL	YDS	QBH	NO	YDS	LG	TD	PD	FF	FR	YDS	TK	S	A	FF	FR	S	A	W/L	SCORE
09/10	Texans	P	0	0	0	0.0	0.0	0	0	0	0	0	0	0	0	0	0	0	1	1	0	0	0	0	0	W	34-20
09/20	at Chargers	P	1	0	1	0.0	0.0	0	0	0	0	0	0	0	0	0	0	0	0	0	0	0	0	0	0	W	23-20+
09/28	at Ravens	P	0	0	0	0.0	0.0	0	0	0	0	0	0	0	0	0	0	0	0	0	0	0	0	0	0	W	34-20
10/05	Patriots	S	2	1	1	0.0	0.0	0	0	0	0	0	0	0	0	0	0	0	0	0	0	0	0	0	0	W	26-10
10/11	Raiders	S	6	5	1	1.0	1.0	1	1	1	0	0	0	0	0	0	0	0	0	0	0	0	0	0	0	L	32-40
10/19	at Bills	P	1	1	0	0.0	0.0	0	0	0	0	0	0	0	0	0	0	0	0	0	0	0	0	0	0	W	26-17
10/25	at Broncos	S	4	3	1	0.0	0.0	1	1	0	0	0	0	0	2	0	0	0	0	0	0	0	0	0	0	W	43-16
11/01	Jets	S	1	1	0	0.0	0.0	0	0	0	0	0	0	0	0	0	0	0	0	0	0	0	0	0	0	W	35-9
11/08	Panthers	P	1	0	1	0.0	0.0	0	0	0	0	0	0	0	0	0	0	0	0	0	0	0	0	0	0	W	33-31
11/22	at Raiders	P	5	4	1	0.0	0.0	0	0	0	0	0	0	0	0	0	0	0	0	0	0	0	0	0	0	W	35-31
11/29	at Buccaneers	P	0	0	0	0.0	0.0	0	0	0	0	0	0	0	0	0	0	0	1	1	0	0	0	0	0	W	27-24
12/06	Broncos	S	2	1	1	0.0	0.0	0	0	0	0	0	0	0	0	0	0	0	0	0	0	0	0	0	0	W	22-16
12/13	at Dolphins	S	3	2	1	0.0	0.0	0	0	0	0	0	0	0	0	0	0	0	0	0	0	0	0	0	0	W	33-27
2020 TOTALS		13-6	26	18	8	1.0	1.0	2	2	1	0	0	0	0	2	0	0	0	2	2	0	0	0	0	0	12-1	

+ - Overtime



**MIKE  
DANNA**

**DEFENSIVE END #51**  
**MICHIGAN**

**ROOKIE**

HEIGHT: 6'2"  
WEIGHT: 261  
DRAFTED: D5-20  
BIRTHDAY: 12/1/97



# UPDATED PLAYER BIOS

## MIKE DANNA'S NFL REGULAR SEASON DEFENSIVE STATISTICS

				TACKLES								INTERCEPTIONS					O. FUMB			ST					MISC		
DATE	TEAM	GP	GS	TK	S	A	TFL	YDS	SK	YDS	QBH	NO	YDS	LG	TD	PD	FF	FR	YDS	TK	S	A	FF	FR	S	A	
2020	Chiefs	10	0	23	14	9	4	23	2.5	22.5	5	0	0	0	0	0	0	0	0	0	0	0	0	0	0	0	
NFL TOTALS		10	0	23	14	9	4	23	2.5	22.5	5	0	0	0	0	0	0	0	0	0	0	0	0	0	0	0	

## 2020 GAME-BY-GAME REGULAR SEASON STATISTICS (CHIEFS)

			TACKLES								INTERCEPTIONS					O. FUMB			ST					MISC				
DATE	OPPONENT	P/S	TK	S	A	SK	YDS	TFL	YDS	QBH	NO	YDS	LG	TD	PD	FF	FR	YDS	TK	S	A	FF	FR	S	A	W/L	SCORE	
09/10	Texans	P	3	3	0	0.0	0.0	0	0	0	0	0	0	0	0	0	0	0	0	0	0	0	0	0	0	W	34-20	
09/20	at Chargers	P	4	2	2	1.0	14.0	1	14	1	0	0	0	0	0	0	0	0	0	0	0	0	0	0	0	W	23-20+	
09/28	at Ravens	P	1	1	0	0.0	0.0	0	0	0	0	0	0	0	0	0	0	0	0	0	0	0	0	0	0	W	34-20	
10/05	Patriots	P	0	0	0	0.0	0.0	0	0	0	0	0	0	0	0	0	0	0	0	0	0	0	0	0	0	W	26-10	
10/11	Raiders		RESERVE/INJURED																								L	32-40
10/19	at Bills		RESERVE/INJURED																								W	26-17
10/25	at Broncos		RESERVE/INJURED																								W	43-16
11/01	Jets	P	1	0	1	0.0	0.0	0	0	0	0	0	0	0	0	0	0	0	0	0	0	0	0	0	0	W	35-9	
11/08	Panthers	P	1	1	0	0.0	0.0	0	0	2	0	0	0	0	0	0	0	0	0	0	0	0	0	0	0	W	33-31	
11/22	at Raiders	P	3	2	1	0.0	0.0	0	0	0	0	0	0	0	0	0	0	0	0	0	0	0	0	0	0	W	35-31	
11/29	at Buccaneers	P	3	0	3	0.5	1.5	0	0	1	0	0	0	0	0	0	0	0	0	0	0	0	0	0	0	W	27-24	
12/06	Broncos	P	3	1	2	0.0	0.0	0	0	0	0	0	0	0	0	0	0	0	0	0	0	0	0	0	0	W	22-16	
12/13	at Dolphins	P	4	4	0	1.0	7.0	3	9	1	0	0	0	0	0	0	0	0	0	0	0	0	0	0	0	W	33-27	
2020 TOTALS		10-0	23	14	9	2.5	22.5	4	23	5	0	0	0	0	0	0	0	0	0	0	0	0	0	0	0	12-1		
+ - Overtime																												

+ - Overtime



# ANTHONY HITCHENS

LINEBACKER #53  
IOWA

7<sup>TH</sup> YEAR IN THE NFL

3<sup>RD</sup> YEAR WITH THE CHIEFS

HEIGHT: 6'0"  
WEIGHT: 235  
DRAFTED: UFA-18  
BIRTHDAY: 6/10/92



## ANTHONY HITCHENS' NFL REGULAR SEASON DEFENSIVE STATISTICS

				TACKLES								INTERCEPTIONS					O. FUMB			ST					MISC	
DATE	TEAM	GP	GS	TK	S	A	TFL	YDS	SK	YDS	QBH	NO	YDS	LG	TD	PD	FF	FR	YDS	TK	S	A	FF	FR	S	A
2014	Cowboys	16	11	73	57	16	3	5	0.0	0.0	2	1	8	8	0	4	0	0	0	2	2	0	0	0	0	0
2015	Cowboys	16	9	71	40	31	5	20	2.0	14.0	5	0	0	0	0	0	1	0	0	1	1	0	0	0	0	0
2016	Cowboys	16	16	78	39	39	4	21	1.5	12.0	5	0	0	0	0	1	0	0	0	0	0	0	0	0	0	0
2017	Cowboys	12	12	92	70	22	8	15	0.0	0.0	7	0	0	0	0	2	1	0	0	0	0	0	0	0	0	0
2018	Chiefs	15	15	135	81	54	7	26	0.0	0.0	2	0	0	0	0	0	1	0	0	0	0	0	0	0	0	0
2019	Chiefs	15	15	88	51	37	4	22	2.0	31.0	4	0	0	0	0	1	1	0	0	0	0	0	0	0	0	0
2020	Chiefs	13	13	75	43	32	2	7	0.0	0.0	4	0	0	0	0	1	0	0	0	0	0	0	0	0	0	0
NFL TOTALS		103	91	612	381	231	33	116	5.5	57.0	29	1	8	8	0	9	4	0	0	3	3	0	0	0	0	0

# UPDATED PLAYER BIOS

## 2020 GAME-BY-GAME REGULAR SEASON STATISTICS (CHIEFS)

			TACKLES								INTERCEPTIONS					O. FUMB			ST					MISC			
DATE	OPPONENT	P/S	TK	S	A	SK	YDS	TFL	YDS	QBH	NO	YDS	LG	TD	PD	FF	FR	YDS	TK	S	A	FF	FR	S	A	W/L	SCORE
09/10	Texans	S	8	4	4	0.0	0.0	0	0	0	0	0	0	0	0	0	0	0	0	0	0	0	0	0	0	W	34-20
09/20	at Chargers	S	9	7	2	0.0	0.0	0	0	0	0	0	0	0	0	0	0	0	0	0	0	0	0	0	0	W	23-20+
09/28	at Ravens	S	5	0	5	0.0	0.0	0	0	0	0	0	0	0	1	0	0	0	0	0	0	0	0	0	0	W	34-20
10/05	Patriots	S	6	3	3	0.0	0.0	0	0	0	0	0	0	0	0	0	0	0	0	0	0	0	0	0	0	W	26-10
10/11	Raiders	S	10	6	4	0.0	0.0	0	0	0	0	0	0	0	0	0	0	0	0	0	0	0	0	0	0	L	32-40
10/19	at Bills	S	5	3	2	0.0	0.0	0	0	1	0	0	0	0	0	0	0	0	0	0	0	0	0	0	0	W	26-17
10/25	at Broncos	S	4	3	1	0.0	0.0	0	0	1	0	0	0	0	0	0	0	0	0	0	0	0	0	0	0	W	43-16
11/01	Jets	S	0	0	0	0.0	0.0	0	0	0	0	0	0	0	0	0	0	0	0	0	0	0	0	0	0	W	35-9
11/08	Panthers	S	6	4	2	0.0	0.0	0	0	0	0	0	0	0	0	0	0	0	0	0	0	0	0	0	0	W	33-31
11/22	at Raiders	S	6	4	2	0.0	0.0	1	3	0	0	0	0	0	0	0	0	0	0	0	0	0	0	0	0	W	35-31
11/29	at Buccaneers	S	7	3	4	0.0	0.0	1	4	2	0	0	0	0	0	0	0	0	0	0	0	0	0	0	0	W	27-24
12/06	Broncos	S	7	4	3	0.0	0.0	0	0	0	0	0	0	0	0	0	0	0	0	0	0	0	0	0	0	W	22-16
12/13	at Dolphins	S	2	2	0	0.0	0.0	0	0	0	0	0	0	0	0	0	0	0	0	0	0	0	0	0	0	W	33-27
2020 TOTALS		13-13	75	43	32	0.0	0.0	2	7	4	0	0	0	0	1	0	0	0	0	0	0	0	0	0	0	12-1	
+ - Overtime																											

+ - Overtime



# DAMIEN WILSON

**LINEBACKER #54**  
**MINNESOTA**

**6TH** YEAR IN THE NFL

**2ND** YEAR WITH THE CHIEFS

HEIGHT: 6'0"

WEIGHT: 245

DRAFTED: UFA-19

BIRTHDAY: 5/28/93



## DAMIEN WILSON'S NFL REGULAR SEASON DEFENSIVE STATISTICS

				TACKLES								INTERCEPTIONS					O. FUMB			ST				MISC		
DATE	TEAM	GP	GS	TK	S	A	TFL	YDS	SK	YDS	QBH	NO	YDS	LG	TD	PD	FF	FR	YDS	TK	S	A	FF	FR	S	A
2015	Cowboys	16	0	7	4	3	1	1	0.0	0.0	0	0	0	0	0	0	0	0	0	8	6	2	0	0	0	0
2016	Cowboys	16	6	30	23	7	4	10	0.5	4.0	2	0	0	0	0	1	0	0	0	4	4	0	0	0	0	0
2017	Cowboys	16	9	39	26	13	0	0	1.0	1.0	4	0	0	0	0	1	0	0	0	6	6	0	1	0	0	0
2018	Cowboys	16	7	36	23	13	3	8	1.0	8.0	5	0	0	0	0	0	1	0	0	6	3	3	0	0	0	0
2019	Chiefs	16	16	81	52	29	3	12	1.5	9.5	4	0	0	0	0	1	1	0	0	0	0	0	0	0	0	0
2020	Chiefs	12	12	66	39	27	2	2	0.0	0.0	0	0	0	0	0	1	1	0	0	3	3	0	0	0	0	0
NFL TOTALS		92	50	259	167	92	13	33	4.0	22.5	15	0	0	0	0	4	3	0	0	27	22	5	1	0	0	0

## 2020 GAME-BY-GAME REGULAR SEASON STATISTICS (CHIEFS)

			TACKLES								INTERCEPTIONS					O. FUMB			ST					MISC			
DATE	OPPONENT	P/S	TK	S	A	SK	YDS	TFL	YDS	QBH	NO	YDS	LG	TD	PD	FF	FR	YDS	TK	S	A	FF	FR	S	A	W/L	SCORE
09/10	Texans	S	2	1	1	0.0	0.0	0	0	0	0	0	0	0	0	0	0	0	0	0	0	0	0	0	0	W	34-20
09/20	at Chargers	S	12	7	5	0.0	0.0	1	1	0	0	0	0	0	0	0	0	0	0	0	0	0	0	0	0	W	23-20+
09/28	at Ravens	S	4	2	2	0.0	0.0	0	0	0	0	0	0	0	0	1	1	0	0	0	0	0	0	0	0	W	34-20
10/05	Patriots	S	3	2	1	0.0	0.0	0	0	0	0	0	0	0	0	0	0	0	0	1	1	0	0	0	0	W	26-10
10/11	Raiders	S	9	3	6	0.0	0.0	1	1	0	0	0	0	0	0	0	0	0	0	0	0	0	0	0	0	L	32-40
10/19	at Bills	S	6	5	1	0.0	0.0	0	0	0	0	0	0	0	0	0	0	0	0	1	1	0	0	0	0	W	26-17
10/25	at Broncos	S	8	6	2	0.0	0.0	0	0	0	0	0	0	0	0	0	0	0	0	0	0	0	0	0	0	W	43-16
11/01	Jets	S	7	6	1	0.0	0.0	0	0	0	0	0	0	0	0	0	0	0	0	0	0	0	0	0	0	W	35-9
11/08	Panthers	S	2	2	0	0.0	0.0	0	0	0	0	0	0	0	0	0	0	0	0	0	0	0	0	0	0	W	33-31
11/22	at Raiders	S	6	3	3	0.0	0.0	0	0	0	0	0	0	0	0	0	0	0	0	0	0	0	0	0	0	W	35-31
11/29	at Buccaneers	S	2	0	2	0.0	0.0	0	0	0	0	0	0	0	0	0	0	0	0	1	1	0	0	0	0	W	27-24
12/06	Broncos	S	5	2	3	0.0	0.0	0	0	0	0	0	0	0	0	0	0	0	0	0	0	0	0	0	0	W	22-16
12/13	at Dolphins		INACTIVE																			W	33-27				
2020 TOTALS		12-12	66	39	27	0.0	0.0	2	2	0	0	0	0	0	0	1	1	0	0	3	3	0	0	0	0	12-1	

+ - Overtime



# UPDATED PLAYER BIOS




## FRANK CLARK

**DEFENSIVE END #55**  
**MICHIGAN**

**6TH** YEAR IN THE NFL

**2ND** YEAR WITH THE CHIEFS

HEIGHT: 6'3"  
WEIGHT: 260  
DRAFTED: T (SEA)-19  
BIRTHDAY: 6/14/93



### FRANK CLARK'S NFL REGULAR SEASON DEFENSIVE STATISTICS

				TACKLES								INTERCEPTIONS						O. FUMB			ST				MISC	
DATE	TEAM	GP	GS	TK	S	A	TFL	YDS	SK	YDS	QBH	NO	YDS	LG	TD	PD	FF	FR	YDS	TK	S	A	FF	FR	S	A
2015	Seahawks	15	0	16	15	1	4	19	3.0	16.0	6	0	0	0	0	2	1	0	0	0	0	0	0	0	0	0
2016	Seahawks	15	5	47	25	22	11	43	10.0	68.5	18	0	0	0	0	0	2	1	27	0	0	0	0	0	0	0
2017	Seahawks	16	12	32	19	13	10	64	9.0	73.5	21	0	0	0	0	2	2	1	0	0	0	0	0	0	0	0
2018	Seahawks	16	16	41	33	8	10	42	13.0	52.5	27	1	26	26	0	2	3	2	0	0	0	0	0	0	0	0
2019	Chiefs	14	11	37	27	10	12	64	8.0	51.0	14	1	5	5	0	4	3	1	0	0	0	0	0	0	0	0
2020	Chiefs	13	13	26	19	7	7	45	5.0	40.0	12	0	0	0	0	2	0	1	14	0	0	0	0	0	0	0
NFL TOTALS		89	57	199	138	61	54	277	48.0	301.5	98	2	31	26	0	12	11	6	41	0	0	0	0	0	0	0

### 2020 GAME-BY-GAME REGULAR SEASON STATISTICS (CHIEFS)

			TACKLES								INTERCEPTIONS					O. FUMB			ST				MISC				
DATE	OPPONENT	P/S	TK	S	A	SK	YDS	TFL	YDS	QBH	NO	YDS	LG	TD	PD	FF	FR	YDS	TK	S	A	FF	FR	S	A	W/L	SCORE
09/10	Texans	S	3	2	1	1.0	2.0	1	2	0	0	0	0	0	0	0	0	0	0	0	0	0	0	0	0	W	34-20
09/20	at Chargers	S	2	1	1	0.0	0.0	0	0	0	0	0	0	0	0	0	0	0	0	0	0	0	0	0	0	W	23-20+
09/28	at Ravens	S	1	1	0	1.0	10.0	1	10	1	0	0	0	0	0	0	0	0	0	0	0	0	0	0	0	W	34-20
10/05	Patriots	S	4	4	0	1.0	13.0	1	13	3	0	0	0	0	0	0	0	0	0	0	0	0	0	0	0	W	26-10
10/11	Raiders	S	1	1	0	0.0	0.0	0	0	0	0	0	0	0	0	0	0	0	0	0	0	0	0	0	0	L	32-40
10/19	at Bills	S	1	1	0	0.0	0.0	1	3	2	0	0	0	0	0	1	0	0	0	0	0	0	0	0	0	W	26-17
10/25	at Broncos	S	2	2	0	0.0	0.0	0	0	0	0	0	0	0	0	0	1	14	0	0	0	0	0	0	0	W	43-16
11/01	Jets	S	4	2	2	0.0	0.0	1	2	1	0	0	0	0	0	0	0	0	0	0	0	0	0	0	0	W	35-9
11/08	Panthers	S	2	1	1	1.0	7.0	1	7	2	0	0	0	0	0	0	0	0	0	0	0	0	0	0	0	W	33-31
11/22	at Raiders	S	1	0	1	0.0	0.0	0	0	0	0	0	0	0	0	0	0	0	0	0	0	0	0	0	0	W	35-31
11/29	at Buccaneers	S	1	0	1	0.0	0.0	0	0	1	0	0	0	0	0	0	0	0	0	0	0	0	0	0	0	W	27-24
12/06	Broncos	S	2	2	0	0.0	0.0	0	0	1	0	0	0	0	0	1	0	0	0	0	0	0	0	0	0	W	22-16
12/13	at Dolphins	S	2	2	0	1.0	8.0	1	8	1	0	0	0	0	0	0	0	0	0	0	0	0	0	0	0	W	33-27
2020 TOTALS		13-13	26	19	7	5.0	40.0	7	45	12	0	0	0	0	2	0	1	14	0	0	0	0	0	0	0	12-1	

+ - Overtime



# UPDATED PLAYER BIOS



## BEN NIEMANN

LINEBACKER #56  
IOWA

3<sup>RD</sup> YEAR IN  
THE NFL

3<sup>RD</sup> YEAR WITH  
THE CHIEFS

HEIGHT: 6'2"  
WEIGHT: 235  
DRAFTED: CFA-18  
BIRTHDAY: 7/27/95



### BEN NIEMANN'S NFL REGULAR SEASON DEFENSIVE STATISTICS

				TACKLES									INTERCEPTIONS					O. FUMB			ST					MISC		
DATE	TEAM	GP	GS	TK	S	A	TFL	YDS	SK	YDS	QBH	NO	YDS	LG	TD	PD	FF	FR	YDS	TK	S	A	FF	FR	S	A		
2018	Chiefs	14	1	8	5	3	0	0	0.0	0.0	0	0	0	0	0	0	0	0	0	2	2	0	0	0	0	0		
2019	Chiefs	16	1	50	30	20	1	4	0.0	0.0	1	0	0	0	0	1	0	0	0	6	5	1	0	1	0	0		
2020	Chiefs	13	3	32	21	11	2	8	1.0	8.0	3	0	0	0	0	0	0	2	0	1	0	1	0	0	0	0		
NFL TOTALS		43	5	90	56	34	3	12	1.0	8.0	4	0	0	0	0	1	0	2	0	9	7	2	0	1	0	0		

### 2020 GAME-BY-GAME REGULAR SEASON STATISTICS (CHIEFS)

DATE	OPPONENT	P/S	TACKLES					YDS	QBH	INTERCEPTIONS					O. FUMB			ST			MISC			W/L	SCORE
			TK	S	A	SK	TFL			NO	YDS	LG	TD	PD	FF	FR	YDS	TK	S	A	FF	FR	S	A	
09/10	Texans	P	0	0	0	0.0	0.0	0	0	0	0	0	0	0	0	0	0	0	0	0	0	0	0	W	34-20
09/20	at Chargers	S	9	5	4	0.0	0.0	0	0	0	0	0	0	0	0	0	0	0	0	0	0	0	0	W	23-20+
09/28	at Ravens	S	2	2	0	1.0	8.0	1	8	1	0	0	0	0	0	1	0	0	0	0	0	0	0	W	34-20
10/05	Patriots	P	2	1	1	0.0	0.0	0	0	0	0	0	0	0	0	1	0	0	0	0	0	0	0	W	26-10
10/11	Raiders	P	2	1	1	0.0	0.0	0	0	1	0	0	0	0	0	0	0	0	0	0	0	0	0	L	32-40
10/19	at Bills	P	3	2	1	0.0	0.0	0	0	0	0	0	0	0	0	0	0	0	0	0	0	0	0	W	26-17
10/25	at Broncos	P	2	1	1	0.0	0.0	0	0	0	0	0	0	0	0	0	0	0	0	0	0	0	0	W	43-16
11/01	Jets	P	2	1	1	0.0	0.0	0	0	0	0	0	0	0	0	0	0	0	0	0	0	0	0	W	35-9
11/08	Panthers	P	4	3	1	0.0	0.0	0	0	0	0	0	0	0	0	0	0	0	0	0	0	0	0	W	33-31
11/22	at Raiders	P	0	0	0	0.0	0.0	0	0	0	0	0	0	0	0	0	0	0	0	0	0	0	0	W	35-31
11/29	at Buccaneers	P	0	0	0	0.0	0.0	0	0	0	0	0	0	0	0	0	0	0	0	0	0	0	0	W	27-24
12/06	Broncos	P	2	1	1	0.0	0.0	0	0	0	0	0	0	0	0	0	0	0	0	0	0	0	0	W	22-16
12/13	at Dolphins	S	4	4	0	0.0	0.0	1	0	1	0	0	0	0	0	0	0	1	0	1	0	0	0	W	33-27
2020 TOTALS		13-3	32	21	11	1.0	8.0	2	8	3	0	0	0	0	0	2	0	1	0	1	0	0	0	0	12-1

+ - Overtime



## ALEX OKAFOR

DEFENSIVE END #57  
TEXAS

8<sup>TH</sup> YEAR IN  
THE NFL

2<sup>ND</sup> YEAR WITH  
THE CHIEFS

HEIGHT: 6'4"  
WEIGHT: 261  
DRAFTED: UFA-19  
BIRTHDAY: 8/2/91



# UPDATED PLAYER BIOS

## ALEX OKAFOR'S NFL REGULAR SEASON DEFENSIVE STATISTICS

				TACKLES								INTERCEPTIONS						O. FUMB			ST						MISC	
DATE	TEAM	GP	GS	TK	S	A	TFL	YDS	SK	YDS	QBH	NO	YDS	LG	TD	PD	FF	FR	YDS	TK	S	A	FF	FR	S	A		
2013	Cardinals	1	0	0	0	0	0	0	0.0	0.0	0	0	0	0	0	0	0	0	0	1	1	0	0	0	0	0		
2014	Cardinals	13	12	30	28	2	11	72	8.0	65.0	13	1	26	26	0	3	0	0	0	0	0	0	0	0	0	0		
2015	Cardinals	13	13	31	25	6	4	9	2.0	1.0	11	0	0	0	0	1	0	1	0	0	0	0	0	0	0	0		
2016	Cardinals	15	0	11	8	3	3	36	3.5	28.5	6	0	0	0	0	0	1	0	0	2	2	0	0	1	0	0		
2017	Saints	10	10	43	27	16	5	17	4.5	26.0	9	0	0	0	0	4	2	0	0	0	0	0	0	0	0	0		
2018	Saints	16	16	36	25	11	5	27	4.0	20.0	9	0	0	0	0	1	0	1	0	0	0	0	0	0	0	0		
2019	Chiefs	10	9	22	15	7	5	34	5.0	33.0	9	0	0	0	0	1	1	0	0	0	0	0	0	0	0	0		
2020	Chiefs	8	0	11	6	5	0	0	1.0	3.5	7	0	0	0	0	0	0	0	0	0	0	0	0	0	0	0		
NFL TOTALS		86	60	184	134	50	33	195	28.0	177.0	64	1	26	26	0	10	4	2	0	3	3	0	0	1	0	0		

## 2020 GAME-BY-GAME REGULAR SEASON STATISTICS (CHIEFS)

			TACKLES							INTERCEPTIONS					O. FUMB			ST					MISC					
DATE	OPPONENT	P/S	TK	S	A	SK	YDS	TFL	YDS	QBH	NO	YDS	LG	TD	PD	FF	FR	YDS	TK	S	A	FF	FR	S	A	W/L	SCORE	
09/10	Texans	P	1	0	1	0.5	2.0	0	0	2	0	0	0	0	0	0	0	0	0	0	0	0	0	0	0	W	34-20	
09/20	at Chargers		INACTIVE																								W	23-20+
09/28	at Ravens		INACTIVE																								W	34-20
10/05	Patriots	P	2	2	0	0.0	0.0	0	0	1	0	0	0	0	0	0	0	0	0	0	0	0	0	0	0	W	26-10	
10/11	Raiders	P	2	2	0	0.0	0.0	0	0	0	0	0	0	0	0	0	0	0	0	0	0	0	0	0	0	L	32-40	
10/19	at Bills	P	1	0	1	0.0	0.0	0	0	0	0	0	0	0	0	0	0	0	0	0	0	0	0	0	0	W	26-17	
10/25	at Broncos		RESERVE/INJURED																								W	43-16
11/01	Jets		RESERVE/INJURED																								W	35-9
11/08	Panthers		RESERVE/INJURED																								W	33-31
11/22	at Raiders	P	0	0	0	0.0	0.0	0	0	0	0	0	0	0	0	0	0	0	0	0	0	0	0	0	0	W	35-31	
11/29	at Buccaneers	P	3	1	2	0.5	1.5	0	0	1	0	0	0	0	0	0	0	0	0	0	0	0	0	0	0	W	27-24	
12/06	Broncos	P	2	1	1	0.0	0.0	0	0	0	0	0	0	0	0	0	0	0	0	0	0	0	0	0	0	W	22-16	
12/13	at Dolphins	P	0	0	0	0.0	0.0	0	0	3	0	0	0	0	0	0	0	0	0	0	0	0	0	0	0	W	33-27	
2020 TOTALS		8-0	11	6	5	1.0	3.5	0	0	7	0	0	0	0	0	0	0	0	0	0	0	0	0	0	0	12-1		

+ - Overtime



# AUSTIN REITER

**CENTER #62**  
**SOUTH FLORIDA**

**5TH** YEAR IN THE NFL

**3RD** YEAR WITH THE CHIEFS

HEIGHT: 6'3"  
WEIGHT: 300  
DRAFTED: W (CLE)-18  
BIRTHDAY: 11/27/91



## AUSTIN REITER'S NFL REGULAR SEASON STATISTICS

DATE	TEAM	GP	GS
2015	Washington	0	0
2016	Washington	0	0
Went from <b>Washington</b> to <b>Cleveland</b> .			
2016	Browns	1	1
2016	TOTAL	1	1
2017	Browns	16	0
2018	Chiefs	11	4
2019	Chiefs	16	16
2020	Chiefs	13	10
NFL TOTALS		57	31

# UPDATED PLAYER BIOS

## 2020 GAME-BY-GAME REGULAR SEASON STATISTICS (CHIEFS)

DATE	OPPONENT	P/S	W/L	SCORE
09/10	Texans	S	W	34-20
09/20	at Chargers	S	W	23-20+
09/28	at Ravens	S	W	34-20
10/05	Patriots	S	W	26-10
10/11	Raiders	S	L	32-40
10/19	at Bills	P	W	26-17
10/25	at Broncos	P	W	43-16
11/01	Jets	P	W	35-9
11/08	Panthers	S	W	33-31
11/22	at Raiders	S	W	35-31
11/29	at Buccaneers	S	W	27-24
12/06	Broncos	S	W	22-16
12/13	at Dolphins	S	W	33-27
<b>2020 TOTALS</b>		<b>13-10</b>	<b>12-1</b>	

+ - Overtime



# MIKE PENNEL

**DEFENSIVE TACKLE #64**  
COLORADO STATE-PUEBLO

**7TH** YEAR IN THE NFL

**2ND** YEAR WITH THE CHIEFS

HEIGHT: 6'4"

WEIGHT: 330

DRAFTED: FA-19

BIRTHDAY: 5/9/91



## MIKE PENNEL'S NFL REGULAR SEASON DEFENSIVE STATISTICS

				TACKLES								INTERCEPTIONS						O. FUMB			ST					MISC	
DATE	TEAM	GP	GS	TK	S	A	TFL	YDS	SK	YDS	QBH	NO	YDS	LG	TD	PD	FF	FR	YDS	TK	S	A	FF	FR	S	A	
2014	Packers	13	0	8	7	1	1	0	0.0	0.0	1	0	0	0	0	0	0	0	0	0	0	0	0	0	0	0	
2015	Packers	16	5	25	16	9	2	2	1.0	0.0	4	0	0	0	0	0	1	0	0	0	0	0	0	0	0	0	
2016	Packers	8	0	7	5	2	3	17	0.0	0.0	1	0	0	0	0	1	0	0	0	0	0	0	0	0	0	0	
2017	Jets	16	3	35	20	15	0	0	0.0	0.0	1	0	0	0	0	0	0	0	0	0	0	0	0	0	0	0	
2018	Jets	16	7	27	16	11	0	0	0.0	0.0	2	0	0	0	0	1	0	0	0	0	0	0	0	0	0	0	
2019	Chiefs	8	0	24	13	11	2	11	1.0	8.0	2	0	0	0	0	0	0	0	0	0	0	0	0	0	0	0	
2020	Chiefs	11	1	20	9	11	0	0	0.0	0.0	0	0	0	0	0	0	0	0	0	0	0	0	0	0	0	0	
NFL TOTALS		88	16	146	86	60	8	30	2.0	8.0	11	0	0	0	0	2	1	0	0	0	0	0	0	0	0	0	

## 2020 GAME-BY-GAME REGULAR SEASON STATISTICS (CHIEFS)

			TACKLES						INTERCEPTIONS						O. FUMB			ST				MISC					
DATE	OPPONENT	P/S	TK	S	A	SK	YDS	TFL	YDS	QBH	NO	YDS	LG	TD	PD	FF	FR	YDS	TK	S	A	FF	FR	S	A	W/L	SCORE
09/10	Texans		RESERVE/LEAGUE SUSP.																	W	34-20						
09/20	at Chargers		RESERVE/LEAGUE SUSP.																	W	23-20+						
09/28	at Ravens	P	1	0	1	0.0	0.0	0	0	0	0	0	0	0	0	0	0	0	0	0	0	0	0	0	0	W	34-20
10/05	Patriots	S	10	5	5	0.0	0.0	0	0	0	0	0	0	0	0	0	0	0	0	0	0	0	0	0	0	W	26-10
10/11	Raiders	P	1	1	0	0.0	0.0	0	0	0	0	0	0	0	0	0	0	0	0	0	0	0	0	0	0	L	32-40
10/19	at Bills	P	0	0	0	0.0	0.0	0	0	0	0	0	0	0	0	0	0	0	0	0	0	0	0	0	0	W	26-17
10/25	at Broncos	P	1	1	0	0.0	0.0	0	0	0	0	0	0	0	0	0	0	0	0	0	0	0	0	0	0	W	43-16
11/01	Jets	P	2	0	2	0.0	0.0	0	0	0	0	0	0	0	0	0	0	0	0	0	0	0	0	0	0	W	35-9
11/08	Panthers	P	0	0	0	0.0	0.0	0	0	0	0	0	0	0	0	0	0	0	0	0	0	0	0	0	0	W	33-31
11/22	at Raiders	P	1	0	1	0.0	0.0	0	0	0	0	0	0	0	0	0	0	0	0	0	0	0	0	0	0	W	35-31
11/29	at Buccaneers	P	0	0	0	0.0	0.0	0	0	0	0	0	0	0	0	0	0	0	0	0	0	0	0	0	0	W	27-24
12/06	Broncos	P	0	0	0	0.0	0.0	0	0	0	0	0	0	0	0	0	0	0	0	0	0	0	0	0	0	W	22-16
12/13	at Dolphins	P	4	2	2	0.0	0.0	0	0	0	0	0	0	0	0	0	0	0	0	0	0	0	0	0	0	W	33-27
2020 TOTALS		11-1	20	9	11	0.0	0.0	0	0	0	0	0	0	0	0	0	0	0	0	0	0	0	0	0	0	12-1	

+ - Overtime



# UPDATED PLAYER BIOS



## DANIEL KILGORE

**CENTER #67**  
**APPALACHIAN STATE**

**10<sup>TH</sup>** YEAR IN  
THE NFL

**1<sup>ST</sup>** YEAR WITH  
THE CHIEFS

**HEIGHT:** 6'3"  
**WEIGHT:** 291  
**DRAFTED:** FA-20  
**BIRTHDAY:** 12/18/87



### DANIEL KILGORE'S NFL REGULAR SEASON STATISTICS

DATE	TEAM	GP	GS
2011	49ers	1	0
2012	49ers	16	0
2013	49ers	16	0
2014	49ers	7	7
2015	49ers	5	3
2016	49ers	13	13
2017	49ers	16	16
2018	Dolphins	4	4
2019	Dolphins	13	13
2020	Chiefs	5	3
<b>NFL TOTALS</b>		<b>96</b>	<b>59</b>

### 2020 GAME-BY-GAME REGULAR SEASON STATISTICS (CHIEFS)

DATE	OPPONENT	P/S		W/L	SCORE
09/10	Texans		DID NOT PLAY	W	34-20
09/20	at Chargers		DID NOT PLAY	W	23-20+
09/28	at Ravens		DID NOT PLAY	W	34-20
10/05	Patriots		DID NOT PLAY	W	26-10
10/11	Raiders	P		L	32-40
10/19	at Bills	S		W	26-17
10/25	at Broncos	S		W	43-16
11/01	Jets	S		W	35-9
11/08	Panthers	P		W	33-31
11/22	at Raiders		DID NOT PLAY	W	35-31
11/29	at Buccaneers		DID NOT PLAY	W	27-24
12/06	Broncos		DID NOT PLAY	W	22-16
12/13	at Dolphins		DID NOT PLAY	W	33-27
<b>2020 TOTALS</b>		<b>5-3</b>		<b>12-1</b>	

+ - Overtime



# UPDATED PLAYER BIOS



**ERIC  
FISHER**

**TACKLE #72**  
**CENTRAL MICHIGAN**

**8TH** YEAR IN  
THE NFL

**8TH** YEAR WITH  
THE CHIEFS

HEIGHT: 6'7"  
WEIGHT: 315  
DRAFTED: D1-13  
BIRTHDAY: 5/1/91



## ERIC FISHER'S NFL REGULAR SEASON STATISTICS

DATE	TEAM	GP	GS
2013	Chiefs	14	13
2014	Chiefs	16	16
2015	Chiefs	16	14
2016	Chiefs	16	16
2017	Chiefs	16	15
2018	Chiefs	16	16
2019	Chiefs	8	8
2020	Chiefs	13	13
<b>NFL TOTALS</b>		<b>115</b>	<b>111</b>

## 2020 GAME-BY-GAME REGULAR SEASON STATISTICS (CHIEFS)

DATE	OPPONENT	P/S	W/L	SCORE
09/10	Texans	S	W	34-20
09/20	at Chargers	S	W	23-20+
09/28	at Ravens	S	W	34-20
10/05	Patriots	S	W	26-10
10/11	Raiders	S	L	32-40
10/19	at Bills	S	W	26-17
10/25	at Broncos	S	W	43-16
11/01	Jets	S	W	35-9
11/08	Panthers	S	W	33-31
11/22	at Raiders	S	W	35-31
11/29	at Buccaneers	S	W	27-24
12/06	Broncos	S	W	22-16
12/13	at Dolphins	S	W	33-27
<b>2020 TOTALS</b>		<b>13-13</b>	<b>12-1</b>	

+ - Overtime

# UPDATED PLAYER BIOS



## NICK ALLEGRETTI

**#73**  
**ILLINOIS**

**2<sup>ND</sup>** YEAR IN  
THE NFL

**2<sup>ND</sup>** YEAR WITH  
THE CHIEFS

HEIGHT: 6'4"  
WEIGHT: 320  
DRAFTED: D7-19  
BIRTHDAY: 4/21/96



### NICK ALLEGRETTI'S NFL REGULAR SEASON STATISTICS

DATE	TEAM	GP	GS
2019	Chiefs	7	0
2020	Chiefs	13	7
<b>NFL TOTALS</b>		<b>20</b>	<b>7</b>

### 2020 GAME-BY-GAME REGULAR SEASON STATISTICS (CHIEFS)

DATE	OPPONENT	P/S	W/L	SCORE
09/10	Texans	P	W	34-20
09/20	at Chargers	P	W	23-20+
09/28	at Ravens	P	W	34-20
10/05	Patriots	P	W	26-10
10/11	Raiders	P	L	32-40
10/19	at Bills	P	W	26-17
10/25	at Broncos	S	W	43-16
11/01	Jets	S	W	35-9
11/08	Panthers	S	W	33-31
11/22	at Raiders	S	W	35-31
11/29	at Buccaneers	S	W	27-24
12/06	Broncos	S	W	22-16
12/13	at Dolphins	S	W	33-27
<b>2020 TOTALS</b>		<b>13-7</b>	<b>12-1</b>	

+ - Overtime



## MARTINAS RANKIN

**TACKLE #74**  
**MISSISSIPPI STATE**

**3<sup>RD</sup>** YEAR IN  
THE NFL

**2<sup>ND</sup>** YEAR WITH  
THE CHIEFS

HEIGHT: 6'5"  
WEIGHT: 311  
DRAFTED: T (HOU)-19  
BIRTHDAY: 10/20/94



# UPDATED PLAYER BIOS

## MARTINAS RANKIN'S NFL REGULAR SEASON STATISTICS

DATE	TEAM	GP	GS
2018	Texans	16	4
2019	Chiefs	6	5
2020	Chiefs	0	0
<b>NFL TOTALS</b>		<b>22</b>	<b>9</b>

## 2020 GAME-BY-GAME REGULAR SEASON STATISTICS (CHIEFS)

DATE	OPPONENT	P/S		W/L	SCORE
09/10	Texans		RESERVE/PHYSICALLY-UNABLE-TO-PERFORM	W	34-20
09/20	at Chargers		RESERVE/PHYSICALLY-UNABLE-TO-PERFORM	W	23-20+
09/28	at Ravens		RESERVE/PHYSICALLY-UNABLE-TO-PERFORM	W	34-20
10/05	Patriots		RESERVE/PHYSICALLY-UNABLE-TO-PERFORM	W	26-10
10/11	Raiders		RESERVE/PHYSICALLY-UNABLE-TO-PERFORM	L	32-40
10/19	at Bills		RESERVE/PHYSICALLY-UNABLE-TO-PERFORM	W	26-17
10/25	at Broncos		RESERVE/PHYSICALLY-UNABLE-TO-PERFORM	W	43-16
11/01	Jets		RESERVE/PHYSICALLY-UNABLE-TO-PERFORM	W	35-9
11/08	Panthers		RESERVE/PHYSICALLY-UNABLE-TO-PERFORM	W	33-31
11/22	at Raiders		RESERVE/COVID-19	W	35-31
11/29	at Buccaneers		DID NOT PLAY	W	27-24
12/06	Broncos		INACTIVE	W	22-16
12/13	at Dolphins		INACTIVE	W	33-27
<b>2020 TOTALS</b>		<b>0-0</b>		<b>12-1</b>	

+ - Overtime



# MIKE REMMERS

**TACKLE #75**  
**OREGON STATE**

**8<sup>TH</sup>** YEAR IN THE NFL

**1<sup>ST</sup>** YEAR WITH THE CHIEFS

HEIGHT: 6'5"  
WEIGHT: 308  
DRAFTED: FA-20  
BIRTHDAY: 4/11/89



## MIKE REMMERS' NFL REGULAR SEASON STATISTICS

DATE	TEAM	GP	GS
2012	Broncos	0	0
2012	Buccaneers	0	0
2012	<b>TOTAL</b>	<b>0</b>	<b>0</b>
2013	Buccaneers	0	0
2013	Chargers	1	0
2013	Vikings	0	0
2013	<b>TOTAL</b>	<b>1</b>	<b>0</b>
2014	Panthers	5	5
2015	Panthers	16	16
2016	Panthers	16	16
2017	Vikings	11	11
2018	Vikings	16	16
2019	Giants	14	14
2020	Chiefs	12	9
<b>NFL TOTALS</b>		<b>91</b>	<b>87</b>

Went from **Denver** to **Tampa Bay**.

Went from **Tampa Bay** to **San Diego**.

Went from **San Diego** to **Minnesota**.



# UPDATED PLAYER BIOS

## 2020 GAME-BY-GAME REGULAR SEASON STATISTICS (CHIEFS)

DATE	OPPONENT	P/S	W/L	SCORE
09/10	Texans		W	34-20
09/20	at Chargers	P	W	23-20+
09/28	at Ravens	S	W	34-20
10/05	Patriots	P	W	26-10
10/11	Raiders	P	L	32-40
10/19	at Bills	S	W	26-17
10/25	at Broncos	S	W	43-16
11/01	Jets	S	W	35-9
11/08	Panthers	S	W	33-31
11/22	at Raiders	S	W	35-31
11/29	at Buccaneers	S	W	27-24
12/06	Broncos	S	W	22-16
12/13	at Dolphins	S	W	33-27
<b>2020 TOTALS</b>		<b>12-9</b>	<b>12-1</b>	

+ - Overtime

## MIKE REMMERS' NFL REGULAR SEASON DEFENSIVE STATISTICS

THREE REPEATERS WERE REGULAR SEASON DEFENSIVE STATISTICS																											
DATE	TEAM	GP	GS	TACKLES								INTERCEPTIONS					O. FUMB			ST					MISC		
				TK	S	A	TFL	YDS	SK	YDS	QBH	NO	YDS	LG	TD	PD	FF	FR	YDS	TK	S	A	FF	FR	S	A	
2012	Broncos	0	0	0	0	0	0	0	0.0	0.0	0	0	0	0	0	0	0	0	0	0	0	0	0	0	0	0	
Went from <b>Denver</b> to <b>Tampa Bay</b> .																											
2012	Buccaneers	0	0	0	0	0	0	0	0	0.0	0.0	0	0	0	0	0	0	0	0	0	0	0	0	0	0	0	
2012	TOTAL	0	0	0	0	0	0	0	0	0.0	0.0	0	0	0	0	0	0	0	0	0	0	0	0	0	0	0	
2013	Buccaneers	0	0	0	0	0	0	0	0	0.0	0.0	0	0	0	0	0	0	0	0	0	0	0	0	0	0	0	
Went from <b>Tampa Bay</b> to <b>San Diego</b> .																											
2013	Chargers	1	0	0	0	0	0	0	0	0.0	0.0	0	0	0	0	0	0	0	0	0	0	0	0	0	0	0	
Went from <b>San Diego</b> to <b>Minnesota</b> .																											
2013	Vikings	0	0	0	0	0	0	0	0	0.0	0.0	0	0	0	0	0	0	0	0	0	0	0	0	0	0	0	
2013	TOTAL	1	0	0	0	0	0	0	0	0.0	0.0	0	0	0	0	0	0	0	0	0	0	0	0	0	0	0	
2014	Panthers	5	5	0	0	0	0	0	0	0.0	0.0	0	0	0	0	0	0	0	0	0	0	0	0	0	0	0	
2015	Panthers	16	16	0	0	0	0	0	0	0.0	0.0	0	0	0	0	0	0	0	0	0	0	0	0	0	1	0	
2016	Panthers	16	16	0	0	0	0	0	0	0.0	0.0	0	0	0	0	0	0	0	0	0	0	0	0	0	1	0	
2017	Vikings	11	11	0	0	0	0	0	0	0.0	0.0	0	0	0	0	0	0	0	0	0	0	0	0	0	1	0	
2018	Vikings	16	16	0	0	0	0	0	0	0.0	0.0	0	0	0	0	0	0	0	0	0	0	0	0	0	2	0	
2019	Giants	14	14	0	0	0	0	0	0	0.0	0.0	0	0	0	0	0	0	0	0	0	0	0	0	0	0	0	
2020	Chiefs	12	9	0	0	0	0	0	0	0.0	0.0	0	0	0	0	0	0	0	0	0	0	0	0	0	0	0	
NFL TOTALS		91	87	0	0	0	0	0	0	0.0	0.0	0	0	0	0	0	0	0	0	0	0	0	0	0	5	0	

## 2020 GAME-BY-GAME REGULAR SEASON STATISTICS (CHIEFS)

			TACKLES							INTERCEPTIONS				O. FUMB			ST				MISC						
DATE	OPPONENT	P/S	TK	S	A	SK	YDS	TFL	YDS	QBH	NO	YDS	LG	TD	PD	FF	FR	YDS	TK	S	A	FF	FR	S	A	W/L	SCORE
09/10	Texans		DID NOT PLAY																						W	34-20	
09/20	at Chargers	P	0	0	0	0.0	0.0	0	0	0	0	0	0	0	0	0	0	0	0	0	0	0	0	0	0	W	23-20+
09/28	at Ravens	S	0	0	0	0.0	0.0	0	0	0	0	0	0	0	0	0	0	0	0	0	0	0	0	0	0	W	34-20
10/05	Patriots	P	0	0	0	0.0	0.0	0	0	0	0	0	0	0	0	0	0	0	0	0	0	0	0	0	0	W	26-10
10/11	Raiders	P	0	0	0	0.0	0.0	0	0	0	0	0	0	0	0	0	0	0	0	0	0	0	0	0	0	L	32-40
10/19	at Bills	S	0	0	0	0.0	0.0	0	0	0	0	0	0	0	0	0	0	0	0	0	0	0	0	0	0	W	26-17
10/25	at Broncos	S	0	0	0	0.0	0.0	0	0	0	0	0	0	0	0	0	0	0	0	0	0	0	0	0	0	W	43-16
11/01	Jets	S	0	0	0	0.0	0.0	0	0	0	0	0	0	0	0	0	0	0	0	0	0	0	0	0	0	W	35-9
11/08	Panthers	S	0	0	0	0.0	0.0	0	0	0	0	0	0	0	0	0	0	0	0	0	0	0	0	0	0	W	33-31
11/22	at Raiders	S	0	0	0	0.0	0.0	0	0	0	0	0	0	0	0	0	0	0	0	0	0	0	0	0	0	W	35-31
11/29	at Buccaneers	S	0	0	0	0.0	0.0	0	0	0	0	0	0	0	0	0	0	0	0	0	0	0	0	0	0	W	27-24
12/06	Broncos	S	0	0	0	0.0	0.0	0	0	0	0	0	0	0	0	0	0	0	0	0	0	0	0	0	0	W	22-16
12/13	at Dolphins	S	0	0	0	0.0	0.0	0	0	0	0	0	0	0	0	0	0	0	0	0	0	0	0	0	0	W	33-27
2020 TOTALS		12-9	0	0	0	0.0	0.0	0	0	0	0	0	0	0	0	0	0	0	0	0	0	0	0	0	0	12-1	

+ - Overtime



# UPDATED PLAYER BIOS



## ANDREW WYLIE

**GUARD #77**  
**EASTERN MICHIGAN**

**3<sup>RD</sup>** YEAR IN  
THE NFL

**4<sup>TH</sup>** YEAR WITH  
THE CHIEFS

**HEIGHT:** 6'6"  
**WEIGHT:** 309  
**DRAFTED:** FA-17  
**BIRTHDAY:** 8/19/94



### ANDREW WYLIE'S NFL REGULAR SEASON STATISTICS

DATE	TEAM	GP	GS
2017	Colts	0	0
2017	Browns	0	0
2017	Chargers	0	0
2017	Chiefs	0	0
2017	<b>TOTAL</b>	<b>0</b>	<b>0</b>
2018	Chiefs	16	10
2019	Chiefs	11	11
2020	Chiefs	12	12
<b>NFL TOTALS</b>		<b>39</b>	<b>33</b>

Went from **Indianapolis** to **Cleveland**.

Went from **Cleveland** to **L.A. Chargers**.

Went from **L.A. Chargers** to **Kansas City**.

### 2020 GAME-BY-GAME REGULAR SEASON STATISTICS (CHIEFS)

DATE	OPPONENT	P/S	W/L	SCORE
09/10	Texans	S	W	34-20
09/20	at Chargers	S	W	23-20+
09/28	at Ravens	S	W	34-20
10/05	Patriots	S	W	26-10
10/11	Raiders	S	L	32-40
10/19	at Bills	S	W	26-17
10/25	at Broncos	S	W	43-16
11/01	Jets	S	W	35-9
11/08	Panthers	S	W	33-31
11/22	at Raiders	S	W	35-31
11/29	at Buccaneers	S	W	27-24
12/06	Broncos	S	W	22-16
12/13	at Dolphins	S	W	33-27
<b>2020 TOTALS</b>		<b>12-12</b>	<b>12-1</b>	

+ - Overtime

# UPDATED PLAYER BIOS



## YASIR DURANT

**OFFENSIVE LINEMAN #79**  
**MISSOURI**

**ROOKIE**

HEIGHT: 6'7"  
WEIGHT: 330  
DRAFTED: CFA-20  
BIRTHDAY: 5/21/98



### YASIR DURANT'S NFL REGULAR SEASON STATISTICS

DATE	TEAM	GP	GS
2020	Chiefs	8	0
<b>NFL TOTALS</b>		<b>8</b>	<b>0</b>

### 2020 GAME-BY-GAME REGULAR SEASON STATISTICS (CHIEFS)

DATE	OPPONENT	P/S		W/L	SCORE
09/10	Texans		INACTIVE	W	34-20
09/20	at Chargers		INACTIVE	W	23-20+
09/28	at Ravens		DID NOT PLAY	W	34-20
10/05	Patriots		INACTIVE	W	26-10
10/11	Raiders		INACTIVE	L	32-40
10/19	at Bills	P		W	26-17
10/25	at Broncos	P		W	43-16
11/01	Jets	P		W	35-9
11/08	Panthers	P		W	33-31
11/22	at Raiders	P		W	35-31
11/29	at Buccaneers	P		W	27-24
12/06	Broncos	P		W	22-16
12/13	at Dolphins	P		W	33-27
<b>2020 TOTALS</b>		<b>8-0</b>		<b>12-1</b>	

+ - Overtime



## DEON YELDER

**TIGHT END #82**  
**WESTERN KENTUCKY**

**3RD** YEAR IN  
THE NFL

**3RD** YEAR WITH  
THE CHIEFS

HEIGHT: 6'4"  
WEIGHT: 255  
DRAFTED: FA-18  
BIRTHDAY: 6/3/95



# UPDATED PLAYER BIOS

## DEON YELDER'S NFL REGULAR SEASON RUSHING/RECEIVING STATISTICS

DATE	TEAM	GP	GS	RECEIVING					RUSHING				
				NO.	YDS.	AVG.	LG	TD	NO.	YDS.	AVG.	LG	TD
2018	Saints	0	0	0	0	0.0	0	0	0	0	0.0	0	0
Went from <b>New Orleans</b> to <b>Kansas City</b> .													
2018	Chiefs	3	0	0	0	0.0	0	0	0	0	0.0	0	0
2018	<b>TOTAL</b>	<b>3</b>	<b>0</b>	<b>0</b>	<b>0</b>	<b>0.0</b>	<b>0</b>	<b>0</b>	<b>0</b>	<b>0</b>	<b>0.0</b>	<b>0</b>	<b>0</b>
2019	Chiefs	9	1	3	50	16.7	24	0	0	0	0.0	0	0
2020	Chiefs	11	0	3	12	4.0	5	0	0	0	0.0	0	0
<b>NFL TOTALS</b>		<b>23</b>	<b>1</b>	<b>6</b>	<b>62</b>	<b>10.3</b>	<b>24</b>	<b>0</b>	<b>0</b>	<b>0</b>	<b>0.0</b>	<b>0</b>	<b>0</b>

## 2020 GAME-BY-GAME REGULAR SEASON STATISTICS (CHIEFS)

DATE	OPPONENT	P/S	RECEIVING					RUSHING					W/L	SCORE
			NO.	YDS.	AVG.	LG	TD	NO.	YDS.	AVG.	LG	TD		
09/10	Texans							DID NOT PLAY					W	34-20
09/20	at Chargers							DID NOT PLAY					W	23-20+
09/28	at Ravens	P	0	0	0.0	0	0	0	0	0.0	0	0	W	34-20
10/05	Patriots	P	1	5	5.0	5	0	0	0	0.0	0	0	W	26-10
10/11	Raiders	P	0	0	0.0	0	0	0	0	0.0	0	0	L	32-40
10/19	at Bills	P	0	0	0.0	0	0	0	0	0.0	0	0	W	26-17
10/25	at Broncos	P	0	0	0.0	0	0	0	0	0.0	0	0	W	43-16
11/01	Jets	P	1	5	5.0	5	0	0	0	0.0	0	0	W	35-9
11/08	Panthers	P	0	0	0.0	0	0	0	0	0.0	0	0	W	33-31
11/22	at Raiders	P	0	0	0.0	0	0	0	0	0.0	0	0	W	35-31
11/29	at Buccaneers	P	1	2	2.0	2	0	0	0	0.0	0	0	W	27-24
12/06	Broncos	P	0	0	0.0	0	0	0	0	0.0	0	0	W	22-16
12/13	at Dolphins	P	0	0	0.0	0	0	0	0	0.0	0	0	W	33-27
<b>2020 TOTALS</b>		<b>11-0</b>	<b>3</b>	<b>12</b>	<b>4.0</b>	<b>5</b>	<b>0</b>	<b>0</b>	<b>0</b>	<b>0.0</b>	<b>0</b>	<b>0</b>	<b>12-1</b>	

+ - Overtime



# RICKY SEALS-JONES

**TIGHT END #83**  
TEXAS A&M

**4<sup>TH</sup>** YEAR IN THE NFL

**1<sup>ST</sup>** YEAR WITH THE CHIEFS

HEIGHT: 6'5"  
WEIGHT: 243  
DRAFTED: FA-20  
BIRTHDAY: 3/15/95



## RICKY SEALS-JONES' NFL REGULAR SEASON RUSHING/RECEIVING STATISTICS

DATE	TEAM	GP	GS	RECEIVING					RUSHING				
				NO.	YDS.	AVG.	LG	TD	NO.	YDS.	AVG.	LG	TD
2017	Cardinals	10	1	12	201	16.8	29	3	0	0	0.0	0	0
2018	Cardinals	15	5	34	343	10.1	40	1	0	0	0.0	0	0
2019	Browns	14	3	14	229	16.4	59	4	0	0	0.0	0	0
2020	Chiefs	1	0	0	0	0.0	0	0	0	0	0.0	0	0
<b>NFL TOTALS</b>		<b>40</b>	<b>9</b>	<b>60</b>	<b>773</b>	<b>12.9</b>	<b>59</b>	<b>8</b>	<b>0</b>	<b>0</b>	<b>0.0</b>	<b>0</b>	<b>0</b>



# UPDATED PLAYER BIOS

## 2020 GAME-BY-GAME REGULAR SEASON STATISTICS (CHIEFS)

DATE	OPPONENT	P/S	RECEIVING					RUSHING					W/L	SCORE
			NO.	YDS.	AVG.	LG	TD	NO.	YDS.	AVG.	LG	TD		
09/10	Texans						INACTIVE						W	34-20
09/20	at Chargers						INACTIVE						W	23-20+
09/28	at Ravens						INACTIVE						W	34-20
10/05	Patriots						INACTIVE						W	26-10
10/11	Raiders						INACTIVE						L	32-40
10/19	at Bills	P	0	0	0.0	0	0	0	0	0.0	0	0	W	26-17
10/25	at Broncos						INACTIVE						W	43-16
11/01	Jets						INACTIVE						W	35-9
11/08	Panthers						INACTIVE						W	33-31
11/22	at Raiders						INACTIVE						W	35-31
11/29	at Buccaneers						INACTIVE						W	27-24
12/06	Broncos						INACTIVE						W	22-16
12/13	at Dolphins						INACTIVE						W	33-27
<b>2020 TOTALS</b>		<b>1-0</b>	<b>0</b>	<b>0</b>	<b>0.0</b>	<b>0</b>	<b>0</b>	<b>0</b>	<b>0</b>	<b>0.0</b>	<b>0</b>	<b>0</b>	<b>12-1</b>	

+ - Overtime



# TRAVIS KELCE

**TIGHT END #87**  
CINCINNATI

**8TH** YEAR IN THE NFL

**8TH** YEAR WITH THE CHIEFS

HEIGHT: 6'5"

WEIGHT: 260

DRAFTED: D3A-13

BIRTHDAY: 10/5/89



## TRAVIS KELCE'S NFL REGULAR SEASON RUSHING/RECEIVING STATISTICS

DATE	TEAM	GP	GS	RECEIVING					RUSHING				
				NO.	YDS.	AVG.	LG	TD	NO.	YDS.	AVG.	LG	TD
2013	Chiefs	1	0	0	0	0.0	0	0	0	0	0.0	0	0
2014	Chiefs	16	11	67	862	12.9	34	5	0	0	0.0	0	0
2015	Chiefs	16	16	72	875	12.2	42t	5	0	0	0.0	0	0
2016	Chiefs	16	15	85	1,125	13.2	80t	4	1	-5	-5.0	-5	0
2017	Chiefs	15	15	83	1,038	12.5	44	8	2	7	3.5	4	0
2018	Chiefs	16	16	103	1,336	13.0	43	10	0	0	0.0	0	0
2019	Chiefs	16	16	97	1,229	12.7	47	5	1	4	4.0	4t	1
2020	Chiefs	13	13	90	1,250	13.9	45	9	0	0	0.0	0	0
<b>NFL TOTALS</b>		<b>109</b>	<b>102</b>	<b>597</b>	<b>7,715</b>	<b>12.9</b>	<b>80t</b>	<b>46</b>	<b>4</b>	<b>6</b>	<b>1.5</b>	<b>4t</b>	<b>1</b>



# UPDATED PLAYER BIOS

## 2020 GAME-BY-GAME REGULAR SEASON STATISTICS (CHIEFS)

DATE	OPPONENT	P/S	RECEIVING					RUSHING					W/L	SCORE
			NO.	YDS.	AVG.	LG	TD	NO.	YDS.	AVG.	LG	TD		
09/10	Texans	S	6	50	8.3	15	1	0	0	0.0	0	0	W	34-20
09/20	at Chargers	S	9	90	10.0	20	1	0	0	0.0	0	0	W	23-20+
09/28	at Ravens	S	6	87	14.5	29	0	0	0	0.0	0	0	W	34-20
10/05	Patriots	S	3	70	23.3	45	0	0	0	0.0	0	0	W	26-10
10/11	Raiders	S	8	108	13.5	32	1	0	0	0.0	0	0	L	32-40
10/19	at Bills	S	5	65	13.0	20	2	0	0	0.0	0	0	W	26-17
10/25	at Broncos	S	3	31	10.3	17	0	0	0	0.0	0	0	W	43-16
11/01	Jets	S	8	109	13.6	25	1	0	0	0.0	0	0	W	35-9
11/08	Panthers	S	10	159	15.9	44	0	0	0	0.0	0	0	W	33-31
11/22	at Raiders	S	8	127	15.9	22t	1	0	0	0.0	0	0	W	35-31
11/29	at Buccaneers	S	8	82	10.3	20	0	0	0	0.0	0	0	W	27-24
12/06	Broncos	S	8	136	17.0	28	1	0	0	0.0	0	0	W	22-16
12/13	at Dolphins	S	8	136	17.0	32	1	0	0	0.0	0	0	W	33-27
<b>2020 TOTALS</b>		<b>13-13</b>	<b>90</b>	<b>1,250</b>	<b>13.9</b>	<b>45</b>	<b>9</b>	<b>0</b>	<b>0</b>	<b>0.0</b>	<b>0</b>	<b>0</b>	<b>12-1</b>	

+ - Overtime

## TRAVIS KELCE'S NFL REGULAR SEASON PASSING/RUSHING STATISTICS

DATE	TEAM	GP	GS	PASSING											RUSHING				
				ATT.	CMP.	PCT.	YDS	AVG.	TD	INT.	LG	SK	LST	RATE	NO.	YDS.	AVG.	LG	TD
2013	Chiefs	1	0	0	0	0.0	0	0.0	0	0	0	0	0	0.0	0	0	0.0	0	0
2014	Chiefs	16	11	0	0	0.0	0	0.0	0	0	0	0	0	0.0	0	0	0.0	0	0
2015	Chiefs	16	16	0	0	0.0	0	0.0	0	0	0	0	0	0.0	0	0	0.0	0	0
2016	Chiefs	16	15	0	0	0.0	0	0.0	0	0	0	0	0	0.0	1	-5	-5.0	0	0
2017	Chiefs	15	15	1	0	0.0	0	0.0	0	1	0	0	0	0.0	2	7	3.5	4	0
2018	Chiefs	16	16	0	0	0.0	0	0.0	0	0	0	0	0	0.0	0	0	0.0	0	0
2019	Chiefs	16	16	0	0	0.0	0	0.0	0	0	0	0	0	0.0	1	4	4.0	4t	1
2020	Chiefs	13	13	2	1	50.0	4	2.0	0	0	4	0	0	56.3	0	0	0.0	0	0
<b>TOTALS</b>		<b>109</b>	<b>102</b>	<b>3</b>	<b>1</b>	<b>33.3</b>	<b>4</b>	<b>1.3</b>	<b>0</b>	<b>1</b>	<b>4</b>	<b>0</b>	<b>0</b>	<b>2.8</b>	<b>4</b>	<b>6</b>	<b>1.5</b>	<b>4T</b>	<b>1</b>

## 2020 GAME-BY-GAME REGULAR SEASON STATISTICS (CHIEFS)

			PASSING											RUSHING						
DATE	OPPONENT	P/S	ATT	CMP	YDS	PCT	Y/A	Y/C	TD	INT	LG	SK/YD	RATE	ATT	YDS	LG	TD	W/L	SCORE	
09/10	Texans	S	0	0	0	0.0	0.0	0.0	0	0	0	0/0	0.0	0	0	0	0	W	34-20	
09/20	at Chargers	S	0	0	0	0.0	0.0	0.0	0	0	0	0/0	0.0	0	0	0	0	W	23-20+	
09/28	at Ravens	S	0	0	0	0.0	0.0	0.0	0	0	0	0/0	0.0	0	0	0	0	W	34-20	
10/05	Patriots	S	0	0	0	0.0	0.0	0.0	0	0	0	0/0	0.0	0	0	0	0	W	26-10	
10/11	Raiders	S	0	0	0	0.0	0.0	0.0	0	0	0	0/0	0.0	0	0	0	0	L	32-40	
10/19	at Bills	S	0	0	0	0.0	0.0	0.0	0	0	0	0/0	0.0	0	0	0	0	W	26-17	
10/25	at Broncos	S	0	0	0	0.0	0.0	0.0	0	0	0	0/0	0.0	0	0	0	0	W	43-16	
11/01	Jets	S	0	0	0	0.0	0.0	0.0	0	0	0	0/0	0.0	0	0	0	0	W	35-9	
11/08	Panthers	S	0	0	0	0.0	0.0	0.0	0	0	0	0/0	0.0	0	0	0	0	W	33-31	
11/22	at Raiders	S	1	1	4	100.0	4.0	4.0	0	0	4	0/0	83.3	0	0	0	0	W	35-31	
11/29	at Buccaneers	S	1	0	0	0.0	0.0	0.0	0	0	0	0/0	39.6	0	0	0	0	W	27-24	
12/06	Broncos	S	0	0	0	0.0	0.0	0.0	0	0	0	0/0	0.0	0	0	0	0	W	22-16	
12/13	at Dolphins	S	0	0	0	0.0	0.0	0.0	0	0	0	0/0	0.0	0	0	0	0	W	33-27	
2020 TOTALS		13-13	2	1	4	50.0	2.0	4.0	0	0	4	0/0	56.3	0	0	0	0	12-1		

+ - Overtime




## TIM WARD

**DEFENSIVE END #90**  
**OLD DOMINION**

**1<sup>ST</sup>** YEAR IN  
THE NFL

**1<sup>ST</sup>** YEAR WITH  
THE CHIEFS

HEIGHT: 6'6"  
WEIGHT: 255  
DRAFTED: CFA-19  
BIRTHDAY: 11/8/97



### TIM WARD'S NFL REGULAR SEASON DEFENSIVE STATISTICS

				TACKLES								INTERCEPTIONS					O. FUMB			ST					MISC	
DATE	TEAM	GP	GS	TK	S	A	TFL	YDS	SK	YDS	QBH	NO	YDS	LG	TD	PD	FF	FR	YDS	TK	S	A	FF	FR	S	A
2019	Chiefs	0	0	0	0	0	0	0	0.0	0.0	0	0	0	0	0	0	0	0	0	0	0	0	0	0	0	0
2020	Chiefs	0	0	0	0	0	0	0	0.0	0.0	0	0	0	0	0	0	0	0	0	0	0	0	0	0	0	0
NFL TOTALS		0	0	0	0	0	0	0	0.0	0.0	0	0	0	0	0	0	0	0	0	0	0	0	0	0	0	0

### 2020 GAME-BY-GAME REGULAR SEASON STATISTICS (CHIEFS)

			TACKLES							INTERCEPTIONS					O. FUMB			ST				MISC						
DATE	OPPONENT	P/S	TK	S	A	SK	YDS	TFL	YDS	QBH	NO	YDS	LG	TD	PD	FF	FR	YDS	TK	S	A	FF	FR	S	A	W/L	SCORE	
09/10	Texans										PRACTICE SQUAD																W	34-20
09/20	at Chargers										PRACTICE SQUAD																W	23-20+
09/28	at Ravens										PRACTICE SQUAD																W	34-20
10/05	Patriots										PRACTICE SQUAD																W	26-10
10/11	Raiders										PRACTICE SQUAD																L	32-40
10/19	at Bills										PRACTICE SQUAD																W	26-17
10/25	at Broncos										PRACTICE SQUAD																W	43-16
11/01	Jets										PRACTICE SQUAD																W	35-9
11/08	Panthers										PRACTICE SQUAD																W	33-31
11/22	at Raiders										INACTIVE																W	35-31
11/29	at Buccaneers										INACTIVE																W	27-24
12/06	Broncos										INACTIVE																W	22-16
12/13	at Dolphins										INACTIVE																W	33-27
2020 TOTALS			0	0	0	0.0	0.0	0	0	0	0	0	0	0	0	0	0	0	0	0	0	0	0	0	0	12-1		

+ - Overtime




## DERRICK NNADI

**DEFENSIVE TACKLE #91**  
**FLORIDA STATE**

**3<sup>RD</sup>** YEAR IN  
THE NFL

**3<sup>RD</sup>** YEAR WITH  
THE CHIEFS

HEIGHT: 6'1"  
WEIGHT: 312  
DRAFTED: D3A-18  
BIRTHDAY: 9/5/96



# UPDATED PLAYER BIOS

## DERRICK NNADI'S NFL REGULAR SEASON DEFENSIVE STATISTICS

DATE	TEAM	GP	GS	TK	S	A	TACKLES					QBH	INTERCEPTIONS					O. FUMB			ST					MISC	
							TFL	YDS	SK	YDS	YDS		NO	YDS	LG	TD	PD	FF	FR	YDS	TK	S	A	FF	FR	S	A
2018	Chiefs	16	11	35	17	18	0	0	0.0	0.0	0	0	0	0	0	0	0	0	0	0	0	0	0	0	0	0	0
2019	Chiefs	16	16	48	18	30	3	3	1.0	1.0	1	1	0	0	0	1	1	0	0	0	0	0	0	0	0	0	0
2020	Chiefs	13	13	42	21	21	0	0	0.0	0.0	0	0	0	0	0	0	0	0	0	0	0	0	0	0	0	0	0
<b>NFL TOTALS</b>		<b>45</b>	<b>40</b>	<b>125</b>	<b>56</b>	<b>69</b>	<b>3</b>	<b>3</b>	<b>1.0</b>	<b>1.0</b>	<b>1</b>	<b>1</b>	<b>0</b>	<b>0</b>	<b>0</b>	<b>1</b>	<b>1</b>	<b>0</b>	<b>0</b>	<b>0</b>	<b>0</b>	<b>0</b>	<b>0</b>	<b>0</b>	<b>0</b>	<b>0</b>	<b>0</b>

## 2020 GAME-BY-GAME REGULAR SEASON STATISTICS (CHIEFS)

			TACKLES								INTERCEPTIONS					O. FUMB			ST					MISC			
DATE	OPPONENT	P/S	TK	S	A	SK	YDS	TFL	YDS	QBH	NO	YDS	LG	TD	PD	FF	FR	YDS	TK	S	A	FF	FR	S	A	W/L	SCORE
09/10	Texans	S	1	0	1	0.0	0.0	0	0	0	0	0	0	0	0	0	0	0	0	0	0	0	0	0	0	W	34-20
09/20	at Chargers	S	9	1	8	0.0	0.0	0	0	0	0	0	0	0	0	0	0	0	0	0	0	0	0	0	0	W	23-20+
09/28	at Ravens	S	1	0	1	0.0	0.0	0	0	0	0	0	0	0	0	0	0	0	0	0	0	0	0	0	0	W	34-20
10/05	Patriots	S	4	3	1	0.0	0.0	0	0	0	0	0	0	0	0	0	0	0	0	0	0	0	0	0	0	W	26-10
10/11	Raiders	S	5	3	2	0.0	0.0	0	0	0	0	0	0	0	0	0	0	0	0	0	0	0	0	0	0	L	32-40
10/19	at Bills	S	4	2	2	0.0	0.0	0	0	0	0	0	0	0	0	0	0	0	0	0	0	0	0	0	0	W	26-17
10/25	at Broncos	S	0	0	0	0.0	0.0	0	0	0	0	0	0	0	0	0	0	0	0	0	0	0	0	0	0	W	43-16
11/01	Jets	S	1	1	0	0.0	0.0	0	0	0	0	0	0	0	0	0	0	0	0	0	0	0	0	0	0	W	35-9
11/08	Panthers	S	5	3	2	0.0	0.0	0	0	0	0	0	0	0	0	0	0	0	0	0	0	0	0	0	0	W	33-31
11/22	at Raiders	S	2	1	1	0.0	0.0	0	0	0	0	0	0	0	0	0	0	0	0	0	0	0	0	0	0	W	35-31
11/29	at Buccaneers	S	3	1	2	0.0	0.0	0	0	0	0	0	0	0	0	0	0	0	0	0	0	0	0	0	0	W	27-24
12/06	Broncos	S	3	2	1	0.0	0.0	0	0	0	0	0	0	0	0	0	0	0	0	0	0	0	0	0	0	W	22-16
12/13	at Dolphins	S	4	4	0	0.0	0.0	0	0	0	0	0	0	0	0	0	0	0	0	0	0	0	0	0	0	W	33-27

+ - Overtime



# TANO KPASSAGNON

**DEFENSIVE END #92**  
**VILLANOVA**

**4<sup>TH</sup> YEAR IN THE NFL**

**4<sup>TH</sup> YEAR WITH THE CHIEFS**

HEIGHT: 6'7"  
WEIGHT: 289  
DRAFTED: D2-17  
BIRTHDAY: 6/14/94



## TANO KPASSAGNON'S NFL REGULAR SEASON DEFENSIVE STATISTICS

DATE	TEAM	GP	GS	TK	S	A	TACKLES					QBH	INTERCEPTIONS					O. FUMB			ST					MISC	
							TFL	YDS	SK	YDS	YDS		NO	YDS	LG	TD	PD	FF	FR	YDS	TK	S	A	FF	FR	S	A
2017	Chiefs	16	1	13	7	6	3	20	2.0	17.0	2	0	0	0	0	0	0	0	0	0	1	1	0	0	0	0	0
2018	Chiefs	13	0	4	3	1	1	6	0.0	0.0	1	0	0	0	0	0	0	0	0	0	0	0	0	0	0	0	0
2019	Chiefs	16	8	29	21	8	6	45	4.0	47.0	11	0	0	0	0	2	1	1	0	0	0	0	0	0	0	0	0
2020	Chiefs	13	13	26	18	8	2	7	1.0	3.0	4	0	0	0	0	3	0	0	0	0	0	0	0	0	0	0	0
<b>NFL TOTALS</b>		<b>58</b>	<b>22</b>	<b>72</b>	<b>49</b>	<b>23</b>	<b>12</b>	<b>78</b>	<b>7.0</b>	<b>67.0</b>	<b>18</b>	<b>0</b>	<b>0</b>	<b>0</b>	<b>0</b>	<b>5</b>	<b>1</b>	<b>1</b>	<b>0</b>	<b>1</b>	<b>1</b>	<b>0</b>	<b>0</b>	<b>0</b>	<b>0</b>	<b>0</b>	<b>0</b>



# UPDATED PLAYER BIOS

## 2020 GAME-BY-GAME REGULAR SEASON STATISTICS (CHIEFS)

			TACKLES								INTERCEPTIONS					O. FUMB			ST				MISC				
DATE	OPPONENT	P/S	TK	S	A	SK	YDS	TFL	YDS	QBH	NO	YDS	LG	TD	PD	FF	FR	YDS	TK	S	A	FF	FR	S	A	W/L	SCORE
09/10	Texans	S	0	0	0	0.0	0.0	0	0	1	0	0	0	0	0	0	0	0	0	0	0	0	0	0	0	W	34-20
09/20	at Chargers	S	4	3	1	0.0	0.0	0	0	0	0	0	0	0	1	0	0	0	0	0	0	0	0	0	0	W	23-20+
09/28	at Ravens	S	1	0	1	0.0	0.0	0	0	0	0	0	0	0	0	0	0	0	0	0	0	0	0	0	0	W	34-20
10/05	Patriots	S	2	1	1	0.0	0.0	0	0	0	0	0	0	0	1	0	0	0	0	0	0	0	0	0	0	W	26-10
10/11	Raiders	S	1	1	0	0.0	0.0	0	0	0	0	0	0	0	1	0	0	0	0	0	0	0	0	0	0	L	32-40
10/19	at Bills	S	1	1	0	0.0	0.0	0	0	1	0	0	0	0	0	0	0	0	0	0	0	0	0	0	0	W	26-17
10/25	at Broncos	S	2	2	0	1.0	3.0	1	3	2	0	0	0	0	0	0	0	0	0	0	0	0	0	0	0	W	43-16
11/01	Jets	S	3	1	2	0.0	0.0	0	0	0	0	0	0	0	0	0	0	0	0	0	0	0	0	0	0	W	35-9
11/08	Panthers	S	5	4	1	0.0	0.0	1	4	0	0	0	0	0	0	0	0	0	0	0	0	0	0	0	0	W	33-31
11/22	at Raiders	S	3	2	1	0.0	0.0	0	0	0	0	0	0	0	0	0	0	0	0	0	0	0	0	0	0	W	35-31
11/29	at Buccaneers	S	0	0	0	0.0	0.0	0	0	0	0	0	0	0	0	0	0	0	0	0	0	0	0	0	0	W	27-24
12/06	Broncos	S	1	1	0	0.0	0.0	0	0	0	0	0	0	0	0	0	0	0	0	0	0	0	0	0	0	W	22-16
12/13	at Dolphins	S	3	2	1	0.0	0.0	0	0	0	0	0	0	0	0	0	0	0	0	0	0	0	0	0	0	W	33-27
2020 TOTALS		13-13	26	18	8	1.0	3.0	2	7	4	0	0	0	0	3	0	0	0	0	0	0	0	0	0	0	12-1	
+ - Overtime																											

+ - Overtime



# CHRIS JONES

**DEFENSIVE TACKLE #95**  
**MISSISSIPPI STATE**

**5TH** YEAR IN THE NFL

**5TH** YEAR WITH THE CHIEFS

HEIGHT: 6'6"  
WEIGHT: 310  
DRAFTED: D2-16  
BIRTHDAY: 3/7/94



## CHRIS JONES' NFL REGULAR SEASON DEFENSIVE STATISTICS

				TACKLES								INTERCEPTIONS					O. FUMB			ST					MISC	
DATE	TEAM	GP	GS	TK	S	A	TFL	YDS	SK	YDS	QBH	NO	YDS	LG	TD	PD	FF	FR	YDS	TK	S	A	FF	FR	S	A
2016	Chiefs	16	11	28	17	11	5	26	2.0	19.0	10	0	0	0	0	4	0	0	0	0	0	0	0	0	0	0
2017	Chiefs	16	7	32	22	10	5	24	6.5	42.0	13	1	-3	0	0	7	4	0	0	0	0	0	0	0	0	0
2018	Chiefs	16	11	40	35	5	19	112	15.5	122.0	29	1	20	20t	1	5	2	0	0	0	0	0	0	0	0	0
2019	Chiefs	13	12	36	23	13	8	63	9.0	75.0	20	0	0	0	0	4	1	1	12	0	0	0	0	0	0	0
2020	Chiefs	12	12	35	23	12	2	14	6.5	25.0	22	0	0	0	0	3	2	0	0	0	0	0	0	0	0	0
NFL TOTALS		73	53	171	120	51	39	239	39.5	283.0	94	2	17	20t	1	23	9	1	12	0	0	0	0	0	0	0

## 2020 GAME-BY-GAME REGULAR SEASON STATISTICS (CHIEFS)

			TACKLES								INTERCEPTIONS					O. FUMB			ST				MISC								
DATE	OPPONENT	P/S	TK	S	A	SK	YDS	TFL	YDS	QBH	NO	YDS	LG	TD	PD	FF	FR	YDS	TK	S	A	FF	FR	S	A	W/L	SCORE				
09/10	Texans	S	4	3	1	1.5	2.0	0	0	2	0	0	0	0	0	0	0	0	0	0	0	0	0	0	0	W	34-20				
09/20	at Chargers	S	3	2	1	0.0	0.0	0	0	2	0	0	0	0	0	0	0	0	0	0	0	0	0	0	0	W	23-20+				
09/28	at Ravens	S	5	3	2	2.0	9.0	0	0	2	0	0	0	0	0	2	0	0	0	0	0	0	0	0	0	W	34-20				
10/05	Patriots		INACTIVE																											W	26-10
10/11	Raiders	S	4	3	1	0.0	0.0	0	0	1	0	0	0	0	1	0	0	0	0	0	0	0	0	0	0	L	32-40				
10/19	at Bills	S	2	0	2	0.0	0.0	0	0	0	0	0	0	0	0	0	0	0	0	0	0	0	0	0	0	W	26-17				
10/25	at Broncos	S	3	2	1	1.0	8.0	1	8	2	0	0	0	0	0	0	0	0	0	0	0	0	0	0	0	W	43-16				
11/01	Jets	S	1	1	0	0.0	0.0	0	0	3	0	0	0	0	0	0	0	0	0	0	0	0	0	0	0	W	35-9				
11/08	Panthers	S	2	1	1	1.0	0.0	0	0	5	0	0	0	0	0	0	0	0	0	0	0	0	0	0	0	W	33-31				
11/22	at Raiders	S	4	3	1	0.0	0.0	0	0	1	0	0	0	0	0	0	0	0	0	0	0	0	0	0	0	W	35-31				
11/29	at Buccaneers	S	0	0	0	0.0	0.0	0	0	2	0	0	0	0	0	0	0	0	0	0	0	0	0	0	0	W	27-24				
12/06	Broncos	S	3	1	2	0.0	0.0	0	0	1	0	0	0	0	1	0	0	0	0	0	0	0	0	0	0	W	22-16				
12/13	at Dolphins	S	4	4	0	1.0	6.0	1	6	1	0	0	0	0	1	0	0	0	0	0	0	0	0	0	0	W	33-27				
2020 TOTALS		12-12	35	23	12	6.5	25.0	2	14	22	0	0	0	0	3	2	0	0	0	0	0	0	0	0	0	12-1					

+ - Overtime





## TERSHAWN WHARTON

**DEFENSIVE TACKLE #98**  
**MISSOURI S&T**

**ROOKIE**

HEIGHT: 6'4"  
WEIGHT: 255  
DRAFTED: CFA-20  
BIRTHDAY: 6/25/98



### TERSHAWN WHARTON'S NFL REGULAR SEASON DEFENSIVE STATISTICS

				TACKLES								INTERCEPTIONS						O. FUMB			ST					MISC	
DATE	TEAM	GP	GS	TK	S	A	TFL	YDS	SK	YDS	QBH	NO	YDS	LG	TD	PD	FF	FR	YDS	TK	S	A	FF	FR	S	A	
2020	Chiefs	13	0	24	13	11	4	13	2.0	13.0	2	0	0	0	0	0	1	1	-3	0	0	0	0	0	0	0	
NFL TOTALS		13	0	24	13	11	4	13	2.0	13.0	2	0	0	0	0	0	1	1	-3	0	0	0	0	0	0	0	

### 2020 GAME-BY-GAME REGULAR SEASON STATISTICS (CHIEFS)

DATE	OPPONENT	P/S	TACKLES							INTERCEPTIONS							O. FUMB			ST			MISC		W/L	SCORE
			TK	S	A	SK	YDS	TFL	YDS	QBH	NO	YDS	LG	TD	PD	FF	FR	YDS	TK	S	A	FF	FR	S	A	
09/10	Texans	P	2	1	1	0.0	0.0	0	0	0	0	0	0	0	0	0	0	0	0	0	0	0	0	0	W	34-20
09/20	at Chargers	P	5	4	1	0.0	0.0	1	0	0	0	0	0	0	0	0	0	0	0	0	0	0	0	0	W	23-20+
09/28	at Ravens	P	0	0	0	0.0	0.0	0	0	0	0	0	0	0	0	0	0	0	0	0	0	0	0	0	W	34-20
10/05	Patriots	P	2	1	1	0.0	0.0	0	0	0	0	0	0	0	0	0	0	0	0	0	0	0	0	0	W	26-10
10/11	Raiders	P	3	1	2	0.0	0.0	0	0	0	0	0	0	0	0	0	0	0	0	0	0	0	0	0	L	32-40
10/19	at Bills	P	1	1	0	0.0	0.0	1	0	0	0	0	0	0	0	0	0	0	0	0	0	0	0	0	W	26-17
10/25	at Broncos	P	2	1	1	0.0	0.0	0	0	0	0	0	0	0	0	1	1	-3	0	0	0	0	0	0	W	43-16
11/01	Jets	P	4	2	2	1.0	5.0	1	5	1	0	0	0	0	0	0	0	0	0	0	0	0	0	0	W	35-9
11/08	Panthers	P	1	0	1	0.0	0.0	0	0	0	0	0	0	0	0	0	0	0	0	0	0	0	0	0	W	33-31
11/22	at Raiders	P	0	0	0	0.0	0.0	0	0	0	0	0	0	0	0	0	0	0	0	0	0	0	0	0	W	35-31
11/29	at Buccaneers	P	1	0	1	0.0	0.0	0	0	0	0	0	0	0	0	0	0	0	0	0	0	0	0	0	W	27-24
12/06	Broncos	P	1	0	1	0.0	0.0	0	0	0	0	0	0	0	0	0	0	0	0	0	0	0	0	0	W	22-16
12/13	at Dolphins	P	2	2	0	1.0	8.0	1	8	1	0	0	0	0	0	0	0	0	0	0	0	0	0	0	W	33-27
<b>2020 TOTALS</b>		<b>13-0</b>	<b>24</b>	<b>13</b>	<b>11</b>	<b>2.0</b>	<b>13.0</b>	<b>4</b>	<b>13</b>	<b>2</b>	<b>0</b>	<b>0</b>	<b>0</b>	<b>0</b>	<b>0</b>	<b>1</b>	<b>1</b>	<b>-3</b>	<b>0</b>	<b>0</b>	<b>0</b>	<b>0</b>	<b>0</b>	<b>0</b>	<b>12-1</b>	

+ - Overtime



## KHALEN SAUNDERS

**DEFENSIVE TACKLE #99**  
**WESTERN ILLINOIS**

**2ND** YEAR IN THE NFL

**2ND** YEAR WITH THE CHIEFS

HEIGHT: 6'0"  
WEIGHT: 324  
DRAFTED: D3-19  
BIRTHDAY: 8/9/96



# UPDATED PLAYER BIOS

## KHALEN SAUNDERS' NFL REGULAR SEASON DEFENSIVE STATISTICS

				TACKLES							INTERCEPTIONS					O. FUMB			ST				MISC			
DATE	TEAM	GP	GS	TK	S	A	TFL	YDS	SK	YDS	QBH	NO	YDS	LG	TD	PD	FF	FR	YDS	TK	S	A	FF	FR	S	A
2019	Chiefs	12	4	22	13	9	0	0	1.0	0.0	2	0	0	0	0	1	0	0	0	0	0	0	0	0	0	0
2020	Chiefs	2	0	1	1	0	0	0	0.0	0.0	0	0	0	0	0	0	0	0	0	0	0	0	0	0	0	0
NFL TOTALS		14	4	23	14	9	0	0	1.0	0.0	2	0	0	0	0	1	0	0	0	0	0	0	0	0	0	0

## 2020 GAME-BY-GAME REGULAR SEASON STATISTICS (CHIEFS)

			TACKLES							INTERCEPTIONS					O. FUMB			ST					MISC					
DATE	OPPONENT	P/S	TK	S	A	SK	YDS	TFL	YDS	QBH	NO	YDS	LG	TD	PD	FF	FR	YDS	TK	S	A	FF	FR	S	A	W/L	SCORE	
09/10	Texans	P	0	0	0	0.0	0.0	0	0	0	0	0	0	0	0	0	0	0	0	0	0	0	0	0	0	W	34-20	
09/20	at Chargers		RESERVE/INJURED																								W	23-20+
09/28	at Ravens		RESERVE/INJURED																								W	34-20
10/05	Patriots		RESERVE/INJURED																								W	26-10
10/11	Raiders		RESERVE/INJURED																								L	32-40
10/19	at Bills		RESERVE/INJURED																								W	26-17
10/25	at Broncos	P	1	1	0	0.0	0.0	0	0	0	0	0	0	0	0	0	0	0	0	0	0	0	0	0	0	W	43-16	
11/01	Jets		INACTIVE												0 0 0 0 0 0												W	35-9
11/08	Panthers		INACTIVE																								W	33-31
11/22	at Raiders		INACTIVE																								W	35-31
11/29	at Buccaneers		INACTIVE																								W	27-24
12/06	Broncos		INACTIVE																								W	22-16
12/13	at Dolphins		INACTIVE																								W	33-27
2020 TOTALS		2-0	1	1	0	0.0	0.0	0	0	0	0	0	0	0	0	0	0	0	0	0	0	0	0	0	0	12-1		

+ - Overtime

SUPER BOWL LIV

# CHAMPIONS



**ALL-TIME RECORDS**



## Service

### Most Seasons, Active Players

15 Jerrel Wilson	1963-77
15 Dustin Colquitt	2005-19
14 Len Dawson	1962-75
14 Ed Budde	1963-76
14 Nick Lowery	1980-93
14 Will Shields	1993-06
13 Jim Tyrer	1961-73
13 Buck Buchanan	1963-75
13 Emmitt Thomas	1966-78
13 Jan Stenerud	1967-79
13 Jack Rudnay	1970-82
13 John Alt	1984-96
13 Derrick Johnson	2005-17
12 Johnny Robinson	1960-71
12 Dave Hill	1963-74
12 Bobby Bell	1963-74
12 Mike Livingston	1968-79
12 Henry Marshall	1976-87
12 Tony Gonzalez	1997-08
12 Tamba Hali	2006-17

### Most Games Played, Career (All 175+)

238 Dustin Colquitt	2005-19
224 Will Shields	1993-06
212 Nick Lowery	1980-93
203 Jerrel Wilson	1963-77
190 Tony Gonzalez	1997-08
186 Jan Stenerud	1967-79
183 Len Dawson	1962-75
183 Buck Buchanan	1963-75
182 Derrick Johnson	2005-17
181 Emmitt Thomas	1966-78
180 Jim Tyrer	1961-73
179 John Alt	1984-96
178 Jack Rudnay	1970-82
177 Ed Budde	1963-76
177 Tamba Hali	2006-17

### Most Games Started, Career (Since 1968)

223 Will Shields	1993-06
174 Tony Gonzalez	1997-08
171 Jack Rudnay	1970-82
169 Derrick Johnson	2005-17
164 Tim Grunhard	1990-00
*158 Len Dawson (*Since 1962)	1962-75
157 Derrick Thomas	1989-99
157 Tamba Hali	2006-17

### Most Starts, Rookie, Season

16 Sylvester Hicks	1978
16 Art Still	1978
16 Dave Lutz	1983
16 Kevin Ross	1984
16 Dino Hackett	1986
16 Derrick Thomas	1989
16 Greg Wesley	2000
16 Derrick Johnson	2005
16 Tamba Hali	2006
16 Brandon Carr	2008
16 Glenn Dorsey	2008
16 Eric Berry	2010
16 Dontari Poe	2012
16 Marcus Peters	2015

16 Kareem Hunt 2017

16 Juan Thornhill 2019

### Most Consecutive Games Played, Career

224 Will Shields	Sept. 5, 1993 - Dec. 31, 2006
186 Jan Stenerud	Sept. 9, 1967 - Dec. 16, 1979
184 Dustin Colquitt	Nov. 9, 2008 - Dec. 29, 2019
180 Jim Tyrer	Sept. 10, 1961 - Dec. 2, 1973
168 Bobby Bell	Sept. 7, 1963 - Dec. 14, 1974
166 Buck Buchanan	Sept. 7, 1963 - Dec. 1, 1974

### Most Consecutive Games Started (Since 1968)

223 Will Shields	Sept. 12, 1993 - Dec. 31, 2006
144 Emmitt Thomas	Sept. 28, 1968 - Oct. 15, 1978
134 Jim Lynch	Sept. 9, 1968 - Nov. 6, 1977
120 Tim Grunhard	Sept. 5, 1993 - Oct. 29, 2000
120 Tony Gonzalez	Sept. 19, 1999 - Nov. 12, 2006

### Most Consecutive Games Started To Begin Career

101 Gary Barbaro	1976-82
64 Brandon Carr	2008-11
51 Art Still	1978-81
41 Tamba Hali	2006-08
37 Greg Wesley	2000-02

### Most Games Started, Quarterback, Career

158 Len Dawson	1962-75
88 Trent Green	2001-06
77 Bill Kenney	1979-88
76 Alex Smith	2013-17
75 Mike Livingston	1968-79
52 Steve DeBerg	1988-91

### Most Consecutive Games Started, Quarterback

81 Trent Green	Sept. 9, 2001 - Sept. 10, 2006
44 Len Dawson	Oct. 31, 1965 - Nov. 3, 1968
35 Steve DeBerg	Nov. 26, 1989 - Dec. 8, 1991
28 Steve Bono	Sept. 3, 1995 - Nov. 24, 1996
28 Elvis Grbac	Dec. 26, 1998 - Nov. 19, 2000
28 Len Dawson	Sept. 8, 1962 - Nov. 8, 1963

### Most Consecutive Seasons Starting Every Game, QB

5 Trent Green	2001-05
2 Len Dawson	1966-67

## Scoring

### Most Points, Career (All 400+)

1,466 Nick Lowery	1980-93
1,231 Jan Stenerud	1967-79
535 Harrison Butker	2017-20
517 Ryan Succop	2009-13
500 Priest Holmes	2001-07
462 Tony Gonzalez	1997-08
442 Pete Stoyanovich	1996-00

### Most Seasons, 100 or More Points

11 Nick Lowery	1981, '83-86, '88-93
5 Jan Stenerud	1967-71
4 Ryan Succop	2009-10, '12-13
4 Harrison Butker	2017-20
3 Pete Stoyanovich	1997-99
3 Lawrence Tynes	2004-06
3 Cairo Santos	2014-16
2 Lin Elliott	1994-95
2 Morten Andersen	2002-03
2 Priest Holmes	2002-03
2 Larry Johnson	2005-06
1 Jack Spikes	1960
1 Abner Haynes	1962
1 Todd Peterson	2001

### Most Points, Season (All 125+)



162 Priest Holmes	2003
147 Harrison Butker	2019
144 Priest Holmes	2002
142 Harrison Butker	2017
139 Nick Lowery	1990
137 Harrison Butker	2018
129 Jan Stenerud	1968
129 Cairo Santos	2015
129 Cairo Santos	2016
126 Larry Johnson	2005
125 Lawrence Tynes	2005
<b>Most Points, Non-Kickers, Rookie, Season</b>	
72 Abner Haynes	1960
72 Tyreek Hill	2016
66 Billy Jackson	1981
66 Kareem Hunt	2017
48 Johnny Robinson	1960
48 Mike Garrett	1966
<b>Most Points, Kickers, Rookie, Season</b>	
142 Harrison Butker	2017
113 Cairo Santos	2014
108 Jan Stenerud	1967
104 Jack Spikes	1960
104 Ryan Succop	2009
<b>Most Points, Game</b>	
30 Abner Haynes vs. Oakland	Nov. 26, 1961
30 Jamaal Charles at Oakland	Dec. 15, 2013
24 Frank Jackson vs. Denver	Dec. 10, 1961
24 Abner Haynes vs. Boston	Sept. 8, 1962
24 Frank Jackson at San Diego	Dec. 13, 1964
24 Bert Coan at Denver	Oct. 23, 1966
24 Priest Holmes at Cleveland	Sept. 8, 2002
24 Priest Holmes vs. Atlanta	Oct. 24, 2004
24 Derrick Blaylock vs. Atlanta	Oct. 24, 2004
24 Larry Johnson vs. Seattle	Oct. 29, 2006
<b>Most Touchdowns, Career</b>	
83 Priest Holmes (76 rush, 7 rec.)	2001-07
76 Tony Gonzalez (0 rush, 76 rec.)	1997-08
64 Jamaal Charles (43 rush, 20 rec., 1 KR)	2008-16
61 Larry Johnson (55 rush, 6 rec.)	2003-09
60 Otis Taylor (3 rush, 57 rec.)	1965-75
58 Abner Haynes (39 rush, 17 rec., 1 KR, 1 fum.)	1960-64
57 Tyreek Hill (6 rush, 46 rec. 1 KR, 4 PR)	2016-20
<b>Most Touchdowns, Season</b>	
27 Priest Holmes (27 rush, 0 rec.)	2003
24 Priest Holmes (21 rush, 3 rec.)	2002
21 Larry Johnson (20 rush, 1 rec.)	2005
19 Abner Haynes (13 rush, 6 rec.)	1962
19 Larry Johnson (17 rush, 2 rec.)	2006
19 Jamaal Charles (12 rush, 7 rec.)	2013
<b>Most Touchdowns, Rookie, Season</b>	
12 Abner Haynes (9 rush, 3 rec.)	1960
12 Tyreek Hill (3 rush, 6 rec., 2 PR, 1 KR)	2016
11 Billy Jackson (10 rush, 1 rec.)	1981
11 Kareem Hunt (8 rush, 3 rec.)	2017
8 Johnny Robinson (4 rush, 4 rec.)	1960
8 Mike Garrett (6 rush, 1 rec., 1 PR)	1966
<b>Most Touchdowns, Game</b>	
5 Abner Haynes vs. Oakland	Nov. 26, 1961
5 Jamaal Charles at Oakland	Dec. 15, 2013
4 Frank Jackson vs. Denver	Dec. 10, 1961
4 Abner Haynes vs. Boston	Sept. 8, 1962
4 Frank Jackson at San Diego	Dec. 13, 1964
4 Bert Coan at Denver	Oct. 23, 1966

4 Priest Holmes at Cleveland	Sept. 8, 2002
4 Priest Holmes vs. Atlanta	Oct. 24, 2004
4 Derrick Blaylock vs. Atlanta	Oct. 24, 2004
4 Larry Johnson vs. Seattle	Oct. 29, 2006
3 43 times;	
Last, Tyreek Hill at Tampa Bay	Nov. 29, 2020
<b>Most Consecutive Games Scoring Touchdowns</b>	
11 Priest Holmes	2002
9 Larry Johnson	2006
8 Priest Holmes	2003-04
8 Larry Johnson	2004-05
8 Kareem Hunt	2018
7 Marcus Allen	1993
7 Priest Holmes	2004-05
7 Larry Johnson	2005
7 Dwayne Bowe	2010
7 Jamaal Charles	2013
<b>Most Points After TD Attempted, Career</b>	
483 Nick Lowery	1980-93
409 Jan Stenerud	1967-79
191 Harrison Butker	2017-20
164 Pete Stoyanovich	1996-00
160 Ryan Succop	2009-13
149 Tommy Brooker	1962-66
<b>Most Points After TD Attempted, Season</b>	
69 Harrison Butker	2018
60 Lawrence Tynes	2004
59 Morten Andersen	2003
52 Ryan Succop	2013
51 Morten Andersen	2002
48 Harrison Butker	2019
46 Tommy Brooker	1964
46 Harrison Butker	2020
<b>Most Points After TD Attempted, Game</b>	
8 Tommy Brooker at Denver	Sept. 7, 1963
8 Mike Mercer at Denver	Oct. 23, 1966
8 Lawrence Tynes vs. Atlanta	Oct. 24, 2004
8 Ryan Succop at Oakland	Dec. 15, 2013
<b>Most Points After TD Made, Career</b>	
479 Nick Lowery	1980-93
394 Jan Stenerud	1967-79
178 Harrison Butker	2017-20
163 Pete Stoyanovich	1996-00
160 Ryan Succop	2009-13
149 Tommy Brooker	1962-66
<b>Most Points After TD Made, Season</b>	
65 Harrison Butker	2018
58 Morten Andersen	2003
58 Lawrence Tynes	2004
52 Ryan Succop	2013
51 Morten Andersen	2002
46 Tommy Brooker	1964
<b>Most Points After TD Made, Game</b>	
8 Tommy Brooker at Denver	Sept. 7, 1963
8 Mike Mercer at Denver	Oct. 23, 1966
8 Lawrence Tynes vs. Atlanta	Oct. 24, 2004
8 Ryan Succop at Oakland	Dec. 15, 2013
7 Cotton Davidson vs. Denver	Dec. 10, 1961
7 T. Brooker at N.Y. Titans	Nov. 11, 1962
7 Jack Spikes vs. Denver	Dec. 8, 1963
7 Tommy Brooker vs. Houston	Nov. 28, 1965
7 Morten Andersen vs. Arizona	Dec. 1, 2002
7 Morten Andersen vs. St. Louis	Dec. 8, 2002
7 Lawrence Tynes at Tennessee	Dec. 13, 2004

# REGULAR INDIVIDUAL

## Most Consecutive Points After TD

197 Nick Lowery	1983-89
160 Ryan Succop	2009-13
155 Jan Stenerud	1968-73
149 Tommy Brooker	1962-66

## Highest Point After Percentage, Career (100 PATs)

100.00 Ryan Succop (160-160)	2009-13
100.00 Tommy Brooker (149-149)	1962-66
99.39 Pete Stoyanovich (163-164)	1996-00
99.17 Nick Lowery (479-483)	1980-93
99.09 Morten Andersen (109-110)	2002-03
97.16 Lawrence Tynes (137-141)	2004-06

## Most Field Goals Attempted, Career

436 Jan Stenerud	1967-79
410 Nick Lowery	1980-93
147 Ryan Succop	2009-13
132 Harrison Butker	2017-20
115 Pete Stoyanovich	1996-00
105 Cairo Santos	2014-17

## Most Field Goals Attempted, Season

44 Jan Stenerud	1971
42 Jan Stenerud	1970
42 Harrison Butker	2017
40 Jan Stenerud	1968

## Most Field Goals Attempted, Game

7 Cairo Santos at Cincinnati	October 4, 2015
7 Jan Stenerud vs. Buffalo	Dec. 19, 1971
6 Tommy Brooker vs. San Diego	Dec. 16, 1962
6 Jan Stenerud	6 times
Last; at Washington	Oct. 10, 1976
6 Todd Peterson vs. Denver	Dec. 16, 2001
6 Ryan Succop at New Orleans	Sept. 23, 2012
6 Harrison Butker vs. Miami	Dec. 24, 2017

## Most Seasons Leading League, Field Goals Made

3 Jan Stenerud	1967, '70, '75
----------------	----------------

## Most Field Goals Made, Career

329 Nick Lowery	1980-93
279 Jan Stenerud	1967-79
119 Ryan Succop	2009-13
119 Harrison Butker	2017-20
93 Pete Stoyanovich	1996-00
89 Cairo Santos	2014-17

## Most Field Goals Made, Season

38 Harrison Butker	2017
34 Nick Lowery	1990
34 Harrison Butker	2019
31 Cairo Santos	2016
30 Jan Stenerud	1968, '70
30 Cairo Santos	2015
28 Ryan Succop	2012

## Most Field Goals Made, Rookie, Season

38 Harrison Butker	2017
25 Ryan Succop	2009
25 Cairo Santos	2014
21 Jan Stenerud	1967
13 Jack Spikes	1960
12 Tommy Brooker	1962

## Most Field Goals Made, Game

7 Cairo Santos at Cincinnati	Oct. 5, 2015
6 Ryan Succop at New Orleans	Sept. 23, 2012
5 Jan Stenerud	3 times
Last; vs. Buffalo	Dec. 19, 1971
5 Nick Lowery	4 times
Last; vs. Denver	Sept. 20, 1993

5 Ryan Succop vs. Minnesota	Oct. 2, 2011
5 Cairo Santos at Denver	Nov. 15, 2015
5 Harrison Butker	4 times
Last; vs. Denver	Dec. 6, 2020
4 Tommy Brooker vs. San Diego	Dec. 16, 1962
4 Mike Mercer at N.Y. Jets	Nov. 27, 1966
4 Lin Elliott vs. Seattle	Dec. 24, 1995
4 Jan Stenerud	10 times
4 Nick Lowery	8 times
4 Pete Stoyanovich	2 times
4 Todd Peterson vs. Denver	Dec. 16, 2001
4 Lawrence Tynes	2 times
Last; vs. Denver	Nov. 23, 2006
4 Nick Novak vs. Denver	Sept. 28, 2008
4 Ryan Succop	4 times
Last; at Tennessee	Oct. 6, 2013
4 Cairo Santos	5 times
Last; at Carolina	Nov. 13, 2016
4 Harrison Butker	5 times
Last; at Tennessee	Nov. 10, 2019

## Most Consecutive Games Scoring Field Goals

16 Harrison Butker	2019-20
15 Lawrence Tynes	2004-05
14 Jan Stenerud	1970
14 Harrison Butker	2017-18
12 Pete Stoyanovich	1997-98
11 Jan Stenerud	1968-69
11 Jan Stenerud	1971-72
11 Nick Lowery	1985-86
11 Morten Andersen	2002

## Most Consecutive Games Scoring Field Goals, Single Season

14 Jan Stenerud	1970
14 Harrison Butker	2019
13 Harrison Butker	2017
12 Lawrence Tynes	2005
11 Morten Andersen	2002

## Most Consecutive Field Goals Made

23 Harrison Butker	2017
22 Pete Stoyanovich	1997-98
22 Ryan Succop	2011
21 Nick Lowery	1990
21 Nick Lowery	1991
16 Jan Stenerud	1969
16 Harrison Butker	2019-20

## Longest Field Goal

58 Nick Lowery at Washington	Sept. 18, 1983
58 Nick Lowery vs. L.A. Raiders	Sept. 12, 1985
58 Harrison Butker at L.A. Chargers	Sept. 20, 2020
58 Harrison Butker at L.A. Chargers	Sept. 20, 2020
57 Nick Lowery vs. Seattle	Sept. 14, 1980
56 Harrison Butker at Chicago	Dec. 22, 2019
55 Jan Stenerud at Denver	Oct. 4, 1970
55 Harrison Butker vs. Carolina	Nov. 8, 2020
54 Jan Stenerud at Houston	Sept. 9, 1967
54 Jan Stenerud at Denver	Oct. 5, 1969
54 Jan Stenerud at San Francisco	Dec. 6, 1971
54 Nick Lowery vs. L.A. Raiders	Nov. 6, 1983
54 Nick Lowery at Detroit	Nov. 26, 1987
54 Pete Stoyanovich vs. Denver	Nov. 16, 1997
54 Ryan Succop vs. Minnesota	Oct. 2, 2011
54 Cairo Santos at Houston	Sept. 18, 2016
54 Harrison Butker at Seattle	Dec. 23, 2018

# REGULAR INDIVIDUAL

54 Harrison Butker vs. Minnesota	Nov. 3, 2019
<b>Highest Field Goal Percentage, Career (100 Attempts)</b>	
90.2 Harrison Butker (119-132)	2017-20
84.8 Cairo Santos (89-105)	2014-17
81.0 Ryan Succop (119-147)	2009-13
80.9 Pete Stoyanovich (93-115)	1996-00
80.2 Nick Lowery (329-410)	1980-93
64.0 Jan Stenerud (279-436)	1967-79
<b>Highest Field Goal Percentage, Season</b>	
96.3 Pete Stoyanovich (26-27)	1997
91.9 Nick Lowery (34-37)	1990
91.6 Nick Lowery (22-24)	1992
90.5 Harrison Butker (38-42)	2017
89.5 Harrison Butker (34-38)	2019
88.9 Nick Lowery (24-27)	1985
88.9 Harrison Butker (24-27)	2018
<b>Highest Field Goal Percentage, Career At Arrowhead</b>	
88.1 Pete Stoyanovich (52-59)	1996-00
87.0 Harrison Butker (60-69)	2017-20
85.6 Nick Lowery (179-209)	1980-93
82.4 Ryan Succop (61-74)	2009-13
79.2 Cairo Santos (38-48)	2014-17
<b>Attempts Less Than 40 Yards, Season (15 Attempts)</b>	
23-26 Cairo Santos	2016
24-25 Harrison Butker	2017
21-21 Nick Lowery	1991
20-20 Pete Stoyanovich	1998
16-20 Ryan Succop	2012
18-19 Harrison Butker	2019
17-18 Cairo Santos	2014
17-18 Cairo Santos	2015
17-17 Ryan Succop	2009
17-17 Harrison Butker	2020
16-16 Morten Andersen	2002
16-16 Harrison Butker	2018
15-16 Ryan Succop	2013
14-15 Ryan Succop	2011
<b>Most Field Goals, No Misses, Game</b>	
7 Cairo Santos at Cincinnati	Oct. 4, 2015
6 Ryan Succop at New Orleans	Sept. 23, 2012
5 Jan Stenerud at Buffalo	Nov. 2, 1969
5 Jan Stenerud vs. Buffalo	Dec. 7, 1969
5 Nick Lowery vs. L.A. Raiders	Sept. 12, 1985
5 Nick Lowery at Chicago	Dec. 29, 1990
5 Nick Lowery vs. Denver	Sept. 20, 1993
5 Ryan Succop vs. Minnesota	Oct. 2, 2011
5 Harrison Butker at Houston	Oct. 8, 2017
5 Harrison Butker vs. Denver	Oct. 30, 2017
5 Harrison Butker vs. Denver	Dec. 6, 2020
<b>Most Field Goals, 50 or More Yards, Career</b>	
20 Nick Lowery	1980-93
12 Jan Stenerud	1967-79
12 Harrison Butker	2017-20
9 Ryan Succop	2009-13
7 Cairo Santos	2014-16
6 Lawrence Tynes	2004-06
5 Pete Stoyanovich	1996-99
<b>Most Field Goals, 50 or More Yards, Season</b>	
4 Nick Lowery	1980
4 Cairo Santos	2015
4 Harrison Butker	2017
3 Nick Lowery	1985, '88
3 Ryan Succop	2011
3 Harrison Butker	2019, '20

2 Pete Stoyanovich	1997, '98
2 Lawrence Tynes	2004, 2005, 2006
2 Ryan Succop	2009, '12
2 Cairo Santos	2016
2 Harrison Butker	2018
<b>Most Field Goals, 50 or More Yards, Game</b>	
2 Nick Lowery vs. Seattle	Sept. 14, 1980
2 Nick Lowery at New Orleans	Sept. 8, 1985
2 Nick Lowery at Detroit	Nov. 26, 1987
2 Lawrence Tynes at Miami	Oct. 21, 2005
2 Ryan Succop vs. Minnesota	Oct. 2, 2011
2 Cairo Santos at Cincinnati	Oct. 4, 2015
2 Harrison Butker at L.A. Chargers	Sept. 20, 2020
<b>Most Defensive Touchdowns, Career</b>	
8 Bobby Bell (6 INTs, 2 FRs)	1963-74
5 Emmitt Thomas (5 INTs)	1966-78
5 Jim Kearney (5 INTs)	1967-75
5 Eric Berry (5 INTs)	2010-16
4 Lloyd Burruss (4 INTs)	1981-91
4 Derrick Thomas (4 FRs)	1989-99
4 James Hasty (3 INTs, 1 FR)	1995-99
4 Derrick Johnson (4 INTs)	2005-16
<b>Most Defensive Touchdowns, Season</b>	
4 Jim Kearney (4 INTs)	1972
3 David Webster (2 INTs, 1 FR)	1960
3 Lloyd Burruss (3 INTs)	1986
3 Charles Mincy (2 INTs, 1 FR)	1992
3 Mark McMillian (3 INTs)	1997
<b>Most Defensive Touchdowns, Game</b>	
2 Jim Kearney at Denver	Oct. 1, 1972
2 Lloyd Burruss vs. San Diego	Oct. 19, 1986
2 Cris Dishman at Oakland	Nov. 28, 1999
2 Derrick Johnson at Denver	Jan. 3, 2010
<b>Most Special Teams Touchdowns, Career</b>	
11 Dante Hall (5 PRs, 6 KORs)	2000-06
8 Tamarick Vanover (4 PRs, 4 KORs)	1995-99
5 Tyreek Hill (4 PRs, 1 KOR)	2016-20
4 J.T. Smith (4 PRs)	1978-84
3 Dexter McCluster (3 PRs)	2010-13
2 Six players tied	
<b>Most Special Teams Touchdowns, Season</b>	
4 Dante Hall (2 PRs, 2 KRs)	2003
3 Tamarick Vanover (2 KRs, 1 PR)	1995
3 Dante Hall (2 PRs, 1 KR)	2002
3 Tyreek Hill (2 PRs, 1 KR)	2016
2 J.T. Smith (2 PRs)	1979
2 J.T. Smith (2 PRs)	1980
2 Paul Palmer (2 KRs)	1987
2 Dale Carter (2 PRs)	1992
2 Dante Hall (2 KRs)	2004
2 Dexter McCluster (2 PRs)	2013
<b>Most Safeties, Career</b>	
3 Derrick Thomas	1989-98
2 Bill Maas	1984-92
2 Dan Saleaumua	1989-96
2 Joe Phillips	1992-97
1 Buck Buchanan	1963-75
1 Willie Lanier	1967-77
1 John Lohmeyer	1973, '75-77
1 Ed Beckman	1977-84
1 Dino Hackett	1986-92
1 Albert Lewis	1983-93
1 Rob McGovern	1989-90
1 Bernard Pollard	2006-08

# REGULAR INDIVIDUAL

1 Tamba Hali	2006-16
1 Justin Houston	2011-18
1 D.J. Alexander	2015-16
1 Chris Jones	2016-20
<b>Most Safeties, Season</b>	
1 Buck Buchanan	1968
1 Willie Lanier	1974
1 John Lohmeyer	1976
1 Ed Beckman	1978
1 Dino Hackett	1988
1 Albert Lewis	1988
1 Bill Maas	1988, '90
1 Rob McGovern	1989
1 Dan Saleaumua	1991, '96
1 Derrick Thomas	1994, '97, '98
1 Joe Phillips	1997
1 Bernard Pollard	2007
1 Tamba Hali	2009
1 Justin Houston	2012
1 D.J. Alexander	2015
1 Chris Jones	2020
<b>Most Two-Point Conversions, Career</b>	
3 Tony Gonzalez	1997-08
3 Travis Kelce	2013-20
2 Bo Dickinson	1960-61
2 Curtis McClinton	1962-69
2 Jerrel Wilson	1963-77
2 Reg Carolan	1964-68
2 Trent Green	2001-06
2 Eddie Kennison	2001-07
<b>Most Two-Point Conversions, Season</b>	
2 Bo Dickinson	1961
2 Travis Kelce	2015
<b>Most Two-Point Conversion Passes, Career</b>	
8 Len Dawson	1962-75
4 Trent Green	2001-06
4 Alex Smith	2013-17
2 Randy Duncan	1961
2 Elvis Grbac	1997-00

## Rushing

<b>Most Seasons Leading League in Rushing</b>	
1 Abner Haynes	1960
1 Christian Okoye	1989
1 Priest Holmes	2001
1 Kareem Hunt	2017
<b>Most Rushing Attempts, Career</b>	
1,375 Larry Johnson	2003-09
1,332 Jamaal Charles	2008-16
1,321 Priest Holmes	2001-07
1,246 Christian Okoye	1987-92
1,157 Ed Podolak	1969-77
<b>Most Rushing Attempts, Season</b>	
*416 Larry Johnson	2006
370 Christian Okoye	1989
336 Larry Johnson	2005
327 Priest Holmes	2001
320 Priest Holmes	2003
*NFL RECORD	
<b>Most Rushing Attempts, Consecutive Seasons</b>	
752 Larry Johnson (336, 416)	2005-06
640 Priest Holmes (327, 313)	2001-02
633 Priest Holmes (313, 320)	2002-03

615 Christian Okoye (370, 245)	1989-90
574 Larry Johnson (416, 158)	2006-07
<b>Most Rushing Attempts, Rookie, Season</b>	
272 Kareem Hunt	2017
234 Joe Delaney	1981
174 Robert Holmes	1968
167 Clyde Edwards-Helaire	2020
157 Christian Okoye	1987
156 Abner Haynes	1960
<b>Most Rushing Attempts, Game</b>	
39 Larry Johnson vs. Seattle	Oct. 29, 2006
38 Christian Okoye at Green Bay	Dec. 10, 1989
37 Christian Okoye vs. Seattle	Nov. 5, 1989
36 Larry Johnson at Houston	Nov. 20, 2005
35 Barry Word vs. L.A. Raiders	Dec. 22, 1991
<b>Most Rushing Yards, Career</b>	
7,260 Jamaal Charles	2008-16
6,070 Priest Holmes	2001-07
6,015 Larry Johnson	2003-09
4,897 Christian Okoye	1987-92
4,451 Ed Podolak	1969-77
<b>Most Rushing Yards, Season (All 1,000+)</b>	
1,789 Larry Johnson	2006
1,750 Larry Johnson	2005
1,615 Priest Holmes	2002
1,555 Priest Holmes	2001
1,509 Jamaal Charles	2012
1,480 Christian Okoye	1989
1,467 Jamaal Charles	2010
1,420 Priest Holmes	2003
1,327 Kareem Hunt	2017
1,287 Jamaal Charles	2013
1,121 Joe Delaney	1981
1,120 Jamaal Charles	2009
1,087 Mike Garrett	1967
1,053 Tony Reed	1978
1,049 Abner Haynes	1962
1,033 Jamaal Charles	2014
1,031 Christian Okoye	1991
1,015 Barry Word	1990
<b>Most Rushing Yards, Consecutive Seasons</b>	
3,539 Larry Johnson (1,750, 1,789)	2005-06
3,170 Priest Holmes (1,555, 1,615)	2001-02
3,035 Priest Holmes (1,615, 1,420)	2002-03
2,796 Jamaal Charles (1,509, 1,287)	2012-13
2,348 Larry Johnson (1,789, 559)	2006-07
<b>Most Rushing Yards, Rookie, Season</b>	
1,327 Kareem Hunt	2017
1,121 Joe Delaney	1981
875 Abner Haynes	1960
866 Robert Holmes	1968
801 Mike Garrett	1966
<b>Most Rushing Yards, Game (All 200+)</b>	
259 Jamaal Charles at Denver	Jan. 3, 2010
233 Jamaal Charles at New Orleans	Sept. 23, 2012
226 Jamaal Charles vs. Indianapolis	Dec. 23, 2012
211 Larry Johnson at Houston	Nov. 20, 2005
201 Larry Johnson vs. Cincinnati	Jan. 1, 2006
200 Barry Word at Detroit	Oct. 14, 1990
<b>Most Rushing Yards, Rookie, Game (All 150+)</b>	
193 Joe Delaney vs. Houston	Nov. 15, 1981
172 Kareem Hunt at Los Angeles Chargers	Sept. 24, 2017
161 Mike Garrett at San Diego	Dec. 18, 1966
161 Clyde Edwards-Helaire at Buffalo	Oct. 19, 2020



158 Robert Holmes at Cincinnati	Nov. 10, 1968
157 Abner Haynes at N.Y. Titans	Nov. 24, 1960
155 Kareem Hunt vs. Los Angeles Chargers	Dec. 16, 2017
150 Kolby Smith vs. Oakland	Nov. 25, 2007

## Most Rushing Yards, Consecutive Games (All 300+)

361 (102, 259) J. Charles	Dec. 27, 2009 - Jan. 3, 2010
343 (132, 211) Larry Johnson	Nov. 13-20, 2005
332 (131, 201) L. Johnson	Dec. 24, 2005 - Jan. 1, 2006
330 (211, 119) Larry Johnson	Nov. 20-27, 2005
327 (155, 172) Larry Johnson	Oct. 29 - Nov. 5, 2006
321 (233, 88) Jamaal Charles	Sept. 23-30, 2012
319 (121, 198) Larry Johnson	Sept. 21-28, 2008
311 (154, 157) Larry Johnson	Nov. 19-23, 2006
310 (197, 113) Priest Holmes	Nov. 24 - Dec. 1, 2002
310 (143, 167) Larry Johnson	Dec. 11-17, 2005
301 (104, 197) Priest Holmes	Nov. 17-24, 2002

## Most Rushing Yards vs. One Opponent, Season

327 (172, 155) Kareem Hunt vs. Los Angeles Chargers	2017
315 (56, 259) Jamaal Charles vs. Denver	2009
289 (154, 135) Larry Johnson vs. Oakland	2006
283 (126, 157) Larry Johnson vs. Denver	2006
282 (156, 126) Christian Okoye vs. Seattle	1989

## Most Games, 100 or More Rushing Yards, Career

30 Larry Johnson	2003-09
24 Priest Holmes	2001-07
23 Jamaal Charles	2008-16
14 Christian Okoye	1987-92
13 Abner Haynes	1960-65

## Most Games, 100 or More Rushing Yards, Season

11 Larry Johnson	2006
10 Larry Johnson	2005
9 Priest Holmes	2002
8 Christian Okoye	1989
7 Priest Holmes	2001
7 Jamaal Charles	2012

## Most Games, 100 or More Rushing Yards, Rookie, Season

6 Kareem Hunt	2017
5 Joe Delaney	1981
3 Curtis McClinton	1962
2 Mike Garrett	1966
2 Robert Holmes	1968
2 Abner Haynes	1960
2 Woody Green	1974
2 Clyde Edwards-Helaire	2020

## Most Consecutive Games, 100 or More Rushing Yards

9 Larry Johnson	Nov. 6, 2005 - Jan. 1, 2006
5 Priest Holmes	Nov. 17 - Dec. 15, 2002
4 Larry Johnson	Nov. 19 - Dec. 10, 2006
4 Jamaal Charles	Dec. 13, 2009 - Jan. 3, 2010
3 Joe Delaney	Oct. 4 - Oct. 18, 1981
3 Christian Okoye	Sept. 24 - Oct. 8, 1989
3 Christian Okoye	Oct. 22 - Nov. 5, 1989
3 Larry Johnson	Dec. 5 - Dec. 19, 2004
3 Larry Johnson	Oct. 22 - Nov. 5, 2006
3 Jamaal Charles	Nov. 25 - Dec. 9, 2012
3 Kareem Hunt	Sept. 24 - Oct. 8, 2017

## Longest Run From Scrimmage

91 (TD) Jamaal Charles at New Orleans	Sept. 23, 2012
91 (TD) Damien Williams vs. Minnesota	Nov. 3, 2019
86 (TD) Jamaal Charles vs. Indianapolis	Dec. 23, 2012
84 (TD) Ted McKnight at Seattle	Sept. 30, 1979
84 (TD) Damien Williams vs. L.A. Chargers	Dec. 29, 2019

82 (TD) Joe Delaney vs. Denver	Oct. 18, 1981
82 (TD) Derrick Alexander vs. Pittsburgh	Dec. 12, 1999
80 (TD) Abner Haynes at N.Y. Jets	Nov. 29, 1964
80 (TD) Warren McVea vs. Cincinnati	Oct. 26, 1969
80 Jamaal Charles at St. Louis	Dec. 19, 2010
80 (TD) Jamaal Charles at Cleveland	Dec. 9, 2012

## Most Rushing Yards, QB, Career

1,672 Alex Smith	2013-17
1,253 Len Dawson	1962-75
750 Patrick Mahomes	2017-20
712 Steve Fuller	1979-82
692 Trent Green	2001-06
682 Mike Livingston	1968-79

## Most Rushing Yards, QB, Season

498 Alex Smith	2015
431 Alex Smith	2013
386 Tyler Thigpen	2008
355 Alex Smith	2017
274 Steve Fuller	1980

## Most 10+ Yard Rushes, Career

196 Jamaal Charles	2008-16
190 Priest Holmes	2001-07
137 Larry Johnson	2003-09
71 Marcus Allen	1993-97
63 Kimble Anders	1991-00

## Most 10+ Yard Rushes, Season

53 Priest Holmes	2002
52 Priest Holmes	2001
49 Larry Johnson	2006
47 Larry Johnson	2005
45 Jamaal Charles	2010

## Most 10+ Yard Rushes, Game

10 Priest Holmes at Oakland	Dec. 9, 2001
9 Priest Holmes at Seattle	Nov. 24, 2002
7 Larry Johnson at N.Y. Giants	Dec. 17, 2005
7 Jamaal Charles vs. Buffalo	Oct. 31, 2010

## Highest Rushing Average, Career (400 attempts)

5.45 Jamaal Charles (1,332-7,260)	2008-16
4.80 Abner Haynes (794-3,814)	1960-64
4.60 Priest Holmes (1,321-6,070)	2001-07
4.57 Kimble Anders (495-2,261)	1991-00
4.44 Ted McKnight (528-2,344)	1977-81

## Highest Rushing Average, Season (100 attempts)

6.38 Jamaal Charles (230-1,467)	2010
6.03 Ted McKnight (104-627)	1978
5.89 Jamaal Charles (190-1,120)	2009
5.61 Abner Haynes (156-875)	1960
5.49 Mack Lee Hill (105-576)	1964

## Highest Rushing Average, Game (10 attempts)

14.27 A. Haynes at N.Y. Titans (11-157)	Nov. 24, 1960
12.25 T. McKnight at Seattle (12-147)	Sept. 30, 1979
11.58 E. Podolak vs. Denver (12-139)	Dec. 6, 1970
11.45 J. Charles at St. Louis (11-126)	Dec. 19, 2010
11.29 A. Haynes vs. Oakland (14-158)	Nov. 26, 1961

## Most Rushing Touchdowns, Career

76 Priest Holmes	2001-07
55 Larry Johnson	2003-09
44 Marcus Allen	1993-97
43 Jamaal Charles	2008-16
40 Christian Okoye	1987-92
39 Abner Haynes	1960-65

## Most Rushing Touchdowns, QB, Career

10 Alex Smith	2013-17
9 Len Dawson	1962-75

# REGULAR INDIVIDUAL

7 Mike Livingston	1968-79
6 Pete Beathard	1964-73
6 Rich Gannon	1995-98
6 Patrick Mahomes	2017-20
<b>Most Rushing Touchdowns, QB, Season</b>	
5 Steve Bono	1995
Alex Smith	2016
4 Pete Beathard	1965
Steve Fuller	1980
3 Five Players Tied	
<b>Most Rushing Touchdowns, Season</b>	
27 Priest Holmes	2003
21 Priest Holmes	2002
20 Larry Johnson	2005
17 Larry Johnson	2006
14 Priest Holmes	2004
<b>Most Rushing Touchdowns, Consecutive Seasons</b>	
48 Priest Holmes (21, 27)	2002-03
41 Priest Holmes (27, 14)	2003-04
37 Larry Johnson (20, 17)	2005-06
29 Priest Holmes (8, 21)	2001-02
29 Larry Johnson (9, 20)	2004-05
<b>Most Rushing Touchdowns, Rookie, Season</b>	
10 Billy Jackson	1981
9 Abner Haynes	1960
8 Kareem Hunt	2017
7 Robert Holmes	1968
6 Mike Garrett	1966
<b>Most Rushing Touchdowns, Game</b>	
4 Abner Haynes vs. Oakland	Nov. 26, 1961
4 Priest Holmes at Cleveland	Sept. 8, 2002
4 Priest Holmes vs. Atlanta	Oct. 24, 2004
4 Derrick Blaylock vs. Atlanta	Oct. 24, 2004
3 Jack Spikes vs. Houston	Oct. 1, 1961
3 Abner Haynes vs. Boston	Sept. 8, 1962
3 Bert Coan at Denver	Oct. 23, 1966
3 Ed Podolak at Detroit	Nov. 25, 1971
3 Ed Podolak vs. Cleveland	Dec. 12, 1976
3 Billy Jackson at Oakland	Oct. 25, 1981
3 Marcus Allen at Seattle	Dec. 5, 1993
3 Donnell Bennett at Philadelphia	Sept. 27, 1998
3 Bam Morris at San Diego	Nov. 22, 1998
3 Priest Holmes vs. Denver	Oct. 20, 2002
3 Priest Holmes vs. Pittsburgh	Sept. 14, 2003
3 Priest Holmes vs. Buffalo	Oct. 26, 2003
3 Priest Holmes vs. Detroit	Dec. 14, 2003
3 Priest Holmes at Minnesota	Dec. 20, 2003
3 Priest Holmes at Denver	Sept. 12, 2004
3 Priest Holmes vs. Indianapolis	Oct. 31, 2004
3 Larry Johnson at Dallas	Dec. 11, 2005
3 Larry Johnson vs. Cincinnati	Jan. 1, 2006
3 Larry Johnson vs. Seattle	Oct. 29, 2006
3 Larry Johnson vs. Jacksonville	Dec. 31, 2006
3 Jamaal Charles at Green Bay	Sept. 28, 2015
<b>Most Rushing Touchdowns, Consecutive Games</b>	
7 Priest Holmes	Oct. 24-31, 2004
6 Priest Holmes	Dec. 14-20, 2003
5 Priest Holmes	5 times
	Last; Dec. 20-28, 2003
5 Larry Johnson	3 times
	Last; Oct. 22-29, 2006
<b>Most Consecutive Games With Rushing Touchdown</b>	
11 Priest Holmes	Sept. 22 - Dec. 8, 2002
8 Priest Holmes	Nov. 23, 2003 - Sept. 19, 2004

8 Larry Johnson	Nov. 28, 2004 - Sept. 18, 2005
7 Larry Johnson	Nov. 20, 2005 - Jan. 1, 2006
7 Larry Johnson	Oct. 15 - Nov. 23, 2006

## Passing

### Most Seasons Leading League in Passing

4 Len Dawson	1962, 1964, 1966, 1968
--------------	------------------------

### Highest Passer Rating Career (1,000 attempts)

110.0 Patrick Mahomes	2017-20
94.8 Alex Smith	2013-17
87.3 Trent Green	2001-06
83.2 Len Dawson	1962-75
81.8 Steve DeBerg	1988-91
80.6 Elvis Grbac	1997-00

### Highest Passer Rating, Season (200 attempts)

113.8 Patrick Mahomes	2018
112.3 Patrick Mahomes	2020
105.3 Patrick Mahomes	2019
104.7 Alex Smith	2017
101.9 Len Dawson	1966
98.8 Len Dawson	1968
98.4 Len Dawson	1962
98.0 Damon Huard	2006
96.3 Steve DeBerg	1990

### Highest Passer Rating, Rookie, Season

112.3 Todd Blackledge	1983
76.4 Patrick Mahomes	2017
66.7 Hunter Enis	1960
55.8 Steve Fuller	1979

### Highest Passer Rating, Game (20 attempts)

158.3 Trent Green vs. Detroit	Dec. 14, 2003
158.3 Alex Smith at Oakland	Dec. 15, 2013
156.6 Steve Bono at Seattle	Sept. 3, 1995
154.8 Patrick Mahomes at Pittsburgh	Sept. 16, 2018
154.3 Trent Green at Washington	Sept. 30, 2001
148.6 Alex Smith at New England	Sept. 7, 2017
147.6 Bill Kenney at San Diego	Dec. 16, 1984
146.0 Joe Montana at Tampa Bay	Sept. 5, 1993

### Most 100.0+ Passer Rating Games, Career

30 Len Dawson	1962-75
29 Alex Smith	2013-17
28 Patrick Mahomes	2017-20
27 Trent Green	2001-06
19 Steve DeBerg	1988-91
14 Bill Kenney	1980-88

### Most 100.0+ Passer Rating Games, Season

13 Patrick Mahomes	2018
10 Steve DeBerg	1990
9 Alex Smith	2017
9 Patrick Mahomes	2020
7 Trent Green	2003
7 Trent Green	2004
6 Alex Smith	2015
6 Matt Cassel	2010

### Most Passes Attempted, Career

3,696 Len Dawson	1962-75
2,777 Trent Green	2001-06
2,436 Alex Smith	2013-17
2,430 Bill Kenney	1979-88
1,751 Mike Livingston	1968-79
1,616 Steve DeBerg	1988-91

### Most Passes Attempted, Season (All 500+)

603 Bill Kenney	1983
580 Patrick Mahomes	2018

556 Trent Green	2004
547 Elvis Grbac	2000
523 Trent Green	2001
523 Trent Green	2003
520 Steve Bono	1995
508 Alex Smith	2013
507 Trent Green	2005
505 Alex Smith	2017
<b>Most Passes Attempted, Consecutive Seasons</b>	
1,079 Trent Green (523, 556)	2003-04
1,064 Patrick Mahomes (580, 484)	2018-19
1,063 Trent Green (556, 507)	2004-05
1,046 Elvis Grbac (499, 547)	1999-00
994 Alex Smith (489, 505)	2016-17
993 Trent Green (523, 470)	2001-02
993 Trent Green (470, 523)	2002-03
<b>Most Passes Attempted, Rookie, Season</b>	
270 Steve Fuller	1979
54 Hunter Enis	1960
35 Patrick Mahomes	2017
34 Todd Blackledge	1983
<b>Most Passes Attempted, Game (All 50+)</b>	
55 Joe Montana at San Diego	Oct. 9, 1994
55 Steve Bono at Miami	Dec. 12, 1994
54 Joe Montana at Denver	Oct. 17, 1994
54 Steve Bono at San Diego	Sept. 29, 1996
53 Elvis Grbac at Oakland	Nov. 5, 2000
53 Trent Green at San Diego	Jan. 2, 2005
53 Matt Cassel at Denver	Nov. 14, 2010
53 Patrick Mahomes vs. Baltimore	Dec. 9, 2018
52 Bill Kenney at Denver	Oct. 30, 1983
50 Bill Kenney vs. Buffalo	Nov. 30, 1986
50 Steve DeBerg at Cleveland	Nov. 24, 1991
50 Rich Gannon at Jacksonville	Nov. 9, 1997
50 Alex Smith at Pittsburgh	Oct. 2, 2016
50 Patrick Mahomes at Tennessee	Nov. 10, 2019
<b>Most Passes Completed, Career</b>	
2,115 Len Dawson	1962-75
1,720 Trent Green	2001-06
1,587 Alex Smith	2013-17
1,330 Bill Kenney	1979-88
1,064 Patrick Mahomes	2017-20
934 Steve DeBerg	1988-91
912 Mike Livingston	1968-79
<b>Most Passes Completed, Season (All 300+)</b>	
383 Patrick Mahomes (580 att.)	2018
369 Trent Green (556 att.)	2004
346 Bill Kenney (603 att.)	1983
341 Alex Smith (505 att.)	2017
340 Patrick Mahomes (497 att.)	2020
330 Trent Green (523 att.)	2003
328 Alex Smith (461 att.)	2016
326 Elvis Grbac (547 att.)	2000
319 Patrick Mahomes (484 att.)	2019
317 Trent Green (507 att.)	2005
308 Alex Smith (508 att.)	2013
307 Alex Smith (470 att.)	2015
303 Alex Smith (464 att.)	2014
<b>Most Passes Completed, Consecutive Seasons (All 600+)</b>	
702 Patrick Mahomes (383, 319)	2018-19
699 Trent Green (330, 369)	2003-04
686 Trent Green (369, 317)	2004-05
686 Patrick Mahomes (383, 303)	2018-19

669 Alex Smith (328, 341)	2016-17
659 Patrick Mahomes (319, 340)	2019-20
635 Alex Smith (307, 328)	2015-16
620 Elvis Grbac (294, 326)	1999-00
617 Trent Green (287, 330)	2002-03
611 Alex Smith (308, 303)	2013-14
610 Alex Smith (303, 307)	2014-15
<b>Most Passes Completed, Rookie, Season</b>	
146 Steve Fuller	1979
30 Hunter Enis	1960
22 Patrick Mahomes	2017
20 Todd Blackledge	1983
<b>Most Passes Completed, Game (All 30+)</b>	
39 Elvis Grbac at Oakland	Nov. 5, 2000
37 Joe Montana at San Diego	Oct. 9, 1994
37 Patrick Mahomes at Tampa Bay	Nov. 29, 2020
36 Patrick Mahomes at Tennessee	Nov. 10, 2019
35 Patrick Mahomes at Baltimore	Dec. 9, 2018
34 Joe Montana at Denver	Oct. 17, 1994
34 Trent Green at Denver	Dec. 7, 2003
34 Alex Smith vs. San Diego	Sept. 11, 2016
34 Patrick Mahomes at Las Vegas	Nov. 22, 2020
33 Steve Bono at Miami	Dec. 12, 1994
33 Trent Green at San Diego	Jan. 2, 2005
33 Matt Cassel at Denver	Nov. 14, 2010
33 Patrick Mahomes at L.A. Rams	Nov. 19, 2018
32 Trent Green at Tampa Bay	Nov. 7, 2004
32 Trent Green vs. Oakland	Dec. 25, 2004
31 Bill Kenney at San Diego	Dec. 11, 1983
31 Elvis Grbac vs. Carolina	Dec. 10, 2000
31 Trent Green at San Diego	Oct. 30, 2005
31 Alex Smith at Pittsburgh	Dec. 21, 2014
31 Alex Smith at Cincinnati	Oct. 4, 2015
31 Patrick Mahomes at Baltimore	Sept. 28, 2020
31 Patrick Mahomes vs. N.Y. Jets	Nov. 1, 2020
30 Steve DeBerg vs. Cleveland	Nov. 24, 1991
30 Elvis Grbac vs. Seattle	Nov. 21, 1999
30 Alex Smith at Pittsburgh	Oct. 2, 2016
30 Patrick Mahomes at Oakland	Sept. 15, 2019
30 Patrick Mahomes vs. Carolina	Nov. 8, 2020
<b>Most Consecutive Passes Completed</b>	
15 Len Dawson at Houston	Sept. 9, 1967
15 Bill Kenney vs. San Diego (13) at Washington (2)	Sept. 12, 1983 Sept. 18, 1983
15 Alex Smith at Oakland	Oct. 16, 2016
15 Alex Smith at Atlanta	Dec. 4, 2016
14 Trent Green vs. Indianapolis	Oct. 31, 2004
<b>Most Seasons Leading League</b>	
*8 Len Dawson	1962, '64-69, '75
*NFL RECORD	
<b>Most Consecutive Seasons Leading League</b>	
*6 Len Dawson	1964-69
*NFL RECORD	
<b>Highest Completion Percentage, Career (1,000 attempts)</b>	
66.67 Patrick Mahomes (1,596-1,064)	2017-20
65.15 Alex Smith (2,436-1,587)	2013-17
61.94 Trent Green (2,777-1,720)	2001-06
57.97 Steve DeBerg (1,616-934)	1988-91
57.94 Elvis Grbac (1,548-897)	1997-00
57.35 Matt Cassel (1,489-854)	2009-12
<b>Highest Completion Percentage, Season (100 attempts)</b>	
68.41 Patrick Mahomes (497-340)	2020

67.52	Alex Smith (505-341)	2017
67.08	Alex Smith (489-328)	2016
66.43	Len Dawson (140-93)	1975
66.37	Trent Green (556-369)	2004
66.03	Patrick Mahomes (580-383)	2018
65.91	Patrick Mahomes (484-319)	2019
65.32	Alex Smith (470-307)	2015
65.30	Alex Smith (464-303)	2014
63.09	Trent Green (523-330)	2003
62.52	Trent Green (507-317)	2005
62.05	Damon Huard (206-332)	2007
<b>Highest Completion Percentage, Rookie, Season</b>		
62.86	Patrick Mahomes (35-22)	2017
58.82	Todd Blackledge (34-20)	1983
55.56	Hunter Enis (54-30)	1960
54.07	Steve Fuller (270-146)	1979
<b>Highest Completion Percentage, Game (20 attempts)</b>		
86.36	A. Smith at Oakland (22-19)	Oct. 16, 2016
86.21	A. Smith vs. St. Louis (29-25)	Oct. 26, 2014
85.00	A. Smith at Oakland (20-17)	Dec. 15, 2013
84.00	A. Smith at Baltimore (25-21)	Dec. 20, 2015
84.00	A. Smith at Atlanta (25-21)	Dec. 4, 2016
<b>Most Passing Yards, Career (All 10,000+)</b>		
28,507	Len Dawson	1962-75
21,459	Trent Green	2001-06
17,608	Alex Smith	2013-17
17,277	Bill Kenney	1979-88
13,620	Patrick Mahomes	2017-20
11,873	Steve DeBerg	1988-91
11,295	Mike Livingston	1968-79
10,642	Elvis Grbac	1997-00
<b>Most Passing Yards, Season (All 4,000+)</b>		
5,097	Patrick Mahomes	2018
4,591	Trent Green	2004
4,348	Bill Kenney	1983
4,208	Patrick Mahomes	2020
4,169	Elvis Grbac	2000
4,042	Alex Smith	2017
4,039	Trent Green	2003
4,031	Patrick Mahomes	2019
4,014	Trent Green	2005
<b>Most Passing Yards, Consecutive Seasons</b>		
9,128	Patrick Mahomes (5,097, 4,031)	2018-19
8,630	Trent Green (4,039, 4,591)	2003-04
8,605	Trent Green (4,591, 4,014)	2004-05
8,239	Patrick Mahomes (4,031, 4,208)	2019-20
7,729	Trent Green (3,690, 4,039)	2002-03
7,558	Elvis Grbac (3,389, 4,169)	1999-00
7,544	Alex Smith (3,502, 4,042)	2016-17
<b>Most Passing Yards, Rookie, Season</b>		
1,484	Steve Fuller	1979
357	Hunter Enis	1960
284	Patrick Mahomes	2017
259	Todd Blackledge	1983
<b>Most Passing Yards, Game (All 400+)</b>		
504	Elvis Grbac at Oakland	Nov. 5, 2000
478	Patrick Mahomes at L.A. Rams	Nov. 19, 2018
469	Matt Cassel at Denver	Nov. 14, 2010
462	Patrick Mahomes at Tampa Bay	Nov. 29, 2020
446	Patrick Mahomes at Tennessee	Nov. 10, 2019
443	Patrick Mahomes at Oakland	Sept. 15, 2019
435	Len Dawson vs. Denver	Nov. 1, 1964
416	Patrick Mahomes vs. N.Y. Jets	Nov. 1, 2020
411	Bill Kenney at San Diego	Dec. 11, 1983

400	Trent Green at Green Bay	Oct. 12, 2003
<b>Most Games, 300 Yards Passing, Career</b>		
26	Patrick Mahomes	2017-20
24	Trent Green	2001-06
15	Bill Kenney	1979-88
9	Len Dawson	1962-75
8	Alex Smith	2013-17
7	Elvis Grbac	1997-00
5	Steve DeBerg	1988-91
<b>Most Games, 300 Yards Passing, Season</b>		
10	Patrick Mahomes	2018
9	Patrick Mahomes	2020
8	Trent Green	2004
7	Bill Kenney	1983
7	Patrick Mahomes	2019
5	Elvis Grbac	2000
5	Trent Green	2003
5	Alex Smith	2017
<b>Most Consecutive Games, 300 Yards Passing, Season</b>		
8	Patrick Mahomes	2018
6	Patrick Mahomes	2020
5	Patrick Mahomes	2019
4	Bill Kenney	1983
4	Trent Green	2004
3	Elvis Grbac	2000
2	Joe Montana	1994
2	Steve Bono	1994
2	Trent Green	2001
2	Trent Green	2002
2	Trent Green	2003
2	Patrick Mahomes	2020
<b>Long Pass Completion (All TDs)</b>		
*99	Trent Green vs. San Diego (to Marc Boerigter)	Dec. 22, 2002
93	Mike Livingston vs. Miami (to Otis Taylor for 79 yards,lateral to Robert Holmes for 14 yards)	Oct. 19, 1969
92	Len Dawson at Denver (to Tommy Brooker)	Nov. 18, 1962
92	Len Dawson at Oakland (to Gloster Richardson)	Nov. 3, 1968
90	Len Dawson vs. Houston (to Frank Pitts)	Nov. 17, 1968
90	Steve DeBerg vs. San Diego (to J.J. Birden)	Nov. 18, 1990
<b>*NFL RECORD</b>		
<b>Most 20+ Yard Passes, Career</b>		
274	Trent Green	2001-06
215	Alex Smith	2013-17
187	Patrick Mahomes	2017-20
133	Elvis Grbac	1997-00
122	Matt Cassel	2009-12
73	Steve DeBerg	1990-91
68	Joe Montana	1993-94
<b>Most 20+ Yard Passes, Season</b>		
75	Patrick Mahomes	2018
60	Patrick Mahomes	2020
59	Trent Green	2004
55	Elvis Grbac	2000
54	Trent Green	2003
52	Alex Smith	2017
51	Trent Green	2001
51	Trent Green	2005



## Most 20+ Yard Passes, Game

9 Matt Cassel at Denver	Nov. 14, 2010
9 Patrick Mahomes at L.A. Rams	Nov. 19, 2018
8 Patrick Mahomes at Oakland	Sept. 15, 2019
8 Patrick Mahomes at Miami	Dec. 13, 2020
7 Dave Krieg at L.A. Raiders	Dec. 6, 1992
7 Rich Gannon at San Diego	Nov. 22, 1998
7 Elvis Grbac at Oakland	Nov. 5, 2000
7 Trent Green at Arizona	Oct. 21, 2001
7 Trent Green vs. Indianapolis	Oct. 31, 2004
7 Alex Smith at New York Jets	Dec. 3, 2017
7 Patrick Mahomes at Cleveland	Nov. 4, 2018
7 Patrick Mahomes vs. Las Vegas	Oct. 11, 2020
7 Patrick Mahomes vs. Carolina	Nov. 8, 2020
7 Patrick Mahomes at Tampa Bay	Nov. 29, 2020
6 17 times; Last P. Mahomes vs. NYJ	Nov. 1, 2020

## Most Seasons Leading League

3 Len Dawson	1962, '66, '69
<b>Highest Passing Average, Career (1,000 attempts)</b>	
8.53 Patrick Mahomes (1,596-13,620)	2017-20
7.73 Trent Green (2,777-21,459)	2001-06
7.71 Len Dawson (3,696-28,507)	1962-75
7.35 Steve DeBerg (1,616-11,873)	1988-91
7.23 Alex Smith (2,436-17,608)	2013-17
7.11 Bill Kenney (2,430-17,277)	1979-88
6.88 Elvis Grbac (1,548-10,643)	1997-00

## Highest Passing Average, Season (Qualifiers: 224 attempts/16 G)

9.42 Len Dawson (224-2,109)	1968
8.90 Len Dawson (310-2,759)	1962
8.90 Len Dawson (284-2,527)	1966
8.79 Patrick Mahomes (580-5,097)	2018
<b>Highest Passing Average, Game (20 attempts)</b>	
15.76 S. DeBerg at New England (21-331)	Dec. 2, 1990
14.35 A. Smith at Oakland (20-287)	Dec. 15, 2013
13.90 T. Green vs. Denver (21-292)	Dec. 16, 2001
12.82 L. Dawson vs. Denver (22-282)	Dec. 19, 1965

## Most Seasons Leading League

*4 Len Dawson	1962, '63, '65, '66
---------------	---------------------

\*NFL RECORD

## Most Touchdown Passes, Career

237 Len Dawson	1962-75
118 Trent Green	2001-06
109 Patrick Mahomes	2017-20
105 Bill Kenney	1979-88
102 Alex Smith	2013-17
67 Steve DeBerg	1988-91

## Most Touchdown Passes, Season

50 Patrick Mahomes	2018
33 Patrick Mahomes	2020
30 Len Dawson	1964
29 Len Dawson	1962
28 Elvis Grbac	2000
27 Trent Green	2004
27 Matt Cassel	2010
26 Len Dawson	1963, '66
26 Trent Green	2002
26 Alex Smith	2017
26 Patrick Mahomes	2019

## Most Touchdown Passes, Consecutive Seasons

76 Patrick Mahomes (50, 26)	2018-19
59 Patrick Mahomes (26, 33)	2019-20
56 Len Dawson (26, 30)	1963-64
55 Len Dawson (29, 26)	1962-63

51 Len Dawson (30, 21)	1964-65
51 Trent Green (24, 27)	2003-04
50 Elvis Grbac (22, 28)	1999-00
50 Len Dawson (26, 24)	1966-67
50 Trent Green (26, 24)	2002-03

## Most Touchdown Passes, Rookie, Season

6 Steve Fuller	1979
3 Todd Blackledge	1983
1 Hunter Enis	1960

## Most Touchdown Passes, Game

6 Len Dawson vs. Denver	Nov. 1, 1964
6 Patrick Mahomes	2 times
Last; at L.A. Rams	Nov. 19, 2018
5 Len Dawson	2 times
Last; vs. Miami	Oct. 8, 1967
5 Elvis Grbac vs. San Diego	Sept. 17, 2000
5 Trent Green vs. Miami	Sept. 29, 2002
5 Alex Smith at Oakland	Dec. 15, 2013
5 Patrick Mahomes vs. N.Y. Jets	Nov. 1, 2020
4 Len Dawson	6 times
Last; at Baltimore	Sept. 28, 1970
4 Bill Kenney	4 times
Last; at Chicago	Nov. 1, 1987
4 Trent Green at Cleveland	Dec. 3, 2006
4 Matt Cassel	2 times
Last; at Indianapolis	Oct. 9, 2011
4 Alex Smith	2 times
Last; at New York Jets	Dec. 3, 2017
4 Patrick Mahomes	8 times
Last; vs. Carolina	Nov. 8, 2020

## Most Consecutive Games, Touchdown Passes

23 Patrick Mahomes	Oct. 6, 2019 - Dec. 13, 2020
15 Elvis Grbac	Nov. 28, 1999 - Nov. 12, 2000
14 Len Dawson	Oct. 3, 1965 - Oct. 8, 1966
14 Patrick Mahomes	Oct. 14, 2018 - Sept. 22, 2019
12 Len Dawson	Sept. 8, 1962 - Dec. 2, 1962
12 Trent Green	Nov. 28, 2001 - Oct. 20, 2002

## Most Consecutive Passes, None Intercepted

312 Alex Smith	2015
297 Alex Smith	2016-17
233 Steve DeBerg	1990
219 Patrick Mahomes	2018-19
202 Rich Gannon	1997-98
187 Patrick Mahomes	2017-18

## Most Passes Had Intercepted, Career

178 Len Dawson	1962-75
86 Bill Kenney	1979-88
85 Trent Green	2001-06
83 Mike Livingston	1968-79
50 Steve DeBerg	1988-91

## Most Attempts, No Interceptions, Game (All 40+)

53 Matt Cassel at Denver	Nov. 14, 2010
49 Patrick Mahomes at Tampa Bay	Nov. 29, 2020
47 Trent Green at Denver	Dec. 7, 2003
47 Patrick Mahomes at L.A. Chargers	Sept. 20, 2020
45 Patrick Mahomes at Denver	Oct. 1, 2018
45 Alex Smith at Cincinnati	Oct. 4, 2015
45 Bill Kenney at L.A. Raiders	Oct. 9, 1983
45 Steve DeBerg at Denver	Sept. 17, 1990
45 Trent Green at Green Bay	Oct. 12, 2003
45 Alex Smith at Denver	Nov. 17, 2013
45 Alex Smith at Pittsburgh	Dec. 21, 2014
45 Patrick Mahomes vs. Carolina	Nov. 8, 2020

44 Alex Smith at Denver	Nov. 27, 2016
44 Patrick Mahomes at Oakland	Sept. 15, 2019
43 Bill Kenney at Houston	Oct. 23, 1983
43 Rich Gannon at Denver	Dec. 6, 1998
43 Trent Green at Denver	Dec. 15, 2002
43 Trent Green at San Diego	Oct. 30, 2005
43 Matt Cassel vs. Buffalo	Dec. 13, 2009
42 Trent Green vs. Cleveland	Nov. 9, 2003
42 Trent Green at Cincinnati	Nov. 16, 2003
42 Alex Smith at Denver	Sept. 14, 2014
42 Patrick Mahomes at Detroit	Sept. 29, 2019
42 Patrick Mahomes at Baltimore	Sept. 28, 2020
42 Patrick Mahomes vs. N.Y. Jets	Nov. 1, 2020
41 Todd Blackledge vs. Houston	Nov. 11, 1984
41 Steve Bono vs. San Diego	Oct. 9, 1995
41 Rich Gannon vs. Dallas	Dec. 13, 1998
41 Tyler Thigpen at San Diego	Nov. 9, 2008
40 Steve Bono vs. New England	Oct. 15, 1995
40 Elvis Grbac vs. San Diego	Oct. 16, 1997
40 Elvis Grbac vs. Oakland	Oct. 15, 2000
40 Patrick Mahomes at Seattle	Dec. 23, 2018
40 Patrick Mahomes vs. Denver	Dec. 6, 2020

## Most Passes Had Intercepted, Season

24 Trent Green	2001
23 Cotton Davidson	1961
19 Len Dawson	1963
19 Bill Kenney	1983
17 Len Dawson	1962, '67
17 Trent Green	2004

## Most Passes Had Intercepted, Rookie, Season

14 Steve Fuller	1979
2 Hunter Enis	1960
2 Brodie Croyle	2006
1 Tyler Thigpen	2007
1 Patrick Mahomes	2017
0 Todd Blackledge	1983

## Most Interceptions, Game

6 Todd Blackledge vs. L.A. Rams	Oct. 20, 1985
5 Cotton Davidson at Houston	Oct. 16, 1960
5 Len Dawson vs. Oakland	Nov. 23, 1969
5 Mike Livingston vs. Pittsburgh	Oct. 13, 1974
5 Bill Kenney vs. San Diego	Sept. 20, 1981
5 Steve DeBerg at San Diego	Sept. 24, 1989

## Lowest Percentage, Passes Had Intercepted, Career (1,000 att)

1.35 Alex Smith (2,436-33)	2013-17
1.44 Patrick Mahomes (1,596-23)	2017-20
2.96 Matt Cassel (1,489-44)	2009-12
3.04 Elvis Grbac (1,548-47)	1997-00
3.09 Steve DeBerg (1,616-50)	1988-91
3.54 Bill Kenney (2,430-85)	1979-88

## Lowest Percentage, Passes Had Intercepted, Season (300 att)

0.90 Steve DeBerg (444-4)	1990
0.99 Alex Smith (505-5)	2017
1.01 Patrick Mahomes (497-5)	2020
1.03 Patrick Mahomes (484-5)	2019
1.29 Alex Smith (464-6)	2014
1.38 Alex Smith (508-7)	2013
1.49 Alex Smith (470-7)	2015
1.56 Matt Cassel (450-7)	2010
1.64 Alex Smith (489-8)	2016
1.69 Rich Gannon (354-6)	1998
1.83 Joe Montana (493-9)	1994

## Times Sacked

195.0 Bill Kenney	1979-88
192.0 Alex Smith	2013-17
173.0 Trent Green	2001-06
133.0 Mike Livingston	1968-79
120.0 Steve Fuller	1979-82
109.0 Matt Cassel	2009-12
90.0 Len Dawson	1962-75

## Times Sacked, Season

49.0 Steve Fuller	1980
48.0 Dave Krieg	1992
45.0 Alex Smith	2014
45.0 Alex Smith	2015
42.0 Matt Cassel	2009
41.0 Bill Kenney	1983
39.0 Trent Green	2001
39.0 Alex Smith	2013

## Times Sacked, Game

10.0 Steve Fuller vs. Baltimore	Nov. 2, 1980
8.0 Steve Fuller at Pittsburgh	Dec. 5, 1982

# Pass Receiving

## Most Seasons Leading League

1 MacArthur Lane (66 recs.)	1976
1 Tony Gonzalez (102 recs.)	2004

## Most Pass Receptions, Career

916 Tony Gonzalez	1997-08
597 Travis Kelce	2013-20
532 Dwayne Bowe	2007-14
416 Henry Marshall	1976-87
410 Otis Taylor	1965-75
391 Chris Burford	1960-67

## Most Seasons, 50 or More Pass Receptions

11 Tony Gonzalez	1998-08
7 Travis Kelce	2014-20
6 Dwayne Bowe	2007-08, 2010-13
5 Kimble Anders	1994-98
5 Eddie Kennison	2002-06
5 Tyreek Hill	2016-20
4 Chris Burford	1961, '63-64, '66
4 Otis Taylor	1966-67, '71-72
3 Carlos Carson	1983-84, '87
3 Stephone Paige	1986, '88, '90
3 Derrick Alexander	1998-00
3 Priest Holmes	2001-03

## Most Pass Receptions, Season (All 80+)

103 Travis Kelce	2018
102 Tony Gonzalez	2004
99 Tony Gonzalez	2007
97 Travis Kelce	2019
96 Tony Gonzalez	2008
93 Tony Gonzalez	2000
90 Travis Kelce	2020
87 Jeremy Maclin	2015
87 Tyreek Hill	2018
86 Dwayne Bowe	2008
85 Travis Kelce	2016
81 Dwayne Bowe	2011
80 Carlos Carson	1983

## Most Pass Receptions, Consecutive Seasons

200 Travis Kelce (103, 97)	2018-19
195 Tony Gonzalez (99, 96)	2007-08
187 Travis Kelce (97,90)	2019-20

186 Travis Kelce (83, 103)	2017-18
180 Tony Gonzalez (102, 78)	2004-05
173 Tony Gonzalez (71, 102)	2003-04
172 Tony Gonzalez (73, 99)	2006-07
169 Tony Gonzalez (76, 93)	1999-00
<b>Most Pass Receptions, Game (All 10+)</b>	
14 Tony Gonzalez at San Diego	Jan. 2, 2005
13 Dwayne Bowe at Denver	Nov. 14, 2010
13 Dwayne Bowe at Seattle	Nov. 28, 2010
13 Tyreek Hill at Tampa Bay	Nov. 29, 2020
12 Ed Podolak vs. Denver	Oct. 7, 1973
12 Travis Kelce at Oakland	Dec. 2, 2018
11 Chris Burford at Buffalo	Sept. 22, 1963
11 Emile Harry at Cleveland	Nov. 24, 1991
11 Kimble Anders vs. N.Y. Giants	Sept. 10, 1995
11 Tony Gonzalez at New England	Dec. 4, 2000
11 Dante Hall at Denver	Dec. 7, 2003
11 Tony Gonzalez vs. Oakland	Dec. 25, 2004
11 Jeremy Maclin at Cincinnati	Oct. 4, 2015
11 Travis Kelce vs. Denver	Dec. 25, 2016
11 Tyreek Hill at Tennessee	Nov. 10, 2019
11 Travis Kelce vs. Denver	Dec. 15, 2019
11 Tyreek Hill at Las Vegas	Nov. 22, 2020
10 Chris Burford at Boston	Oct. 12, 1962
10 Chris Buford vs. Buffalo	Oct. 13, 1963
10 Frank Jackson at N.Y. Jets	Nov. 29, 1964
10 Chris Burford at Boston	Sept. 25, 1966
10 Otis Taylor vs. Cincinnati	Oct. 15, 1972
10 Ed Podolak at Houston	Sept. 29, 1974
10 Stephone Paige at Denver	Sept. 17, 1990
10 J.J. Birden at Miami	Dec. 12, 1994
10 Kimble Anders vs. Denver	Nov. 16, 1998
10 Tony Gonzalez at Denver	Sept. 24, 2000
10 Tony Gonzalez vs. Carolina	Dec. 10, 2000
10 Tony Gonzalez vs. Cincinnati	Sept. 10, 2006
10 Tony Gonzalez vs. Green Bay	Nov. 4, 2007
10 Tony Gonzalez vs. San Diego	Dec. 2, 2007
10 Tony Gonzalez at Detroit	Dec. 23, 2007
10 Tony Gonzalez at San Diego	Nov. 9, 2008
10 Tony Gonzalez vs. Buffalo	Nov. 23, 2008
10 Dwayne Bowe at Cincinnati	Dec. 28, 2008
10 Tyreek Hill at Carolina	Nov. 13, 2016
10 Albert Wilson at Denver	Dec. 31, 2017
10 Tyreek Hill at L.A. Rams	Nov. 19, 2018
10 Travis Kelce at L.A. Rams	Nov. 19, 2018
10 Travis Kelce vs. Carolina	Nov. 8, 2020
<b>Most Pass Receptions, Half</b>	
11 T. Gonzalez (2nd) at San Diego	Jan. 2, 2005
10 E. Harry (2nd) at Cleveland	Nov. 24, 1991
9 C. Burford (2nd) vs. Buffalo	Oct. 13, 1963
9 K. Anders (2nd) vs. N.Y. Giants	Sept. 10, 1995
9 T. Gonzalez (1st) vs. Oakland	Dec. 25, 2004
<b>Most Consecutive Games, Pass Receptions</b>	
131 Tony Gonzalez	Dec. 4, 2000 - Dec. 28, 2008
108 Travis Kelce	Sept. 7, 2014 - Dec. 13, 2020
83 Stephone Paige	Nov. 17, 1985 - Sept. 29, 1991
55 Eddie Kennison	Dec. 9, 2001 - Oct. 2, 2005
48 Priest Holmes	Sept. 9, 2001 - Sept. 19, 2004
<b>Most Receptions, Running Back, Career</b>	
369 Kimble Anders	1991-00
288 Ed Podolak	1969-77
285 Jamaal Charles	2008-16
251 Priest Holmes	2001-07

197 Abner Haynes	1960-64
<b>Most Receptions, Running Back, Season</b>	
74 Priest Holmes	2003
70 Priest Holmes	2002
70 Jamaal Charles	2013
67 Kimble Anders	1994
66 MacArthur Lane	1976
<b>Most Receptions, Tight End, Career</b>	
916 Tony Gonzalez	1997-08
597 Travis Kelce	2013-20
198 Fred Arbanas	1962-70
163 Walter White	1975-79
135 Jonathan Hayes	1985-93
111 Keith Cash	1992-96
<b>Most Pass Receptions, Tight End, Season</b>	
103 Travis Kelce	2018
102 Tony Gonzalez	2004
99 Tony Gonzalez	2007
97 Travis Kelce	2019
96 Tony Gonzalez	2008
93 Tony Gonzalez	2000
90 Travis Kelce	2020
85 Travis Kelce	2016
<b>Most Pass Receptions, Rookie, Season</b>	
70 Dwayne Bowe	2007
61 Tyreek Hill	2016
55 Abner Haynes (RB)	1960
53 Kareem Hunt (RB)	2017
48 Sylvester Morris	2000
<b>Most Receiving Yards, Career (All 6,000+)</b>	
10,940 Tony Gonzalez	1997-08
7,715 Travis Kelce	2013-20
7,306 Otis Taylor	1965-75
7,155 Dwayne Bowe	2007-14
6,545 Henry Marshall	1976-87
6,360 Carlos Carson	1980-89
6,341 Stephone Paige	1983-91
<b>Most Seasons, 1,000 or More Receiving Yards</b>	
5 Travis Kelce	2016-20
4 Tony Gonzalez	2000, 2004, 2007-08
3 Carlos Carson	1983-84, '87
3 Dwayne Bowe	2008, 2010-11
3 Tyreek Hill	2017-18, '20
2 Otis Taylor	1966, '71
2 Eddie Kennison	2004-05
1 Stephone Paige	1990
1 Andre Rison	1997
1 Derrick Alexander	2000
1 Jeremy Maclin	2015
<b>Most Receiving Yards, Season (All 1,000+)</b>	
1,479 Tyreek Hill	2018
1,391 Derrick Alexander	2000
1,351 Carlos Carson	1983
1,336 Travis Kelce	2018
1,297 Otis Taylor	1966
1,258 Tony Gonzalez	2004
1,250 Travis Kelce	2020
1,229 Travis Kelce	2019
1,203 Tony Gonzalez	2000
1,183 Tyreek Hill	2017
1,172 Tony Gonzalez	2007
1,162 Dwayne Bowe	2010
1,159 Dwayne Bowe	2011
1,158 Tyreek Hill	2020

# REGULAR INDIVIDUAL

1,125	Travis Kelce	2016
1,110	Otis Taylor	1971
1,102	Eddie Kennison	2005
1,092	Andre Rison	1997
1,086	Eddie Kennison	2004
1,078	Carlos Carson	1984
1,058	Tony Gonzalez	2008
1,044	Carlos Carson	1987
1,038	Travis Kelce	2017
1,034	Jeremy Maclin	2015
1,022	Dwayne Bowe	2008
1,021	Stephone Paige	1990

## Most Receiving Yards, Consecutive Seasons

2,662	Tyreek Hill (1,183, 1,479)	2017-18
2,565	Travis Kelce (1,336, 1,229)	2018-19
2,479	Travis Kelce (1,229, 1,250)	2019-20
2,429	Carlos Carson (1,351, 1,078)	1983-84
2,374	Travis Kelce (1,038, 1,336)	2017-18
2,336	Tyreek Hill (1,479, 860)	2018-19
2,321	Dwayne Bowe (1,162, 1,159)	2010-11
2,255	Otis Taylor (1,297, 958)	1966-67
2,230	Tony Gonzalez (1,172, 1,058)	2007-08
2,223	Derrick Alexander (832, 1,391)	1999-00
2,188	Eddie Kennison (1,086, 1,102)	2004-05

## Most Receiving Yards, Game

309	Stephone Paige vs. San Diego	Dec. 22, 1985	(8 Receptions)
269	Tyreek Hill at Tampa Bay	Nov. 29, 2020	(13 Receptions)
215	Tyreek Hill at L.A. Rams	Nov. 19, 2018	(10 Receptions)
213	Curtis McClinton vs. Denver	Dec. 19, 1965	(5 Receptions)
210	Larry Brunson vs. San Diego	Nov. 10, 1974	(9 Receptions)
206	Stephone Paige at Denver	Sept. 17, 1990	(10 Receptions)
198	Sammy Watkins at Jacksonville	Sept. 8, 2019	(9 Receptions)
197	Carlos Carson at San Diego	Oct. 25, 1987	(9 Receptions)

## Most Games, 100 or More Receiving Yards, Career

26	Tony Gonzalez	1997-08
25	Travis Kelce	2013-20
20	Otis Taylor	1965-75
18	Carlos Carson	1980-88
17	Eddie Kennison	2001-07
15	Dwayne Bowe	2007-14
15	Tyreek Hill	2016-20

## Most Games, 100 or More Receiving Yards, Season

6	Otis Taylor	1966
6	Carlos Carson	1983
6	Derrick Alexander	2000
6	Tony Gonzalez	2000
6	Tony Gonzalez	2004
6	Travis Kelce	2016
6	Tyreek Hill	2018
6	Travis Kelce	2020
5	Eddie Kennison	2004
5	Eddie Kennison	2005
5	Tony Gonzalez	2007
5	Dwayne Bowe	2010
5	Travis Kelce	2018

## Most Consecutive Games, 100 or More Receiving Yards, Season

4	Tony Gonzalez	2000
4	Travis Kelce	2016
3	Frank Jackson	1964
3	Otis Taylor	1966
3	Willie Davis	1992
3	Dwayne Bowe	2010
3	Travis Kelce	2020
3	Tyreek Hill	2020

## Longest Pass Receptions (All TDs)

*99	Marc Boerigter vs. San Diego	(from Trent Green)	Dec. 22, 2002
92	Tommy Brooker at Denver	(from Len Dawson)	Nov. 18, 1962
92	Gloster Richardson at Oakland	(from Len Dawson)	Nov. 3, 1968
90	Frank Pitts vs. Boston	(from Len Dawson)	Nov. 17, 1968
90	J.J. Birden vs. San Diego	(from Steve DeBerg)	Nov. 18, 1990
89	Otis Taylor vs. Miami	(from Len Dawson)	Nov. 13, 1966
89	Demarcus Robinson vs. Oakland	(from Patrick Mahomes)	Dec. 30, 2018
86	Stephone Paige vs. New England	(from Steve DeBerg)	Dec. 2, 1990
86	Derrick Alexander at Chicago	(from Elvis Grbac)	Sept. 12, 1999

## \*NFL RECORD

## Most Receiving Yards, Running Back, Career

2,829	Kimble Anders	1991-00
2,739	Abner Haynes	1960-65
2,457	Jamaal Charles	2008-16
2,456	Ed Podolak	1969-77
2,377	Priest Holmes	2001-07

## Most Receiving Yards, Running Back, Season

693	Jamaal Charles	2013
690	Priest Holmes	2003
672	Priest Holmes	2002
614	Priest Holmes	2001
590	Curtis McClinton	1965

## Most Receiving Yards, Running Back, Game

213	Curtis McClinton vs. Denver	Dec. 19, 1965
195	Jamaal Charles at Oakland	Dec. 15, 2013
149	Abner Haynes vs. San Diego	Oct. 20, 1963
130	Johnny Robinson vs. Buffalo	Dec. 18, 1960
129	Spencer Ware vs. San Diego	Sept. 11, 2016
127	Abner Haynes at N.Y. Titans	Dec. 3, 1961

## Most Games, 100 or More Receiving Yards, RB, Career

5	Abner Haynes	1960-65
5	Priest Holmes	2001-07
3	Johnny Robinson	1960-71
3	Paul Palmer	1987-88
2	Curtis McClinton	1962-69
2	Larry Johnson	2003-09
2	Jamaal Charles	2008-16

## Most Games, 100 or More Receiving Yards, RB, Season

3	Paul Palmer	1988
2	Johnny Robinson	1960
2	Abner Haynes	1964
2	Priest Holmes	2001

## Most Receiving Yards, Tight End, Career (All 1,000+)



10,940 Tony Gonzalez	1997-08
7,715 Travis Kelce	2013-20
3,101 Fred Arbanas	1962-70
2,396 Walter White	1975-79
1,541 Jonathan Hayes	1985-93
1,046 Keith Cash	1992-96
1,009 Tony Moeaki	2010-12
<b>Most Receiving Yards, Tight End, Season</b>	
1,336 Travis Kelce	2018
1,258 Tony Gonzalez	2004
1,250 Travis Kelce	2020
1,229 Travis Kelce	2019
1,203 Tony Gonzalez	2000
1,172 Tony Gonzalez	2007
1,125 Travis Kelce	2016
1,058 Tony Gonzalez	2008
<b>Most Receiving Yards, Tight End, Game</b>	
168 Travis Kelce at Oakland	Dec. 2, 2018
160 Travis Kelce vs. Denver	Dec. 25, 2016
159 Travis Kelce vs. Carolina	Nov. 8, 2020
147 Tony Gonzalez at New England	Dec. 4, 2000
144 Tony Gonzalez at San Diego	Jan. 2, 2005
140 Tony Gonzalez vs. Miami	Sept. 29, 2002
140 Tony Gonzalez vs. San Diego	Dec. 2, 2007
140 Travis Kelce at Atlanta	Dec. 4, 2016
<b>Most Receiving Yards, Rookie, Season</b>	
995 Dwayne Bowe	2007
789 Chris Burford	1960
678 Sylvester Morris	2000
611 Johnny Robinson (RB)	1960
593 Tyreek Hill	2016
576 Abner Haynes (RB)	1960
<b>Highest Receiving Average, Career (200 receptions)</b>	
18.12 Carlos Carson (351-6,360)	1980-89
17.82 Otis Taylor (410-7,306)	1965-75
17.30 Derrick Alexander (213-3,685)	1998-01
16.82 Stephone Paige (377-6,341)	1983-91
16.29 Eddie Kennison (321-5,230)	2001-07
<b>Highest Receiving Average, Season (24 receptions)</b>	
22.36 Otis Taylor (58-1,297)	1966
21.93 Stephone Paige (43-943)	1985
21.83 Frank Pitts (30-655)	1968
<b>Highest Receiving Average, Game (3 receptions)</b>	
42.60 C. McClinton vs. Denver (5-213)	Dec. 19, 1965
40.00 J. Robinson vs. N.Y. Titans (3-120)	Oct. 2, 1960
39.67 Otis Taylor at Denver (3-119)	Dec. 14, 1968
<b>Most Receiving Touchdowns, Career</b>	
76 Tony Gonzalez	1997-08
57 Otis Taylor	1965-75
55 Chris Burford	1960-67
49 Stephone Paige	1983-91
46 Tyreek Hill	2016-20
46 Travis Kelce	2013-20
44 Dwayne Bowe	2007-14
<b>Most Receiving Touchdowns, Season</b>	
15 Dwayne Bowe	2010
14 Tyreek Hill	2020
12 Chris Burford	1962
12 Tyreek Hill	2018
11 Otis Taylor	1967
11 Stephone Paige	1986
11 Tony Gonzalez	1999
10 Stephone Paige	1985
10 Derrick Alexander	2000

10 Tony Gonzalez	2003
10 Tony Gonzalez	2008
10 Travis Kelce	2018
<b>Most Receiving Touchdowns, Consecutive Seasons</b>	
21 Chris Burford (12, 9)	1962-63
21 Stephone Paige (10, 11)	1985-86
21 Tyreek Hill (7, 14)	2019-20
20 Tony Gonzalez (11, 9)	1999-00
20 Dwayne Bowe (15, 5)	2010-11
19 Otis Taylor (8, 11)	1966-67
19 Dwayne Bowe (4, 15)	2009-10
19 Tyreek Hill (7, 12)	2017-18
19 Tyreek Hill (12, 7)	2018-19
<b>Most Receiving Touchdowns, Rookie, Season</b>	
6 Fred Arbanas	1962
6 Stephone Paige	1983
6 Tyreek Hill	2016
6 Mecole Hardman	2019
5 Chris Burford	1960
5 Otis Taylor	1965
5 Bill Jones	1990
5 Tim Barnett	1991
5 Dwayne Bowe	2007
<b>Most Receiving Touchdowns, Game</b>	
4 Frank Jackson at San Diego	Dec. 13, 1964
4 Jamaal Charles at Oakland	Dec. 15, 2013
3 Chris Burford at Oakland	Sept. 23, 1962
3 Chris Burford at Boston	Sept. 25, 1966
3 Otis Taylor at Denver	Dec. 17, 1967
3 Otis Taylor at N.Y. Jets	Nov. 16, 1969
3 Sylvester Morris vs. San Diego	Sept. 17, 2000
3 Tony Gonzalez vs. Miami	Sept. 29, 2002
3 Dwayne Bowe at Seattle	Nov. 28, 2010
3 Tyreek Hill at New England	Oct. 14, 2018
3 Sammy Watkins at Jacksonville	Sept. 8, 2019
3 Tyreek Hill at Tampa Bay	Nov. 29, 2020
<b>Most Consecutive Games, Touchdown Receptions</b>	
7 Dwayne Bowe	Oct. 17, 2010 - Nov. 28, 2010
5 Chris Burford	Sept. 8, 1962 - Oct. 12, 1962
5 Otis Taylor	Oct. 23, 1966 - Nov. 20, 1966
5 Tyreek Hill	Oct. 25, 2020 - Nov. 29, 2020
4 Curtis McClinton	Sept. 11, 1966 - Oct. 2, 1966
4 Willie Frazier	Sept. 17, 1972 - Oct. 8, 1972
4 Otis Taylor	Sept. 25, 1972 - Oct. 15, 1972
4 Tony Gonzalez	Sept. 24, 2000 - Oct. 22, 2000
4 Tony Gonzalez	Dec. 7, 2008 - Dec. 28, 2008
4 Tyreek Hill	Sept. 10, 2020 - Oct. 5, 2020
<b>Highest TD Catch Percentage, Season (20 recs.)</b>	
40.0 Marc Boerigter (20 recs., 8 TDs)	2002
33.3 Chris Burford (45 recs., 12 TDs)	1962
27.3 Gloster Richardson (22 recs., 6 TDs)	1968
25.0 Fred Arbanas (20 recs., 5 TDs)	1967
23.5 Fred Arbanas (34 recs., 8 TDs)	1964
23.1 Mecole Hardman (25 recs., 6 TDs)	2019
<b>Most 20+ Yard Receptions, Career</b>	
130 Tony Gonzalez	1997-08
110 Travis Kelce	2013-20
101 Dwayne Bowe	2007-14
85 Tyreek Hill	2016-20
81 Eddie Kennison	2001-07
64 Derrick Alexander	1998-01
53 Willie Davis	1991-95
<b>Most 20+ Yard Receptions, Season</b>	
27 Tyreek Hill	2018

24 Derrick Alexander	2000
21 Travis Kelce	2020
20 Derrick Alexander	1998
19 Tony Gonzalez	2004
19 Dwayne Bowe	2010
19 Dwayne Bowe	2011
19 Travis Kelce	2017
18 Eddie Kennison	2004
18 Travis Kelce	2018
18 Tyreek Hill	2020

## Most 20+ Yard Receptions, Game

6 Tyreek Hill at Tampa Bay	Nov. 29, 2020
5 Derrick Alexander at San Diego	Nov. 22, 1998
5 Tyreek Hill at Los Angeles Chargers	Sept. 9, 2018
5 Tyreek Hill at Los Angeles Rams	Nov. 19, 2018
4 Derrick Alexander vs. St. Louis	Oct. 22, 2000
4 Eddie Kennison vs. Jacksonville	Dec. 31, 2006
4 Dwayne Bowe at Denver	Nov. 14, 2010
4 Travis Kelce at Oakland	Dec. 2, 2018
4 Sammy Watkins at Jacksonville	Sept. 8, 2019
4 Demarcus Robinson at Oakland	Sept. 15, 2019
3 44 times; Last, Travis Kelce vs. Denver	Dec. 6, 2020

## Total Yards From Scrimmage

### Most Attempts From Scrimmage, Career

1,617 Jamaal Charles (1,332 rush, 285 rec.)	2008-16
1,572 Priest Holmes (1,321 rush, 251 rec.)	2001-07
1,526 Larry Johnson (1,375 rush, 151 rec.)	2003-09
1,445 Ed Podolak (1,157 rush, 288 rec.)	1969-77
1,288 Christian Okoye (1,246 rush, 42 rec.)	1987-92
1,073 Marcus Allen (932 rush, 141 rec.)	1993-97

### Most Attempts From Scrimmage, Season

457 Larry Johnson (416 rush, 41 rec.)	2006
394 Priest Holmes (320 rush, 74 rec.)	2003
389 Priest Holmes (327 rush, 62 rec.)	2001
383 Priest Holmes (313 rush, 70 rec.)	2002
372 Christian Okoye (370 rush, 2 rec.)	1989

### Most Attempts From Scrimmage, Game

41 (39 rush, 2 rec.) L. Johnson vs. Seattle	Oct. 29, 2006
39 (33 rush, 6 rec.) J. Charles at New Orleans	Sept. 23, 2012
38 (38 rush, 0 rec.) C. Okoye at Green Bay	Dec. 10, 1989
38 (33 rush, 5 rec.) L. Johnson vs. JAX	Dec. 31, 2006
37 (37 rush, 0 rec.) C. Okoye vs. Seattle	Nov. 5, 1989
37 (36 rush, 1 rec.) L. Johnson at Houston	Nov. 20, 2005

### Most Yards From Scrimmage, Career

10,954 Tony Gonzalez (14 rush, 10,940 rec.)	1997-08
9,717 Jamaal Charles (7,260 rush, 2,457 rec.)	2008-16
8,447 Priest Holmes (6,070 rush, 2,377 rec.)	2001-07
7,721 Travis Kelce (6 rush, 7,715 rec.)	2013-20
7,467 Otis Taylor (161 rush, 7,306 rec.)	1965-75
7,384 Larry Johnson (6,015 rush, 1,369 rec.)	2003-09

### Most Yards From Scrimmage, Season

2,287 Priest Holmes (1,615 rush, 672 rec.)	2002
2,199 Larry Johnson (1,789 rush, 410 rec.)	2006
2,169 Priest Holmes (1,555 rush, 614 rec.)	2001
2,110 Priest Holmes (1,420 rush, 690 rec.)	2003
2,093 Larry Johnson (1,750 rush, 343 rec.)	2005

### Most Yards From Scrimmage, Game

309 Stephone Paige vs. San Diego (0 rush, 309 rec.)	Dec. 22, 1985
---	---------------

307 Priest Holmes at Seattle (197 rush, 110 Nov. 24, 2002 rec.)

288 Jamaal Charles at New Orleans (233 Sept. 23, rush, 55 rec.) 2012

277 Priest Holmes at Oakland (168 rush, Dec. 9, 2001 109 rec.)

269 Tyreek Hill at Tampa Bay (0 rush, 269 Nov. 29, 2020 rec.)

262 Jamaal Charles at Denver (259 rush, 3 Jan. 3, 2009 rec.)

## Yards Per Touch Average, RB, Career (350 touches)

6.60 Abner Haynes (993-6,553)	1960-64
6.57 Jamaal Charles (1,668-10,963)	2008-16
5.89 Kimble Anders (864-5,890)	1991-00
5.53 Curtis McClinton (916-5,069)	1962-69
5.48 Tony Reed (651-3,566)	1977-80

## Yards Per Touch Average, RB, Season (200 touches)

7.0 Jamaal Charles (275-1,935)	2010
6.9 Abner Haynes (211-1,451)	1960
6.6 Abner Haynes (213-1,399)	1961
6.2 Abner Haynes (260-1,622)	1962
6.2 Jamaal Charles (230-1,417)	2009

## Combined Yardage

### Most Combined Attempts, Career (All 1,000+)

1,668 Jamaal Charles	2008-16
1,572 Priest Holmes	2001-07
1,569 Ed Podolak	1969-77
1,526 Larry Johnson	2003-09
1,289 Christian Okoye	1987-92
1,114 Abner Haynes	1960-65

### Most Combined Attempts, Season (All 300+)

457 Larry Johnson	2006
394 Priest Holmes	2003
389 Priest Holmes	2001
383 Priest Holmes	2002
372 Christian Okoye	1989
329 Jamaal Charles	2013
325 Kareem Hunt	2017
320 Jamaal Charles	2012

### Most Combined Attempts, Game

41 Larry Johnson vs. Seattle	Oct. 29, 2006
39 Jamaal Charles at New Orleans	Sept. 23, 2012
38 Christian Okoye at Green Bay	Dec. 10, 1989
38 Larry Johnson vs. Jacksonville	Dec. 31, 2006
37 Christian Okoye vs. Seattle	Nov. 5, 1989
37 L. Johnson at Houston	Nov. 20, 2005
36 Abner Haynes at Denver	Oct. 30, 1960
36 Derrick Blaylock at New Orleans	Nov. 14, 2004
36 L. Johnson vs. New England	Nov. 27, 2005
36 L. Johnson vs. San Diego	Dec. 24, 2005

### Most Combined Yards, Career (All 7,500+)

12,356 Dante Hall	2000-06
10,963 Tony Gonzalez	1997-08
10,963 Jamaal Charles	2008-16
8,447 Abner Haynes	1960-65
8,447 Priest Holmes	2001-07
8,343 Ed Podolak	1969-77
7,677 Carlos Carson	1980-89

### Most Combined Yards, Season

2,446 Dante Hall	2003
2,342 Jamaal Charles	2009

# REGULAR INDIVIDUAL

2,287 Priest Holmes	2002
2,236 Dante Hall	2004
2,283 Dante Hall	2005
<b>Most Combined Yards, Game</b>	
309 Stephone Paige vs. San Diego	Dec. 22, 1985
307 Priest Holmes at Seattle	Nov. 24, 2002
296 Dante Hall at Denver	Dec. 7, 2003
290 Noland Smith at San Diego	Oct. 15, 1967
288 Jamaal Charles at New Orleans	Sept. 23, 2012

## Punting

### Most Seasons Leading League

*4 Jerrel Wilson	1965, '68, '72-73
*NFL RECORD	
1 Bob Grupp	1979
1 Jim Arnold	1984

### Most Punts, Career

1,124 Dustin Colquitt	2005-19
1,018 Jerrel Wilson	1963-77
421 Louie Aguiar	1994-98
284 Jim Arnold	1983-85
272 Bryan Barker	1990-93

### Most Punts, Season

101 Daniel Pope	1999
99 Lewis Colbert	1986
98 Jim Arnold	1984
96 Dustin Colquitt	2009
95 Dustin Colquitt	2007

### Most Punts, Game

11 Bob Grupp vs. Baltimore	Sept. 2, 1979
11 Jim Arnold at San Francisco	Nov. 17, 1985
11 Kelly Goodburn vs. Cleveland	Nov. 19, 1989
11 Louie Aguiar vs. San Diego	Nov. 13, 1994
11 Dustin Colquitt at Chicago	Dec. 4, 2011
10 Jerrel Wilson at N.Y. Jets	Sept. 18, 1965
10 Jerrel Wilson vs. Denver	Oct. 6, 1974
10 Kelly Goodburn at N.Y. Jets	Oct. 2, 1988
10 Todd Sauerbrun at San Diego	Nov. 26, 2000
10 Dustin Colquitt at N.Y. Jets	Dec. 30, 2007
10 Dustin Colquitt at Jacksonville	Sept. 8, 2013

### Longest Punt (All 70+)

81 Dustin Colquitt vs. San Diego	Dec. 2, 2007
77 Dustin Colquitt at Denver	Dec. 31, 2017
76 Dan Stryzinski vs. Oakland	Sept. 9, 2001
74 Bob Grupp vs. San Diego	Nov. 4, 1979
73 Dustin Colquitt vs. Oakland	Sept. 14, 2008
72 Jerrel Wilson at San Diego	Sept. 29, 1963
72 Dustin Colquitt at Oakland	Dec. 23, 2006
72 Dustin Colquitt at St. Louis	Dec. 19, 2010
71 Dustin Colquitt at Oakland	Dec. 16, 2012
70 Jerrel Wilson at Denver	Oct. 11, 1964
70 Jerrel Wilson vs. Buffalo	Oct. 18, 1964
70 Jerrel Wilson vs. Houston	Nov. 28, 1968
70 Dustin Colquitt at Jacksonville	Nov. 8, 2009

### Most Punting Yards, Career

50,393 Dustin Colquitt	2005-19
44,218 Jerrel Wilson	1963-77
17,930 Louie Aguiar	1994-98
11,934 Jim Arnold	1983-85
11,267 Bryan Barker	1990-93

### Most Punting Yards, Season

4,397 Jim Arnold	1984
4,361 Dustin Colquitt	2009

4,322 Dustin Colquitt	2007
4,218 Daniel Pope	1999
4,084 Dustin Colquitt	2011

### Highest Punting Average, Career (200 punts)

44.83 Dustin Colquitt (1,124-50,393)	2005-19
43.44 Jerrel Wilson (1,018-44,218)	1963-77
42.59 Louie Aguiar (421-17,930)	1994-98
42.02 Jim Arnold (284-11,934)	1983-85

### Highest Punting Average, Season (50 punts)

46.83 Dustin Colquitt (83-3,887)	2012
46.03 Dustin Colquitt (87-4,005)	2013
45.89 Dustin Colquitt (89-4,084)	2011
45.70 Dustin Colquitt (65-2,971)	2015
45.53 Jerrel Wilson (80-3,642)	1973
45.49 Dustin Colquitt (95-4,322)	2007

### Highest Punting Average, Game (4 punts)

60.75 Tommy Townsend vs. New England (4-243)	Oct. 5, 2020
57.20 Dustin Colquitt vs. San Diego (5-286)	Oct. 31, 2011
56.40 Jerrel Wilson vs. Boston (5-282)	Oct. 11, 1970
55.60 Louie Aguiar at Arizona (5-278)	Oct. 1, 1995
54.75 Jerrel Wilson vs. Boston (4-219)	Oct. 3, 1965

### Highest Net Punting Average, Career (200 Punts)

39.74 Dustin Colquitt	2005-19
35.48 Louie Aguiar	1994-98
35.42 Jerrel Wilson	1963-77
35.13 Bob Grupp	1979-81
34.82 Bryan Barker	1990-93

### Highest Net Punting Average, Season (50 Punts)

41.11 Dustin Colquitt	2017
40.84 Dustin Colquitt	2015
40.78 Dustin Colquitt	2009
40.78 Dustin Colquitt	2012
40.66 Dustin Colquitt	2016

### Highest Net Punting Average, Game (4 Punts)

52.50 Dustin Colquitt vs. Denver	Sept. 15, 2015
52.20 Dustin Colquitt at L.A. Chargers	Sept. 9, 2018
52.00 Dustin Colquitt at Indianapolis	Oct. 10, 2010
51.86 Dustin Colquitt at Oakland	Dec. 16, 2012
51.25 Dustin Colquitt vs. San Diego	Sept. 30, 2012
48.80 Dustin Colquitt at Miami	Sept. 21, 2014

### Most Consecutive Punts, None Blocked

458 Dustin Colquitt	2013-19
377 Louie Aguiar	1994-98
256 Jerrel Wilson	1968-71
233 Jim Arnold	1983-85

### Punts Had Blocked, Career

12 Jerrel Wilson	1963-77
5 Dustin Colquitt	2005-19
2 Bob Grupp	1979-81
2 Jim Arnold	1983-85
2 Bryan Barker	1990-93
2 Daniel Pope	1999

### Punts Had Blocked, Season

2 Jerrel Wilson	1974
2 Jim Arnold	1985
2 Daniel Pope	1999

### Punts Had Blocked, Game

2 Jim Arnold vs. Denver	Oct. 27, 1985
-------------------------	---------------

### Most Punts Inside the 20, Career

462 Dustin Colquitt	2005-19
117 Louie Aguiar	1994-98
62 Bryan Barker	1990-93
58 Jim Arnold	1983-85
54 Kelly Goodburn	1987-90

# REGULAR INDIVIDUAL

## Most Punts Inside the 20, Season

45	Dustin Colquitt	2012
41	Dustin Colquitt	2009
38	Dustin Colquitt	2016
37	Dustin Colquitt	2015
35	Dustin Colquitt	2013

## Punt Returns

### Most Punt Returns, Career

220	J.T. Smith	1979-84
188	Dante Hall	2000-06
181	Tamarick Vanover	1995-99
105	Javier Arenas	2010-12
86	Ed Podolak	1969-77
86	Tyreek Hill	2016-20

### Most Punt Returns, Season

58	J.T. Smith	1979
58	Dexter McCluster	2013
51	Tamarick Vanover	1995
51	Tamarick Vanover	1999
50	J.T. Smith	1981

### Most Punt Returns, Game

8	Ed Podolak vs. San Diego	Nov. 10, 1974
8	De'Anthony Thomas vs. Oakland	Dec. 14, 2014
7	J.T. Smith vs. Baltimore	Sept. 2, 1979
7	J.T. Smith vs. N.Y. Giants	Oct. 21, 1979
7	Tamarick Vanover vs. Detroit	Sept. 26, 1999
7	Tamarick Vanover at Denver	Dec. 5, 1999
7	Eddie Drummond at Oakland	Oct. 21, 2007
7	Dexter McCluster at Jacksonville	Sept. 8, 2013
7	Dexter McCluster at Washington	Dec. 8, 2013

### Most Seasons Leading League

2	J.T. Smith	1979-80
---	------------	---------

### Most Punt Return Yards, Career

2,322	J.T. Smith	1979-84
1,930	Tamarick Vanover	1995-99
1,882	Dante Hall	2000-06
1,029	Javier Arenas	2010-12
1,009	Tyreek Hill	2016-20
959	Dexter McCluster	2010-13

### Most Punt Return Yards, Season

686	Dexter McCluster	2013
640	Tamarick Vanover	1999
612	J.T. Smith	1979
592	Tyreek Hill	2016
581	J.T. Smith	1980

### Most Punt Return Yards, Game

177	Dexter McCluster at Washington	Dec. 8, 2013
156	De'Anthony Thomas vs. Oakland	Dec. 14, 2014
141	J.T. Smith vs. Oakland	Sept. 23, 1979
130	Tamarick Vanover vs. New Orleans	Dec. 21, 1997
128	Dante Hall vs. Arizona	Dec. 1, 2002

### Longest Punt Return (All TDs)

95	Tyreek Hill at San Diego	Jan. 1, 2017
94	Dexter McCluster vs. San Diego	Sept. 13, 2010
93	Dante Hall vs. Denver	Oct. 5, 2003
91	Tyreek Hill at L.A. Chargers	Sept. 9, 2018
90	Dante Hall vs. Arizona	Dec. 1, 2002
89	Dexter McCluster vs. N.Y. Giants	Sept. 29, 2013

### Most Seasons Leading League

1	Abner Haynes	1960
1	Noland Smith	1968
1	Ed Podolak	1970
1	J.T. Smith	1980

1	Dante Hall	2003
1	Tyreek Hill	2016

### Highest Punt Return Average, Career (50 returns)

12.14	Dexter McCluster (79-959)	2010-13
11.73	Tyreek Hill (86-1,009)	2016-20
11.11	Noland Smith (53-589)	1967-69
10.87	Abner Haynes (54-587)	1960-64
10.66	Tamarick Vanover (181-1,930)	1995-99
10.60	J.T. Smith (216-2,289)	1978-84

### Highest Punt Return Average, Season (12 returns)

16.28	Dante Hall (29-472)	2003
15.54	Dexter McCluster (13-202)	2010
15.36	Abner Haynes (14-215)	1960
15.18	Tyreek Hill (39-592)	2016
15.00	Noland Smith (18-270)	1968

### Highest Punt Return Average, Game (3 returns)

35.00	D. Hall vs. Denver (3-105)	Oct. 5, 2003
33.33	D. McCluster vs. San Diego (3-100)	Sept. 13, 2010
28.67	M. Garrett at Buffalo (3-86)	Sept. 11, 1966
28.67	N. Smith vs. N.Y. Jets (3-86)	Sept. 15, 1968
28.25	D. McCluster vs. N.Y. Giants (4-113)	Sept. 29, 2013

### Most Punt Return Touchdowns, Career

5	Dante Hall	2000-06
4	J.T. Smith	1979-84
4	Tamarick Vanover	1995-99
4	Tyreek Hill	2016-20

### Most Punt Return Touchdowns, Season

2	J.T. Smith	1979
2	J.T. Smith	1980
2	Dale Carter	1992
2	Tamarick Vanover	1999
2	Dante Hall	2002
2	Dante Hall	2003
2	Dexter McCluster	2013
2	Tyreek Hill	2016

### Most Punt Return Touchdowns, Game

1	29 times	
	Last; Mecole Hardman at Miami	Dec. 13, 2020

## Kickoff Returns

### Most Kickoff Returns, Career

360	Dante Hall	2000-06
212	Tamarick Vanover	1995-99
84	Dave Grayson	1961-64
72	Knile Davis	2013-16
68	Noland Smith	1967-69

### Most Kickoff Returns, Season

68	Dante Hall	2004
65	Dante Hall	2005
57	Dante Hall	2002
57	Dante Hall	2003
53	Dante Hall	2006

### Most Kickoff Returns, Game

9	Noland Smith vs. Oakland	Nov. 23, 1967
9	Paul Palmer at Seattle	Sept. 20, 1987

### Most Kickoff Return Yards, Career

8,644	Dante Hall	2000-06
5,099	Tamarick Vanover	1995-99
2,231	Dave Grayson	1961-64
1,942	Knile Davis	2013-16
1,822	Noland Smith	1967-69
1,326	Abner Haynes	1960-64

### Most Kickoff Return Yards, Season

1,718	Dante Hall	2004
-------	------------	------



# REGULAR INDIVIDUAL

1,560 Dante Hall	2005
1,478 Dante Hall	2003
1,354 Dante Hall	2002
1,308 Tamarick Vanover	1997

## Most Kickoff Return Yards, Game (All 200+)

251 Jon Vaughn at Miami	Dec. 12, 1994
244 Noland Smith at San Diego	Oct. 15, 1967
234 Dante Hall vs. Philadelphia	Oct. 2, 2005
233 Dante Hall vs. San Diego	Nov. 28, 2004
221 Paul Palmer at Seattle	Sept. 20, 1987
206 Noland Smith vs. Oakland	Nov. 23, 1967

## Longest Kickoff Return (All TDs)

108 Knile Davis vs. Denver	Dec. 1, 2013
106 Noland Smith at Denver	Dec. 17, 1967
104 Mecole Hardman vs. L.A. Chargers	Dec. 29, 2019
102 Byron Pringle at Denver	Oct. 25, 2020
100 Dante Hall vs. Pittsburgh	Sept. 14, 2003
99 Dave Grayson at Denver	Sept. 7, 1963
99 Tamarick Vanover at Seattle	Sept. 3, 1995
99 Knile Davis vs. St. Louis	Oct. 26, 2014
97 Boyce Green at Pittsburgh	Dec. 21, 1986
97 Tamarick Vanover at Denver	Oct. 27, 1996
97 Dante Hall at Baltimore	Sept. 28, 2003
97 Dante Hall vs. Denver	Dec. 19, 2004
97 Jamaal Charles vs. Pittsburgh	Nov. 22, 2009

## Most Seasons Leading League

1 Dave Grayson	1961
----------------	------

## Highest Kickoff Return Average, Career (50 returns)

26.97 Knile Davis (72-1,942)	2013-16
26.79 Noland Smith (68-1,822)	1967-69
26.56 Dave Grayson (84-2,231)	1961-64
25.17 Abner Haynes (52-1,309)	1960-64
24.43 Jamaal Charles (51-1,246)	2008-16
24.05 Tamarick Vanover (212-5,099)	1995-99

## Highest Kickoff Return Average, Season (15 returns)

30.06 Quintin Damps (33-992)	2013
28.31 Dave Grayson (16-453)	1961
28.30 Larry Marshall (23-651)	1972
29.71 Dave Grayson (18-535)	1962

## Highest Kickoff Return Average, Game (3 returns)

48.67 Dante Hall vs. Pittsburgh (3-146)	Sept. 14, 2003
45.00 Tremon Smith at New England (4-180)	Oct. 14, 2018
44.67 Dante Hall vs. St. Louis (3-134)	Dec. 8, 2002
44.33 Paul Palmer vs. Seattle (3-133)	Dec. 27, 1987
40.67 Noland Smith at San Diego (6-244)	Oct. 15, 1967
40.33 L. Williams vs. Cincinnati (3-121)	Nov. 21, 1976
40.33 Dante Hall at Baltimore (3-121)	Sept. 28, 2003

## Most Kickoff Return Touchdowns, Career

6 Dante Hall	2000-06
4 Tamarick Vanover	1995-99
2 Paul Palmer	1987-88
2 Knile Davis	2013-16

## Most Kickoff Return Touchdowns, Season

2 Paul Palmer	1987
2 Tamarick Vanover	1995
2 Dante Hall	2003
2 Dante Hall	2004

## Most Kickoff Return Touchdowns, Game

1 24 times	
Last; Mecole Hardman vs. L.A. Chargers	Dec. 29, 2019

## Fumbles

### Most Opponents Fumbles Forced, Career

45 Derrick Thomas	1989-99
33 Tamba Hali	2006-17
29 Neil Smith	1988-96
23 Derrick Johnson	2005-17
14 Justin Houston	2011-18
13 Kevin Ross	1984-93, '97
13 Jared Allen	2004-07

### Most Opponents Fumbles Forced, Season

8 Derrick Thomas	1992
7 Jared Allen	2005
7 Dee Ford	2018
6 Derrick Thomas	1990
6 Derrick Thomas	1994
6 Tamba Hali	2006

### Most Fumbles Forced, Rookie, Season

6 Tamba Hali	2006
4 Kevin Ross	1984
4 Tim Cofield	1986

## Interceptions

### Most Seasons, Leading League

2 Johnny Robinson	1966, '70
2 Emmitt Thomas	1969, '74

### Most Interceptions By, Career

58 Emmitt Thomas	1966-78
57 Johnny Robinson	1960-71
50 Deron Cherry	1981-91
39 Gary Barbaro	1976-82
38 Albert Lewis	1983-93

### Most Interceptions By, Season

12 Emmitt Thomas	1974
10 Johnny Robinson	1966
10 Bobby Hunt	1966
10 Johnny Robinson	1970
10 Gary Barbaro	1980
9 Emmitt Thomas	1969
9 Deron Cherry	1986

### Most Interceptions By, Rookie, Season

8 Marcus Peters	2015
8 Bobby Hunt	1962
7 Dale Carter	1992
6 Kevin Ross	1984
4 Bobby Ply	1962
4 Emmitt Thomas	1967
4 Lloyd Burruss	1981
4 Albert Lewis	1983
4 Eric Berry	2010

3 13 players; Last J. Thornhill (2019)

### Most Interceptions By, Game

*4 Bobby Ply vs. San Diego	Dec. 16, 1962
4 Bobby Hunt vs. Houston	Oct. 4, 1964
4 Deron Cherry vs. Seattle	Sept. 29, 1985
3 Bobby Ply vs. Denver	Dec. 9, 1962
3 Johnny Robinson at Baltimore	Sept. 28, 1970
3 Albert Lewis vs. Atlanta	Dec. 8, 1985
3 Lloyd Burruss vs. San Diego	Oct. 19, 1986
3 Albert Lewis vs. Atlanta	Sept. 1, 1991
3 Greg Wesley vs. Miami	Sept. 29, 2002
3 Greg Wesley vs. New England	Nov. 27, 2005

### \*NFL RECORD

### Most Consecutive Games, Passes Intercepted By

6 Eric Harris	1980
---------------	------

### Most Interception Return Yards, Career

938 Emmitt Thomas (58 INTs)	1966-78
-----------------------------	---------

771 Gary Barbaro (39 INTs)	1975-82
741 Johnny Robinson (57 INTs)	1960-71
688 Deron Cherry (50 INTs)	1981-91
674 Bobby Hunt (37 INTs)	1962-67

## Most Interception Return Yards, Season

280 Marcus Peters (8 INTs)	2015
274 Mark McMillian (8 INTs)	1997
228 Bobby Hunt (6 INTs)	1963
214 Emmitt Thomas (12 INTs)	1974
193 Lloyd Burruss (5 INTs)	1986
175 Derrick Johnson (3 INTs)	2009

## Most Interception Return Yards Gained, Game

121 Lloyd Burruss vs. San Diego (3 INTs)	Oct. 19, 1986
118 Brandon Flowers at N.Y. Jets (2 INTs)	Oct. 26, 2008
108 Bobby Ply vs. San Diego (4 INTs)	Dec. 16, 1962
105 Derrick Johnson vs. Denver (2 INTs)	Jan. 3, 2010
102 Gary Barbaro vs. Seattle (1 INT)	Dec. 11, 1977

## Longest Interception Return

102 Gary Barbaro vs. Seattle	Dec. 11, 1977
100 Tim Collier at Oakland	Dec. 18, 1977
100 Sean Smith at Buffalo	Nov. 3, 2013
99 Dave Grayson vs. N.Y. Titans	Dec. 17, 1961
99 Kevin Ross at San Diego	Sept. 6, 1992

## Most Interception Return Touchdowns, Career

6 Bobby Bell	1963-74
5 Emmitt Thomas	1966-78
5 Jim Kearney	1967-75
5 Eric Berry	2010-17
4 Lloyd Burruss	1981-91
4 Derrick Johnson	2005-17

## Most Interception Return Touchdowns, Season

*4 Jim Kearney	1972
3 Lloyd Burruss	1986
3 Mark McMillian	1997
2 Sherrill Headrick	1961
2 Emmitt Thomas	1974
2 Charles Mincy	1992
2 Jerome Woods	1993
2 Derrick Johnson	2009
2 Eric Berry	2013
2 Marcus Peters	2015
2 Eric Berry	2016

\*NFL RECORD

## Most Interception Return Touchdowns, Game

*2 Jim Kearney at Denver	Oct. 1, 1972
2 Lloyd Burruss vs. San Diego	Oct. 19, 1986
2 Derrick Johnson at Denver	Jan. 3, 2010

\*NFL RECORD

## Sacks

### Most Sacks, Career (All 50.0+)

126.5 Derrick Thomas	1989-99
89.5 Tamba Hali	2006-17
85.5 Neil Smith	1988-96
78.5 Justin Houston	2011-18
73.0 Art Still	1978-87
51.0 Mike Bell	1979-85, '87-91

### Most Sacks, Season

22.0 Justin Houston	2014
20.0 Derrick Thomas	1990
15.5 Jared Allen	2007
15.5 Chris Jones	2018
15.0 Neil Smith	1993

14.5 Art Still	1980
14.5 Art Still	1984
14.5 Neil Smith	1992
14.5 Derrick Thomas	1992
14.5 Tamba Hali	2010

### Most Sacks, Consecutive Seasons

33.5 Derrick Thomas (20.0, 13.5)	1990-91
33.0 Justin Houston (11.0, 22.0)	2013-14
30.0 Derrick Thomas (10.0, 20.0)	1989-90
29.5 Neil Smith (14.5, 15.0)	1992-93
29.5 Justin Houston (22.0, 7.5)	2014-15
28.0 Derrick Thomas (13.5, 14.5)	1991-92
26.5 Neil Smith (15.0, 11.5)	1993-94
26.5 Tamba Hali (14.5, 12.0)	2010-11

### Most Sacks, Rookie, Season

10.0 Derrick Thomas	1989
9.0 Jared Allen	2004
8.0 Tamba Hali	2006
6.5 Art Still	1978
5.5 Sylvester Hicks	1978
5.5 Mike Bell	1979
5.5 Justin Houston	2011

### Most Sacks, Game

*7.0 Derrick Thomas vs. Seattle	Nov. 11, 1990
6.0 Derrick Thomas vs. Oakland	Sept. 6, 1998
4.5 Justin Houston at Philadelphia	Sept. 19, 2013
4.0 Wilbur Young at San Diego	Oct. 19, 1975
4.0 Art Still at Oakland	Oct. 5, 1980
4.0 Derrick Thomas vs. Buffalo	Oct. 7, 1991
4.0 Derrick Thomas vs. San Diego	Nov. 8, 1992
4.0 Neil Smith vs. L.A. Raiders	Oct. 3, 1993
4.0 Justin Houston vs. San Diego	Dec. 28, 2014

\*NFL RECORD

### Most Sack Yards, Career

699.0 Derrick Thomas	1989-99
591.5 Tamba Hali	2006-17
506.5 Neil Smith	1988-96
452.0 Justin Houston	2011-18
293.0 Eric Hicks	1998-06

### Most Sack Yards, Season

127.0 Neil Smith	1993
122.0 Chris Jones	2018
114.5 Neil Smith	1992
113.0 Derrick Thomas	1992
111.0 Jared Allen	2007
109.0 Derrick Thomas	1996

### Most Sack Yards, Game

36.0 Derrick Thomas vs. San Diego	Nov. 8, 1992
36.0 Derrick Thomas vs. Oakland	Sept. 6, 1998
35.0 Neil Smith vs. Los Angeles	Oct. 3, 1993
34.0 Vonnie Holliday vs. San Diego	Sept. 7, 2003
33.0 Darren Mickell vs. Denver	Dec. 17, 1995

## Tackles

### Most Tackles, Career

1,262 Derrick Johnson	2005-17
999 Gary Spani	1978-86
992 Art Still	1978-87
927 Deron Cherry	1981-91
876 Donnie Edwards	1996-01, 2007-08
827 Kevin Ross	1984-93, '97

### Most Tackles, Season

179 Derrick Johnson	2011
---------------------	------

# REGULAR INDIVIDUAL

162 Mike Maslowski	2002
157 Gary Spani	1979
153 Gary Spani	1981
151 Deron Cherry	1988
151 Donnie Edwards	1998, 2000
151 Scott Fujita	2003

## Most Tackles, Rookie, Season

144 Gary Spani	1978
140 Dino Hackett	1986
126 Eric Berry	2010
120 Art Still	1978
101 Greg Wesley	2000

## Most Tackles, Consecutive Seasons

326 Derrick Johnson (147, 179)	2010-11
306 Gary Spani (157, 149)	1979-80
304 Derrick Johnson (179, 125)	2011-12
302 Gary Spani (149, 153)	1980-81
301 Gary Spani (144, 157)	1978-79

## Special Team Tackles

### Most Special Teams Tackles, Career

148 Gary Stills	1999-05
147 Greg Manusky	1994-99
97 Danan Hughes	1993-98
96 Tony Richardson	1995-05
94 Louis Cooper	1985-90

### Most Special Teams Tackles, Season

34 Gary Stills	2002
29 Gary Stills	2003
29 Rich Scanlon	2005
28 Ken Jolly	1984
27 Albert Lewis	1983

27 Todd McNair	1990
27 Bennie Thompson	1992
27 Greg Manusky	1999

## Most Special Teams Tackles, Consecutive Seasons

63 Gary Stills	2002-03
54 Gary Stills	2003-04
52 Gary Stills	2001-02
51 Greg Manusky	1996-97
50 Greg Manusky	1998-99
50 Gary Stills	2004-05

## Blocked Kicks

### Most Opponents Punts Blocked, Career

10 Albert Lewis	1983-93
3 Bernard Pollard	2006-08
2 Ed Beckman	1977-84
2 Gary Green	1977-83
2 Sherrill Headrick	1960-67
2 Bernard Pollard	2006
1 D.J. Alexander	2015

### Most Opponents Punts Blocked, Season

4 Albert Lewis	1990
3 Albert Lewis	1986
2 Sherrill Headrick	1963
2 Bernard Pollard	2006

### Most Opponents Punts Blocked, Game

2 Sherrill Headrick vs. Denver	Dec. 8, 1963
--------------------------------	--------------

### Longest Return of Blocked Field Goal

78 (TD) Lloyd Burruss at Pittsburgh	Dec. 21, 1986
65 (TD) Kevin Ross at Cincinnati	Dec. 6, 1987

## Games Won

### Most Consecutive Games Won

11	2015-16
10	2019-20
9	2003, 2013, 2017-18
8	2020
7	1968-69, 1969, 1995, 1997-98, 2016-17
6	1968, 1997
5	1961-62, 1966-67, 1971, 1984-85, 2014, 2016, 2018-19

### Most Consecutive Games Won, Single Season

10	2015
9	2003, 2013
8	2020
7	1969, 1995
6	1968, 1997, 2019
5	1968, 1971, 2014, 2016, 2017, 2018

### Most Consecutive Games Won, Start of Season

9	2003, 2013
5	2017, 2018
4	1996, 2018, 2019, 2020
3	1962, 1966, 1994, 1995, 2010

### Most Consecutive Games Won, End of Season

10	2015
6	1997, 2019
5	1968
4	2017, 2018
3	1960, 1963, 1966, 1967, 1971, 1972, 1984, 1986

### Most Consecutive Home Games Won

13	2002-03
11	1994-96, 1997-98
10	1968-69, 2015-16
9	1970-71, 2017-18

### Most Consecutive Road Games Won

10	2019-20
9	1966-67, 2016-17
6	1967-68
5	1968-69, 1971-72

## Games Lost

### Most Consecutive Games Lost

12	2007-08
9	1987, 2008-09
8	1975-76, 2012
7	1985, 2008

### Most Consecutive Games Lost, Start of Season

5	1977, 2009
4	1976, 1980
3	1975, 2004, 2008, 2011

### Most Consecutive Games Lost, End of Season

9	2007
6	1977
4	1975, 2008, 2012

### Most Consecutive Home Games Lost

10	2008-09
8	1974-75
7	1975-76, 2011-12
6	1977-78, 2007-08

### Most Consecutive Road Games Lost

9	2007-08
8	1978-79, 1985-86
6	1988, 2008-09, 2012

## Scoring

### Most Points, Season (All 400+)

565	2018
484	2003
483	2004
467	2002
451	2019
448	1966
430	2013
415	2017
408	1967
405	2015
403	2005
403	2020

### Highest Scoring Average, Season

35.3 (565 in 16 games)	2018
32.0 (448 in 14 games)	1966
30.3 (484 in 16 games)	2003
30.2 (483 in 16 games)	2004
29.2 (467 in 16 games)	2002
29.1 (408 in 14 games)	1967

### Most Points, Consecutive Seasons

1,016 (565, 451)	2018-19
971 (415, 565)	2017-18
967 (484, 483)	2003-04
951 (467, 484)	2002-03
886 (483, 403)	2004-05
856 (448, 408)	1966-67
804 (389, 415)	2016-17

### Fewest Points, Season

176	1982 (9 games)
211	2012
212	2011
225	1977
226	2007

### Lowest Scoring Average, Season

13.2 (211 in 16 games)	2012
13.3 (212 in 16 games)	2011
14.1 (226 in 16 games)	2007
14.9 (238 in 16 games)	1979
15.2 (243 in 16 games)	1978
15.9 (254 in 16 games)	1988

### Largest Scoring Differential, Season

201 (371 - 170)	1968
182 (359 - 177)	1969
176 (448 - 276)	1966
156 (369 - 233)	1962
154 (408 - 254)	1967

### Most 40-Point Games, Season

5	2003, 2018
4	1966, 2002, 2004
3	1961, 1962, 1963, 1964, 1967
2	1965, 1968, 1983, 2000, 2010, 2013, 2017, 2019, 2020

### Most 30-Point Games, Season

12	2018
8	1966, 2002, 2004, 2020
7	1999, 2003, 2019
6	1960, 1967, 2010
5	1962, 1965, 1968, 1983, 1994, 2005, 2006, 2015, 2016, 2017

### Most Points Scored, Game

59 at Denver	Sept. 7, 1963
56 at Denver	Oct. 23, 1966



56 vs. Atlanta	Oct. 24, 2004		
56 at Oakland	Dec. 15, 2013		
54 vs. St. Louis	Oct. 22, 2000		
52 4 times; Last vs. Denver	Oct. 29, 1967		
<b>Largest Margin of Victory, Game</b>			
52 Kansas City (59) at Denver (7)	Sept. 7, 1963		
49 Kansas City (49) vs. Arizona (0)	Dec. 1, 2002		
48 Kansas City (48) vs. N.Y. Jets (0)	Dec. 22, 1963		
46 Kansas City (56) vs. Denver (10)	Oct. 16, 1966		
46 Kansas City (56) vs. Atlanta (10)	Oct. 24, 2004		
<b>Most Points, Both Teams, Game</b>			
105 KC (51) at LAR (54)	Nov. 19, 2018		
99 KC (48) at Seattle (51)	Nov. 27, 1983 (OT)		
88 KC (49) vs. Denver (39)	Nov. 1, 1964		
88 KC (54) vs. St. Louis (34)	Oct. 22, 2000		
<b>Fewest Points, Both Teams, Game</b>			
3 KC (0) at Tampa Bay (3)	Dec. 16, 1979		
9 KC (3) vs. Cleveland (6)	Sept. 4, 1988		
10 KC (7) at Denver (3)	Jan. 1, 2012		
12 KC (6) vs. St. Louis (6)	Nov. 22, 1970		
12 KC (3) at Miami (9)	Oct. 20, 1974		
<b>Most Points Shutout Victory, Game</b>			
49 vs. Arizona	Dec. 1, 2002		
48 vs. N.Y. Jets	Dec. 22, 1963		
41 vs. Miami	Oct. 8, 1967		
41 vs. San Francisco	Oct. 1, 2006		
34 vs. Boston	Dec. 11, 1960		
34 vs. Houston	Nov. 26, 1989		
34 vs. Cleveland	Sept. 30, 1990		
34 vs. San Diego	Oct. 31, 1999		
<b>Fewest Points, Shutout Victory, Game</b>			
14 vs. Baltimore	Sept. 2, 1979		
16 vs. Denver	Dec. 6, 1970		
17 vs. L.A. Chargers	Sept. 25, 1960		
<b>Largest Fourth-Quarter Comebacks</b>			
Opponent	Deficit	Final	Date
17 at Green Bay	14-31	40-34 (OT)	Oct. 12, 2003
17 vs. San Diego	10-27	33-27 (OT)	Sept. 11, 2016
14 at N.Y. Jets	3-17	17-17 (OT)	Oct. 2, 1988
14 vs. N.Y. Giants	3-17	20-17 (OT)	Sept. 10, 1995
14 at Oakland	20-34	37-34	Nov. 28, 1999
14 at Carolina	3-17	20-17	Nov. 13, 2016
<b>Largest Second-Half Comebacks</b>			
Opponent	Deficit	Final	Date
21 vs. San Diego	3-24	33-27 (OT)	Sept. 11, 2016
18 at New Orleans	6-24	27-24	Sept. 23, 2012
17 at Buffalo	10-27	27-27	Sept. 22, 1963
17 at Oakland	0-17	28-17	Oct. 25, 1981
17 at Green Bay	14-31	40-34 (OT)	Oct. 12, 2003
16 at San Diego	0-16	24-23	Nov. 2, 1986
14 at N.Y. Jets	3-17	17-17 (OT)	Oct. 2, 1988
14 vs. San Diego	0-14	20-17 (OT)	Dec. 8, 1991
14 vs. N.Y. Giants	3-17	20-17 (OT)	Sept. 10, 1995
14 at Oakland	13-27	28-27	Sept. 8, 1997
14 at Oakland	20-34	37-34	Nov. 28, 1999
14 at Carolina	3-17	20-17	Nov. 13, 2016
<b>Most Consecutive Games Scoring</b>			
179	1963-76		
139	1994-2002		
127	2012-20		
91	1987-92		
84	2003-08		
<b>Most Points, Two Consecutive Games</b>			
104 (56, 48)	Oct. 23, 1966 - Oct. 30, 1966		

101 (45, 56) Dec. 8, 2013 - Dec. 15, 2013

## Most First-Half Points, Game

42 vs. Denver	Oct. 29, 1967
38 at Miami	Sept. 28, 1968
38 at Washington	Dec. 8, 2013
35 vs. Arizona	Dec. 1, 2002
35 vs. St. Louis	Dec. 8, 2002
35 vs. Atlanta	Oct. 24, 2004
35 at Oakland	Dec. 15, 2013
35 vs. San Francisco	Sept. 23, 2018

## Most First-Quarter Points, Season

158	1966
147	2018
124	2013
113	2004
112	2003
103	1962

## Most First-Quarter Points, Game

24 at Miami	Sept. 28, 1968
21 13 times, last at Pittsburgh	Sept. 16, 2018

## Most Second-Quarter Points, Season

177	2019
153	2003
150	2018
149	1997
143	1967
137	1989, 2004, 2010
136	2005

## Most Second-Quarter Points, Game

28 vs. Denver	Oct. 29, 1967
28 vs. Pittsburgh	Oct. 18, 1971
28 vs. Denver	Dec. 7, 1980
28 vs. San Diego	Dec. 22, 1985
28 at Washington	Sept. 30, 2001
28 at Oakland	Sept. 15, 2019
24 vs. Houston	Oct. 30, 1966
24 vs. Indianapolis	Oct. 31, 2004

## Most Second-Half Points, Game

35 at Denver	Oct. 23, 1966
35 at Denver	Dec. 1, 1972
35 at Tennessee	Dec. 13, 2004
34 at Denver	Jan. 3, 2010
31 at Denver	Sept. 7, 1963
31 at New England	Oct. 14, 2018
30 vs. Cleveland	Dec. 14, 1975

## Most Third-Quarter Points, Season

134	2018
109	1963
106	1964
105	1998
103	2019
94	1966
93	1999, 2004

## Most Third-Quarter Points, Game

22 vs. New York Jets	Nov. 5, 1967
22 vs. Buffalo	Oct. 18, 1969
22 vs. Oakland	Nov. 26, 1961
21 at Buffalo	Nov. 6, 1960
21 at Denver	Sept. 7, 1963
21 at Denver	Oct. 1, 1972
21 vs. Oakland	Oct. 3, 1977

## Most Fourth-Quarter Points, Season

168	2002
140	2004

131 2003, 2018

129 1962

127 1960

## Most Fourth-Quarter Points, Game

23 at Buffalo Nov. 2, 1969

23 at Cleveland Sept. 8, 2002

22 at N.Y. Titans Nov. 24, 1960

21 at New England Sept. 7, 2017

20 at Green Bay Oct. 12, 2003

## Most Touchdowns, Season

71 2018

63 2003

62 2004

57 2002

55 1966

52 2013

## Most Touchdowns, Consecutive Seasons

125 (63, 62) 2003-04

121 (71, 50) 2018-19

120 (57, 63) 2002-03

113 (42, 71) 2017-18

108 (62, 46) 2004-05

104 (55, 49) 1966-67

96 (50, 46) 1962-63

## Fewest Touchdowns, Season

17 1982 (9 games)

18 2012

20 2011

23 1973

24 1988, 2007

## Most Touchdowns, Game

8 at Denver Sept. 7, 1963

8 at Denver Oct. 23, 1966

8 vs. Atlanta Oct. 24, 2004

8 at Oakland Dec. 15, 2013

7 12 times; Last at Tennessee Dec. 13, 2004

## Most Touchdowns, Both Teams, Game

13 Kansas City (7) at Seattle (6) Nov. 27, 1983 (OT)

13 Kansas City (8) at Oakland (5) Dec. 15, 2013

12 Kansas City (7) vs. Denver (5) Nov. 1, 1964

12 Kansas City (7) vs. St. Louis (5) Oct. 22, 2000

12 Kansas City (7) at Tennessee (5) Dec. 13, 2004

## Most Consecutive Games Scoring Touchdowns

96 1963-70

64 1997-01

52 1960-63

51 2017-20

35 1994-96

33 1976-78

## Most Offensive Touchdowns, Season

66 2018

58 2004

56 2003

53 2002

50 1962, 1966

46 1964, 2019

## Fewest Offensive Touchdowns, Season

13 1982 (9 games)

17 2012

18 2011

21 1973, 1974

23 2007

24 1970, 1977, 1987, 1988

25 1979

## Most Return Touchdowns, Season

11 1992, 1999, 2013

8 2016

7 1995, 1997, 2003

## Most Defensive Touchdowns, Season

9 1999

8 1992

6 2013, 2015

5 1972, 1974, 1977

4 1960, 1967, 1981, 1986, 1995, 1997, 2016, 2018

## Fewest Defensive Touchdowns, Season

0 1962, 1976, 1978, 1988, 2006, 2012

1 1961, 1975, 1976, 1989, 1998, 2001, 2002, 2007

## Most Defensive Touchdowns, Game

3 vs. Denver Dec. 27, 1992

2 15 times, last at Baltimore Dec. 20, 2015

## Most Interception Return TDs, Season

6 1992

5 1972, 1974, 1999, 2013

4 1960, 1986, 1997, 2015, 2016

## Most Fumble Return TDs, Season

4 1999

3 1997, 1980, 1981, 2017

2 1989, 1991, 1992, 1993, 1995, 2013, 2019

## Most Special Teams Touchdowns, Season

5 1986, 1987, 2013

4 1995, 2003, 2016

3 1969, 1992, 2002, 2009

## Most Special Teams Touchdowns, Game

3 at Pittsburgh Dec. 21, 1986

2 vs. Cleveland Sept. 30, 1990

2 vs. St. Louis Dec. 8, 2002

2 at Washington Dec. 8, 2013

## Most Points After Touchdown, Season

65 2018

58 2003, 2004

54 2002

52 2013

48 1966

47 1962

## Fewest Points After Touchdown, Season

17 1982 (9 games), 2012

20 2011

21 1973, 2007

23 1988

## Most Points After Touchdown, Game

8 at Denver Sept. 8, 1963

8 at Denver Oct. 23, 1966

8 vs. Atlanta Oct. 24, 2004

8 at Oakland Dec. 15, 2013

## Most Two-Point Attempts, Season

6 2001

5 1997

4 1961, 1994, 2008, 2015

3 1964, 1965, 1966, 1967, 1995, 2002, 2003, 2007

## Most Two-Point Conversions, Season

3 1961, 1965, 1994, 2001

2 1966, 1967, 1997, 2015, 2016, 2020

1 12 times, Last; 2019

## Most Two-Point Attempts, Game

2 vs. Buffalo Oct. 18, 1964

2 at Houston Oct. 24, 1965

2 at St. Louis Oct. 26, 1997

2 at Denver Nov. 14, 2010

2 at Green Bay Sept. 28, 2015

2 at Oakland	Nov. 20, 2015
<b>Most Two-Point Conversions, Game</b>	
2 at Houston	Oct. 24, 1965
2 at St. Louis	Oct. 26, 1997
<b>Most Field Goals Attempted, Season</b>	
45	2017
44	1971
42	1970
40	1968
<b>Fewest Field Goals Attempted, Season</b>	
17	1964
18	1977
20	2003
22	1979, 2008
<b>Most Field Goals Attempted, Game</b>	
7 vs. Buffalo	Dec. 19, 1971
7 vs. Cincinnati	Oct. 4, 2015
6 8 times; Last at New Orleans	Sept. 23, 2012
<b>Most Field Goals Attempted, Both Teams, Game</b>	
10 Kansas City (7) vs. Buffalo (3)	Dec. 19, 1971
10 Kansas City (5) at San Diego (5)	Oct. 29, 1972
10 Kansas City (6) vs. Denver (4)	Dec. 16, 2001
10 Kansas City (5) vs. Denver (5)	Sept. 28, 2008
<b>Most Field Goals Made, Season</b>	
41	2017
34	1990, 2019
31	2016
30	1968, 1970, 2015
28	2012
27	1969, 1988, 1997, 1998, 2001, 2005
<b>Fewest Field Goals Made, Season</b>	
7	1961
8	1963, 1964
12	1979
<b>Most Field Goals Made, Game</b>	
7 at Cincinnati	Oct. 4, 2015
6 at New Orleans	Sept. 23, 2012
5 at Buffalo	Nov. 2, 1969
5 vs. Buffalo	Dec. 7, 1969
5 vs. Buffalo	Dec. 19, 1971
5 vs. L.A. Raiders	Sept. 12, 1985
5 vs. Cincinnati	Nov. 13, 1988
5 at Chicago	Dec. 29, 1990
5 vs. Denver	Sept. 20, 1993
5 vs. Minnesota	Oct. 2, 2011
5 at Houston	Oct. 8, 2017
5 vs. Denver	Oct. 30, 2017
5 vs. Miami	Dec. 24, 2017
<b>Most Field Goals Made, Both Teams, Game</b>	
*9 Kansas City (4) at San Diego (5)	Sept. 29, 1996
<b>*NFL RECORD</b>	
8 Kansas City (5) vs. Buffalo (3)	Dec. 19, 1971
8 Kansas City (4) vs. Denver (4)	Sept. 28, 2008
7 Kansas City (5) vs. Buffalo (2)	Dec. 7, 1969
7 Kansas City (4) vs. Denver (3)	Dec. 16, 2001
7 Kansas City (3) at Indianapolis (4)	Oct. 10, 2010
7 Kansas City (6) at New Orleans (1)	Sept. 23, 2012
7 Kansas City (7) at Cincinnati (0)	Oct. 4, 2015
7 Kansas City (5) vs. Denver (2)	Oct. 30, 2017
7 Kansas City (5) vs. Miami (2)	Dec. 24, 2017
<b>Most Consecutive Games Scoring Field Goals</b>	
18	2001-02
16	2017-18, 2019-20
15	2005

14	1970, 2019
11	1968-69, 1971-72, 1985-86
10	1980-81, 2013
<b>Most Safeties, Season</b>	
3	1988, 1997
<b>Most Safeties, Game</b>	
1 22 times; Last at Miami	Dec. 13, 2020

## First Downs

<b>Most First Downs, Season</b>	
*398	2004
384	2018
350	2019
348	2003
347	2005
343	2002
334	2019
324	2001
<b>*NFL RECORD</b>	
<b>Fewest First Downs, Season</b>	
163	1982 (9 games)
183	1970
208	1973
<b>Most First Downs, Game (All 30+)</b>	
36 vs. Atlanta	Oct. 24, 2004
36 at Las Vegas	Nov. 22, 2020
33 vs. Indianapolis	Oct. 31, 2004
33 vs. Cincinnati	Oct. 21, 2018
32 at Houston	Oct. 24, 1965
32 at Seattle	Nov. 24, 2002
32 vs. Oakland	Dec. 25, 2004
31 at Oakland	Nov. 5, 2000
31 vs. San Francisco	Sept. 23, 2018
30 vs. Cleveland	Nov. 9, 2003
30 at L.A. Raiders	Dec. 22, 1991
30 vs. Seattle	Oct. 29, 2006
30 at Denver	Nov. 14, 2010
30 vs. Baltimore	Dec. 9, 2018
<b>Fewest First Downs, Game</b>	
4 at Tampa Bay	Dec. 16, 1979
5 at San Diego	Dec. 12, 2010
7 at Boston	Oct. 23, 1964
7 at Oakland	Dec. 12, 1970
7 at Denver	Dec. 9, 2007
7 at Oakland	Dec. 16, 2012
8 12 times; Last at Denver	Dec. 30, 2012
<b>Most First Downs, Both Teams, Game</b>	
64 KC (32) at Seattle (32)	Nov. 24, 2002
62 KC (31) at Oakland (31)	Nov. 5, 2000
61 KC (36) at Las Vegas (25)	Nov. 22, 2020
59 KC (26) at Seattle (33)	Nov. 27, 1983 (OT)
58 KC (24) at Denver (34)	Nov. 18, 1974
<b>Fewest First Downs, Both Teams, Games</b>	
15 Kansas City (7) vs. Denver (8)	Dec. 6, 1970
18 Kansas City (7) at Boston (11)	Oct. 23, 1964
<b>Most Rushing First Downs, Season</b>	
160	1978, 1981
140	2002
138	2004, 2005
130	1980
129	1969, 1997, 2010
<b>Fewest Rushing First Downs, Season</b>	
66	2007
71	1982 (9 games)

79	1985
83	1970, 1983, 1986
84	2000
<b>Most Rushing First Downs, Game</b>	
21	vs. Atlanta Oct. 24, 2004
20	vs. Houston Oct. 1, 1961
18	vs. Oakland Oct. 20, 1968
18	vs. Seattle Nov. 22, 1981
18	at Detroit Nov. 28, 1996
16	8 times; Last vs. Buffalo Oct. 7, 1991
<b>Fewest Rushing First Downs, Game</b>	
*0	at Cincinnati Nov. 24, 1974
0	vs. Pittsburgh Nov. 10, 1985
0	at L.A. Raiders Dec. 6, 1992
0	at Denver Oct. 27, 1996
0	at Arizona Oct. 8, 2006
0	vs. Jacksonville Oct. 7, 2007
0	at Oakland Dec. 16, 2012
1	12 times; Last vs. Pittsburgh Oct. 15, 2017
*NFL RECORD	
<b>Most Passing First Downs, Season</b>	
239	2018
228	2004
212	2020
211	1994, 2019
208	1983
207	2000
206	2019
201	2003
<b>Fewest Passing First Downs, Season</b>	
79	1982 (9 games)
86	1970
89	1968
91	1979
93	1973
<b>Most Passing First Downs, Game (All 20+)</b>	
26	vs. Oakland Dec. 25, 2004
24	at Denver Nov. 14, 2010
23	at Oakland Nov. 5, 2000
22	at Las Vegas Nov. 22, 2020
21	at Dallas Nov. 20, 1983
21	at Denver Oct. 17, 1994
21	at Denver Dec. 7, 2003
21	at Houston Oct. 8, 2017
21	at Los Angeles Rams Nov. 19, 2018
20	vs. Indianapolis Oct. 31, 2004
20	at Tennessee Nov. 10, 2019
<b>Fewest Passing First Downs, Game</b>	
1	vs. Oakland Oct. 20, 1968
1	vs. Houston Sept. 10, 1978
1	at Tampa Bay Dec. 16, 1979
2	5 times; Last at Denver Dec. 30, 2012
<b>Most Penalty First Downs, Season</b>	
46	2019
37	2018
34	2013
33	1996, 1998
32	2004, 2015
30	2000
29	1966, 1978, 1984, 1986, 2017
<b>Fewest Penalty First Downs, Season</b>	
4	1969
8	1965
9	1973

10	1999
11	1968, 1972
<b>Most Penalty First Downs, Game</b>	
9	vs. L.A. Raiders Oct. 3, 1993
7	vs. L.A. Raiders Sept. 17, 1989
7	vs. Seattle Oct. 17, 1996
7	vs. San Francisco Sept. 23, 2018
6	at Tennessee Dec. 13, 2004
6	at Oakland Nov. 7, 2010
5	10 times; Last at Detroit Sept. 29, 2019
<b>Fewest Penalty First Downs, Game</b>	
0	Many times; Last, at New York Jets Dec. 3, 2017

## Net Yards Passing and Rushing

<b>Most Net Yards, Season</b>	
6,810	2018
6,695	2004
6,401	2018
6,192	2005
6,067	2019
6,007	2017
6,000	2002
5,910	2003
<b>Most Net Yards, Consecutive Seasons</b>	
12,887 (6,695, 6,192)	2004-05
12,877 (6,810, 6,067)	2018-19
12,817 (6,007, 6,810)	2017-18
12,605 (5,910, 6,695)	2003-04
11,910 (6,000, 5,910)	2002-03
11,673 (5,673, 6,000)	2001-02
11,495 (5,488, 6,007)	2016-17
<b>Fewest Net Yards, Season</b>	
2,498	1982 (9 games)
3,536	1973
3,577	1970
3,828	1974
3,936	1977
<b>Most Net Yards, Game (All 500+)</b>	
614	at Denver Oct. 23, 1966
590	vs. Indianapolis Oct. 31, 2004
566	vs. Detroit Oct. 14, 1990
552	at Seattle Nov. 24, 2002
551	vs. Buffalo Sept. 30, 1962
551	vs. Cincinnati Oct. 21, 2018
546	at Washington Sept. 30, 2001
546	at Los Angeles Rams Nov. 19, 2018
543	at Tampa Bay Nov. 29, 2020
542	at Houston Oct. 24, 1965
540	vs. Atlanta Oct. 24, 2004
537	at San Diego Dec. 11, 1983
537	vs. Cincinnati Jan. 1, 2006
537	at New England Sept. 7, 2017
530	at Tennessee Nov. 10, 2019
524	at Denver Jan. 3, 2010
521	vs. Detroit Dec. 14, 2003
520	vs. Denver Nov. 1, 1964
517	at Baltimore Sept. 28, 2020
513	at Oakland Nov. 5, 2000
512	vs. Seattle Dec. 27, 1987
510	vs. Houston Nov. 28, 1965
510	at New Orleans Sept. 23, 2012



508	at Cincinnati	Sept. 28, 1969
507	vs. Indianapolis	Dec. 23, 2012
506	vs. San Diego	Oct. 14, 1984
504	at New Orleans	Sept. 8, 1985
504	at N.Y. Jets	Oct. 6, 2002
503	at Seattle	Nov. 28, 2010
503	vs. L.A. Chargers	Dec. 29, 2019
502	at Buffalo	Oct. 3, 1976
500	at Oakland	Dec. 5, 2004
<b>Fewest Net Yards, Game</b>		
62	vs. Oakland	Nov. 8, 1963
67	at San Diego	Dec. 12, 2010
80	at Tampa Bay	Dec. 16, 1979
104	at Buffalo	Oct. 29, 1973
106	at Oakland	Dec. 8, 1973
<b>Most Net Yards, Both Teams, Game</b>		
1,095	KC (590) vs. Indianapolis (505)	Oct. 31, 2004
1,086	KC (552) at Seattle (534)	Nov. 24, 2002
1,036	KC (524) at Denver (512)	Jan. 3, 2010
1,013	KC (537) at San Diego (476)	Dec. 11, 1983
1,001	KC (546) at L.A. Rams (455)	Nov. 19, 2018
986	KC (513) at Oakland (473)	Nov. 5, 2000
<b>Fewest Net Yards, Both Teams, Game</b>		
323	KC (178) at N.Y. Jets (145)	Nov. 7, 1971
335	KC (244) vs. Houston (91)	Oct. 12, 1969
338	KC (62) vs. Oakland (276)	Nov. 8, 1963
<b>Most Games, 400 or More Net Yards, Season</b>		
11	2018	
9	2004, 2020	
7	2005, 2010, 2017	
6	1994, 2000, 2002, 2019	
5	1969, 2001, 2003	
4	1960, 1961, 1962, 1976, 1983, 1997, 2016	
3	1964, 1965, 1966, 1967, 1974, 1981, 1989, 1990, 1991, 2009, 2011, 2012	
<b>Most Consecutive Games, 400 or More Net Yards</b>		
5	2004	
4	1976, 2005, 2018, 2019, 2020	
3	1974, 2000, 2010, 2018	
<b>Most Games, 300 or More Net Yards, Season</b>		
15	2004, 2018	
14	2005, 2019	
13	2002, 2017	
12	1989, 1995, 1999, 2003, 2010, 2013, 2015, 2020	
11	1966, 1983, 1991, 1996, 2016	
10	1964, 1968, 1981, 1984, 1993, 1994, 2000, 2001, 2014	
<b>Most Consecutive Games, 300 or More Net Yards</b>		
18	2017-18	
16	2004-05	
13	2001-02	
11	2005	
10	1966-67, 1989, 2003, 2019-2020	
8	2010, 2018-19	
7	1981, 1991	
<b>Most Plays, Season</b>		
1,098	1994	
1,089	2004	
1,074	1983	
1,063	2010	
1,059	1995	
1,059	2005	
<b>Fewest Plays, Season</b>		
573	1982 (9 games)	
712	2017	

775	1970
831	1968
833	1965
836	1971
<b>Most Plays, Game</b>	
92	at New Orleans Sept. 23, 2012
91	at Cincinnati Sept. 3, 1978
86	vs. N.Y. Giants Nov. 3, 1974
86	vs. Seattle Sept. 28, 1997
85	at Jacksonville Nov. 9, 1997
84	vs. Denver Oct. 24, 1976
84	at San Diego Nov. 12, 1978
<b>Fewest Plays, Game</b>	
38	at Oakland Dec. 12, 1970
38	at Tampa Bay Dec. 16, 1979
41	at San Diego Oct. 7, 1962
41	at San Diego Dec. 12, 2010
42	at Oakland Dec. 8, 1973
44	at Detroit Nov. 25, 1971
44	at New England Oct. 11, 1998
44	at Baltimore Sept. 13, 2009

## Rushing

<b>Most Rushing Attempts, Season</b>	
663	1978
610	1981
569	1979
559	1989
556	2010
552	1980
<b>Most Rushing Attempts, Consecutive Seasons</b>	
1,232 (663, 569)	1978-79
1,162 (552, 610)	1980-81
1,121 (569, 552)	1979-80
1,089 (456, 663)	1977-78
1,063 (559, 504)	1989-90
<b>Fewest Rushing Attempts, Season</b>	
269	1982 (9 games)
375	2019
379	2008
383	2000, 2007
387	1983, 2018
400	1963
<b>Most Rushing Attempts, Game</b>	
69	at Cincinnati Sept. 3, 1978
60	vs. Oakland Oct. 20, 1968
57	vs. Seattle Nov. 5, 1989
<b>Fewest Rushing Attempts, Game</b>	
9	at Oakland Nov. 5, 2000
10	vs. Jacksonville Oct. 7, 2007
10	at Oakland Dec. 16, 2012
11	at New England Oct. 11, 1998
11	at New York Jets Dec. 3, 2017
11	vs. Houston Texans Oct. 13, 2019
12	at Oakland Dec. 8, 1973
12	at Denver Oct. 27, 1996
13	vs. Buffalo Nov. 23, 2008
14	at San Diego Sept. 29, 1963
14	vs. Pittsburgh Nov. 10, 1985
14	at L.A. Raiders Dec. 6, 1992
14	at Jacksonville Nov. 8, 2009
14	vs. Indianapolis Oct. 6, 2019
<b>Most Rushing Attempts, Both Teams, Game</b>	

102 KC (52) at San Diego (50)	Nov. 12, 1978 (OT)
100 KC (41) vs. Denver (59)	Sept. 24, 1978
<b>Fewest Rushing Attempts, Both Teams, Game</b>	
37 KC (21) vs. Houston (16)	Dec. 16, 1990
40 KC (17) at Buffalo (23)	Dec. 12, 1965
<b>Most Games, 40 or More Rushing Attempts, Season</b>	
9	1978
8	1973, 1981
7	1968
6	1962, 1969, 1989
5	1976, 1979, 1980, 1997, 2010
<b>Most Games, 30 or More Rushing Attempts, Season</b>	
14	1978
13	1981
12	1971, 1975, 1980
11	1969, 1989, 1990, 2005, 2006
10	1968, 1972, 1973, 1974, 1979, 1995, 1999, 2010
<b>Most Consecutive Games, 40 or More Rushing Attempts</b>	
4	1968, 1978
3	1962, 1973, 1996
<b>Most Consecutive Games, 30 or More Rushing Attempts</b>	
15	1980-81
8	1975, 1977-78
7	1972, 1978, 1978-79
6	1970, 1980, 1989, 1999
<b>Most Rushing Yards, Season</b>	
2,986	1978
2,633	1981
2,627	2010
2,407	1962
2,395	2012
<b>Most Rushing Yards, Home, Season</b>	
1,488	1981
1,468	1962
1,463	2010
1,436	1978
1,390	1961
<b>Most Rushing Yards Per Game, Season</b>	
213.3 (2,986 in 16 games)	1978
171.9 (2,407 in 14 games)	1962
164.6 (2,633 in 16 games)	1981
164.2 (2,627 in 16 games)	2010
162.4 (2,274 in 14 games)	1966
<b>Most Rushing Yards Per Game, Home, Season</b>	
209.7 (1,468 in 7 games)	1962
198.6 (1,390 in 7 games)	1961
186.0 (1,488 in 8 games)	1981
182.9 (1,463 in 8 games)	2010
179.5 (1,436 in 8 games)	1978
<b>Most Rushing Yards, Consecutive Seasons</b>	
5,302 (2,986, 2,316)	1978-79
4,829 (1,843, 2,986)	1977-78
4,671 (2,289, 2,382)	2004-05
4,590 (2,183, 2,407)	1961-62
<b>Fewest Rushing Yards, Season</b>	
943	1982 (9 games)
1,248	2007
1,254	1983
1,351	2017
1,465	2000
1,468	1986
<b>Fewest Rushing Yards Per Game, Season</b>	
78.0 (1,248 in 16 games)	2007

78.4 (1,254 in 16 games)	1983
91.6 (1,465 in 16 games)	2000
91.8 (1,468 in 16 games)	1986
92.9 (1,486 in 16 games)	1985
<b>Most Rushing Yards, Game (All 300+)</b>	
398 vs. Houston	Oct. 1, 1961
380 at Denver	Oct. 23, 1966
352 vs. Indianapolis	Dec. 23, 2012
320 vs. Buffalo	Sept. 30, 1962
317 at Denver	Jan. 3, 2010
313 vs. Cincinnati	Oct. 26, 1969
310 vs. Detroit	Oct. 14, 1990
302 at Houston	Oct. 24, 1965
<b>Fewest Rushing Yards, Game</b>	
0 vs. Denver	Dec. 19, 1965
10 vs. Jacksonville	Oct. 7, 2007
10 at Oakland	Dec. 16, 2012
14 at New England	Oct. 11, 1998
16 at Denver	Dec. 9, 2007
17 at Boston	Nov. 18, 1960
17 at L.A. Raiders	Dec. 6, 1992
<b>Most Games, 200 or More Rushing Yards</b>	
8	1978
6	2010
5	1962
4	1968, 1979, 1981, 2002
3	1961, 1967, 1991, 2001, 2004, 2012
2	1960, 1963, 1965, 1966, 1969, 1970, 1975,
2	1989, 1996, 1997, 2005, 2006
<b>Most Rushing Yards, Both Teams, Game</b>	
519 Kansas City (168) vs. Cleveland (351)	Dec. 20, 2009
502 Texans (398) vs. Houston (104)	Oct. 1, 1961
502 Texans (284) vs. Oakland (218)	Nov. 26, 1961
479 Kansas City (251) vs. Detroit (228)	Nov. 23, 1975
<b>Fewest Rushing Yards, Both Teams, Game</b>	
75 KC (20) at Houston (55)	Sept. 29, 1974
105 KC (27) vs. Boston (78)	Nov. 17, 1968
111 Dallas Texans (108) at SD (3)	Nov. 19, 1961
111 KC (48) at San Diego (63)	Oct. 13, 1985
<b>Most 10+ Yard Rushes, Season (Since 1990)</b>	
73	2002
72	2010
67	2005
64	2012
63	2001
<b>Most 10+ Yard Rushes, Game (Since 1990)</b>	
11 at Oakland	Dec. 9, 2001
(10 Holmes, 1 Cloud)	
10 at Seattle	Nov. 24, 2002
(9 Holmes, 1 Morton)	
10 vs. Buffalo	Oct. 31, 2010
(7 Charles, 3 Jones)	
9 vs. Detroit	Oct. 14, 1990
(5 Word, 3 Okoye, 1 McNair)	
9 vs. Denver	Dec. 17, 2000
(5 Richardson, 2 Grbac, 1 Alexander, 1 Moreau)	
9 vs. Atlanta	Oct. 24, 2004
(6 Holmes, 3 Blaylock, 1 Hall)	
9 vs. Indianapolis	Oct. 31, 2004
(6 Holmes, 2 Morton, 1 Johnson)	
9 vs. Indianapolis	Dec. 23, 2012
(4 Charles, 4 Hillis, 1 McCluster)	
<b>Highest Rushing Average, Season</b>	

5.18	1966
5.15	2002
5.03	1962
4.97	1961
4.91	2017
4.79	2012
<b>Lowest Rushing Average, Season</b>	
3.24	1983
3.26	2007
3.39	1980
3.40	1986
3.43	1992
<b>Most Rushing Touchdowns, Season</b>	
32	2003
31	2004
26	2002, 2005
24	1960
23	1961
<b>Most Rushing Touchdowns, Consecutive Seasons</b>	
*63 (32, 31)	2003-04
58 (26, 32)	2002-03
57 (31, 26)	2004-05
47 (24, 23)	1960-61
44 (23, 21)	1961-62
*NFL RECORD	
<b>Fewest Rushing Touchdowns, Season</b>	
3	1982 (9 games)
5	2011
6	1972, 2007
7	1987
8	1988, 2009
<b>Most Rushing Touchdowns, Game</b>	
*8 vs. Atlanta	Oct. 24, 2004
5 at Denver	Oct. 23, 1966
4 14 times; Last vs. Detroit	Nov. 1, 2015
*NFL RECORD	
<b>Most Rushing Touchdowns, Both Teams, Game</b>	
8 Kansas City (8) vs. Atlanta (0)	Oct. 24, 2004
7 Texans (4) vs. Boston (3)	Sept. 8, 1962
7 Kansas City (4) at Denver (3)	Oct. 10, 1965

## Passing

<b>Highest Passer Rating, Season</b>	
113.8	2018
104.4	2019
100.8	2017
97.1	1962
96.4	1968
95.4	2015
94.9	1990, 2004
93.5	2002
<b>Lowest Passer Rating, Season</b>	
52.7	1961
52.9	1977
54.0	1979
55.2	1974
59.3	1978
<b>Most Passes Attempted, Season</b>	
641	1983
615	1994
593	1984
583	2018
582	2000
576	2019

563	2007
<b>Most Passes Attempted, Consecutive Seasons</b>	
1,234 (641, 593)	1983-84
1,159 (583, 576)	2018-19
1,146 (615, 531)	1994-95
1,126 (543, 583)	2017-18
1,110 (582, 528)	2000-01
1,105 (490, 615)	1993-94
1,104 (593, 511)	1984-85
1,104 (563, 541)	2007-08
<b>Fewest Passes Attempted, Season</b>	
264	1982 (9 games)
270	1968
289	1970
313	1973
322	1962
<b>Most Passes Attempted, Game</b>	
59 at Dallas	Nov. 20, 1983
55 at San Diego	Oct. 9, 1994
55 at Miami	Dec. 12, 1994
54 at Denver	Nov. 16, 1986
54 at Denver	Oct. 17, 1994
54 at San Diego	Sept. 29, 1996
54 vs. San Diego	Nov. 24, 1996
<b>Fewest Passes Attempted, Game</b>	
3 vs. Oakland	Oct. 20, 1968
6 at Oakland	Dec. 13, 1969
10 vs. Denver	Sept. 24, 1978
<b>Most Passes Attempted, Both Teams, Game</b>	
100 KC (46) vs. Tampa Bay (54)	Oct. 28, 1964
95 KC (54) at San Diego (41)	Sept. 29, 1996
95 KC (46) at L.A. Rams (49)	Nov. 19, 2018
90 KC (59) at Dallas (31)	Nov. 20, 1983
90 KC (41) at San Diego (49)	Dec. 11, 1983
<b>Fewest Passes Attempted, Both Teams, Game</b>	
26 KC (6) at Oakland (20)	Dec. 13, 1969
26 KC (13) at Tampa Bay (13)	Dec. 16, 1979
27 KC (14) vs. Houston (13)	Sept. 10, 1978
<b>Most Passes Completed, Season</b>	
385	2018
378	2019
370	2004
369	1983
366	1994
365	2016
363	2017
<b>Most Passes Completed, Consecutive Seasons</b>	
763 (385, 378)	2018-19
748 (363, 385)	2017-18
728 (365, 363)	2016-17
709 (339, 370)	2003-04
687 (370, 317)	2004-05
675 (310, 365)	2015-16
674 (369, 305)	1983-84
<b>Fewest Passes Completed, Season</b>	
145	1982 (9 games)
154	1970
156	1968
<b>Most Passes Completed, Game</b>	
39 at Oakland	Nov. 5, 2000
37 at San Diego	Oct. 9, 1994
37 at Tampa Bay	Nov. 29, 2020
36 at Tennessee	Nov. 10, 2019
35 vs. N.Y. Jets	Nov. 1, 2020

34 at Denver	Oct. 17, 1994
34 at Denver	Dec. 7, 2003
34 vs. San Diego	Sept. 11, 2016
33 at Dallas	Nov. 20, 1983
33 at Miami	Dec. 12, 1994
33 at San Diego	Jan. 2, 2005
33 at Detroit	Dec. 23, 2007
33 at Denver	Nov. 14, 2010
33 at Los Angeles Rams	Nov. 19, 2018
<b>Fewest Passes Completed, Game</b>	
2 vs. Oakland	Oct. 20, 1968
2 at Oakland	Dec. 13, 1969
5 7 times: Last at Seattle	Dec. 17, 1978
<b>Most Passes Completed, Both Teams, Game</b>	
64 Kansas City (33) at L.A. Rams (31)	Nov. 19, 2018
64 Kansas City (37) at Tampa Bay (27)	Nov. 29, 2020
62 Kansas City (31) at San Diego (31)	Dec. 11, 1983
59 Kansas City (34) vs. San Diego (25)	Sept. 11, 2016
57 Kansas City (31) at San Diego (26)	Oct. 30, 2005
56 Kansas City (33) at Denver (23)	Nov. 14, 2010
55 Kansas City (23) vs. San Diego (32)	Oct. 14, 1984
55 Kansas City (26) vs. Tampa Bay (29)	Oct. 28, 1984
<b>Fewest Passes Completed, Both Teams, Game</b>	
11 Kansas City (10) vs. San Diego (1)	Sept. 20, 1998
12 Kansas City (7) at Tampa Bay (5)	Dec. 16, 1979
13 Kansas City (2) at Oakland (11)	Dec. 13, 1969
13 Kansas City (8) vs. Boston (5)	Oct. 11, 1970
<b>Most 20+ Yard Completions, Season (Since 1990)</b>	
76 2018	
60 2004, 2020	
59 2000, 2019	
55 2003	
54 2017	
53 2001	
<b>Most 20+ Yard Completions, Game (Since 1990)</b>	
9 vs. St. Louis	Oct. 22, 2000
(6 Grbac, 2 Moon, 1 Morris)	
9 at Denver (9 Cassel)	Nov. 14, 2010
9 at L.A. Rams (9 Mahomes)	Nov. 19, 2018
8 at Oakland (8 Mahomes)	Sept. 15, 2019
8 at Miami (8 Mahomes)	Dec. 13, 2020
7 at L.A. Raiders (7 Krieg)	Dec. 6, 1992
7 at San Diego (7 Gannon)	Nov. 22, 1998
7 at Oakland (7 Grbac)	Nov. 5, 2000
7 at Arizona (7 Green)	Oct. 21, 2001
7 vs. Indianapolis (7 Green)	Oct. 31, 2004
7 at New York Jets (7 Smith)	Dec. 3, 2017
7 at Cleveland (7 Mahomes)	Nov. 4, 2018
7 at Tampa Bay (7 Mahomes)	Nov. 29, 2020
<b>Most Net Passing Yards, Season</b>	
4,955 2018	
4,498 2019	
4,406 2004	
4,341 1983	
4,149 2000	
4,127 2020	
4,104 2017	
3,981 2003	
<b>Most Net Passing Yards, Consecutive Seasons</b>	
9,453 (4,955, 4,498)	2018-19
9,059 (4,104, 4,955)	2017-18
8,387 (3,981, 4,406)	2003-04
8,216 (4,406, 3,810)	2004-05
7,909 (4,341, 3,568)	1983-84

7,844 (3,740, 4,104)	2016-17
7,814 (4,149, 3,665)	2000-01
<b>Fewest Passing Yards, Season</b>	
1,555 1982 (9 games)	
1,660 1979	
1,719 1970	
<b>Most Gross Passing Yards, Game (All 400+)</b>	
504 at Oakland	Nov. 5, 2000
478 at L.A. Rams	Nov. 19, 2018
469 at Denver	Nov. 14, 2010
462 at Tampa Bay	Nov. 29, 2020
446 at Tennessee	Nov. 10, 2019
446 vs. N.Y. Jets	Nov. 1, 2020
443 at Oakland	Sept. 15, 2019
435 vs. Denver	Nov. 1, 1964
433 at Tennessee	Nov. 10, 2019
432 at Dallas	Nov. 20, 1983
412 vs. Denver	Dec. 19, 1965
411 at San Diego	Dec. 11, 1983
400 at Green Bay	Oct. 12, 2003
<b>Most Net Passing Yards, Game</b>	
474 at Oakland	Nov. 5, 2000
456 at Tampa Bay	Nov. 29, 2020
448 at L.A. Rams	Nov. 19, 2018
446 vs. N.Y. Jets	Nov. 1, 2020
433 at Denver	Nov. 14, 2010
433 at Oakland	Sept. 15, 2019
406 at San Diego	Dec. 11, 1983
400 at Green Bay	Oct. 12, 2003
395 at New Orleans	Sept. 8, 1985
<b>Fewest Gross Passing Yards, Game</b>	
16 vs. Oakland	Oct. 20, 1968
39 vs. Houston	Nov. 15, 1981
42 at Seattle	Sept. 30, 1979
44 at Denver	Oct. 8, 1961
46 at Tampa Bay	Dec. 16, 1979
<b>Fewest Net Passing Yards, Game</b>	
-22 vs. Oakland	Nov. 8, 1963
15 at Seattle	Sept. 30, 1979
16 vs. Oakland	Oct. 20, 1968
18 at Denver	Oct. 4, 1970
19 at San Diego	Dec. 12, 2010
<b>Most Net Passing Yards, Both Teams, Game</b>	
859 Kansas City (387) vs. Indianapolis (472)	Oct. 31, 2004
827 Kansas City (448) at L.A. Rams (379)	Nov. 19, 2018
798 Kansas City (456) at Tampa Bay (342)	Nov. 29, 2020
782 Kansas City (406) at San Diego (376)	Dec. 11, 1983
764 Kansas City (322) at Pittsburgh (442)	Sept. 16, 2018
748 Kansas City (331) at Oakland (417)	Oct. 19, 2017
732 Kansas City (433) at Denver (299)	Nov. 14, 2010
716 Kansas City (474) at Oakland (242)	Nov. 5, 2000
698 Kansas City (229) at Oakland (469)	Nov. 3, 1968
<b>Fewest Passing Yards, Both Teams, Game</b>	
67 Kansas City (22) at Tampa Bay (45)	Dec. 16, 1979
81 Kansas City (34) vs. Houston (47)	Sept. 10, 1978
<b>Most Individual 100-Yard Receiving Games, Season</b>	
14 2000, 2004	
11 1964, 2018	
9 2017, 2020	
8 1966, 1983	
7 1987, 2003, 2006, 2007, 2016, 2019	
<b>Most Consecutive Individual 100-Yard Receiving Games, Season</b>	



7	2000
6	2004, 2020
4	1964, 2016, 2018
3	1966, 1984, 1992, 1994, 2005, 2007, 2010
2	1961, 1962, 1963, 1965, 1968, 1969, 1980, 1982, 1983, 1985, 1987, 1988, 1989, 1998, 1999, 2001, 2006, 2007, 2008, 2011, 2017 (3 times), 2018, 2019
<b>Most Times Sacked, Season</b>	
57	1980
55	2007
53	1975
<b>Fewest Times Sacked, Season</b>	
19	1994
21	1978, 1991, 1995, 2003
22	1990
<b>Most Times Sacked, Game</b>	
10	vs. Baltimore Nov. 2, 1980
9	vs. San Diego Dec. 2, 2007
8	at Pittsburgh Dec. 5, 1982
8	vs. L.A. Raiders Dec. 12, 1982
<b>Most Times Sacked, Both Teams, Game</b>	
13	Kansas City (2) vs. Cleveland (11) Sept. 30, 1984
13	Kansas City (6) vs. Houston (7) Sept. 21, 1986
<b>Most Consecutive Games Without Allowing A Sack</b>	
3	1988, 2000
<b>Most Consecutive Seasons Leading League, Completion Percentage</b>	
*4	1966-69
<b>*NFL RECORD</b>	
<b>Highest Completion Percentage, Season</b>	
66.85	543-363 2017
66.85	546-365 2016
66.04	583-385 2018
65.95	561-370 2004
65.63	576-378 2019
65.54	473-310 2015
63.25	536-339 2003
<b>Lowest Completion Percentage, Season</b>	
44.36	(399-177) 1961
48.05	(435-209) 1960
48.90	(409-200) 1965
49.33	(521-257) 1986
50.38	(395-199) 1965
<b>Most Passing Touchdowns, Season</b>	
50	2018
33	2020
32	1964
31	1966
30	1963, 2019
29	1983, 2000
<b>Fewest Passing Touchdowns, Season</b>	
7	1978, 1979
8	2012
10	1973, 1982 (9 games)
11	1974, 1977
13	1981, 2011
<b>Most Passing Touchdowns, Game</b>	
6	vs. Denver Nov. 1, 1964
6	at Pittsburgh Sept. 16, 2018
6	at Los Angeles Rams Nov. 19, 2018
5	8 times; Last vs. N.Y. Jets Nov. 1, 2020
<b>Most Passing Touchdowns, Both Teams, Game</b>	
10	Kansas City (6) at L.A. Rams (4) Nov. 19, 2018
9	Kansas City (4) at Denver (5) Nov. 14, 2010
9	Kansas City (6) at Pittsburgh (3) Sept. 16, 2018

8	Kansas City (6) vs. Denver (2)	Nov. 1, 1964
8	Kansas City (4) at San Diego (4)	Dec. 11, 1983
8	Kansas City (3) vs. IND (5)	Oct. 31, 2004

## Most Passes Had Intercepted, Season

27 1961

26 1977

25 1974

## Fewest Passes Had Intercepted, Season

5 1990, 2019

6 2014

7 2015

8 1982 (9 games), 2010, 2016, 2017

9 2013

10 1993, 1994, 1997, 2005

## Most Passes Had Intercepted, Game

7 vs. Pittsburgh Oct. 13, 1974

6 at Seattle Nov. 4, 1984

6 vs. L.A. Raiders Oct. 20, 1985

## Most Passes Had Intercepted, Both Teams, Game

9 Kansas City (3) vs. Miami (6) Nov. 13, 1966

8 8 times

Last; Kansas City (2) at Oakland (6) Oct. 23, 2011

## Punting

### Most Seasons Leading League (Average Distance)

\*6 1968, 1971-73, 1979, 1984

\*NFL RECORD

### Most Consecutive Seasons Leading League

3 1971-73

### Most Punts, Season

104 1999

99 1986

98 1984

### Fewest Punts, Season

38 1982 (9 games)

45 2018

49 2019

54 1962

55 2004

57 1991

### Most Punts, Game

11 at N.Y. Jets Sept. 18, 1965

11 vs. Baltimore Sept. 2, 1979

11 at San Francisco Nov. 17, 1985

11 at Cleveland Nov. 19, 1989

11 vs. San Diego Nov. 13, 1994

11 at Chicago Dec. 4, 2011

10 vs. Denver Oct. 6, 1974

10 at Oakland Oct. 5, 1980

10 at N.Y. Jets Oct. 2, 1988

10 at San Diego Nov. 26, 2000

10 at N.Y. Jets Dec. 30, 2007

10 at Jacksonville Sept. 8, 2013

### Fewest Punts, Game

0 at L.A. Raiders Dec. 22, 1991

0 vs. Carolina Dec. 10, 2000

0 vs. Cincinnati Oct. 21, 2018

### Highest Punting Average Distance, Season

46.83 (83-3,887) 2012

45.89 (89-4,084) 2011

45.53 (80-3,642) 1973

45.33 (89-4,034) 2013

45.26 (65-2,942) 1968

### Lowest Punting Average Distance, Season

36.06 (54-1,947)	1962
37.83 (64-2,422)	2002
38.53 (70-2,697)	1981
<b>Most Punts Had Blocked, Season</b>	
2	1974, 1975, 1985, 1999
<b>Most Punts Had Blocked, Game</b>	
2	vs. Denver Oct. 27, 1985

## Punt Returns

<b>Most Seasons Leading League (Average Return)</b>	
6	1960, 1968, 1970, 1979-80, 2003
<b>Most Punt Returns, Season (All 50+)</b>	
59	2013
58	1979, 1995, 1999
52	2010
<b>Fewest Punt Returns, Season</b>	
15	1982 (9 games)
22	2018
24	2004
26	1961, 1963, 2008
<b>Most Punt Returns, Game</b>	
9	at Oakland Nov. 15, 2009
8	vs. San Diego Nov. 10, 1974
8	at St. Louis Dec. 19, 2010
7	vs. Oakland Sept. 23, 1979
7	vs. N.Y. Giants Oct. 21, 1979
7	vs. Detroit Sept. 26, 1999
7	at Denver Dec. 5, 1999
7	at Oakland Oct. 21, 2007
7	at Jacksonville Sept. 8, 2013
7	at Washington Dec. 8, 2013
<b>Most Punt Returns, Both Teams, Game</b>	
15	Kansas City (6) vs. Baltimore (9) Sept. 2, 1979
<b>Most Punt Return Yards, Season (All 600+)</b>	
695	2013
640	1999
612	1979
<b>Fewest Punt Return Yards, Season</b>	
126	1972
129	1982 (9 games)
150	1971
<b>Most Punt Return Yards, Game</b>	
177	at Washington Dec. 8, 2013
160	vs. San Diego Sept. 13, 2010
141	vs. Oakland Sept. 23, 1979
139	at Denver Dec. 5, 1999
131	vs. Boston Dec. 11, 1960
<b>Highest Punt Return Average, Season</b>	
16.42 (33-542)	2003
15.03 (33-496)	1960
14.80 (40-592)	2016
14.53 (40-581)	1980
14.52 (31-450)	1968
<b>Lowest Punt Return Average, Season</b>	
4.34 (29-126)	1972
4.69 (32-150)	1971
6.29 (35-220)	2017
6.50 (26-169)	2008
6.53 (32-209)	2009
<b>Most Punt Return Touchdowns, Season</b>	
2	1968, 1979, 1980, 1992, 1999, 2002, 2003, 2013, 2016
1	1960, 1965, 1966, 1987, 1995, 1997, 2006, 2010, 2017, 2018, 2020
<b>Most Punt Return Touchdowns, Game</b>	
1	30 times; Last at Miami Dec. 13, 2020

<b>Most Punt Return Touchdowns, Both Teams, Game</b>	
*2	Kansas City (1) at Buffalo (1) Sept. 11, 1966
*NFL RECORD	

## Kickoff Returns

<b>Most Kickoff Returns, Season</b>	
80	2008
77	2009
75	2004
70	1987, 2000
68	2005
<b>Fewest Kickoff Returns, Season</b>	
31	1973
34	1982 (9 games)
35	2015
37	1962, 2019
38	1968, 1998
39	1992
<b>Most Kickoff Returns, Game</b>	
11	vs. Buffalo Nov. 23, 2008
10	vs. Oakland Nov. 2, 1967
10	vs. Seattle Sept. 20, 1987
9	vs. Pittsburgh Nov. 10, 1985
<b>Most Kickoff Return Yards, Season</b>	
1,820	2004
1,716	2008
1,666	2009
1,591	2005
1,577	2003
<b>Fewest Kickoff Return Yards, Season</b>	
722	1992
723	1982 (9 games)
725	1973
736	1968
784	1990
<b>Most Kickoff Return Yards, Game</b>	
251	at Miami Dec. 12, 1994
245	at San Diego Oct. 15, 1967
236	vs. Pittsburgh Nov. 10, 1985
<b>Highest Kickoff Return Average, Season</b>	
*29.91 (44-1,316)	2013
27.64 (53-1,465)	1961
26.59 (41-1,090)	1969
25.81 (37-955)	1962
*NFL RECORD	
<b>Lowest Kickoff Return Average, Season</b>	
16.52 (56-925)	1988
17.04 (46-784)	1990
17.20 (54-929)	1983
<b>Most Kickoff Return Touchdowns, Season</b>	
2	1987, 1995, 2003, 2004, 2013
1	1961, 1963, 1967, 1969, 1986, 1994, 1996, 1997, 2002, 2005, 2009, 2014, 2016, 2019, 2020
<b>Most Kickoff Return Touchdowns, Game</b>	
1	25 times; Last at Denver Oct. 25, 2020

## Fumbles

<b>Most Fumbles, Season</b>	
42	1980
<b>Fewest Fumbles, Season</b>	
7	2002
13	1982 (9 games), 2003
14	2017
15	2010

# REGULAR TEAM

16	2015	
<b>Most Fumbles, Game</b>		
*10	vs. Houston	Oct. 12, 1969
		*NFL RECORD
<b>Most Fumbles, Both Teams, Game</b>		
*14	Kansas City (10) vs. Houston (4)	Oct. 12, 1969
		*NFL RECORD
<b>Most Fumbles Lost, Season</b>		
24	1981, 1987	
21	1965, 1977	
<b>Fewest Fumbles Lost, Season</b>		
*2	2002	
3	2017	
4	1982 (9 games)	
6	2003, 2010, 2018	
8	1967, 1991, 2008, 2015	
		*NFL RECORD
<b>Most Fumbles Lost, Game</b>		
6	vs. Houston	Oct. 12, 1969
<b>Most Turnovers, Season</b>		
47	1977	
46	1981	
41	1965, 1987, 1989	
40	1964	
<b>Fewest Turnovers, Season</b>		
11	2017	
12	1982 (9 games)	
14	2010	
15	2002, 2015, 2019	
17	2014, 2016	
<b>Most Turnovers, Game</b>		
9	vs. Buffalo	Oct. 17, 1965
9	vs. Pittsburgh	Oct. 13, 1974
8	vs. San Diego	Sept. 20, 1981
<b>Most Turnovers, Both Teams, Game</b>		
16	Kansas City (7) vs. Houston (9)	Oct. 12, 1969

## Penalties

<b>Fewest Penalties, Season</b>		
43	1982 (9 games)	
52	1963	
56	1964	
61	1966	
<b>Most Penalties, Season</b>		
*158	1998	
137	2018	
127	1994	
126	1999	
122	1993, 1996	
		*NFL RECORD
<b>Fewest Penalties, Game</b>		
*0	vs. Buffalo	Oct. 2, 1966
0	vs. Oakland	Dec. 8, 1974

1	24 times; Last at San Diego	Dec. 29, 2013
		*NFL RECORD
<b>Most Penalties, Game</b>		
17	at Seattle	Nov. 8, 1998
15	vs. San Diego	Sept. 20, 1998
15	at New England	Sept. 7, 2017
14	at Atlanta	Sept. 18, 1994
14	at Denver	Oct. 17, 1994
<b>Fewest Penalties, Both Teams, Game</b>		
1	Kansas City (0) vs. Buffalo (1)	Oct. 2, 1966
<b>Most Penalties, Both Teams, Game</b>		
30	Kansas City (17) at Seattle (13)	Nov. 8, 1998
27	Kansas City (12) at Oakland (15)	Nov. 7, 2010
26	Kansas City (7) vs. San Diego (19)	Oct. 16, 1997
26	Kansas City (11) vs. Oakland (15)	Dec. 24, 2011
25	Kansas City (11) vs. Denver (14)	Sept. 20, 1993
24	Kansas City (13) at L.A. Raiders (11)	Oct. 9, 1983
24	Kansas City (12) vs. L.A. Raiders (12)	Sept. 16, 1984
24	Kansas City (10) vs. L.A. Raiders (14)	Dec. 13, 1987
24	Kansas City (14) at Atlanta (10)	Sept. 18, 1994
24	Kansas City (14) at Denver (10)	Oct. 17, 1994
24	Kansas City (15) vs. San Diego (9)	Sept. 20, 1998
24	Kansas City (10) at Oakland (14)	Oct. 23, 2011
24	Kansas City (9) at Denver (15)	Nov. 27, 2016
24	Kansas City (12) at Pittsburgh (12)	Sept. 16, 2018
<b>Fewest Yards Penalized, Season</b>		
371	1982 (9 games)	
515	1974	
577	2006	
602	2001	
604	1964	
<b>Most Yards Penalized, Season</b>		
1,304	1998	
1,152	2018	
<b>Fewest Yards Penalized, Game</b>		
0	vs. Buffalo	Oct. 2, 1966
0	vs. Oakland	Dec. 8, 1974
1	vs. San Diego	Dec. 22, 2002
3	vs. Buffalo	Sept. 11, 2011
5	11 times; Last at San Diego	Dec. 29, 2013
<b>Most Yards Penalized, Game</b>		
154	vs. Oakland	Nov. 1, 1970
152	at Seattle	Nov. 8, 1998
141	at San Diego	Oct. 25, 1987
<b>Fewest Yards Penalized, Both Teams, Game</b>		
10	Kansas City (10) vs. Boston (0)	Nov. 17, 1968
10	Kansas City (0) vs. Oakland (10)	Dec. 8, 1974
10	Kansas City (5) at Denver (5)	Dec. 7, 2008
<b>Most Yards Penalized, Both Teams, Game</b>		
259	KC (141) at San Diego (118)	Oct. 25, 1987
258	KC (126) vs. L.A. Raiders (132)	Sept. 16, 1984

## Scoring

### Fewest Points Allowed, Season

170 1968

177 1969

184 1982 (9 games)

192 1973

208 1971

### Lowest Scoring Average, Season

12.1 (170 in 14 games) 1968

12.6 (177 in 14 games) 1969

13.7 (192 in 14 games) 1973

14.5 (232 in 16 games) 1997

14.9 (208 in 14 games) 1971

### Most Points Allowed, Season

440 2008

435 2004

425 2012

424 2009

### Highest Scoring Average, Season

27.5 (440 in 16 games) 2008

27.2 (435 in 16 games) 2004

26.9 (376 in 14 games) 1976

26.6 (425 in 16 games) 2012

26.5 (424 in 16 games) 2009

### Most Points Allowed, Game

54 vs. Buffalo Nov. 23, 2008

54 at L.A. Rams Nov. 19, 2018

51 at Seattle Nov. 27, 1983 (OT)

50 at Buffalo Oct. 3, 1976

49 at Oakland Nov. 5, 2000

49 at Denver Nov. 14, 2010

### Most First-Half Points Allowed, Game

35 at San Diego Oct. 25, 1987

35 at Denver Nov. 14, 2010

34 vs. Seattle Dec. 11, 1977

31 Seven times, last at Pittsburgh Oct. 15, 2006

### Fewest First-Half Points Allowed, Season

74 1969

95 1982 (9 games)

97 1965

101 1973

103 1968

### Most First-Quarter Points Allowed, Season

101 1998

95 1976, 2012

93 2009

92 1997

88 1987

### Fewest First-Quarter Points Allowed, Season

29 1963, 1969

30 1973

32 1970

33 1965, 1966

37 1984

### Most First-Quarter Points Allowed, Game

31 at Buffalo Sept. 13, 1962

22 at Pittsburgh Oct. 2, 2016

21 at Denver Nov. 16, 1986

21 at Denver Nov. 14, 2010

17 vs. Oakland Nov. 23, 1967

17 at Denver Oct. 27, 1996

17 vs. Pittsburgh Sept. 14, 2003

17 at Denver Sept. 26, 2005

17 vs. San Diego Sept. 30, 2012

### Most Second-Quarter Points Allowed, Season

152 2004

141 2008

135 1985

133 1999

131 2018

127 1961, 1984

### Fewest Second-Quarter Points Allowed, Season

45 1969

55 1979, 1982 (9 games)

57 1968, 1992

59 1995

64 1965

### Most Second-Quarter Points Allowed, Game

28 vs. San Diego Nov. 15, 1964

28 vs. Oakland Oct. 16, 1966

28 at Baltimore Dec. 21, 1980

28 at Seattle Nov. 4, 1984

28 at Seattle Sept. 11, 1988

24 at Oakland Nov. 3, 1968

### Most Third-Quarter Points Allowed, Season

106 2008, 2012

103 2001

100 2009

98 1975, 2018

95 2011

### Fewest Third-Quarter Points Allowed, Season

22 1971

29 1995

31 1982 (9 games)

34 1974

35 1973

### Most Third-Quarter Points Allowed, Game

28 at Houston Oct. 24, 1965

22 at Boston Nov. 18, 1960

21 Nine times; Last at Baltimore Sept. 13, 2009

### Most Fourth-Quarter Points Allowed, Season

139 1961

136 2018

130 1983, 2002

129 2004

127 1976

121 1985

### Fewest Fourth-Quarter Points Allowed, Season

27 1968

44 1997

54 2013

56 1973

57 1960, 1962, 1981

### Most Fourth-Quarter Points Allowed, Game

24 at New Orleans Sept. 8, 1985

22 vs. Denver Nov. 1, 1964

21 13 times; Last at Houston Oct. 8, 2017

### Most Second-Half Points Allowed, Game

38 at Houston Oct. 24, 1965

37 at Seattle\* Nov. 27, 1983

35 vs. San Diego Oct. 20, 1963

35 vs. Pittsburgh Nov. 7, 1976

31 at Miami Sept. 22, 1985

31 at Miami Dec. 12, 1994

31 vs. San Diego Nov. 24, 2013

31 at L.A. Rams Nov. 19, 2018

\*Includes three in OT

### Fewest Second-Half Points Allowed, Season



# REGULAR TEAM DEFENSIVE

67	1968		
89	1982 (9 games)		
91	1973, 1997		
96	1971		
101	1972		
Fewest Touchdowns Allowed, Season			
18	1968		
19	1969		
21	1971		
Most Touchdowns Allowed, Season			
53	2004		
51	1976		
51	2018		
49	2008		
48	2009		
47	2012		
Most Touchdowns Allowed, Game			
7	at Buffalo Oct. 3, 1976		
7	at Oakland Nov. 5, 2000		
7	at Denver Nov. 14, 2010		
6	16 times; Last at Pittsburgh Oct. 2, 2016		
Most Shutouts, Season			
3	1960		
2	1967, 1969		
Most Consecutive Shutouts			
2	1960 Dec. 4-11, 1960		
Most Games Allowed 10 Points or Less, Season			
9	1968		
7	1969		
6	1973, 1979, 1990, 1995		
Most Consecutive Games Allowed 10 Points or Less			
5	1968		
3	1960, 1968, 1995, 1997		
Largest Opponent Comeback Victories			
Opponent	Deficit	Final	Date
21 vs. Tampa Bay	24-3	27-30 (OT)	Nov. 2, 2008
18 vs. Philadelphia	24-6	31-37	Oct. 2, 2005
18 vs. San Diego	21-3	21-22	Dec. 14, 2008
17 at Houston	17-0	36-38	Oct. 24, 1965
17 vs. L.A. Raiders	17-0	17-24	Oct. 5, 1986
17 at Chicago	17-0	27-28	Nov. 13, 1977
17 at San Diego	34-17	37-38	Nov. 22, 1998
17 vs. Oakland	17-0	38-41 (OT)	Jan. 2, 2000

## First Downs

<b>Fewest First Downs Allowed, Season</b>	
170	1982 (9 games)
181	1969
200	1965
204	1964
<b>Most First Downs Allowed, Season</b>	
419	2018
367	2002
352	2017
344	1987, 2008, 2019
342	2016
336	1985
<b>Fewest First Downs Allowed, Game</b>	
5	vs. Oakland Dec. 7, 1997
6	at Boston Sept. 21, 1969
6	vs. Boston Oct. 11, 1970
6	at Chicago Dec. 29, 1990
7	10 times; Last at Washington Oct. 18, 2009
<b>Most First Downs Allowed, Game</b>	

35	vs. San Diego	Oct. 19, 1986
35	vs. Houston	Oct. 13, 2019
34	at Denver	Nov. 18, 1974
34	at Cleveland	Oct. 30, 1977
<b>Fewest Rushing First Downs Allowed, Season</b>		
52	1968	
53	1969	
67	1965	
<b>Most Rushing First Downs Allowed, Season</b>		
169	1977	
162	1988	
149	1975	
<b>Fewest Rushing First Downs Allowed, Game</b>		
*0	vs. Houston	Dec. 4, 1960
0	vs. Buffalo	Dec. 3, 1967
0	at Denver	Oct. 3, 1971
0	at Oakland	Dec. 3, 1995
0	vs. Oakland	Dec. 7, 1997
0	vs. St. Louis	Dec. 8, 2002
0	vs. N.Y. Jets	Sept. 11, 2005
1	19 times; Last vs. Oakland	Dec. 24, 2011
*NFL RECORD		
<b>Most Rushing First Downs Allowed, Game</b>		
21	vs. Pittsburgh	Nov. 7, 1976
20	at Oakland	Dec. 28, 2002
19	at Cleveland	Oct. 30, 1977
<b>Fewest Passing First Downs Allowed, Season</b>		
92	1982 (9 games)	
95	1973	
111	1969, 1970	
<b>Most Passing First Downs Allowed, Season</b>		
247	2018	
227	2002	
209	2016	
204	2017	
202	2000	
195	2008	
<b>Fewest Passing First Downs Allowed, Game</b>		
*0	at Houston	Oct. 9, 1988
0	vs. San Diego	Sept. 20, 1998
2	8 times; Last at Denver	Jan. 1, 2012
*NFL RECORD		
<b>Most Passing First Downs Allowed, Game</b>		
25	at Denver	Nov. 18, 1974
25	at Denver	Nov. 14, 2010
25	at Pittsburgh	Sept. 16, 2018
23	at Oakland	Oct. 19, 2017
23	at L.A. Chargers	Sept. 9, 2018
22	at Cincinnati	Dec. 6, 1987
22	vs. Philadelphia	Oct. 2, 2005
<b>Fewest Penalty First Downs Allowed, Season</b>		
9	1982 (9 games)	
11	1964	
13	1980	
<b>Most Penalty First Downs Allowed, Season</b>		
*56	1998	
43	2018	
40	2004	
39	2019	
36	1993, 2017	
34	2015	
33	1987	
*NFL RECORD		
<b>Most Penalty First Downs Allowed, Game</b>		

# REGULAR TEAM DEFENSIVE

7 2 times; Last N.Y. Jets Dec. 11, 2011  
6 12 times; Last vs. Indianapolis Oct. 6, 2019

## Net Yards Allowed Passing and Rushing

### Fewest Yards Allowed, Season

2,733 1982 (9 games)

3,163 1969

3,575 1973

3,667 1970

3,749 1965

### Most Yards Allowed, Season

6,488 2018

6,291 2008

6,248 2002

6,211 2009

6,037 2004

5,896 2016

### Fewest Yards Allowed, Game

89 vs. Seattle Dec. 24, 1995

91 vs. Houston Oct. 12, 1969

93 vs. Oakland Dec. 7, 1997

100 at Boston Sept. 21, 1969

105 vs. Boston Dec. 14, 1963

105 vs. Boston Oct. 11, 1970

### Most Yards Allowed, Game

563 vs. Houston Dec. 16, 1990

542 at N.Y. Jets Oct. 2, 1988 (OT)

542 at Tennessee Dec. 13, 2004

541 at L.A. Chargers Sept. 9, 2018

539 at Oakland Nov. 3, 1968

539 vs. Oakland Oct. 3, 1977

535 vs. Denver Dec. 1, 2013

### Fewest Plays Allowed, Season

556 1982 (9 games)

808 1969

813 1971

### Most Plays Allowed, Season

1,159 1984

1,126 1985

1,109 2018

1,102 1981

### Fewest Plays Allowed, Game

39 vs. Houston Oct. 22, 1967

39 vs. Oakland Dec. 7, 1997

40 vs. Cincinnati Oct. 13, 1968

40 at Boston Sept. 21, 1969

### Most Plays Allowed, Game

97 at N.Y. Jets Oct. 2, 1988 (OT)

95 vs. San Diego Oct. 19, 1986

91 vs. Chicago Nov. 8, 1981

## Rushing

### Fewest Rushing Attempts Allowed, Season

279 1982 (9 games)

316 1969

343 1967

### Most Rushing Attempts Allowed, Season

634 1977

609 1988

601 1978

### Fewest Rushing Attempts Allowed, Game

9 at Oakland Dec. 5, 2004

11 at New Orleans Sept. 4, 1994

11 at Oakland Dec. 3, 1995

11 vs. Oakland Dec. 10, 2017

12 at N.Y. Jets Nov. 27, 1966

12 at Seattle Nov. 28, 2010

### Most Rushing Attempts Allowed, Game

65 at Buffalo Oct. 29, 1973

62 at Tampa Bay Dec. 16, 1979

61 at Oakland Dec. 8, 1973

61 vs. Chicago Nov. 8, 1981

### Fewest Rushing Yards Allowed, Season

980 1960

1,066 1982 (9 games)

1,091 1969

### Fewest Rushing Yards Per Game Allowed, Season

70.0 (980 in 14 games) 1960

77.9 (1,091 in 14 games) 1969

82.9 (1,327 in 16 games) 1995

### Most Rushing Yards Allowed, Season

2,971 1977

2,861 1976

2,712 1975

### Most Rushing Yards Per Game Allowed, Season

211.8 (2,971 in 14 games) 1977

204.4 (2,861 in 14 games) 1976

193.7 (2,712 in 14 games) 1975

### Fewest Rushing Yards Allowed, Game

-27 vs. Houston Dec. 4, 1960

3 at San Diego Nov. 19, 1961

8 at Oakland Dec. 3, 1995

### Most Rushing Yards Allowed, Game

351 vs. Cleveland Dec. 20, 2009

332 vs. Tennessee Oct. 19, 2008

330 vs. Pittsburgh Nov. 7, 1976

322 at Cleveland Oct. 30, 1977

300 vs. Oakland Sept. 14, 2008

### Fewest Individual 100-Yard Games Allowed, Season

0 1960, 1969, 1971, 1981, 1995

### Most Individual 100-Yard Games Allowed, Season

9 2003

8 1976, 1977, 2007

### Fewest Rushing Touchdowns Allowed, Season

4 1968

5 2016

6 1969, 1971

7 1982 (9 games), 1995, 2013, 2015

### Most Rushing Touchdowns Allowed, Season

25 2008

24 1975, 1976

23 1977, 1988

### Most Rushing Touchdowns Allowed, Game

5 vs. Pittsburgh Nov. 7, 1976

5 at Denver Dec. 7, 2003

4 7 times; Last vs Baltimore Sept. 22, 2019

## Passing

### Fewest Pass Attempts Allowed, Season

262 1982 (9 games)

324 1973

325 1975

333 1977

### Most Pass Attempts Allowed, Season

632 2018

616 2002

607 2015

# REGULAR TEAM DEFENSIVE

598 2016

596 1995

592 2013

## Fewest Pass Attempts Allowed, Game

8 vs. Denver Nov. 13, 2011

9 at N.Y. Jets Nov. 7, 1971

9 vs. Oakland Dec. 8, 1974

10 vs. L.A. Raiders Sept. 16, 1973

10 at San Diego Dec. 18, 1988

## Most Pass Attempts Allowed, Game

65 vs. San Diego Oct. 19, 1986

61 vs. Seattle Sept. 29, 1985

61 vs. Jacksonville Oct. 7, 2018

60 at Oakland Oct. 5, 1980

60 at Pittsburgh Sept. 16, 2018

## Fewest Pass Completions Allowed, Season

155 1982 (9 games)

157 1973

175 1977

186 1972, 1975

195 1970

## Most Pass Completions Allowed, Season

406 2018

403 2002

352 2019

350 2016

348 2008

349 2015

334 2013

## Fewest Pass Completions Allowed, Game

1 vs. San Diego Sept. 20, 1998

2 vs. Denver Nov. 13, 2011

3 vs. Houston Oct. 22, 1967

3 at N.Y. Jets Nov. 7, 1971

3 vs. Oakland Dec. 8, 1974

4 at San Diego Nov. 2, 1986

4 at Houston Oct. 9, 1988

## Most Pass Completions Allowed, Game

39 at New England Sept. 22, 2002

39 at Pittsburgh Sept. 16, 2018

37 vs. San Diego Dec. 22, 1985

37 vs. San Diego Oct. 19, 1986

37 vs. New Orleans Oct. 23, 2016

35 vs. Oakland Oct. 27, 2002

34 vs. L.A. Raiders Sept. 12, 1985

34 vs. San Diego Dec. 14, 2008

34 at L.A. Chargers Sept. 9, 2018

## Fewest Net Passing Yards Allowed, Season

1,619 1973

1,667 1982 (9 games)

1,942 1973

2,010 1970

## Most Net Passing Yards Allowed, Season

4,374 2018

4,203 2004

4,181 2002

3,962 2013

3,958 2016

3,952 2017

## Fewest Net Passing Yards Allowed, Game

-19 vs. San Diego Sept. 20, 1998

9 vs. N.Y. Jets Nov. 7, 1971

12 vs. Oakland Dec. 8, 1974

## Most Net Passing Yards Allowed, Game

505 vs. Houston Dec. 16, 1990

472 vs. Indianapolis Oct. 31, 2004

469 at Oakland Nov. 3, 1968

## Fewest Individual 300-Yard Games Allowed, Season

0 1962, 1970, 1971, 1972, 1973, 1974, 1977, 1978, 1988, 2000

## Most Individual 300-Yard Games Allowed, Season

8 2002

## Fewest Passing Touchdowns Allowed, Season

10 1969

11 1971, 1973

12 1982 (9 games), 1988

## Most Passing Touchdowns Allowed, Season

32 2004

30 2018

29 2012

27 2002

25 1964, 1976, 1980, 1987, 2000, 2005, 2009, 2013, 2015

24 1999

## Most Passing Touchdowns Allowed, Game

5 vs. Indianapolis Oct. 31, 2004

5 at Denver Nov. 14, 2010

5 vs. Denver Dec. 1, 2013

5 at Green Bay Sept. 28, 2015

5 at Pittsburgh Oct. 2, 2016

4 17 times; Last at L.A. Rams Nov. 19, 2018

## Sacks

### Most Seasons Leading League

4 1960, 1965, 1969, 1990

### Most Sacks, Season

60.0 1990

54.0 1997

52.0 2018

51.0 2000

50.0 1984, 1992

### Fewest Sacks, Season

\*10.0 2008

15.0 1982 (9 games)

22.0 1976, 2009

23.0 1988

\*NFL RECORD

### Most Sacks, Game

11.0 vs. Cleveland Sept. 30, 1984

10.0 vs. Oakland Sept. 6, 1998

9.0 at Buffalo Nov. 2, 1969

9.0 vs. Seattle Nov. 11, 1990

9.0 vs. Oakland Oct. 13, 2013

9.0 at Denver Oct. 17, 2019

### Most Opponents Yards Lost Attempting to Pass, Season

439 1968

### Fewest Opponents Yards Lost Attempting to Pass, Season

62 2008

120 1982 (9 games)

137 2009

## Interceptions By

### Most Consecutive Seasons Leading League

5 1966-70

### Most Passes Intercepted By, Season

37 1968

33 1966

32 1960, 1962, 1969

# REGULAR TEAM DEFENSIVE

## Fewest Passes Intercepted By, Season

7	2012
11	1987
12	1982 (9 games), 1994

## Most Passes Intercepted By, Game

7	at San Diego	Dec. 8, 1968
6	8 times; Last vs. New York Jets	Sept. 25, 2016

## Most Consecutive Games, One or More Interceptions By

23	1967-69
18	1966-67
16	1982-83

## Most Yards Returning Interceptions, Season

596	1969
578	1967
567	1986

## Fewest Yards Returning Interceptions, Season

119	2012
124	2006
140	1987
141	2019

## Most Yards Returning Interceptions, Game

188	vs. N.Y. Titans	Dec. 17, 1961
162	at Oakland	Dec. 6, 2015
142	vs. L.A. Raiders	Oct. 28, 1991
136	vs. Seattle	Dec. 11, 1977

## Most Touchdowns Returning Interceptions, Season

6	1992
5	1972, 1974, 1999, 2013
4	1960, 1967, 1986, 1997, 2015, 2016

## Most Touchdowns Returning Interceptions, Game

2	vs. N.Y. Titans	Dec. 17, 1961
2	at Denver	Oct. 1, 1972
2	at Denver	Dec. 19, 1982
2	vs. San Diego	Oct. 19, 1986
2	vs. Denver	Dec. 27, 1992
2	at Baltimore	Oct. 21, 1999
2	at Denver	Jan. 3, 2010
2	at Oakland	Oct. 23, 2011

## Most Touchdowns Returning Interceptions, Both Teams, Game

*4	Kansas City (0) at Seattle (4)	Nov. 4, 1984
3	Kansas City (2) vs. San Diego (1)	Oct. 19, 1986

\*NFL RECORD

## Opponents Interceptions

### Most Yards, Interception Returns Opponents, Season

688	1984
Most Yards Interception Returns, Opponent, Game	
*325	at Seattle Nov. 4, 1984

\*NFL RECORD

### Most Touchdowns Returning Interceptions Opponents, Season

7	1984
---	------

### Most Touchdowns Returning Interceptions Opponent, Game

*4	at Seattle	Nov. 4, 1984
----	------------	--------------

\*NFL RECORD

## Punting

### Most Opponents Punts, Season

102	1995
98	1999
94	1969

### Fewest Opponents Punts, Season

### 38 1982 (9 games)

50	2008
52	2018
55	1962

### Lowest Opponents Average Distance, Season

37.0	1986, 1990
38.6	1982 (9 games)
38.9	1981

### Highest Opponents Average Distance, Season

47.6	2011
46.8	2012
46.6	2013
45.7	2005
45.2	2010

### Most Opponents Punts Blocked, Season

6	1990
4	1986
3	1963, 1982
2	1966, 1979, 1980, 1989, 1997, 2001, 2002, 2006

### Most Opponents Punts Blocked, Game

3	vs. Denver	Dec. 8, 1963
2	at Seattle	Sept. 30, 1979
2	vs. Cleveland	Sept. 30, 1990

## Punt Returns

### Most Opponents Punt Returns, Season

60	1984
55	1974, 1976
54	1983

### Most Opponents Punt Returns, Game

9	at Cincinnati	Nov. 24, 1974
---	---------------	---------------

### Fewest Punt Return Yards Allowed, Season

89	2019
97	2018
157	1960, 2016
164	2017
170	2015
179	2005
190	1991

### Most Punt Return Yards Allowed, Season

702	1977
634	1974
572	1986

### Most Punt Return Yards Allowed, Game

170	at San Diego	Sept. 26, 1965
-----	--------------	----------------

### Lowest Punt Return Average Allowed, Season

4.68	(19-89)	2019
5.23	(30-157)	2016
5.71	(17-97)	2018
5.81	(27-157)	1960
6.37	(46-293)	1981
6.43	(49-315)	1979
6.47	(38-246)	2013

### Highest Punt Returns Average Allowed, Season

15.36	(22-338) (9 games)	1982
14.93	(29-433)	1965
14.04	(50-702)	1977

### Most Punt Returns Touchdowns Allowed, Season

2	1982, 1990, 2004, 2012
---	------------------------

## Kickoff Returns

### Fewest Opponents Kickoff Returns, Season

25	2011, 2017
27	2012



# REGULAR TEAM DEFENSIVE

35	2016
36	2018
37	2019
40	1973
42	1982 (9 games)
<b>Most Opponents Kickoff Returns, Season</b>	
88	2002
87	2003
85	2004
84	1966
<b>Fewest Kickoff Return Yards Allowed, Season</b>	
486	2017
605	2011
690	2012
725	2019
794	1982 (9 games)
809	2018
843	2016
958	1977
<b>Most Kickoff Return Yards Allowed, Season</b>	
2,053	2005
2,045	1966
2,043	2003
1,908	2004
1,880	2002
<b>Most Kickoff Return Yards Allowed, Game</b>	
289	at Denver Sept. 7, 1963
278	vs. Cleveland Dec. 20, 2009
<b>Lowest Kickoff Return Average Allowed, Season</b>	
17.17 (81-1,391)	1990
18.00 (71-1,278)	1986
18.57 (23-427)	2017
18.80 (64-1,203)	1992
<b>Highest Kickoff Return Average Allowed, Season</b>	
25.78 (40-1,031)	1973
25.56 (27-690)	2012
25.37 (54-1,370)	1974
<b>Most Kickoff Return Touchdowns Allowed, Season</b>	
2	1988
2	1989
2	2009

## Blocked Field Goals

<b>Most Blocked Field Goals, Season</b>	
6	1960
5	1966
4	1962, 1965, 1973
3	1963, 1967, 1996
2	1982 (9 games), 1986, 1992, 1993, 2003
<b>Most Blocked Field Goals, Game</b>	
3	at San Diego Oct. 15, 1967
2	vs. Buffalo Dec. 18, 1960
2	at Oakland Nov. 3, 1963
2	at Oakland Sept. 18, 1966

2	at San Diego	Oct. 15, 1967
2	at Green Bay	Oct. 4, 1973
2	at San Diego	Oct. 17, 1993
2	at San Diego	Nov. 30, 2003

## Fumbles

<b>Fewest Opponents Fumbles, Season</b>	
16	1971
18	1984, 2011
19	2000, 2012, 2015, 2017
<b>Fewest Opponents Fumbles Recovered, Season</b>	
6	2011, 2012
7	1971, 2015, 2019
8	1966, 2004, 2007
9	2010
10	1982 (9 games), 1996, 2017
<b>Most Opponents Fumbles, Season</b>	
42	1981
40	1975
39	1977
<b>Most Opponents Fumbles Recovered, Season</b>	
26	1994
25	1990
23	1977

## Turnovers

<b>Fewest Opponents Turnovers, Season</b>	
13	2012
21	2004
22	1982 (9 games), 2007
23	2010, 2019
26	2001, 2011, 2017
<b>Most Opponents Turnovers, Season</b>	
51	1983
49	1962, 1968, 1986
<b>Most Opponents Turnovers, Game</b>	
9	vs. Houston Oct. 28, 1962
9	vs. Houston Oct. 12, 1969
9	vs. St. Louis Oct. 2, 1983
<b>Best Turnover Ratio, Season</b>	
26 (45 takes/19 gives)	1990
22 (49 takes/27 gives)	1968
21 (45 takes/21 gives)	1999
18 (49 takes/31 gives)	1962
18 (39 takes/21 gives)	1992
18 (36 takes/18 gives)	2013
<b>Worst Turnover Ratio, Season</b>	
-24 (13 takes/37 gives)	2012
-13 (28 takes/41 gives)	1987
-11 (22 takes/33 gives)	2007
-8 (33 takes/41 gives)	1965
-8 (33 takes/41 gives)	1989

## Single Game

### Pass Attempts (All 50+)

61 Blake Bortles, Jacksonville	Oct. 7, 2018
60 Ben Roethlisberger, Pittsburgh	Sept. 16, 2018
58 Mark Hermann, San Diego	Dec. 22, 1985
56 Kyle Orton, Denver	Jan. 3, 2010
55 Rich Gannon, Oakland	Oct. 27, 2002
54 Steve DeBerg, Tampa Bay	Oct. 28, 1984
54 Tom Brady, New England	Sept. 22, 2002
52 Jim Plunkett, Oakland	Oct. 5, 1980
52 Derek Carr, Oakland	Oct. 19, 2017
52 Philip Rivers, L.A. Chargers	Nov. 18, 2019
51 Philip Rivers, L.A. Chargers	Sept. 9, 2018
50 Brian Griese, Denver	Oct. 20, 2002

### Pass Completions (All 30+)

39 Tom Brady, New England	Sept. 22, 2002
39 Ben Roethlisberger, Pittsburgh	Sept. 16, 2018
37 Mark Hermann, San Diego	Dec. 22, 1985
37 Drew Brees, New Orleans	Oct. 23, 2016
35 Rich Gannon, Oakland	Oct. 27, 2002
34 Jim Plunkett, Oakland	Sept. 12, 1985
34 Philip Rivers, San Diego	Dec. 14, 2008
34 Philip Rivers, L.A. Chargers	Sept. 9, 2018
33 Drew Bledsoe, New England	Dec. 4, 2000
33 Donovan McNabb, Philadelphia	Oct. 2, 2005
33 Blake Bortles, Jacksonville	Oct. 7, 2018
32 Jay Cutler, Denver	Dec. 7, 2008
32 Ben Roethlisberger, Pittsburgh	Nov. 22, 2009
32 Kyle Orton, Denver	Jan. 3, 2010
31 Jim Zorn, Seattle	Sept. 27, 1981
31 Rich Gannon, Oakland	Sept. 9, 2001
31 Marc Bulger, St. Louis	Nov. 5, 2006
31 Jeff Garcia, Tampa Bay	Nov. 2, 2008
31 Derek Carr, Oakland	Dec. 6, 2015
31 Jared Goff, L.A. Rams	Nov. 19, 2018
31 Philip Rivers, L.A. Chargers	Dec. 29, 2019
30 Dan Fouts, San Diego	Oct. 14, 1984
30 Tony Romo, Dallas	Sept. 15, 2013
30 Deshaun Watson, Houston	Oct. 13, 2019

### Passing Yards (All 400+)

527 Warren Moon, Houston	Dec. 16, 1990
472 Peyton Manning, Indianapolis	Oct. 31, 2004
452 Ben Roethlisberger, Pittsburgh	Sept. 16, 2018
445 Charley Johnson, Denver	Nov. 18, 1974
431 Kyle Orton, Denver	Jan. 3, 2010
430 Blake Bortles, Jacksonville	Oct. 7, 2018
426 Billy Volek, Tennessee	Dec. 13, 2004
424 Philip Rivers, L.A. Chargers	Sept. 9, 2018
417 Derek Carr, Oakland	Oct. 19, 2017
413 Pete Beathard, Houston	Sept. 9, 1968
413 Jared Goff, L.A. Rams	Nov. 19, 2018
410 Tom Brady, New England	Sept. 22, 2002
403 Peyton Manning, Denver	Dec. 1, 2013
400 John Elway, Denver	Dec. 6, 1998

### Touchdown Passes

5 George Blanda, Houston	Oct. 24, 1965
5 Peyton Manning, Indianapolis	Oct. 31, 2004
5 Peyton Manning, Denver	Dec. 1, 2013
5 Aaron Rodgers, Green Bay	Sept. 28, 2015
5 Ben Roethlisberger, Pittsburgh	Oct. 2, 2016
5 Deshaun Watson, Houston	Oct. 8, 2017

### Interceptions Thrown

6 John Hadl, San Diego	Dec. 8, 1968
6 Ryan Fitzpatrick, N.Y. Jets	Sept. 25, 2016
5 George Blanda, Houston	Oct. 28, 1962
5 John Hadl, San Diego	Dec. 16, 1962
5 Babe Parilli, Boston	Dec. 14, 1963
5 George Blanda, Houston	Oct. 4, 1964
5 Pete Beathard, Houston	Oct. 12, 1969
5 Marty Domres, San Diego	Nov. 9, 1969
5 Alan Pastrana, Denver	Dec. 6, 1970
5 James Harris, San Diego	Nov. 26, 1978
5 Jim Plunkett, Oakland	Oct. 5, 1980
5 Jim Zorn, Seattle	Nov. 9, 1980
5 Dave Krieg, Seattle	Dec. 9, 1984
5 John Elway, Denver	Dec. 14, 1985

### Long Pass (All 80+)

90 N. Johnson to R. Upchurch, Denver	Sept. 21, 1975
89 J. Kemp to E. Dubenion, Buffalo	Oct. 13, 1963
87 S. McNair to M. Clayton, Baltimore	Dec. 10, 2006
87 M. Hasselbeck to B. Obomanu, SEA	Nov. 28, 2010
82 J. Lee to A. Denson, Denver	Nov. 1, 1964
82 D. Lamonica to F. Biletnikoff, Oakland	Nov. 3, 1968
82 B. Griese to S. Sharpe, Denver	Oct. 20, 2002
80 J. Lee to B. Groman	Oct. 22, 1961
80 S. Wyche to B. Trumpy	Sept. 28, 1969

### Pass Receptions

16 Troy Brown, New England	Sept. 22, 2002
14 Kellen Winslow, San Diego	Dec. 11, 1983
14 Jabar Gaffney, Denver	Jan. 3, 2010
13 Joe Washington, Baltimore	Sept. 2, 1979
13 Terrance Mathis, Atlanta	Sept. 18, 1994
13 Tim Brown, Oakland	Oct. 27, 2002
13 Steven Jackson, St. Louis	Nov. 5, 2006

### Receiving Yards (All 200+)

250 Miles Austin, Dallas	Oct. 11, 2009
245 Haywood Jeffires, Houston	Dec. 16, 1990
233 Drew Bennett, Tennessee	Dec. 13, 2004
232 Lance Alworth, San Diego	Oct. 20, 1963
214 Shannon Sharpe, Denver	Oct. 20, 2002
213 Jabar Gaffney, Denver	Jan. 3, 2010
210 Amari Cooper, Oakland	Oct. 19, 2017
203 Don Maynard, N.Y. Jets	Sept. 15, 1968

### Touchdown Receptions

4 Eric Decker, Denver	Dec. 1, 2013
3 Bob Chandler, Buffalo	Oct. 3, 1976
3 Kellen Winslow, San Diego	Dec. 11, 1983
3 Shannon Sharpe, Denver	Dec. 12, 1993
3 Drew Bennett, Tennessee	Dec. 13, 2004
3 Antonio Gates, San Diego	Oct. 30, 2005
3 Randall Cobb, Green Bay	Sept. 28, 2015
3 DeAndre Hopkins, Houston	Oct. 8, 2017

### Rushing Attempts

39 O.J. Simpson, Buffalo	Oct. 29, 1973
39 Ricky Bell, Tampa Bay	Dec. 16, 1979
39 Marion Butts, San Diego	Dec. 17, 1989

### Rushing Yards (All 200+)

286 Jerome Harrison, Cleveland	Dec. 20, 2009
220 Tiki Barber, N.Y. Giants	Dec. 17, 2005
218 Clinton Portis, Denver	Dec. 7, 2003
217 Gary Anderson, San Diego	Dec. 18, 1988
214 Greg Pruitt, Cleveland	Dec. 14, 1975
207 Curt Warner, Seattle	Nov. 27, 1983 (OT)

### Rushing Touchdowns

5 Clinton Portis, Denver	Dec. 7, 2003
3 Jon Keyworth, Denver	Nov. 18, 1974

# REGULAR OPPONENT INDIVIDUAL

3	Greg Pruitt, Cleveland	Dec. 14, 1975
3	Pete Banaszak, Oakland	Dec. 21, 1975
3	Walter Payton, Chicago	Nov. 13, 1977
3	Curt Warner, Seattle	Nov. 27, 1983 (OT)
3	Marcus Allen, L.A. Raiders	Nov. 25, 1990
3	Rodney Hampton, N.Y. Giants	Dec. 19, 1992
3	Terrell Davis, Denver	Dec. 6, 1998
3	Curtis Martin, N.Y. Jets	Nov. 11, 2001
3	Clinton Portis, Denver	Dec. 15, 2002
3	Onterio Smith, Minnesota	Dec. 20, 2003
3	Michael Pittman, Tampa Bay	Nov. 7, 2004
3	Michael Turner, Atlanta	Sept. 21, 2008
3	LenDale White, Tennessee	Oct. 19, 2008
3	Jerome Harrison, Cleveland	Dec. 20, 2009
3	Jeremy Hill, Cincinnati	Oct. 4, 2015
3	Mike Gillislee, New England	Sept. 7, 2017
3	Mark Ingram, Baltimore	Sept. 22, 2019
<b>Long Run (All 80+)</b>		
87	Paul Lowe, San Diego	Sept. 10, 1961
85	LaDainian Tomlinson, San Diego	Dec. 17, 2006
80	LenDale White, Tennessee	Oct. 19, 2008
<b>Total Touchdowns</b>		
5	Clinton Portis, Denver	Dec. 7, 2003
4	Clinton Portis, Denver	Dec. 15, 2002
4	Eric Decker, Denver	Dec. 1, 2013
<b>Interceptions Made</b>		
4	Deltha O'Neal, Denver	Oct. 7, 2001
3	David Fulcher, Cincinnati	Oct. 1, 1989
<b>Long Interception Return (All 100+)</b>		

102	Marcus Coleman, Houston	Sept. 26, 2004
101	Tony Greene, Buffalo	Oct. 3, 1976
100	Speedy Duncan, San Diego	Oct. 15, 1967
<b>Long Punt Return</b>		
95	Johnny Bailey, Chicago	Dec. 29, 1990
<b>Long Kickoff Return (All 100+)</b>		
103	Joshua Cribbs, Cleveland	Dec. 20, 2009
100	Nemiah Wilson, Denver	Oct. 8, 1966
100	Joshua Cribbs, Cleveland	Dec. 20, 2009
<b>Long Punt (All 80+)</b>		
83	Chris Norman, Denver	Sept. 23, 1984
82	Paul Maguire, San Diego	Nov. 5, 1961
<b>Long Field Goal (All 55+)</b>		
59	Matt Bryant, Atlanta	Dec. 4, 2016
57	Sebastian Janikowski, Oakland	Dec. 16, 2012
56	Sebastian Janikowski, Oakland	Sept. 14, 2008
56	Matt Prater, Denver	Sept. 28, 2008
55	John Kasay, Seattle	Jan. 2, 1994
55	Kris Brown, Pittsburgh	Oct. 14, 2001
55	Sebastian Janikowski, Oakland	Nov. 25, 2007
55	Nate Kaeding, San Diego	Nov. 29, 2009
<b>Times Sacked (All 10.0+)</b>		
11	Paul McDonald, Cleveland	Sept. 30, 1984
10	Jeff George, Oakland	Sept. 6, 1998
<b>Touchdowns On Interception Returns</b>		
2	Dave Brown, Seattle	Nov. 4, 1984
<b>Fumbles</b>		
6	Dave Krieg, Seattle	Nov. 5, 1989

# PLAYOFF INDIVIDUAL

## Service

### Most Games Played, Career

12	Dustin Colquitt	2005-19
10	John Alt	1984-96
10	Tim Grunhard	1990-00
10	Dave Szott	1990-00
10	Derrick Thomas	1989-99
10	Anthony Sherman	2013-19
9	Dan Saleaumua	1989-96
9	Tracy Simien	1991-97
9	Neil Smith	1988-96
9	Travis Kelce	2013-19
9	Eric Fisher	2013-19
9	Daniel Sorensen	2014-19
9	James Winchester	2015-19
8	Len Dawson	1962-75
8	Jonathan Hayes	1985-93
8	Nick Lowery	1980-93
8	Johnny Robinson	1960-71
8	Kevin Ross	1984-93, '97
8	Jim Tyrer	1961-73
8	Will Shields	1993-06

## Scoring

### Most Points, Career

60	Damien Williams (5 games - 10 TDs)	2018-19
38	Harrison Butker (6 games - 4 FGs, 26 PATs)	2017-19
37	Nick Lowery (8 games - 8 FGs, 13 PATs)	1980-93
36	Travis Kelce (9 games - 6 TDs)	2013-19
35	Jan Stenerud (5 games - 9 FGs, 8 PATs)	1967-79
24	Cairo Santos (3 games - 6 FGs, 6 PATs)	2014-16
18	Mike Garrett (6 games - 3 TDs)	1966-70
18	Marcus Allen (6 games - 3 TDs)	1993-97
18	Knile Davis (3 games - 3 TDs)	2013-15
18	Tyreek Hill (7 games - 3 TDs)	2016-19
18	Patrick Mahomes (5 games - 3 TDs)	2017-19

### Most Points, Game

18	Damien Williams vs. New England	Jan. 20, 2019
18	Damien Williams vs. Houston	Jan. 12, 2020
18	Travis Kelce vs. Houston	Jan. 12, 2020
14	Ryan Succop at Indianapolis	Jan. 4, 2014
12	Abner Haynes vs. Houston	Dec. 23, 1962
12	Mike Garrett at Buffalo	Jan. 1, 1967
12	Ed Podolak vs. Miami	Dec. 25, 1971
12	Dante Hall vs. Indianapolis	Jan. 11, 2004
12	Priest Holmes vs. Indianapolis	Jan. 11, 2004
12	Knile Davis at Indianapolis	Jan. 4, 2014
12	Cairo Santos at Houston	Jan. 9, 2016
12	Damien Williams vs. San Francisco	Feb. 2, 2020
11	Jan Stenerud vs. Minnesota	Jan. 11, 1970

### Most Touchdowns, Career

10	Damien Williams (5 games)	2018-19
6	Travis Kelce (9 games)	2013-19
3	Marcus Allen (6 games)	1993-97
3	Mike Garrett (6 games)	1966-70
3	Knile Davis (3 games)	2013-16
3	Tyreek Hill (7 games)	2016-19
3	Patrick Mahomes (5 games)	2017-19

### Most Touchdowns, Game

3	Damien Williams vs. New England	Jan. 20, 2019
3	Damien Williams vs. Houston	Jan. 12, 2020
3	Travis Kelce vs. Houston	Jan. 12, 2020

2 Abner Haynes vs. Houston Dec. 23, 1962

2 Mike Garrett at Buffalo Jan. 1, 1967

2 Ed Podolak vs. Miami Dec. 25, 1971

2 Dante Hall vs. Indianapolis Jan. 11, 2004

2 Priest Holmes vs. Indianapolis Jan. 11, 2004

2 Knile Davis at Indianapolis Jan. 4, 2014

2 Damien Williams vs. San Francisco Feb. 2, 2020

### Most Points After Touchdown, Career

26 Harrison Butker (6 games - 27 Att.) 2017-19

13 Nick Lowery (8 games - 14 Att.) 1980-93

8 Jan Stenerud (5 games - 8 Att.) 1967-79

6 Ryan Succop (2 games - 6 Att.) 2009-13

6 Cairo Santos (3 games - 6 Att.) 2014-17

5 Mike Mercer (2 games - 5 Att.) 1966

### Most Points After Touchdown, Game

6 Harrison Butker vs. Houston (7 Att.) Jan. 12, 2020

5 Ryan Succop at Indianapolis (5 Att.) Jan. 4, 2014

5 Harrison Butker (5 Att.) Jan. 19, 2020

4 Mike Mercer at Buffalo (4 Att.) Jan. 1, 1967

4 Nick Lowery at Houston (4 Att.) Jan. 16, 1994

4 Morten Andersen vs. IND (4 Att.) Jan. 11, 2004

4 Harrison Butker vs. IND (4 Att.) Jan. 12, 2019

4 Harrison Butker vs. NE (4 Att.) Jan. 20, 2019

4 Harrison Butker vs. SF (4 Att.) Feb. 2, 2020

### Most Points After Touchdown, No Misses, Career

8 Jan Stenerud (5 games) 1967-79

### Most Field Goals Attempted, Career

17 Jan Stenerud (5 games - 17 Att.) 1967-79

12 Nick Lowery (8 games - 12 Att.) 1980-93

### Most Field Goals Attempted, Game

5 Jan Stenerud vs. N.Y. Jets Dec. 20, 1969

4 Nick Lowery vs. Miami Jan. 5, 1991

4 Jan Stenerud vs. Miami Dec. 25, 1971

### Most Field Goals, Career

9 Jan Stenerud (5 games - 17 Att.) 1967-79

8 Nick Lowery (8 games - 12 Att.) 1980-93

### Most Field Goals, Game

3 Jan Stenerud vs. Minnesota Jan. 11, 1970

3 Nick Lowery at Miami Jan. 5, 1991

3 Ryan Succop at Indianapolis Jan. 4, 2014

3 Cairo Santos at Houston Jan. 9, 2016

### Longest Field Goal

49 Cairo Santos at Houston Jan. 9, 2016

49 Cairo Santos at Houston Jan. 9, 2016

48 Jan Stenerud vs. Minnesota Jan. 11, 1970

48 Cairo Santos vs. Pittsburgh Jan. 15, 2017

43 Ryan Succop at Indianapolis Jan. 4, 2014

## Rushing

### Most Rushing Attempts, Career

100 Marcus Allen (6 games) 1993-97

81 Damien Williams (5 games) 2018-19

61 Mike Garrett (6 games) 1966-70

59 Barry Word (4 games) 1990-92

51 Wendell Hayes (5 games) 1968-74

41 Curtis McClinton (3 games) 1962-69

### Most Rushing Attempts, Game

33 Barry Word vs. L.A. Raiders Dec. 28, 1991

25 Damien Williams vs. Indianapolis Jan. 12, 2019

24 Curtis McClinton vs. Houston Dec. 23, 1962

24 Priest Holmes vs. Indianapolis Jan. 11, 2004

22 Wendell Hayes vs. Miami Dec. 25, 1971

21 Marcus Allen vs. Pittsburgh Jan. 8, 1994

21 Marcus Allen vs. Indianapolis Jan. 7, 1996



# PLAYOFF INDIVIDUAL

## Most Rushing Yards Gained, Career

386 Marcus Allen (6 games)	1993-97
355 Damien Williams (5 games)	2018-19
208 Wendell Hayes (5 games)	1968-74
197 Barry Word (4 games)	1990-92
186 Mike Garrett (6 games)	1966-70
176 Priest Holmes (1 game)	2001-07

## Most Rushing Yards Gained, Game

176 Priest Holmes vs. Indianapolis	Jan. 11, 2004
130 Barry Word vs. L.A. Raiders	Dec. 28, 1991
129 Damien Williams vs. Indianapolis	Jan. 12, 2019
104 Damien Williams vs. San Francisco	Feb. 2, 2020
100 Wendell Hayes vs. Miami	Dec. 25, 1971
94 Marcus Allen vs. Indianapolis	Jan. 7, 1996
85 Ed Podolak vs. Miami	Dec. 25, 1971

## Most Games, 100 or More Rushing Yards, Career

2 Damien Williams (5 games)	2018-19
1 Wendell Hayes (5 games)	1968-74
1 Barry Word (3 games)	1990-92
1 Priest Holmes (1 game)	2001-07

## Longest Run From Scrimmage

48 Priest Holmes vs. Indianapolis	Jan. 11, 2004
41 Jamaal Charles vs. Baltimore	Jan. 9, 2011
38 Damien Williams vs. San Francisco	Feb. 2, 2020
36 Tyreek Hill vs. Indianapolis	Jan. 12, 2019
33 Jack Spikes vs. Houston	Dec. 23, 1962
32 Ed Podolak vs. Miami	Dec. 25, 1971
27 Patrick Mahomes vs. Tennessee	Jan. 19, 2020
26 Christian Okoye at Miami	Jan. 5, 1991
26 Damien Williams vs. Houston	Jan. 12, 2020

## Most Rushing Touchdowns, Career

6 Damien Williams (5 games)	2018-19
3 Marcus Allen (6 games)	1993-97
3 Mike Garrett (6 games)	1966-70
3 Patrick Mahomes (5 games)	2017-19

## Most Rushing Touchdowns, Game

2 Mike Garrett at Buffalo	Jan. 1, 1967
2 Priest Holmes vs. Indianapolis	Jan. 11, 2004
2 Damien Williams vs. Houston	Jan. 12, 2020

## Passing

### Most Passes Attempted, Career

188 Len Dawson (8 games)	1962-75
185 Alex Smith (5 games)	2013-17
184 Patrick Mahomes (5 games)	2017-19
141 Joe Montana (4 games)	1993-94
64 Dave Krieg (4 games)	1992-93
54 Trent Green (2 games)	2001-06
53 Steve DeBerg (3 games)	1988-91

### Most Passes Attempted, Game

50 Alex Smith at New England	Jan. 16, 2016
46 Alex Smith at Indianapolis	Jan. 4, 2014
43 Joe Montana vs. Pittsburgh	Jan. 8, 1994
42 Patrick Mahomes vs. San Francisco	Feb. 2, 2020
41 Patrick Mahomes vs. Indianapolis	Jan. 12, 2019
38 Joe Montana at Houston	Jan. 16, 1994
37 Joe Montana at Miami	Dec. 31, 1994
37 Elvis Grbac vs. Denver	Jan. 4, 1998

### Most Passes Completed, Career

120 Alex Smith (5 games)	2013-17
115 Patrick Mahomes (5 games)	2017-19
107 Len Dawson (8 games)	1962-75
85 Joe Montana (4 games)	1993-94
33 Dave Krieg (4 games)	1992-93

32 Trent Green (2 games)	2001-06
--------------------------	---------

31 Steve DeBerg (3 games)	1988-91
---------------------------	---------

### Most Passes Completed, Game

30 Alex Smith at Indianapolis	Jan. 4, 2014
29 Alex Smith at New England	Jan. 16, 2016
28 Joe Montana vs. Pittsburgh	Jan. 8, 1994
27 Patrick Mahomes vs. Indianapolis	Jan. 12, 2019
26 Joe Montana at Miami	Dec. 31, 1994
26 Patrick Mahomes vs. San Francisco	Feb. 2, 2020
24 Elvis Grbac vs. Denver	Jan. 4, 1998
24 Alex Smith vs. Tennessee	Jan. 6, 2018

### Highest Completion Percentage, Career (100 attempts)

64.9 Alex Smith (5 games: 185-120)	2013-17
62.5 Patrick Mahomes (5 games: 184-115)	2017-19
60.3 Joe Montana (4 games: 141-85)	1993-94
56.9 Len Dawson (8 games: 188-107)	1962-75

### Highest Completion Percentage, Game (15 completions)

77.3 Alex Smith at Houston (22-17)	Jan. 9, 2016
72.7 Alex Smith vs. Tennessee (33-24)	Jan. 6, 2018
70.3 Joe Montana at Miami (37-26)	Dec. 31, 1994
69.2 Len Dawson vs. Miami (26-18)	Dec. 25, 1971

### Most Passing Yards, Career

1,497 Len Dawson (8 games)	1962-75
1,474 Patrick Mahomes (5 games)	2017-19
1,250 Alex Smith (5 games)	2013-17
1,014 Joe Montana (4 games)	1993-94
454 Dave Krieg (4 games)	1992-93

### Most Passing Yards, Game

378 Alex Smith at Indianapolis	Jan. 4, 2014
314 Joe Montana at Miami	Dec. 31, 1994
321 Patrick Mahomes vs. Houston	Jan. 12, 2020
299 Joe Montana at Houston	Jan. 16, 1994
295 Patrick Mahomes vs. New England	Jan. 20, 2019
294 Patrick Mahomes vs. Tennessee	Jan. 19, 2020
286 Patrick Mahomes vs. San Francisco	Feb. 2, 2020
278 Patrick Mahomes vs. Indianapolis	Jan. 12, 2019
276 Joe Montana vs. Pittsburgh	Jan. 4, 1994

### Longest Pass Completion

79 Alex Smith at Indianapolis (to Donnie Avery)	Jan. 4, 2014
63 Len Dawson vs. Miami (to Elmo Wright)	Dec. 25, 1971
63 Alex Smith at Indianapolis (to Dwayne Bowe)	Jan. 4, 2014
61 Len Dawson at N.Y. Jets (to Otis Taylor)	Dec. 20, 1969
60 Patrick Mahomes vs. Tennessee (to Sammy Watkins)	Jan. 19, 2020

### Most Touchdown Passes, Career

13 Patrick Mahomes (5 games)	2017-19
9 Alex Smith (5 games)	2013-17
7 Len Dawson (8 games)	1962-75
6 Joe Montana (4 games)	1993-94
2 Steve DeBerg (3 games)	1988-91
2 Dave Krieg (4 games)	1992-93
2 Trent Green (2 games)	2001-06

### Most Touchdown Passes, Game

5 Patrick Mahomes vs. Houston	Jan. 12, 2020
4 Alex Smith at Indianapolis	Jan. 4, 2014
3 Joe Montana at Houston	Jan. 16, 1994
3 Patrick Mahomes vs. New England	Jan. 20, 2019
2 Len Dawson at Buffalo	Jan. 1, 1967

# PLAYOFF INDIVIDUAL

2 Joe Montana at Miami Dec. 31, 1994

2 Alex Smith vs. Tennessee Jan. 6, 2018

2 Patrick Mahomes vs. San Francisco Feb. 2, 2020

## Most Passes Had Intercepted, Career

8 Len Dawson (8 games) 1962-75

4 Mark Vlasic (1 game) 1991-92

4 Joe Montana (4 games) 1993-94

## Most Passes Had Intercepted, Game

4 Len Dawson at Oakland Dec. 22, 1968

4 Mark Vlasic at Buffalo Jan. 5, 1992

## Pass Receiving

### Most Pass Receptions, Career

52 Travis Kelce (9 games) 2013-19

37 Tyreek Hill (7 games) 2017-19

27 Otis Taylor (7 games) 1965-75

27 J.J. Birden (8 games) 1990-94

25 Sammy Watkins (5 games) 2018-19

22 Damien Williams (5 games) 2018-19

21 Keith Cash (6 games) 1992-96

19 Kimble Anders (7 games) 1991-00

### Most Pass Receptions, Game

10 Travis Kelce vs. Houston Jan. 12, 2020

9 Tyreek Hill vs. San Francisco Feb. 2, 2020

8 Ed Podolak vs. Miami Dec. 25, 1971

8 Stephone Paige at Miami Jan. 5, 1991

8 Andre Rison vs. Denver Jan. 4, 1998

8 Dwayne Bowe at Indianapolis Jan. 4, 2014

8 Travis Kelce at Houston Jan. 9, 2016

8 Tyreek Hill vs. Indianapolis Jan. 12, 2019

7 Keith Cash vs. Pittsburgh Jan. 8, 1994

7 Kimble Anders vs. Indianapolis Jan. 7, 1996

7 Dexter McCluster at Indianapolis Jan. 4, 2014

7 Knile Davis at Indianapolis Jan. 4, 2014

7 Tyreek Hill vs. Tennessee Jan. 6, 2018

7 Travis Kelce vs. Indianapolis Jan. 12, 2019

7 Sammy Watkins vs. Tennessee Jan. 19, 2020

### Most Receiving Yards, Career

632 Travis Kelce (9 games) 2013-19

487 Sammy Watkins (5 games) 2018-19

441 Tyreek Hill (7 games) 2016-19

481 Otis Taylor (7 games) 1965-75

363 J.J. Birden (8 games) 1990-94

266 Keith Cash (6 games) 1992-96

239 Willie Davis (5 games) 1991-95

### Most Receiving Yards, Game (All 100+)

150 Dwayne Bowe at Indianapolis Jan. 4, 2014

142 Stephone Paige at Miami Jan. 5, 1991

134 Travis Kelce vs. Houston Jan. 12, 2020

128 Travis Kelce at Houston Jan. 9, 2016

117 Otis Taylor at Oakland Dec. 22, 1968

114 Sammy Watkins vs. New England Jan. 20, 2019

114 Sammy Watkins vs. Tennessee Jan. 19, 2020

110 Ed Podolak vs. Miami Dec. 25, 1971

110 Andre Rison vs. Denver Jan. 4, 1998

108 Travis Kelce vs. Indianapolis Jan. 12, 2019

105 Tyreek Hill vs. San Francisco Feb. 2, 2020

104 Elmo Wright vs. Miami Dec. 25, 1971

103 Kimble Anders at Miami Dec. 31, 1994

### Most Games, 100 or More Receiving Yards, Career

3 Travis Kelce (7 games) 2013-19

2 Sammy Watkins (4 games) 2018-19

1 By nine players; Last, Tyreek Hill vs. San Francisco Feb. 2, 2020

## Longest Pass Reception

79 Donnie Avery at Indianapolis

(from Alex Smith) Jan. 4, 2014

63 Elmo Wright vs. Miami

(from Len Dawson) Dec. 25, 1971

63 Dwayne Bowe at Indianapolis

(from Alex Smith) Jan. 4, 2014

61 Otis Taylor at N.Y. Jets

(from Len Dawson) Dec. 20, 1969

60 Sammy Watkins vs. Tennessee

(from Patrick Mahomes) Jan. 19, 2020

## Most Receiving Touchdowns, Career

6 Travis Kelce (9 games) 2013-19

4 Damien Williams (5 games) 2018-19

2 Otis Taylor (7 games) 1965-75

2 Fred Jones (3 games) 1990-93

2 J.J. Birden (8 games) 1990-94

2 Tony Gonzalez (3 games) 1997-08

2 Albert Wilson (3 games) 2014-16

2 Tyreek Hill (6 games) 2016-19

## Most Receiving Touchdowns, Game

3 Travis Kelce vs. Houston Jan. 12, 2020

2 Damien Williams vs. New England Jan. 20, 2019

2 Tyreek Hill vs. Tennessee Jan. 19, 2020

1 Numerous times; Last, Damien Williams & Travis Kelce vs. San Francisco Feb. 2, 2020

## Combined Net Yards

### Most Attempts, Career

147 Marcus Allen (6 games) 1993-97

102 Damien Williams (5 games) 2018-19

88 Mike Garrett (6 games) 1966-70

63 Wendell Hayes (5 games) 1968-74

### Most Attempts, Game

34 Barry Word vs. L.A. Raiders Dec. 28, 1991

30 Ed Podolak vs. Miami Dec. 25, 1971

30 Damien Williams vs. Indianapolis Jan. 12, 2019

29 Priest Holmes vs. Indianapolis Jan. 11, 2004

### Most Net Yards, Career

634 Travis Kelce (9 games) 2013-19

541 Marcus Allen (6 games) 1993-97

540 Damien Williams (5 games) 2018-19

520 Tyreek Hill (7 games) 2016-19

499 Sammy Watkins (5 games) 2018-19

481 Otis Taylor (7 games) 1965-75

363 J.J. Birden (8 games) 1990-94

350 Ed Podolak (4 games) 1969-77

### Most Net Yards, Game

\*350 Ed Podolak vs. Miami Dec. 25, 1971

227 Dante Hall vs. Indianapolis Jan. 11, 2004

208 Priest Holmes vs. Indianapolis Jan. 11, 2004

154 Damien Williams vs. Indianapolis Jan. 12, 2019

150 Dwayne Bowe at Indianapolis Jan. 4, 2014

142 Stephone Paige at Miami Jan. 5, 1991

\*NFL RECORD

## Punting

### Most Punts, Career

43 Dustin Colquitt (12 games) 2005-19

39 Jerrel Wilson (7 games) 1963-77

38 Bryan Barker (7 games) 1990-93

# PLAYOFF INDIVIDUAL

11 Louie Aguiar (3 games)	1994-98
<b>Most Punts, Game</b>	
8 Jerrel Wilson at Oakland	Jan. 4, 1970
8 Bryan Barker at San Diego	Jan. 2, 1993
<b>Longest Punt</b>	
66 Dustin Colquitt at Indianapolis	Jan. 6, 2007
62 Louie Aguiar vs. Denver	Jan. 4, 1998
61 Jerrel Wilson vs. Green Bay	Jan. 15, 1967
59 Jerrel Wilson vs. Minnesota	Jan. 11, 1970
56 Jerrel Wilson at Oakland	Jan. 4, 1970
56 Dustin Colquitt vs. Houston	Jan. 9, 2016
<b>Highest Punting Average, Career (20 punts)</b>	
44.8 Dustin Colquitt (12 games: 1,938-43)	2005-19
43.4 Jerrel Wilson (7 games: 1,693-39)	1963-77
42.4 Bryan Barker (7 games: 1,613-38)	1990-93
<b>Highest Punting Average, Game (4 punts)</b>	
52.3 Dustin Colquitt at IND (314-6)	Jan. 6, 2007
50.0 Dustin Colquitt vs. Tennessee (250-5)	Jan. 6, 2018
48.5 Jerrel Wilson vs. Minnesota (194-4)	Jan. 11, 1970
47.0 Jerrel Wilson at Oakland (302-6)	Dec. 22, 1968
46.4 Louie Aguiar vs. Denver (232-5)	Jan. 4, 1998

## Punt Returns

<b>Most Punt Returns, Career</b>	
11 Mike Garrett (6 games)	1966-70
9 Tyreek Hill (7 games)	2016-19
7 Danan Hughes (6 games)	1993-98
<b>Most Punt Returns, Game</b>	
5 Tyreek Hill vs. Indianapolis	Jan. 12, 2019
4 Mike Garrett vs. Oakland	Jan. 4, 1970
4 Tamarick Vanover vs. Indianapolis	Jan. 7, 1996
4 Frankie Hammond Jr. at Houston	Jan. 9, 2016
<b>Most Punt Return Yards, Career</b>	
84 Danan Hughes (6 games)	1993-98
73 Mike Garrett (6 games)	1966-70
61 Frankie Hammond Jr. (2 games)	2015
44 Tamarick Vanover (2 games)	1995-99
<b>Most Punt Return Yards, Game</b>	
42 Danan Hughes at Houston	Jan. 16, 1994
37 Mike Garrett at Buffalo	Jan. 1, 1967
34 Tamarick Vanover vs. Indianapolis	Jan. 7, 1996
34 Frankie Hammond Jr. at Houston	Jan. 9, 2016
31 Danan Hughes vs. Pittsburgh	Jan. 8, 1994
<b>Longest Punt Return</b>	
35 Danan Hughes at Houston	Jan. 16, 1994
27 Mike Garrett at Buffalo	Jan. 1, 1967
15 Danan Hughes vs. Pittsburgh	Jan. 8, 1994
<b>Highest Punt Return Average, Career (10 returns)</b>	
6.6 Mike Garrett (6 games: 11-73)	1966-70
<b>Highest Punt Return Average, Game (3 returns)</b>	
14.0 Danan Hughes at Houston (3-42)	Jan. 16, 1994
12.3 Mike Garrett at Buffalo (3-37)	Jan. 1, 1967
10.3 Danan Hughes vs. Pittsburgh (3-31)	Jan. 8, 1994
<b>Most Touchdowns</b>	
0	

## Kickoff Returns

<b>Most Kickoff Returns, Career</b>	
13 Mecole Hardman (3 games)	2019
10 John Stephens (3 games)	1993
10 Dante Hall (2 games)	2000-06
7 Quintin Demps (1 game)	2013
6 Tremon Smith (2 games)	2018
5 Bert Coan (2 games)	1963-68

5 Noland Smith (1 game)	1967-69
5 Tamarick Vanover (2 games)	1995-99
5 Tyreek Hill (5 games)	2016-19
<b>Most Kickoff Returns, Game</b>	
7 Dante Hall vs. Indianapolis	Jan. 11, 2004
7 Quintin Demps at Indianapolis	Jan. 4, 2014
6 Mecole Hardman vs. Houston	Jan. 12, 2020
5 Noland Smith vs. Oakland	Dec. 22, 1968
5 John Stephens at Buffalo	Jan. 23, 1994
<b>Most Kickoff Return Yards, Career</b>	
286 Mecole Hardman (3 games)	2019
266 Dante Hall (2 games)	2000-06
199 John Stephens (3 games)	1993
196 Knile Davis (3 games)	2013-15
187 Quintin Demps (1 game)	2013
154 Ed Podolak (1 game)	1969-77
<b>Most Kickoff Return Yards, Game</b>	
208 Dante Hall vs. Indianapolis	Jan. 11, 2004
187 Quintin Demps at Indianapolis	Jan. 4, 2014
154 Ed Podolak vs. Miami	Dec. 25, 1971
142 Mecole Hardman vs. Houston	Jan. 12, 2020
106 Knile Davis at Houston	Jan. 9, 2016
99 Tremon Smith vs. New England	Jan. 20, 2019
90 Knile Davis at New England	Jan. 16, 2016
<b>Longest Kickoff Return</b>	
106 (TD) Knile Davis at Houston	Jan. 9, 2016
92 (TD) Dante Hall vs. Indianapolis	Jan. 11, 2004
78 Ed Podolak vs. Miami	Dec. 25, 1971
58 Mecole Hardman vs. Houston	Jan. 12, 2020
46 Dante Hall vs. Indianapolis	Jan. 11, 2004
36 Dexter McCluster vs. Baltimore	Jan. 9, 2011
35 Bert Coan at Buffalo	Jan. 1, 1967
<b>Highest Kickoff Return Average, Career (10 returns)</b>	
26.6 Dante Hall (2 games: 10-266)	2000-06
22.0 Mecole Hardman (3 games: 13-286)	2019
19.9 John Stephens (3 games: 10-199)	1993
<b>Highest Kickoff Return Average, Game (3 returns)</b>	
51.3 Ed Podolak vs. Miami (3-154)	Dec. 25, 1971
30.0 Knile Davis at New England (3-90)	Jan. 16, 2016
29.7 Dante Hall vs. Indianapolis (7-208)	Jan. 11, 2004
26.7 Quintin Demps at Indianapolis (7-187)	Jan. 4, 2014
24.8 Tremon Smith vs. New England (4-99)	Jan. 20, 2019
24.0 John Stephens vs. Pittsburgh (3-72)	Jan. 8, 1994
23.7 Mecole Hardman vs. Houston (6-142)	Jan. 12, 2020
23.0 Tamarick Vanover vs. Denver (3-69)	Jan. 4, 1998
<b>Most Kickoff Return Touchdowns, Career</b>	
1 Dante Hall (2 games)	2000-06
1 Knile Davis (2 games)	2013-15

## Interceptions By

<b>Most Interceptions, Career</b>	
5 Emmitt Thomas (7 games)	1966-78
4 Johnny Robinson (8 games)	1960-71
3 Jim Marsalis (4 games)	1969-75
3 Deron Cherry (4 games)	1981-91
<b>Most Interceptions, Game</b>	
2 Johnny Robinson vs. Houston	Dec. 23, 1962
2 Jim Marsalis at N.Y. Jets	Dec. 20, 1969
2 Emmitt Thomas at Oakland	Jan. 4, 1970
2 Deron Cherry vs. L.A. Raiders	Dec. 28, 1991
2 Ty Law at Indianapolis	Jan. 6, 2007
2 Husain Abdullah at Indianapolis	Jan. 4, 2014
<b>Most Consecutive Games, Interceptions</b>	
3 Emmitt Thomas	1969

# PLAYOFF INDIVIDUAL

## Most Interception Return Yards, Career

131 Johnny Robinson (8 games)	1960-71
101 Emmitt Thomas (7 games)	1966-78
65 Jim Marsalis (4 games)	1969-75

## Most Interception Return Yards, Game

72 Johnny Robinson at Buffalo	Jan. 1, 1967
69 Emmitt Thomas vs. Oakland	Jan. 4, 1970
50 Johnny Robinson vs. Houston	Dec. 23, 1962

## Longest Interception Return

72 Johnny Robinson at Buffalo	Jan. 1, 1967
62 Emmitt Thomas at Oakland	Jan. 4, 1970
43 Ty Law at Indianapolis	Jan. 6, 2007
37 Johnny Robinson vs. Houston	Dec. 23, 1962

## Most TDs, Career

0 0

## Sacks

### Most Sacks, Career

6.5 Derrick Thomas (10 games)	1989-99
6.5 Neil Smith (9 games)	1988-96
5.0 Aaron Brown (6 games)	1966-72
5.0 Frank Clark (3 games)	2019
4.0 Justin Houston (7 games)	2011-18

### Most Sacks, Game

3 Aaron Brown at Oakland	Jan. 4, 1970
3 Frank Clark vs. Houston	Jan. 12, 2020
2 Nine times; By eight players	
Last: Justin Houston vs. Indianapolis	Jan. 12, 2019



# PLAYOFF TEAM

## Scoring

### Most Points, Game

51 vs. Houston	Jan. 12, 2020
44 at Indianapolis	Jan. 4, 2014
35 vs. Tennessee	Jan. 19, 2020
31 at Buffalo	Jan. 1, 1967
31 vs. Indianapolis	Jan. 11, 2004
31 vs. Indianapolis	Jan. 12, 2019
31 vs. New England	Jan. 20, 2019
31 vs. San Francisco	Feb. 2, 2020
30 at Houston	Jan. 9, 2016
28 at Houston	Jan. 16, 1994

### Most Touchdowns, Game

7 vs. Houston	Jan. 12, 2020
5 at Indianapolis	Jan. 4, 2014
5 vs. Tennessee	Jan. 19, 2020
4 at Buffalo	Jan. 1, 1967
4 at Houston	Jan. 16, 1994
4 vs. Indianapolis	Jan. 11, 2004
4 vs. Indianapolis	Jan. 12, 2019
4 vs. New England	Jan. 20, 2019
4 vs. San Francisco	Feb. 2, 2020
3 Four times; Last, vs. Tennessee	Jan. 6, 2018

## First Downs

### Most First Downs, Game

30 at Indianapolis	Jan. 4, 2014
29 vs. Indianapolis	Jan. 12, 2019
29 vs. Houston	Jan. 12, 2020
28 vs. Pittsburgh	Jan. 8, 1994
27 at New England	Jan. 16, 2016
27 vs. Tennessee	Jan. 19, 2020
26 vs. San Francisco	Feb. 2, 2020
24 at Miami	Dec. 31, 1994
24 vs. Indianapolis	Jan. 11, 2004
23 vs. Miami	Dec. 25, 1971

### Fewest First Downs, Game

7 at Indianapolis	Jan. 6, 2007
8 vs. Baltimore	Jan. 9, 2011
13 at Oakland	Dec. 22, 1968
13 at Oakland	Jan. 4, 1970
14 Three times; Last, at Buffalo	Jan. 5, 1992

## Net Yards Rushing and Passing

### Most Net Yards, Game

513 at Indianapolis	Jan. 4, 2014
451 vs. Miami	Dec. 25, 1971
434 vs. Houston	Jan. 12, 2020
433 vs. Indianapolis	Jan. 12, 2019
414 at Miami	Dec. 31, 1994
408 vs. Indianapolis	Jan. 11, 2004
404 vs. Tennessee	Jan. 19, 2020
401 vs. Pittsburgh	Jan. 8, 1994

### Fewest Net Yards, Game

126 at Indianapolis	Jan. 6, 2007
161 vs. Baltimore	Jan. 9, 2011
204 vs. L.A. Raiders	Dec. 28, 1991
207 at Oakland	Jan. 4, 1970
213 at Buffalo	Jan. 5, 1992

## Rushing

### Most Rushing Attempts, Game

54 vs. Houston	Dec. 23, 1962
44 vs. Miami	Dec. 25, 1971
41 vs. Minnesota	Jan. 11, 1970

### Fewest Rushing Attempts, Game

12 vs. New England	Jan. 20, 2019
14 vs. Pittsburgh	Jan. 15, 2017
16 vs. Tennessee	Jan. 6, 2018
17 at Indianapolis	Jan. 6, 2007
18 at Houston	Jan. 16, 1994
19 vs. Green Bay	Jan. 15, 1967
19 at San Diego	Jan. 2, 1993

### Most Rushing Yards, Game

213 vs. Miami	Dec. 25, 1971
199 vs. Houston	Dec. 23, 1962
196 vs. Indianapolis	Jan. 11, 2004
180 vs. Indianapolis	Jan. 12, 2019
151 vs. Minnesota	Jan. 11, 1970
150 at Indianapolis	Jan. 4, 2014

### Fewest Rushing Yards, Game

41 vs. New England	Jan. 20, 2019
44 at Indianapolis	Jan. 6, 2007
52 at Buffalo	Jan. 23, 1994
61 at San Diego	Jan. 2, 1993
61 vs. Pittsburgh	Jan. 15, 2017
67 at N.Y. Jets	Dec. 28, 1968

### Most Rushing Touchdowns, Game

4 vs. Indianapolis	Jan. 12, 2019
2 at Buffalo	Jan. 1, 1967
2 at Oakland	Jan. 4, 1970
2 vs. Miami	Dec. 25, 1971
2 vs. Indianapolis	Jan. 11, 2004
2 vs. Houston	Jan. 12, 2020
2 vs. Tennessee	Jan. 19, 2020
2 vs. San Francisco	Feb. 2, 2020

## Passing

### Most Passing Attempts, Game

52 at Buffalo	Jan. 23, 1994
50 at New England	Jan. 16, 2016
46 at Indianapolis	Jan. 4, 2014
44 vs. Pittsburgh	Jan. 8, 1994
42 vs. San Francisco	Feb. 2, 2020
41 vs. Indianapolis	Jan. 12, 2019
37 at Miami	Dec. 31, 1994
37 vs. Denver	Jan. 4, 1998

### Fewest Passing Attempts, Game

14 vs. Houston	Dec. 23, 1962
14 vs. L.A. Raiders	Dec. 28, 1991
17 at Oakland	Jan. 4, 1970
17 vs. Minnesota	Jan. 11, 1970

### Most Completions, Game

30 at Indianapolis	Jan. 4, 2014
29 vs. Pittsburgh	Jan. 8, 1994
29 at New England	Jan. 16, 2016
27 vs. Indianapolis	Jan. 12, 2019
26 at Miami	Dec. 31, 1994
26 vs. San Francisco	Feb. 2, 2020
25 at Buffalo	Jan. 23, 1994

### Fewest Completions, Game

7 at Oakland	Jan. 4, 1970
9 vs. Houston	Dec. 23, 1962

# PLAYOFF TEAM

9 vs. L.A. Raiders Dec. 28, 1991

9 vs. Baltimore Jan. 9, 2011

## Most Gross Passing Yards, Game

378 at Indianapolis Jan. 4, 2014

323 at Buffalo Jan. 23, 1994

321 vs. Houston Jan. 12, 2020

314 at Miami Dec. 31, 1994

299 at Houston Jan. 16, 1994

299 vs. Pittsburgh Jan. 8, 1994

## Fewest Gross Passing Yards, Game

70 vs. Baltimore Jan. 9, 2011

88 vs. Houston Dec. 23, 1962

79 vs. L.A. Raiders Dec. 28, 1991

107 at Indianapolis Jan. 6, 2007

## Most Times Sacked, Game

9 at Buffalo Jan. 1, 1967

7 at San Diego Jan. 2, 1993

6 vs. Houston Dec. 23, 1962

6 vs. Green Bay Jan. 15, 1967

## Most Passing Touchdowns, Game

5 vs. Houston Jan. 12, 2020

4 at Indianapolis Jan. 4, 2014

3 at Houston Jan. 16, 1994

3 vs. Tennessee Jan. 19, 2020

2 Five times; Last vs. San Francisco Feb. 2, 2020

## Most Interceptions Thrown, Game

4 at Oakland Dec. 22, 1968

4 at Buffalo Jan. 5, 1992

3 vs. Indianapolis Jan. 7, 1996

3 vs. Baltimore Jan. 9, 2011

## Interceptions By

### Most Interceptions By, Game

5 vs. Houston Dec. 23, 1962

4 at Oakland Jan. 4, 1970

4 vs. L.A. Raiders Dec. 28, 1991

4 at Houston Jan. 9, 2016

## Penalties

### Most Penalties, Game

10 at Buffalo Jan. 5, 1992

9 vs. Tennessee Jan. 19, 2020

8 vs. Tennessee Jan. 6, 2018

7 Three times; Last vs. Denver Jan. 4, 1998

### Fewest Penalties, Game

1 at N.Y. Jets Dec. 28, 1986

2 at Indianapolis Jan. 6, 2007

2 at Indianapolis Jan. 4, 2014

3 Twice; Last vs. Indianapolis Jan. 7, 1996

### Most Yards Penalized, Game

68 vs. Tennessee Jan. 6, 2018

65 vs. Denver Jan. 4, 1998

63 at N.Y. Jets Dec. 20, 1969

62 at San Diego Jan. 2, 1993

### Fewest Yards Penalized, Game

5 at N.Y. Jets Dec. 28, 1986

13 at Indianapolis Jan. 6, 2007

15 at Miami Dec. 31, 1994

15 at Indianapolis Jan. 4, 2014

20 vs. L.A. Raiders Dec. 28, 1991

## Fumbles

### Most Fumbles, Game

5 at Oakland Jan. 4, 1970

3 Four times; Last, vs. Indianapolis Jan. 12, 2019

### Most Fumbles Lost, Game

4 at Oakland Jan. 4, 1970

2 vs. Miami Dec. 25, 1971

2 vs. Baltimore Jan. 9, 2011

### Most Turnovers, Game

5 vs. Baltimore Jan. 9, 2011

4 at Oakland Dec. 22, 1968

4 at Oakland Jan. 4, 1970

4 vs. Miami Dec. 25, 1971

4 at Buffalo Jan. 5, 1992

4 vs. Indianapolis Jan. 7, 1996

# PLAYOFF TEAM DEFENSIVE

## Scoring

### Fewest Points Allowed, Game

0 at Houston	Jan. 9, 2016
6 at N.Y. Jets	Dec. 20, 1969
6 vs. L.A. Raiders	Dec. 28, 1991

### Most Points Allowed, Game

45 at Indianapolis	Jan. 4, 2014
41 at Oakland	Dec. 22, 1968
38 vs. Indianapolis	Jan. 11, 2004
37 at Buffalo	Jan. 5, 1992
37 vs. New England (OT)	Jan. 20, 2019
35 vs. Green Bay	Jan. 15, 1967
35 at N.Y. Jets	Dec. 28, 1986

### Fewest Touchdowns Allowed, Game

0 at N.Y. Jets	Dec. 20, 1969
0 vs. L.A. Raiders	Dec. 28, 1991
0 at Houston	Jan. 9, 2016
0 vs. Pittsburgh	Jan. 15, 2017

### Most Touchdowns Allowed, Game

6 at Indianapolis	Jan. 4, 2014
5 vs. Green Bay	Jan. 15, 1967
5 at Oakland	Dec. 22, 1968
5 at N.Y. Jets	Dec. 28, 1986
5 vs. Indianapolis	Jan. 11, 2004
5 vs. New England	Jan. 20, 2019

## First Downs

### Fewest First Downs Allowed, Game

9 at Buffalo	Jan. 1, 1967
13 vs. Minnesota	Jan. 11, 1970
14 at Houston	Jan. 9, 2016
15 vs. Indianapolis	Jan. 12, 2019
16 Three times; Last vs. Denver	Jan. 4, 1998

### Most First Downs Allowed, Game

36 vs. New England	Jan. 20, 2019
30 at Buffalo	Jan. 23, 1994
29 at Buffalo	Jan. 5, 1992
28 at Indianapolis	Jan. 6, 2007
28 at Indianapolis	Jan. 4, 2014
27 vs. Indianapolis	Jan. 11, 2004

## Net Yards Rushing and Passing

### Fewest Net Yards Allowed, Game

226 at Houston	Jan. 9, 2016
233 at Oakland	Jan. 4, 1970
235 at N.Y. Jets	Dec. 20, 1969
239 vs. Minnesota	Jan. 11, 1970
249 vs. Indianapolis	Jan. 7, 1996

### Most Net Yards Allowed, Game

536 at Indianapolis	Jan. 4, 2014
524 vs. New England	Jan. 20, 2019
454 at Oakland	Dec. 22, 1968
448 at Buffalo	Jan. 5, 1992
442 vs. Houston	Jan. 12, 2020
435 at Indianapolis	Jan. 6, 2007
434 vs. Indianapolis	Jan. 11, 2004

## Rushing

### Fewest Rushing Attempts, Game

13 at Buffalo	Jan. 1, 1967
---------------	--------------

14 at Houston Jan. 16, 1994

14 at New England Jan. 16, 2016

14 vs. Indianapolis Jan. 12, 2019

19 vs. Minnesota Jan. 11, 1970

19 at Indianapolis Jan. 4, 2014

### Most Rushing Attempts, Game

48 vs. New England Jan. 20, 2019

46 at Buffalo Jan. 5, 1992

46 at Buffalo Jan. 23, 1994

43 vs. Miami Dec. 25, 1971

### Fewest Rushing Yards Allowed, Game

38 at New England Jan. 16, 2016

39 at Houston Jan. 16, 1994

40 at Buffalo Jan. 1, 1967

67 vs. Minnesota Jan. 11, 1970

### Most Rushing Yards Allowed, Game

229 at Buffalo Jan. 23, 1994

202 vs. Tennessee Jan. 6, 2018

192 at San Diego Jan. 2, 1993

188 at Indianapolis Jan. 6, 2007

180 at Buffalo Jan. 5, 1992

### Most Rushing Touchdowns Allowed, Game

4 vs. New England Jan. 20, 2019

3 vs. Green Bay Jan. 15, 1967

3 at Buffalo Jan. 23, 1994

2 Four times; Last, vs. Indianapolis Jan. 11, 2004

## Passing

### Fewest Passing Attempts Allowed, Game

19 vs. Denver	Jan. 4, 1998
23 at N.Y. Jets	Dec. 28, 1986
23 vs. L.A. Raiders	Dec. 28, 1991
23 at San Diego	Jan. 2, 1993

### Most Passing Attempts Allowed, Game

52 vs. Houston	Jan. 12, 2020
46 vs. Houston	Dec. 23, 1962
46 vs. New England	Jan. 20, 2019
45 at Oakland	Jan. 4, 1970
45 at Indianapolis	Jan. 4, 2014
43 at Houston	Jan. 16, 1994
42 at New England	Jan. 16, 2016
42 vs. Pittsburgh	Jan. 16, 1994

### Fewest Completions Allowed, Game

10 vs. Denver	Jan. 4, 1998
12 at Buffalo	Jan. 1, 1967
12 vs. L.A. Raiders	Dec. 28, 1991
12 vs. Indianapolis	Jan. 7, 1996

### Most Completions Allowed, Game

32 at Houston	Jan. 16, 1994
31 at Indianapolis	Jan. 6, 2007
31 vs. Houston	Jan. 12, 2020
30 vs. New England	Jan. 20, 2019
29 at Indianapolis	Jan. 4, 2014
28 at New England	Jan. 16, 2016
25 vs. Baltimore	Jan. 9, 2011

### Fewest Gross Passing Yards Allowed, Game

112 vs. Indianapolis	Jan. 7, 1996
136 at Houston	Jan. 9, 2016
140 vs. L.A. Raiders	Dec. 28, 1991
153 at N.Y. Jets	Dec. 28, 1986
160 at Buffalo	Jan. 23, 1994

### Most Passing Yards Allowed, Game

443 at Indianapolis	Jan. 4, 2014
388 vs. Houston	Jan. 12, 2020

# PLAYOFF TEAM DEFENSIVE

348 vs. New England	Jan. 20, 2019
347 at Oakland	Dec. 22, 1968
306 at Houston	Jan. 16, 1994
304 vs. Indianapolis	Jan. 11, 2004
302 at New England	Jan. 16, 2016

## Most Passing Touchdowns Allowed, Game

5 at Oakland	Dec. 22, 1968
4 at Indianapolis	Jan. 4, 2014
3 Fourtimes; Last, vs. Indianapolis	Jan. 11, 2004

## Sacks

### Most Sacks, Game

9 at Houston	Jan. 16, 1994
--------------	---------------

5 at San Diego	Jan. 2, 1993
5 vs. Houston	Jan. 12, 2020
4 at Oakland	Jan. 4, 1970
4 at Buffalo	Jan. 1, 1967
4 vs. Baltimore	Jan. 9, 2011

## Interceptions

### Most Interceptions By, Game

5 vs. Houston	Dec. 23, 1962
4 at Oakland	Jan. 4, 1970
4 vs. L.A. Raiders	Dec. 28, 1991
4 at Houston	Jan. 9, 2016



# PLAYOFF OPPONENT INDIVIDUAL

## Single Game

### Total Points

18 Fred Biletnikoff, Oakland	Dec. 22, 1968
18 Thurman Thomas, Buffalo	Jan. 23, 1994
18 Chris Boswell, Pittsburgh	Jan. 15, 2017
15 Scott Norwood, Buffalo	Jan. 5, 1992
14 Steve Christie, Buffalo	Jan. 23, 1994

### Total Touchdowns

3 Fred Biletnikoff, Oakland	Dec. 22, 1968
3 Thurman Thomas, Buffalo	Jan. 23, 1994
2 Max McGee, Green Bay	Jan. 15, 1967
2 Elijah Pitts, Green Bay	Jan. 15, 1967
2 Warren Wells, Oakland	Dec. 22, 1968
2 Freeman McNeil, N.Y. Jets	Dec. 28, 1986
2 Andre Reed, Buffalo	Jan. 5, 1992
2 Terrell Davis, Denver	Jan. 4, 1998
2 Edgerrin James, Indianapolis	Jan. 11, 2004
2 T.Y. Hilton, Indianapolis	Jan. 4, 2014
2 Donald Brown, Indianapolis	Jan. 4, 2014
2 Rob Gronkowski, New England	Jan. 16, 2016
2 Rex Burkhead, New England	Jan. 20, 2019
2 Sony Michel, New England	Jan. 20, 2019

### Field Goals

6 Chris Boswell, Pittsburgh	Jan. 15, 2017
3 Scott Norwood, Buffalo	Jan. 5, 1992
3 Steve Christie, Buffalo	Jan. 23, 1994
3 Adam Vinatieri, Indianapolis	Jan. 6, 2007
3 Billy Cundiff, Baltimore	Jan. 9, 2011
2 George Blanda, Oakland	Dec. 22, 1968
2 Jim Turner, N.Y. Jets	Dec. 20, 1969
2 Garo Yepremian, Miami	Dec. 25, 1971
2 Jeff Jaeger, L.A. Raiders	Dec. 28, 1991
2 Al Del Greco, Houston	Jan. 16, 1994
2 Pete Stoyanovich, Miami	Dec. 31, 1994
2 Stephen Gostkowski, New England	Jan. 16, 2016
2 Robbie Gould, San Francisco	Feb. 2, 2020

### Pass Attempts (All 40+)

52 Deshaun Watson, Houston	Jan. 12, 2020
46 George Blanda, Houston	Dec. 23, 1962
46 Tom Brady, New England	Jan. 20, 2019
45 Andrew Luck, Indianapolis	Jan. 4, 2014
43 Warren Moon, Houston	Jan. 16, 1994
42 Neil O'Donnell, Pittsburgh	Jan. 8, 1994
42 Tom Brady, New England	Jan. 16, 2016
40 Joe Namath, N.Y. Jets	Dec. 20, 1969

### Pass Completions

32 Warren Moon, Houston	Jan. 16, 1994
31 Peyton Manning, Indianapolis	Jan. 6, 2007
31 Deshaun Watson, Houston	Jan. 12, 2020
30 Tom Brady, New England	Jan. 20, 2019
29 Andrew Luck, Indianapolis	Jan. 4, 2014
28 Tom Brady, New England	Jan. 16, 2016
25 Joe Flacco, Baltimore	Jan. 9, 2011

### Passing Yards (All 300+)

443 Andrew Luck, Indianapolis	Jan. 4, 2014
388 Deshaun Watson, Houston	Jan. 12, 2020
348 Tom Brady, New England	Jan. 20, 2019
345 Daryle Lamonica, Oakland	Dec. 22, 1968
306 Warren Moon, Houston	Jan. 16, 1994
304 Peyton Manning, Indianapolis	Jan. 11, 2004
302 Tom Brady, New England	Jan. 16, 2016

### Long Pass

69 Jack Kemp	
--------------	--

to Elbert Dubenion, Buffalo

Jan. 1, 1967

### Touchdown Passes

5 Daryle Lamonica, Oakland	Dec. 22, 1968
4 Andrew Luck, Indianapolis	Jan. 4, 2014
3 Pat Ryan, N.Y. Jets	Dec. 28, 1986
3 Jim Kelly, Buffalo	Jan. 5, 1992
3 Neil O'Donnell, Pittsburgh	Jan. 8, 1994
3 Peyton Manning, Indianapolis	Jan. 11, 2004

### Interceptions Thrown

5 George Blanda, Houston	Dec. 23, 1962
4 Todd Marinovich, L.A. Raiders	Dec. 28, 1991
4 Brian Hoyer, Houston	Jan. 9, 2016
3 Joe Namath, N.Y. Jets	Dec. 20, 1969
3 Daryle Lamonica, Oakland	Jan. 4, 1970
3 Jim Kelly, Buffalo	Jan. 5, 1992
3 Peyton Manning, Indianapolis	Jan. 6, 2007
3 Andrew Luck, Indianapolis	Jan. 4, 2014

### Rushing Attempts

33 Thurman Thomas, Buffalo	Jan. 23, 1994
31 Freeman McNeil, N.Y. Jets	Dec. 28, 1986
30 Le'Veon Bell, Pittsburgh	Jan. 15, 2017
29 Sony Michel, New England	Jan. 20, 2019
26 Edgerrin James, Indianapolis	Jan. 11, 2004
25 Leroy Thompson, Pittsburgh	Jan. 8, 1993
25 Terrell Davis, Denver	Jan. 4, 1998
25 Joseph Addai, Indianapolis	Jan. 6, 2007

### Rushing Yards (All 100+)

186 Thurman Thomas, Buffalo	Jan. 23, 1994
170 Le'Veon Bell, Pittsburgh	Jan. 15, 2017
156 Derrick Henry, Tennessee	Jan. 6, 2018
135 Freeman McNeil, N.Y. Jets	Dec. 28, 1986
125 Edgerrin James, Indianapolis	Jan. 11, 2004
122 Joseph Addai, Indianapolis	Jan. 6, 2007
119 Marion Butts, San Diego	Jan. 2, 1993
113 Sony Michel, New England	Jan. 20, 2019
107 Nick Bell, L.A. Raiders	Dec. 28, 1991
101 Terrell Davis, Denver	Jan. 4, 1998
100 Thurman Thomas, Buffalo	Jan. 5, 1992

### Rushing Touchdowns

3 Thurman Thomas, Buffalo	Jan. 23, 1994
2 Elijah Pitts, Green Bay	Jan. 15, 1967
2 Freeman McNeil, N.Y. Jets	Dec. 28, 1986
2 Terrell Davis, Denver	Jan. 4, 1998
2 Edgerrin James, Indianapolis	Jan. 11, 2004
2 Rex Burkhead, New England	Jan. 20, 2019
2 Sony Michel, New England	Jan. 20, 2019

### Long Run

54 Marion Butts, San Diego	Jan. 2, 1993
----------------------------	--------------

### Pass Receptions

13 T.Y. Hilton, Indianapolis	Jan. 4, 2014
10 Todd Heap, Baltimore	Jan. 9, 2011
10 Julian Edelman, New England	Jan. 16, 2016
9 Haywood Jeffries, Houston	Jan. 16, 1994
9 Dallas Clark, Indianapolis	Jan. 6, 2007
8 Charles Smith, Oakland	Jan. 4, 1970
7 Max McGee, Green Bay	Jan. 15, 1967
7 Fred Biletnikoff, Oakland	Dec. 22, 1968
7 John Henderson, Minnesota	Jan. 1, 1970
7 Paul Warfield, Miami	Dec. 25, 1971
7 Jeff Graham, Pittsburgh	Jan. 8, 1994
7 Joseph Addai, Indianapolis	Jan. 6, 2007
7 Rob Gronkowski, New England	Jan. 16, 2016
7 Julian Edelman, New England	Jan. 20, 2019

### Receiving Yards (All 100+)

# PLAYOFF OPPONENT INDIVIDUAL

224 T.Y. Hilton, Indianapolis	Jan. 4, 2014
180 Fred Biletnikoff, Oakland	Dec. 22, 1968
140 Paul Warfield, Miami	Dec. 25, 1971
138 Max McGee, Green Bay	Jan. 15, 1967
127 Bobby Burnett, Buffalo	Jan. 11, 1967
118 DeAndre Hopkins, Houston	Jan. 12, 2020
111 John Henderson, Minnesota	Jan. 11, 1970
108 Todd Heap, Baltimore	Jan. 9, 2011
108 Antonio Brown, Pittsburgh	Jan. 15, 2017
103 Dallas Clark, Indianapolis	Jan. 6, 2007
100 Andre Reed, Buffalo	Jan. 5, 1992
100 Julian Edelman, New England	Jan. 16, 2016
<b>Touchdown Receptions</b>	
3 Fred Biletnikoff, Oakland	Dec. 22, 1968
2 Max McGee, Green Bay	Jan. 15, 1967
2 Warren Wells, Oakland	Dec. 22, 1968
2 Andre Reed, Buffalo	Jan. 5, 1992
2 T.Y. Hilton, Indianapolis	Jan. 4, 2014

2 Rob Gronkowski, New England Jan. 16, 2016

## Interceptions Made

2 Kirby Jackson, Buffalo Jan. 5, 1992

## Long Interception Return

50 Willie Wood, Green Bay Jan. 15, 1967

## Long Punt Return

26 Russell Copeland, Buffalo Jan. 23, 1994

## Long Kickoff Return

52 George Atkinson, Oakland Jan. 4, 1970

## Long Punt

64 Reggie Roby, Miami Jan. 5, 1991

## Long Field Goal (All 50+)

58 Pete Stoyanovich, Miami Jan. 5, 1991

50 Adam Vinatieri, Indianapolis Jan. 6, 2007

## Sacks

3 Gerald Williams, Pittsburgh Jan. 8, 1994

3 Whitney Mercilus, Houston Jan. 9, 2016

SUPER BOWL LIV  
**CHAMPIONS**



**FEATURE CLIPPINGS**

## TEAM

1. 'Like it's a dream': Kansas City goes wild as **Chiefs** close out Super Bowl victory (2)
2. **Chiefs** Super Bowl Parade: Thousands brave the cold to fight for their right to party (6)
3. The **Chiefs** want to turn Arrowhead Stadium into a voting location this November (14)
4. The **Chiefs** plan to keep their Super Bowl team together was three years in the making (16)
5. Why the **Chiefs** had no problem re-signing their top players (19)
6. **Chiefs** players, coaches speak out on shooting of Jacob Blake. Here's what they've said (22)
7. From top down, **Chiefs** pushing for social justice initiatives (25)
8. **Chiefs Kingdom** raises record donation through Red Friday flag sales (27)
9. 'A bright spot': **Chiefs** welcome voters for historic Election Day at Arrowhead (28)

## EXECUTIVES/COACHES

1. Chiefs GM **Brett Veach** Strengthens Dynasty Talk with Fantastic Offseason (32)
2. 'I'm into peace': **Andy Reid** seeks unity; Chiefs president discusses many topics (35)
3. Chiefs' **Clark Hunt** describes the Super Bowl LIV championship ring in detail: 'It's big' (40)
4. 'Put it on my shoulders': Chiefs' **Eric Bieniemy** knows he must carry on (42)
5. **Andy Reid** and **Brett Veach** strengthen Chiefs' continuity with 5-year deals (50)
6. Success, trust and burnt ends: Why everyone loves Kansas City Chiefs coach **Andy Reid** (54)

## PLAYERS

1. Chiefs' DT **Derrick Nnadi** is Making a Difference One Dog at a Time (59)
2. Chiefs receiver **Tyreek Hill** surprises KC frontline health care workers with free meals (61)
3. Chiefs stars **Patrick Mahomes**, **Tyrann Mathieu** vow to head up voter-registration effort (63)
4. 'Enough is enough.' Chiefs' **Patrick Mahomes** said he will use his platform to speak out (65)
5. 'America needs you, Mom': KC Chiefs defensive end **Alex Okafor** speaks out for justice (67)
6. Why Chiefs star **Frank Clark** made special trips to feed the homeless on skid row (70)
7. **Frank Clark** to Pay Funeral Costs for Local Four-Year-Old Shooting Victim (72)
8. **Mahomes'** new deal is a record, and the Chiefs have been right about him at every step (73)
9. **Patrick Mahomes'** Contract Extension Hits Chiefs' Fans Differently, and Here's Why (76)
10. 'A watershed moment': The meaning behind **Patrick Mahomes'** Royals ownership (80)
11. **Chris Jones** plans to collect sacks, rings after 4-year deal with the Chiefs (82)
12. Chiefs star **Mahomes** having 2020 nobody will soon forget (85)
13. An Extension In-Hand, **Travis Kelce** Continues Path to All-Time Greatness in KC (87)
14. **Travis Kelce's** four-year extension with Chiefs lengthens bond with **Pat Mahomes** (89)
15. Chiefs' **Kelce** to launch STEM project for underserved children (92)
16. Why Chiefs rookie **Clyde Edwards-Helaire** is worth the hype (94)
17. The specific life experiences that prepped **Patrick Mahomes** for stardom with the Chiefs (96)
18. Chiefs QB **Patrick Mahomes** is well-equipped to be the face of not only KC, but the NFL (100)
19. 'Patrick's a unicorn': **Mahomes'** intellectual skills are what make him unique (103)
20. It's just one week, but **Clyde Edwards-Helaire** looks like a difference-maker for Chiefs (111)
21. **Harrison Butker** finds great moments to add depth to his kicking game for KC Chiefs (113)
22. With increased range, **Harrison Butker** gives Chiefs two long-distance scorers (115)
23. **Tyrann Mathieu** Foundation registering people to vote at Union Station event (119)
24. What a year: Chiefs' **Patrick Mahomes** named one of Time's most influential people (120)
25. **Butker's** Chiefs breakout was a lifetime in the making: 'I'm trying to be a robot' (122)
26. Chiefs' **Tyreek Hill** coaches football at Lee's Summit North when he's not on the field (125)
27. **Tyrann Mathieu** is changing the game (126)
28. Super Bowl MVP **Patrick Mahomes**, Kansas City Chiefs split cost to use Arrowhead Stadium as Election Day voting site (134)
29. Missouri S&T to the Chiefs: The story of **Tershawn Wharton's** unconventional path to NFL (136)



(Team)

## **‘Like it’s a dream’: Kansas City goes wild as Chiefs close out Super Bowl victory**

Luke Nozicka, Steve Vockrodt, Kaitlyn Schwes and Joyce Smith

February 2, 2020

KC Star

With less than two minutes left in the game, the crowd erupted in the [Power & Light District](#) in downtown Kansas City as the referee said over the large television: “The goal on the field stands.”

The touchdown, confirmed by the official at [Super Bowl LIV](#) in Miami Gardens, Florida, [put the Kansas City Chiefs ahead](#). Fans screamed. There was jumping, hugging and crying. Red and white fireworks lit downtown.

“It feels like it’s a dream,” Seth Runyan, 25, said after he cried. “This is unbelievable.”

Thousands of fans cheered as the Chiefs closed in on a 31-20 victory over the San Francisco 49ers at Hard Rock Stadium. Returning to the Super Bowl for the first time in 50 years, the [Chiefs](#) had won it.

“Kansas City is together as one,” said Madison Rae, 25, one of the hundreds of people gathered along Grand Boulevard who couldn’t get into Power & Light, minutes before the game ended. “Ready to prove the naysayers wrong.”

Confetti flew into the crowd. “We Are The Champions” blasted over speakers.

Many fans said they waited their entire lives for this moment.

“It feels like we’re in shock,” said Sam Fink of Amsterdam, Missouri. “Like, is it real?”

The three stages of a Super Bowl comeback were grief, bargaining and then, exuberance.

“Always bet on red, baby,” Adrienne Lewis said as she slapped the table after the Chiefs recaptured the lead late and looked to seal victory. “Always bet on red.”

The celebration stood in marked contrast to moments on edge early in the fourth quarter. Things had been looking grim.

After quarterback Patrick Mahomes threw his second interception during a Kansas City drive in the fourth quarter, the foreheads of fans had sunk into their hands throughout Kelly’s Westport Inn.

“We are giving the 49ers too much respect,” Tanisha Wesley said then. “We aren’t playing our game.”

A nervous feeling took over after the 49ers got the ball back early in the fourth quarter ahead by 10, nullifying the excitement building as Mahomes made a few key plays. Chiefs devotees were scared, afraid to see another year of getting so close, but not finishing.

At Johnny's Tavern in Shawnee, fan Dave Shockey, 62, said he was feeling the pressure after the 49ers took the lead. Regardless, he believed Sunday's game wouldn't be the last time fans will see the Chiefs in the Super Bowl.

"Win or lose, it's just a game," he said.

That kind of talk evaporated as the Chiefs took the lead again and won.

"My heart is beating so fast right now," said Mohamed Elsaid, 36, a fan who drove from Springfield, Missouri, to Kansas City to watch the game.

He screamed as the clock ran down with the Chiefs ahead.

It was, he said, a "life-changing event."

The parade for the Kansas City Chiefs' victory is set for 11:30 a.m. Wednesday.

## **BUILDING ANTICIPATION**

Hours before kickoff Sunday morning, fans had lined up along nearby businesses to get into the Power & Light District.

Many said they believed the Chiefs would win.

"Woah, we're half way there," fans sang, shouting the lyrics to the Bon Jovi tune. "Woah, livin' on a prayer."

Near the front of the stage was Ania Bernacik, who waved her hands in the air while sitting on the shoulders of another Chiefs devotee. The city's Marching Cobras drill team pumped up the crowd. A beach ball was passed around.

Before the game in Westport, Kyle Kelly, co-owner of [Kelly's Westport Inn](#), said it would be "bedlam" there if the Chiefs beat the 49ers.

"We are hoping it will be," he said.

Kelly would know. He worked in Westport when the Kansas City Royals won the World Series in 1985 and again in 2015.

"It's such a unifying factor," Kelly said of Kansas City's sports teams. "You meet a stranger, you start talking about football. It just breaks down barriers."

In front of Harpo's, the Heatley family gathered ahead of the big game. Devoted Chiefs fans in their own right — the family dog, a German Shepherd, was named Chief.

Grace Heatley, who said she wasn't a huge football fan, was swept up enough by the Chiefs postseason run that she boarded a train from St. Louis, where she lives, to take in the Super Bowl with her family.

"There's nowhere I'd rather be this weekend than Kansas City," she said, "even if it means a five-hour train ride."

Her brother, Matt Heatley, perhaps the biggest Chiefs fan in his family, gave his favorite team a 50-50 chance of winning. But his father Mark Heatley put the chances of a Chiefs victory at 70%.

The difference? Mahomes.

“We have the best football player in the NFL,” Heatley said. “Hands down.”

For Jeff Dayton and Carol Nielsen, a couple who have been together since 1984, the Super Bowl took on a greater meaning, and not just because the Chiefs were in it. A friend, a devoted Chiefs fan for 45 years, died about a month ago.

Their friend seemed healthy, but a cancer diagnosis advanced quickly, they said. They’ve taken in the Chiefs postseason run with their friend in mind.

“We are so thrilled,” Nielsen said. “If anyone would have gone to heaven, it would have been him.”

Dayton and Nielsen were gathered in a corner at Kelly’s, where most tables were occupied half an hour before kickoff. Both were counting on a Chiefs victory. And Dayton thought a close game was in the offing.

“(The Chiefs) have the ability to blow it wide open,” he said. “But I don’t know that will happen.”

Nielsen hoped the Chiefs would take the Vince Lombardi Trophy decisively.

“I’m too old to go through a close game,” she said.

### **‘THE ELECTRICITY, THE ENERGY’**

Kansas City City Council members representing the third, fourth and fifth districts organized a watch party for residents to enjoy the game at the Southeast Community Center in Swope Park, projecting the game onto a wall in a gymnasium.

Among those who came: Faye Jacobs, who was attending her first Super Bowl watch party since she was released from prison in Arkansas. Jacobs, 44, spent 26 years in prison for a murder she did not commit, according to the [Midwest Innocence Project](#).

Jacobs made Kansas City her home for a fresh start, she said. She volunteers with the Innocence Project and works at a car dealership in Johnson County. She attended Sunday’s watch party with her friend Tracy Bentley, a middle school teacher from Kansas City.

Both were confident in seeing a Chiefs win Sunday night.

“You cannot be in Kansas City and not feel the heartbeat of the Kansas City Chiefs,” Bentley said, predicting a 34–28 Chiefs win. “The electricity, the energy ... if you can’t beat them, join them, and so we’re happy to join them.”

The game packed plenty of thrills throughout the night.

As Mahomes ran for Kansas City’s first touchdown of the game, the hundreds of Chiefs fans under red light at [Power & Light](#) erupted in cheers. They threw their hands into the air, bouncing up and down.

A large Chiefs flag was waved from the KC Live! stage in front of the sea of red jerseys.

Across town, fans at Kelly's Westport Inn screamed and exchanged high-fives as Mahomes put the Chiefs on the board. Before San Francisco tied up the game, Chiefs devotees boasted of their confidence about their team's first trip to the Super Bowl in 50 years.

"That drive, that Kansas City drive took a lot off the clock," Rob Mayer said of the Chiefs' scoring drive, which kept the 49ers defense on their heels for more than seven minutes. "Going for it on fourth down? You have to."

By halftime, excitement ran high.

"(I'm) nervous but confident," 31-year-old Chance Batts said in Shawnee at the end of the second quarter that had some people out of their seat. "We're going to win."

Terry Knopke, who remembered watching the Chiefs play in their last Super Bowl decades ago, said a first half in which the typically high-scoring Chiefs tallied only 10 points gave her some cause for concern.

"I thought we would be ahead at halftime, so I'm disappointed," Knopke said of the 10-10 halftime score. "But I think they will step it up in the second half and win."

Knopke issued a warning before her companion, California ex-pat and 49ers supporter Terry Cunningham, chimed in.

"If you say anything negative, I'm going to cut you off," Knopke said.

Cunningham proceeded anyway.

"I like the score," Cunningham said. "I think the 49ers win by three."

As the third quarter ended 20-10 with the 49ers up, Chiefs fans grew uneasy. Some said they felt sick.

But late in the fourth quarter as the Chiefs surged and took a 24-20 lead over the 49ers with less than two minutes to go, spirits across the city rose.

Fans at Johnny's Tavern believed again. They chanted: "Defense! Defense! Defense!"

It seemed that it truly was Kansas City's year, after all.



(Team)

## Chiefs Super Bowl Parade: Thousands brave the cold to fight for their right to party

Sharon Hoffman

February 5, 2020

KC Star

The [meteorologists predicted snow](#) and wind and c-c-c-cold. The police warned of barricades and [major traffic jams](#).

And yet like quarterback [Patrick Mahomes](#) miraculously [spinning and scrambling and sprinting](#) his way into the end zone for a touchdown, the fans found their way to the destination of their dreams: the [Chiefs' Super Bowl victory](#) parade in downtown Kansas City on Wednesday.

By comparison, the Royals' World Series parade in 2015 was a breeze — a balmy, sun-kissed autumn breeze.

A parade in the thick of winter is a bit different. But Kansas City is tough.

Even [a car chase down the full length of the parade route](#) was startling but didn't dampen spirits.

Fans who waited hours were rewarded in style, with red double-decker buses brimming with Chiefs players rolling down Grand Boulevard to the afternoon rally at Union Station ([see Sports for coverage of that event](#).) Along the parade route, some players got the crowd going by raising their arms, just like in Arrowhead Stadium. Some tossed aluminum bottles of Bud Light beer. (Is that legal?)

And Mahomes himself, standing at the back of one of the last buses in the parade, threw a few footballs to the crowd with perfect aim.

From before dawn and throughout the day, Chiefs fans took to heart the immortal words of [tight end Travis Kelce](#) (borrowing from the Beastie Boys) after last month's glorious AFC Championship Game: "You've gotta fight, for your right, to party!"

Here's how some of the thousands of fans at the parade did just that.

### HAPPY CAMPERS

[Hotel rooms were scarce](#) Tuesday night, but a few folks brought their own lodging: tents.

As the temperature hovered in the upper 20s, Michael Peters of Blue Springs and his family set up a small tent with a heater at 17th Street and Grand at about 7 a.m. — more than four hours before the parade was due to start.

"We woke up at 6 o'clock, gathered up all our gear — wife does all the packing," said Peters, who was huddling with wife Casey and their children, ages 13 and 14. "Took about 30 minutes to get everything loaded up, packed up the heater, got a little tent. We have kids in competitive sports, so we're used to the weather."

He and his family weren't alive the last time the Chiefs won the Super Bowl, in 1970.

"It's been 50 years, so it was before my time," he said. "So getting to witness it with the kids, giving them the day off of school was pretty cool."

Roger Porter said his family and friends spent the night in his real estate office at 33rd and Main streets.

"We just brought tents and sleeping bags and had an office party," Porter said.

They arrived at Union Station about 5 a.m. and came prepared with candles tucked under terra-cotta plant pots to warm their hands, lots of blankets and snacks.

One man didn't bother with a tent — or anything. He just lay down along Grand near 17th Street, right on the concrete with no padding. It seems he needed to rest up before the parade started.

## **PARADE ENTREPRENEURS**

At 14th and Grand, vendors wove through the crowds selling \$20 T-shirts. We can't tell you all that the shirts proclaimed, but you probably have a good idea:

Patrick +@#&%\* Mahomes, the front reads.

And on the back, \*&%#@, I'm a Chief.

"I can wear this to the bar," one woman said.

T-shirt shirts were selling for \$15; pennants were \$5.

Fans quickly realized that money does make life easier.

John Fuller said getting down to the parade from Overland Park was easy: He just paid \$50 to park a few blocks from Grand Boulevard. "As a 50 year fan of the Chiefs, I don't think I would ever miss this," he said.

Tammy Noyes and her family drove up early from Louisburg, Kansas, and staked out a spot around 19th and Grand Boulevard.

"We paid \$40 to park, but it was just two blocks away," Noyes said. "And it was worth it."

## **STARTING EARLY**

The biggest and earliest gathering was at Union Station, where the rally was scheduled to begin at 1:30 p.m. Before 5 a.m., the plaza in front of the building was filling up.

Grace Kahn, 15, a student at Lee's Summit Academy, and Aubrey Kolberg, 21, a hairstylist, arrived at 4:30 a.m. to get a prime spot right up against the gated barriers at Pershing Road and Main Street.

“We wanted front row seats,” Kahn said. She missed the Royals parade and wanted to be sure to support the Chiefs.

They were so close to the front, “we could get a phone number,” Kolberg said, laughing.

“Yeah,” said Kahn, “and maybe get a great Instagram pic.”

Somehow Jody Feuerborn’s coat didn’t make it when she and her family packed the car around 5:30 Wednesday morning, but on the whole, the day was going smoothly.

She and her husband, Matt Feuerborn, and three of their children were lined up hours before the parade, relaxing on blankets five rows from the barricades along Pershing Road near Union Station. To pass the time, the family watched “Ferris Bueller’s Day Off” on Matt’s cellphone.

“We’re watching Ferris Bueller — skip school and go to the parade,” she said with a laugh.

Their commute from Shawnee took only 30 minutes, a far cry from the three hours they spent trying to get to the World Series parade.

“I don’t know if we started earlier or the city planned better,” she said.

They arrived around 7 a.m. and found a spot in the third row — until the car chase cleared the area after 8 a.m.

The first thing Feuerborn noticed was officers shouting, and they scrambled to get up from their spot and away from the barricade.

“We didn’t hear really the car coming,” she said. “Just all of sudden everybody goes, ‘Get back, get back, get back!’”

Feuerborn said the car had almost reached the spot where they’d been sitting when a police car hit it and spun it around.

“We could smell the rubber, smell the burning rubber,” she said.

## **THE EARLY BIRD GETS THE PRIME SPOT**

Seeing a Chiefs Super Bowl parade “means everything” to Yolanda Holman, who said she became a fan because of her late aunt.

“This would have been a day she would have been so happy — getting into the Super Bowl,” she said.

Holman and her sister, Kimberly Harvey, set out from Grandview around 6:30 a.m. and found parking up the hill from Union Station. They trekked slowly down down, taking their time because of Holman’s arthritis, and found spots for their lawn chairs along Pershing Road.

“It was hard, kind of, because it’s all downhill, but I mean, I just took my time, wasn’t in no rush,” Holman said. “That’s why I came really early so I wouldn’t have to fight too much of a crowd.”

The two were settled in their spots more than three hours before the parade began. So they came prepared.

“I got my lawn chair. I got about four tops on, my long johns. I have on my warm socks, heated socks, boots. I have hand warmers — the whole shebang,” Holman said.

M.J Ringstad came to the parade with his best buddies, Bennett Jones, Evan Jurad and Logan Hansen, all of them football players at Olathe Northwest High School.

They started planning where they would stand at the parade “as soon as we got to school on Tuesday,” Jones said.

Then when they woke Wednesday morning, “we started having second thoughts because we were just so tired,” Jurad said. But it was worth the early rise to claim a spot at 3 a.m. along Grand Boulevard, right up against the metal barriers.

“Front row seats,” they cheered in unison. Besides, they were all bundled up, and everything was warm and toasty. “Except our toes,” Ringstad said. “I can’t even feel my toes because they are so cold.”

Kaitlyn Carey of Independence and her family arrived at 12:30 a.m. to capture a prime spot at Pershing and Grand.

“We made sure we had a good parking spot and a sick spot (on the parade route) and we got both — boom,” Carey said. “I have not been to sleep yet. I have been up since 6:30 a.m. yesterday.”

But standing at that prime corner didn’t work out for everyone.

Poor Marybeth Gilbert, a 5-foot 1-inch-tall teacher at Center Elementary, was surrounded by the crowd as the players passed by. The crowd roared “Go Chiefs,” waved flags and held up their phones taking video.

Gilbert couldn’t see any of it. “I bet it looks great,” she said.

Nearby, Tein Braughton, 7, sat atop his dad’s shoulders. His mission: “to see Patrick Mahomes.”

Shortly before the parade started, what could he see?

“Heads!” Braughton shouted.

And then there were those who weren’t concerned about seeing the parade.

On 12th Street, a block west of the parade route, Ben Stueve, 35, was busy throwing a foam football to his 6-year-old son, Henry in a tiny park. The parade was about to start, but Henry didn’t care. He just wanted to play catch.

Dad, who grew up loving the Chiefs, was fine with that. He expects his son will have a great role model in Mahomes for years to come.

“It gives me a little bit of comfort knowing that his favorite player and the player who he’ll want to emulate the most is such a good person and a good leader,” he said.

## **THE COLD DOESN’T BOTHER ME ANYWAY**

Philip Schottel, 59, knows how to keep warm for his Chiefs. A 30-year season ticket holder, he deemed Wednesday’s weather “perfect.” Nothing like that playoff game in the ’90s, he said, when it was so cold “the beer in the neck of my bottle was freezing.”



A bit down Grand, die-hard fans Grant Mong and daughter Mallory, of Overland Park, said a little cold weather wasn't going to keep them from celebrating. "Bring it on!" said Mong, who was all decked out in a furry vest, leather chaps, cowboy hat and dark goofy glasses with red boxing gloves draped around his neck.

He was ready to celebrate.

John Mesa was 13 the last time the Chiefs staged a victory parade through downtown Kansas City.

He wasn't smoking cigars then, but 50 years after his first Chief parade he enjoyed a stogie as he lounged in a lawn chair on the steps of the former federal courthouse at Ninth and Grand.

"My wife dumped me off and went back home," Mesa said. She was cold, but he wouldn't have missed it short of a blizzard.

"I've been a season ticket holder 26 years," he said.

Rayshonda Johnson of Kansas City said her family tailgates at every home Chiefs game (their parking spot is J31 at Arrowhead). They know what they're doing.

At 4 a.m. Wednesday, they snagged a parking space at 16th and McGee and set up a grill and fire pit, where they were roasting hot dogs and brats.

"We are true fans," she said.

## **GOING THE DISTANCE**

Charles Willsie said he and his wife drove 4.5 hours from Sioux City, Iowa, Tuesday night "so that we can celebrate with all of our friends and family in Kansas City."

"It's important for me to witness this. I grew up in Kansas City," Willsie said. "I've been a lifelong Chiefs fan. I've been through all the trials and tribulations with the team. And I'm ready to finally celebrate a victory."

Shawn McMullen and Reggie Oliver weren't missing this.

McMullen, 41, drove 14 hours from Charlotte, North Carolina, to watch the Super Bowl with family in KC. Oliver, 40, spent \$600 on a last minute flight to KCI Tuesday.

Childhood friends raised in Kansas City, both lined up for the parade at 7 a.m. near its beginning at Sixth and Grand.

"Chiefs nation," McMullen said. "It don't get any better than this."

They figured the spot would allow them to see the parade and quickly get out of the cold to watch the rally on television later.

Bundled up in multiple layers, neither seemed fazed by the freezing temperatures.

"It is what it is," Oliver said. "It's Kansas City."

Both planned to stick around town for a few more days.

"I just want to take it all in," McMullen said.

## THE SHUTTLE BUS WASN'T THE PROBLEM

At the 2015 World Series parade, the shuttle bus system was so slow and crowded that some fans said they waited hours and never made it.

Kansas City Area Transportation Authority CEO Robbie Makinen said officials learned from that. This year, he said, twice the number of buses were deployed, made possible with dozens of school buses.

In all, more than 400 buses were used. By 10:30 a.m., Makinen said, 30,000 people had used the shuttle service.

"It's been working really well. The longest wait times I've heard is around 30 minutes, so people are happy with that," he said. "We learned a lot from 2015. And now we need to do this more often with more victory parades because we've got it down."

At Oak Park Mall around 8 a.m., the line for the shuttle bus was moving along, but Bart Putnam still had a challenging morning.

The Olathe resident and lifelong Chiefs fan joined a few hundred others at the mall in Overland Park to catch a free ride to the parade — but not without enduring some stress first.

"We dropped off the car last night so we could have a way to drive back. But then Uber drivers weren't coming to Olathe this morning," he said, adjusting his arrowhead-shaped hat. "So we decided to come to Oak Park Mall and get on the shuttle bus. Well, then I forgot my jacket."

Putnam and his wife returned home, still couldn't catch an Uber, then arrived back at the mall in Overland Park.

In the end, they caught a shuttle after a 30-minute wait. But he said he would do whatever it takes to make it to the parade.

"The last time the Chiefs won the Super Bowl was on my birthday, but a year before I was born," Putnam said. "I never got to see this before. (I'm a) big football fan. I'd definitely go a long way to get there."

By 10 a.m., there were shorter wait times, or no wait times, at all of the shuttle bus stops.

At Swope Park, fans said they were grateful to see the long line of buses awaiting them after they walked more than a mile in the snow. Many hopped aboard in a matter of minutes.

James Hansen of Leavenworth got to the stop at Worlds of Fun at 5 a.m. He waited outside the gate and eventually got on a bus at 7.

He then journeyed from the drop-off at Lydia Avenue and Truman Road all the way to Pershing Road, just outside the Westin Crown Center.

As a Chiefs fan for more than 20 years, he said it was important to see this "once in a lifetime" parade.

Driving into downtown Kansas City appeared to go rather smoothly as well. Periodic checks of KC Scout traffic cameras showed roadways flowing freely for the most part.

Authorities warned drivers not to park on the highways, like what happened during the World Series parade.

For one woman, walking worked just fine, even though she's on the disabled list.

April Keith of Gardner, injured while shopping last December, showed up on a leg scooter.

"We just walked five miles on a broken foot because we were not going to miss this," Keith said near the Liberty Memorial. "Because this is a once in a lifetime opportunity and nothing's going to hold us back."

## **CHEERS TO THE CHIEFS**

Police officially warned against public consumption of alcohol along the parade route. But that didn't seem to stop many people.

Grand Slam Convenience store at Sixth and Grand enjoyed a steady stream of customers buying vodka, beer and other drinks. Out front, they sold aluminum bottles of Bud Light in plain view of police officers.

On the Grand Avenue bridge over Interstate 35, a couple went to work on two six-packs of frosty Smirnoff Ice. One man in a Chiefs jersey walked around with everything he'd need for mimosas: a gallon of orange juice in one hand and a bottle of champagne in the other.

Staff at Anthony's Restaurant and Lounge blocked off the front and back entrances with folding tables.

Outside, employees shouted, "Cold beer! Get your beer here! Hot dogs too!"

Tables had only three condiments: ketchup, mustard and Sweet Baby Ray's barbecue sauce.

On Admiral Boulevard, the Red Front Bar and Grill was packed with people pregameing on whiskey sours and bloody marys. But many flocked to the coffee, hot chocolate and doughnuts.

"Everyone's just so excited," said Jennifer Simone-Mandacina, who owns the bar with her husband, Charles Mandacina III. "People we're down here at 3,4 in the morning."

Her husband sold spots in the adjoining parking lot early in the morning for \$40 apiece. It quickly filled up.

She said the bar wasn't gouging customers on food and drinks. The coffee, hot chocolate and doughnuts weren't priced — whatever customers offered was accepted.

## **HERE THEY COME**

Up on Sixth street before the parade, speakers blasted oldies like Def Leppard's "Pour Some Sugar on Me." The crowd knew game time was close when the music switched to the Beastie Boys' "Fight for Your Right" and Tech N9ne's "Red Kingdom."

The parade started right on time at 11:30 a.m., and cellphones immediately lifted toward the cloudy sky as spectators sought to capture the moment — if they weren't 10 rows back.

Aboard the buses, Kansas City Mayor Quinton Lucas threw his hands out in celebration, and Missouri Gov. Mike Parson smiled widely.

The route was littered with confetti cannons, drawing loud applause at each shot.

Some fans complained that the players — particularly Mahomes — were hard to spot atop the crowded buses. One woman, though, gushed, saying it was just like the humble quarterback not to hog the spotlight.

Farther down the parade route, [many of the players left their buses](#) and danced on the street, greeting fans who filled the sidewalks.

One fan, clad in red and gold pants, steadied himself on top of a garbage can and yelled to hundreds of strangers: “This is the best day of my life!”

Fans dozens of rows from the parade craned for a look at Chiefs royalty.

“Andy!” one woman shouted as a man who may or may not have been Chiefs Coach Andy Reid rode by.

Near the Westin Crown Center, a man who looked an awful lot like Reid — graying mustache and all — donned a headset and conspicuously chomped his gum for the occasion. He elicited shouts and waves as he made his way along Pershing Road.

As the parade moved down Grand, Mahomes became a bit more conspicuous. As Chiefs fullback Anthony Sherman stood by atop the bus, getting the crowd going, Mahomes waved, smiled and launched a few footballs, before heading over to Union Station for the afternoon rally.

Touchdown, Kan-Za City!



(Team)

## **The Chiefs want to turn Arrowhead Stadium into a voting location this November**

Sam McDowell

August 26, 2020

KC Star

The aftermath of a Super Bowl title has been overshadowed by one of the most unusual and unpredictable summers in NFL history.

Kansas City is not immune.

Rather than an offseason defined by a championship celebration, the Chiefs have been occupied instead with real-world issues, such as the COVID-19 pandemic, deciding whether to allow fans at home games, furthering discussions with Native Americans on traditions like headdresses and the chop, as well as Black Lives Matter and voter registration.

Chiefs team president Mark Donovan spoke with the media on a Zoom call Wednesday, addressing all of those topics.

Below are his comments on turning Arrowhead Stadium into a voting location, as well as social justice causes, edited for length and clarity. You can find his comments on [the plan for fans in the stands here](#) and [the ban on Native American imagery here](#).

- Quarterback Patrick Mahomes and safety Tyrann Mathieu have [pledged to become involved in voter registration movements](#). As part of their objectives, they said they have spoken with Donovan, as well as Chiefs chairman and CEO Clark Hunt.

On Wednesday, Donovan said the organization is trying to make Arrowhead Stadium a polling location in November.

“Voting registration and voter engagement, I personally believe, is very important. And people exercising their right to vote, I personally believe, is very important. I think Patrick, Tyrann, others, I’m really proud to be associated with those guys in their efforts. I appreciate that they mentioned we’ve had those discussions, and I’ve been in those discussions. We have some plans to do things in and around this election that are going to be focused on, number one, awareness of the importance of voting; number two, creating awareness of the ways people can register to vote, the ways people can engage and doing that through the experts in that space.

“We have a plan right now, which is not final, and I’ll share it with you all that we’re committed to doing it, but it has some challenges — we want to make Arrowhead a polling location. We want to create an opportunity for people to come to Arrowhead and vote. In addition to that, with the awareness, you’re going to see a lot of things around the highest points of awareness for us as

an organization that are going to be focused on voting, the awareness of voting and ways to vote.

“One of the reasons that I personally and I think this organization believes that’s a platform we need to get behind is the beauty of the vote. You can have different opinions. You can vote for different people. But vote. And that’s really what we’re trying to engage in.”

- In the aftermath of George Floyd’s death, sports leagues have embraced moments of protest and solidarity among players. The NFL has yet to play a game since Floyd, a Black man, died while in police custody after a white cop knelt on his neck for nearly 9 minutes.

[Mahomes and Mathieu joined other NFL stars in releasing a Black Lives Matter video](#) aimed at garnering the league’s support for the movement, which it later received. The Chiefs also released a statement of support.

Asked how the organization might be involved in any future player demonstrations on the field, Donovan said, “I go back to some of the things we said when all of this started to become as big of an issue as it’s become. It’s definitely something that needs to be addressed. It’s definitely something that needs our attention. If you go back to the end of May or beginning of June, we sat and talked about this as an organization — players, coaches, football operations staff, our own executive staff. And we made a decision to shut our website down and just say (that) right now the important thing is to one of our principles — unite our community. Unity is more important now than ever, and we need to continue to do that. And that’s been our theme.

“When the players’ video came out early in this process, I was really proud to be part of the team that we’ve got to support this; we’ve got to go out with a statement. I believe we were the first team in the National Football League to respond to that video. I’m most proud of the message we sent that night. It was late at night. It was Clark (Hunt), myself and a few others on a phone call, just saying, the message we want people to hear and the message we want our players to hear is that we love and support them. We’re part of a family. Just like any family, there are passions on all sides. What we’ve said is, in discussions that I’ve had with our players, with Clark, with Coach (Andy Reid), with (general manager) Brett (Veach) and with others, let’s love each other, let’s support each other and let’s respect each other. That’s really what we’re going to continue to do. We’re going to meet and have more discussions about this. And you’ll be hearing more from us as we go. But that’s the approach we take to issues like this.”

(Team)

## **The Chiefs' plan to keep their Super Bowl team together was three years in the making**

John Clayton

August 25, 2020

The Washington Post

As he watched rookie Patrick Mahomes develop behind starting quarterback Alex Smith in 2017, Kansas City Chiefs General Manager Brett Veach began to get the feeling he was going to have some difficult salary cap management in his future.

Veach and Matt Nagy, then Kansas City's quarterbacks coach and now head coach of the Chicago Bears, were the first people in the Chiefs' organization to think Mahomes should be Kansas City's next quarterback. In 2016, Nagy would get his fellow assistant coaches to watch Texas Tech games featuring Mahomes, and Veach would send repeated video updates to head coach Andy Reid — to the point that it became too much. Eventually, however, Veach's scouting reports won over Reid, and Kansas City traded up in the first round to draft Mahomes.

As a rookie, Mahomes sat for the team's first 15 games, but when the quarterback played against Denver in the 2017 regular season finale, after a full season of shredding the Chiefs' defense in practice, Veach knew not only that his and Nagy's instincts were correct, but that he had to start thinking about building the roster around a future second contract for Mahomes that could cost more than \$40 million per year.

"I think any time you draft a quarterback, your intentions are to eventually sign him to a long-term deal and hope and pray he's a franchise quarterback," Veach said. "We certainly got a glimpse of what he could do in that one start in Denver. We had seen a backlog of just tremendous development, and some of the stuff he did in training camp created the thought to have a great plan in place."

That plan, which began in 2017 and culminated this offseason with a [contract extension for Mahomes](#) and the retention of several other key players, has the Super Bowl champion Chiefs in position to defend their title this season and for years to come. And for Veach, the lowest-paid GM in football, according to two people with knowledge of the situation, the work he did in keeping Kansas City's core together is likely to change his own financial status in the near future.

After Mahomes was drafted, Reid did not rush his development, having him sit behind Smith during a year in which the veteran led the Chiefs back to the playoffs. But even while Mahomes was a backup, his ability stood out.

"He would just completely eviscerate our number one defense in practice, and he did so easily," Veach said. "It was like, 'Oh, my God, this is like our third-team offense,' and he played with such a carefree attitude back then that something was brewing."

In Mahomes's first NFL game, he led a comeback to beat the Broncos, 27-24. After the Chiefs, led by Smith, lost in the first round of the playoffs, the team traded Smith to Washington and began the process of building around Mahomes.

"Our whole intention that first free agency period in 2018 was to get as much talent as we could," Veach said. "We knew we had a great tight end in Travis Kelce. We knew we had Tyreek Hill. That's why we went out and got Sammy Watkins. We just wanted to get as many weapons as we could. But as soon as we were three or four games into the 2018 campaign, we're thinking he's going to be the MVP."

Fifty Mahomes touchdown passes later, Veach was right, and the Chiefs came within a game of the Super Bowl. That led to a pivotal offseason, when Veach had to balance filling short-term needs — especially on defense — and positioning the Chiefs to handle Mahomes's eventual contract extension.

"We need a defense to complement this offense, because this kid is the best player in the league," Veach said of his thinking during the 2019 offseason. "Our offense is always going to score points, and we have to be good enough on defense to win a Super Bowl. We knew we had the offense that we had last year, but the defense wasn't good enough."

Veach's first big moves were trading outside linebacker Dee Ford to the San Francisco 49ers for a second-round draft pick and cutting outside linebacker Justin Houston. To many on the outside, the moves were curious for a team trying to improve on defense. Ford and Houston were effective edge rushers, but Veach needed to free up some money, and neither was an ideal fit for the new 4-3 defense under coordinator Steve Spagnuolo.

That left a void at edge rusher, and Veach began studying then-Seattle Seahawks defensive end Frank Clark. He had been impressed by Clark's college play at Michigan and the way Pete Carroll had developed him in Seattle. Clark, like Ford, was under the franchise tag.

"We knew it was going to cost, but we're thinking, 'How can we mitigate that cost?'" Veach said. "We made the [Ford] trade with the 49ers so we had the extra second-round choice. If we had to give up a one or a two, we're going to get something back."

Veach got a Pro Bowl pass-rusher in Clark, 27, at a young age. Then the Chiefs further helped the defense by signing safety Tyrann Mathieu to a three-year, \$42 million contract and drafting safety Juan Thornhill, who excelled before suffering a season-ending injury. The result was a much-improved defense that was capable enough, when combined with Mahomes and the high-powered offense, for the Chiefs to win the Super Bowl.

But as the 2020 offseason began, there was plenty of work to be done. The novel [coronavirus](#) pandemic, which is expected to have a major revenue impact on the NFL because stadiums will be without fans or only partially filled this year, threatened to lower the salary cap in 2021 and perhaps 2022. For the Chiefs, knowing they had to pay Mahomes, that meant they might end up losing some of their core players.

But where Veach was fortunate is Mahomes understood he could help himself by being flexible with his contract demands.



“He didn’t want his contract to be outdated, but at the same time he was cognizant that we have a lot of good players,” Veach said. “To be successful in this league . . . you have to be flexible and creative with your cap space, so he was open to be flexible.”

The Chiefs were able to work out a contract extension with tight end Travis Kelce (87) after some creative work with quarterback Patrick Mahomes' contract. (Charlie Riedel/AP)

The Chiefs gave Mahomes guarantees that kick in two and three years ahead. In doing so, they were able to lock him up for a total of 12 years, adding 10 years to the final two years of his rookie contract. But the main thing that got the deal done was Mahomes not getting a raise for the first two years. He was scheduled to make \$27.2 million in 2020 and 2021, and that’s what he makes under the new deal. His cap numbers also stayed about the same.

“If you look at the contract, the first five years average out to about \$40 million a year, so we get what we want,” Veach said. “Then in the second half of the contract, it’s like \$50 million a year.”

By keeping Mahomes’s cap number the same the next two years, Veach was able to lock up Chris Jones, one of the league’s best interior pass rushers, with a four-year, \$80 million deal. Jones gets the \$16.1 million he was scheduled to make as a franchise player this year and \$21.5 million next year. That flexibility left Veach with enough room to sign Kelce to a four-year, \$57.25 million contract.

The Chiefs now have core contributors Mathieu, Eric Fisher and Mitchell Schwartz signed through 2021; Hill and Mecole Hardman through 2022; and Mahomes, Jones, Kelce and Clyde Edwards-Helaire longer than that.

Mahomes’s decision mirrors one Tom Brady made early in the 2010s, when he took less money to allow the New England Patriots to keep the roster that surrounded him at a Super Bowl level. That, along with some careful planning and creative execution by Veach, puts the Chiefs in position to compete for another championship this season — and to potentially replace the Patriots as the NFL’s next dynasty.

(Team)

## Why the Chiefs had no problem re-signing their top players

Adam Teicher

August 26, 2020

ESPN

Tight end [Travis Kelce](#) had no problem finding reasons he wanted to remain with the [Kansas City Chiefs](#) after signing his recent contract extension.

"We have great guys in the locker room, great people in the facility and overall it's just a fun atmosphere every single time you come to work," Kelce said. "Guys don't want to leave that. Guys want to keep building off of that."

"Going out there and playing football with guys that come to work every single day and fight their tail off for you, it's a beautiful thing."

Kelce was speaking for himself but could have been speaking for any of the Chiefs' other high-profile players who signed new contracts during the offseason: quarterback [Patrick Mahomes](#), wide receiver [Sammy Watkins](#) and defensive tackle [Chris Jones](#).

It goes beyond just this group, in fact. The Chiefs, to a large degree, kept intact their Super Bowl championship team from last year. They were set to bring back 20 of their 22 starters from the Super Bowl before [Laurent Duvernay-Tardif](#) and [Damien Williams](#) opted out of the season because of COVID-19. Before Duvernay-Tardif's departure, the Chiefs looked as if they would be the first defending Super Bowl champions to return every player who started at least 10 games the previous season since the 1981 Raiders from the pre-free agency era.

Why did so many players, including a number of lesser-known players, decide to stay? Boiling it down, they wanted to.

"We've got a lot of selfless guys on this team, a lot of guys that don't necessarily look in their own mirror," safety [Tyrann Mathieu](#) said. "It's about the guys around them. It's a very fortunate situation we're in and I think everybody is just grateful to be a part of it."

The Chiefs have doled out a lot of money to keep the gang together. They would pay more than \$600 million over the lives of the contracts of Mahomes, Jones and Kelce alone.

But Watkins decided to stay for the final season of his contract by agreeing to a pay cut. He was scheduled to make \$14 million this season but will instead be paid \$9 million, though he could make up the difference and then some by reaching certain performance incentives.

"I've made enough money," Watkins said. "I'd love more money, but as far as being smart and [staying] on this team, knowing you've got to pay Pat, you've got to pay Chris, there's a lot of guys you've got to pay. So for me to take a contract like I did was a blessing. ... This is my

happy place, so why not take a smaller contract and come out and play with the guys I've been playing with?

"Very important to stay. For what we did in winning the Super Bowl and the type of team and coaches we have, the organization, why wouldn't I stay? I'm a guy that's been in the league going on seven years, and I've been on teams that were not so good and were not winning. We've got a well-established quarterback, a well-established team, coaches, organization. The real fun is in the winning more than anything."

As the Chiefs, in their own words, attempt to "run it back," a look at four reasons players are eager to stick around:

### **Coach Andy Reid**

Most Chiefs players seem to like working with Reid. That's particularly true of Mahomes, who before signing his extension extracted a promise from the 62-year-old coach that he wouldn't retire anytime soon.

Players generally feel Reid cares about them as much, if not more, as a person than as a player and also believe he can help them reach their potential as a player more than most coaches.

"No. 1 is Coach Reid," said backup quarterback [Chad Henne](#), in listing his reasons for re-signing with the Chiefs in March. "He's definitely one of the best coaches that I've been around. He knows the ins and outs of the offense and the defense. He's been around for a while and he's a winning coach."

### **Mahomes**

This is particularly true for pass-catchers like Kelce and Watkins. Kelce's two best statistical seasons have been the last two, since Mahomes was made the starting quarterback. Watkins hasn't hit career bests in two seasons with the Chiefs but might have had he not missed six games in 2018 and two last season.

### **Winning**

Not only are the Chiefs defending Super Bowl champions, but the future looks good. Many of their better players are still young in football terms. Mahomes is 24, Jones 26, [Tyreek Hill](#) 26, [Frank Clark](#) 27 and Tyrann Mathieu 28. Among their best players, only Kelce at 30 and [Mitchell Schwartz](#) at 31 are at an advanced football age.

"Guys want to be around a winning atmosphere," Henne said. "Obviously, a Super Bowl helps, but when you're around guys who want to compete each and every day and fight for one another, I think it's definitely just something that you want to be a part of. Throughout my career, ups and downs, winning [and] losing, winning is the way to go. We have great tradition here and a lot of great people around us."

### **Trust**

Players trust chairman Clark Hunt and general manager Brett Veatch to make the right moves after Reid is finished coaching, whenever that might be.

"We trust the front office, Brett Veatch, Andy Reid and Clark Hunt, to keep the core," Kelce said. "We trusted that they were going to be able to make it make sense for all of the players, which

they did. They held their end of the bargain. We're very thankful that we still have the core going into this year and for a few years ahead."

This is particularly true for Kelce, who is signed through 2025, and Mahomes, who is signed through 2031. Each may be playing for a different coach by the time his contract expires.

"I think that trust is something that's built, and with my three years in the Chiefs organization, you see the trust that everyone has within each other," Mahomes said. "Everything that coach Reid says, everything that Veach says, and what everyone in this organization says, those things happen and they put in the work every single day.

"It's almost a challenge if I can beat coach Reid or Veach to the facility some days. They put in as much effort as anyone, and when you have a culture like that from the top down, with Clark Hunt to the 75th, 90th, whatever man on the roster, that trust and that culture was something that I wanted to be a part of."



(Team)

## Chiefs players, coaches speak out on shooting of Jacob Blake. Here's what they've said

Sam McDowell

August 28, 2020

KC Star

The story of Jacob Blake, a 29-year-old Black man shot from behind seven times by a police officer in Kenosha, Wisconsin, has sparked pleas for change across the country.

In some cases, athletes have led the way. In the NBA, MLB, MLS and the NHL.

And in the Chiefs' locker room.

Conversations about social injustice continue to take place among Chiefs coaches and players, with head coach Andy Reid opening the floor for the discussions. Players have hinted they're considering potential demonstrations for the season opener on Sept. 10, though defensive end Frank Clark said Friday nothing has been finalized.

But they're moved to do *something*.

Quarterback Patrick Mahomes and safety Tyrann Mathieu [have turned the efforts toward an increase in voter registration](#). Chiefs president Mark Donovan said this week [the team will attempt to turn Arrowhead Stadium into a voting location](#) in November.

The police shooting of Blake Sunday compelled many in the organization to speak about the topic. Here are some snippets of what Chiefs players and coaches have said over the past few days:

### • Patrick Mahomes, quarterback

[Mahomes has been vocal in supporting Black Lives Matter](#), appearing in a video this summer in which players demanded the league back their cause. They did.

Mahomes appeared on SiriusXM NFL Radio this week and was asked about Blake.

"It's just crazy, man, that this is still going on in the world that we live in today. We're going to try to set the example on it, in whatever way possible, to show that we can get along and we can really respect one another for who they are and not the color of their skin. And we're hoping that we can get over this. I mean it's too long. It's been too long, and we're going to try to get over this and get to where we treat each other equally."

### • Frank Clark, defensive end

In a Zoom call with reporters Friday, Clark said the most difficult part of the situation will be one day explaining it to his young kids. He also offered a stark reality of what's to come.

“This is something we’re going to continue to deal with. That’s what you gotta understand. That’s what I understand. Our country, if they think that another Black man isn’t going to get killed by a police officer, I feel like everyone’s confused. I feel like if we don’t think it’s going to happen again and continue to happen, we’re confused. At this point, we have to do something about it. Man, it’s just crazy, you know? It’s crazy.”

• **Andy Reid, head coach**

Before being asked a question during his news conference Wednesday, [Reid opened with an off-script message about Blake](#).

“Listen, I’m just going to put my two cents in on Jacob’s situation. I think you guys know, I’m into team. I’m into peace and people getting along. Right or wrong, we all need to join hands, man, and make this world a better place where we can go into each other’s neighborhoods and be comfortable, and that we appreciate life and how important it is and how hard it is to create life — something that none of us are capable of doing in a test tube.

“It’s a precious thing, man. It’s complicated. It is precious. At this time, everybody needs to come together and join hands, like I said, and love each other for what we are, and the privilege that we have in this short period of time that we are on earth, as opposed to walking in fear, to walk with strength and pride and make this country the greatest place ever along with the world. We do that and we’ll be a great example to the world.

“My heart goes out to Jacob and his family in that situation. I don’t know the whole story. But I hate seeing the way things are going right now, and we’re better than that. Absolutely better than that.”

• **Eric Bieniemy, offensive coordinator**

Bieniemy spent the bulk of his time on the topic Friday complimenting Chiefs players, ownership, members of the coaching staff and front office for their response to social injustice issues in recent months. Then he zeroed in on the possibility of Arrowhead Stadium becoming a voting location this fall.

“That would be historical. I remember growing up as young kid. When I turned 18, I had to get a job, I had to go to school or I was gonna join the service. But on top of that, my mother told me, ‘Your ass is gonna vote. You are going to vote. Because we fought for this right.’

“And how about that? These guys have stood up and said, hey, let’s make this right; let’s make it where everybody can have the opportunity to come to this stadium and vote. I’m proud of the people that we have in this building, but I’m also proud of the people that have provided the light and way for them so they can come out and be free to be who they are and speak freely to the world about what’s going on and making the change.”

• **Travis Kelce, tight end**

Appearing with Mahomes on the radio show, Kelce echoed Reid’s sentiment.

“I think Coach said it best — everybody’s just got to love each other and appreciate one another for who they are, their differences, knowing that we all have differences. We all have crazy different upbringings (with) the people around us, thought of mind, things like that. Everyone has to come together and appreciate everyone for who they are, man. And until we have that peace

of mind, I think we need to stand up and make a change, make a difference in our communities, until we see that.”

- **Rashad Fenton, cornerback**

Fenton grew up in Miami, a diverse city in which he said “Everyone treats everyone equally there. That’s how I was raised.”

On the shooting of Blake, he said, “Just the fact that could be my father. That could be my uncle. That could be me. Just putting that into perspective of just treating everyone equal. I don’t know why it’s so hard (or) why it’s a discussion to get treated fairly.”

- **Tommy Townsend, punter**

The Chiefs’ rookie punter, who is white, said his place in the team conversation is different than that of those around him.

“The biggest thing for me is just listening and learning from my teammates. It’s always good to step back and learn. I think that’s been something that’s been happening a lot recently. Our vets and team leaders have been doing a great job of bringing awareness and doing everything we can to start moving forward and create change. That’s something I’m looking forward to — keeping the discussions going and continuing to learn.

“This is something that’s very new to me. A lot of light is being shed on it now. I think it’s definitely something that’s sparking inside of me that’s making me want to go forward and create change and do what I can to help out. A lot of the stuff going on, it is tiring. Even this short period of time that I’ve been seeing it on social media, it’s exhausting to see. I hate seeing it. I hate seeing how it affects my teammates and how it affects their families. It’s obviously not right. It’s something that we gotta be better at and we gotta change.”

(Team)

## **From top down, Chiefs pushing for social justice initiatives**

Dave Skretta

The Associated Press

August 31, 2020

KANSAS CITY, Mo. (AP) — Two years before Clark Hunt was born, the Kansas City Chiefs made history by taking Grambling State defensive tackle Buck Buchanan in the American Football League draft, making him the first Black player from any college — much less a historically Black one — to be the first player selected first overall.

It was a testament to the progressive nature of Hunt's father, Chiefs founder Lamar Hunt, the trailblazing son of a Texas oil tycoon who helped form the American Football League when the National Football League refused to grant him an expansion team.

Hunt was a champion of Black rights during the Civil Rights era of the 1960s. He grew up in conservative circles yet formed his own opinions of right and wrong. And when his football-loving son was born in 1965, those principles that Hunt instilled in his football franchise became instilled in Clark, who years later would succeed him as chairman of the Chiefs.

"My dad really encouraged the players to get out there and use their platform to make a difference in the community," Clark Hunt said. "A lot of those efforts over the decades have been focused on things that benefit the minority communities."

Indeed, the biggest reason the Chiefs are among the most progressive teams in the NFL these days — during a new era of social justice initiatives — is that the reigning Super Bowl champions always have been that way.

When star quarterback Patrick Mahomes, fast becoming the face of the league, speaks out in support of the Black Lives Matter movement, the Chiefs in turn support him. When safety Tyrann Mathieu and defensive end Frank Clark discuss the importance of registering people to vote, Hunt and his top lieutenants respond: "How can we help?"

The answer, by the way, is discussions to turn Arrowhead Stadium into a voting location in November.

"What I've really appreciated the last couple of years," Clark Hunt said, "is how engaged the leaders on our team are, and I'll just take Patrick and Tyrann as examples, that they're very engaged. They want to make a difference. They want to do some things that are going to make our country better, things that are going to help us get along as a country."

"You referenced Arrowhead being a polling station," Hunt continued. "That's one of their big issues, is voter registration and getting people out to vote. We've worked with them and we're working with some organizations here locally to try to encourage people to get out to vote. We've made an effort to get all of our players registered to vote here. The icing on the cake



would be if we could have Arrowhead be a polling station. We don't know if that's going to work out."

Yet the fact that discussions are taking place at the highest levels of Missouri government is a sign of just how seriously Hunt, team president Mark Donovan and the rest of the Chiefs franchise are taking such initiatives.

It's not as if there aren't players elsewhere in the NFL that are working for social justice, or for increased voting and better representation in government. But there are few organizations that are so vocally in support of them.

It's not just Hunt, either, though he sets the tone. Chiefs general manager Brett Veach and coach Andy Reid also are outspoken in their support, shrugging off the antiquated notion that having opinions and taking action outside the walls of the football facility can be a distraction or somehow detrimental to what happens on Sunday.

"I like when people come together. I'm about that," said Reid, who grew up in the melting pot of Los Angeles in the 1960s, and whose father was an artist that championed equality. "I've had a Native American athlete at Northern Arizona — phenomenal person. I've had Hispanic athletes. I've had obviously Black athletes, but from different areas of the world. I've had white athletes, and it's so unique how they all get together. I just appreciate the world I get to live in with athletics."

Reid understands taking any kind of stance can be divisive, particularly these days. So do Mahomes and Mathieu, who know that everything they say and do will be dissected and discussed in the wild world of social media.

Yet they dismiss any political concerns in favor of a simple idea: "Do what you think is right."

"I'm going to do whatever I can to fight for equality for all people," said Mahomes, who has a white mother and Black father. "I'm not worried about people and how they're going to do negative stuff back to me. I am worried about doing what's right for humanity and making sure that all people feel equal."

There have been missteps over the years, such as the Chiefs' use of Native American imagery that drew widespread condemnation and has been slowly phased out. Members of the franchise have expressed thoughts and taken stances that have proved regrettable. Opinions on a number of topics, such as Hunt's preference that players stand for the national anthem, have changed amid the changing landscape of American life.

The core values that Lamar Hunt set down remain, though. They're the values that gave Buchanan a chance with the Chiefs in 1963, and that are giving Mahomes and the rest of the team the platform to speak out nearly 60 years later.

"My dad set a great example for me and my siblings on a lot of issues. And probably his greatest strength was how he treated people," Clark Hunt said. "He didn't care where you came from, what your background was, what your race was. He treated everybody he met with respect and appreciation. That's been a lesson that we've all learned, and just bring it forward to what's going on with racial equality and social injustice. I think Andy probably said it as well as anyone: 'We just need to love our neighbor.' And if we all do that, this world is going to be a whole lot better place."

(Team)

## **Chiefs Kingdom raises record donation through Red Friday flag sales**

\$1 million benefits Ronald McDonald House Charities

Ashley White

September 18, 2020

KSHB

KANSAS CITY, Mo. — Kansas City Chiefs fans helped raise \$1 million for charity through flag sales during the Red Friday Kickoff Edition.

The Chiefs on Friday said the donation marks the highest Red Friday donation since the club began selling the flags before the 2014 season. Over the past eight years, the Red Friday sales have raised more than \$2.8 million for Ronald McDonald House Charities of Kansas City, [which provides free housing to families](#) of children receiving medical care.

“Red Friday is the most important day of the year for Ronald McDonald House Charities of Kansas City, and this year, more than ever, we really needed Chiefs Kingdom to show up in support of sick kids and their families. And show up they did,” the organization’s CEO, Tami Greenberg, said in a news release. “It’s extraordinary that this generous and caring community came together to make such a meaningful donation to RMHC-KC, all through \$5 flags.”

The Chiefs partnered with McDonald’s to sell the special Super Bowl LIV Champions edition of the flag at all Kansas City and St. Joseph-area locations. The flags also were sold at Kansas City Hy-Vee stores. The minimum donation for a flag was \$5.

“Year after year we’ve seen the people of Kansas City, and Chiefs fans throughout the country, step up to show their amazing support for this team through Red Friday, as well as show their appreciation for the work that RMHC-KC does here in our community,” Chiefs President Mark Donovan said in the release. “This was certainly the most unique flag we’ve done in the past seven years as it was our Super Bowl LIV Champions flag, and we hope to #RunItBack, have another champions flag, and raise even more next year.”

The Red Friday Kickoff Edition also stopped in Springfield, with flags sold at 55 McDonald’s locations in the area and the Hy-Vee store in Springfield. Those sales generated nearly \$65,000 for Ronald McDonald House Charities of the Ozarks.

In the Topeka area, flag sales raised nearly \$25,000 for Ronald McDonald House Charities of Northeast Kansas.

(Team)

## **‘A bright spot’: Chiefs welcome voters for historic Election Day at Arrowhead**

Nate Taylor

November 3, 2020

The Athletic

KANSAS CITY, Mo. — Brian Brooks arrived with his red Chiefs mask on his face. Brian Cunningham wanted to honor the occasion by donning a red sports jacket that has been in his family for 57 years. Excited to enter one of her favorite places in the city, Tara Russell knew a red, white and gold sticker awaited her, one to demonstrate that she fulfilled her right as an American.

Brooks, Cunningham and Russell — and thousands of other Kansas Citians — came to Arrowhead Stadium on Tuesday, some as early as 6 a.m., to vote on Election Day.

“This is historic,” Brooks said after he voted. “I’ve never seen anything like this, voting at a stadium. This is important to me because the Chiefs are such a vital part of my life, always have been. To combine that passion with the passion of trying to make your voice heard through voting, it was a no-brainer for me.”

Indeed, Tuesday provided another monumental moment for the Chiefs in their 61-year history. The franchise, after five months of work, was able to get Arrowhead approved by the city’s election board as a centralized polling location for the first time in the venue’s 48 years. For 13 hours Tuesday, registered voters who live in the city and within Jackson County (Mo.) were eligible to cast their ballots inside Arrowhead’s club level.

As Chiefs fans, Brooks, Cunningham and Russell all referenced the same person as the same primary reason they were aware of Arrowhead becoming a polling location: superstar quarterback Patrick Mahomes.

Fans voting at Arrowhead was the result of an idea from Mahomes and star strong safety Tyrann Mathieu, one that was driven out of frustration and sorrow in the aftermath of the deaths of Ahmaud Arbery, Breonna Taylor and George Floyd. In June, Mahomes and Mathieu approached the top four men in the organization — owner Clark Hunt, general manager Brett Veach, president Mark Donovan and coach Andy Reid — to have the Chiefs create a voter registration program. The team’s registration initiative was designed to help educate people about their voting rights and encourage them to get involved in social issues where they live.

“We support our players, we love our players, and we’re proud of them,” Donovan said. “We’re a family. The things about families, and we’re an example of this, is we’ve got representatives on all ends of the spectrum from a political standpoint.”

“Trying to find some platform that we can all get behind is not always easy. This one really resonated with a lot of our players and a lot of our organization.”

Side by side, fans and members of the Chiefs organization voted together, as everyone wore masks to cover their mouths and noses amid the coronavirus pandemic.

“It means a lot because this year has just been a cluster for everyone,” Russell said. “It’s been full of confusion, full of people on opposing ends. In Kansas City, I feel like the Chiefs are one thing where everyone does come together, regardless of your beliefs. The Chiefs opened it to everyone to vote.”

Donovan said he drove by his usual polling location around 5:30 a.m., and the line of people was already down the street. By 5:45 a.m., Donovan was inside Arrowhead to cast his ballot, as Reid followed by making his voting selections around 6:30 a.m. One of Arrowhead’s security guards, Donovan said, finished his night shift and was able to vote before going home.

“I haven’t been at a lot of polling stations as they open the gates, but I don’t think there are very many around the country where people were cheering as they walked in the door,” Donovan said. “It has something to do with being at the stadium, but it was a pretty energetic atmosphere.”

Serving as one of the judges for the city’s election board, Donovan called the Chiefs’ polling location the most efficient he’s seen in his 36 years as an eligible voter.

Brooks, 35, entered Arrowhead and voted within 15 minutes. Cunningham, 47, voted in less than 10 minutes. Russell, 35, executed her right to vote in 12 minutes.

“It was very smooth,” said Brooks, who co-hosts a morning radio show on Hot 103 Jamz. “You can tell the Chiefs really thought this thing out. The social distancing is there, and there’s plenty of space for that. I would love to experience this again.

“I’m going to always remember, in 2020, along with coronavirus, that this is a bright spot. I was shocked at how convenient it was. There was no craziness, no anarchy. You vote for who you vote for, and you get in and out.”

The Chiefs partnered with RISE To Vote, an organization that helped many NFL teams encourage voter registration. One meeting in July, Donovan said, led both parties to consider Arrowhead as a polling location. The stadium, which holds more than 76,000 seats, fulfilled many of the requirements for a new polling location — a large space, free parking, accessibility, plenty of electronic outlets and controlled heating and cooling depending on the weather — in the Chiefs’ application to the election board. At first, the Chiefs wanted at least 15 voting machines on site, which is often three times more than most polling locations.

“That process culminated, not too long ago, with the election board saying, ‘Although it’s a great idea, there’s just too many hurdles,’” Donovan said. “We finally had to go to them and say, ‘What’s it going to take?’”

The answer was a financially shared effort from the Chiefs, Hunt and Mahomes’ foundation, 15 and the Mahomies. The group purchased 40 new voting machines, an investment of more than \$100,000, for Arrowhead to remain a polling location for future general and midterm elections.



“Hopefully (for) 10 years, these machines will continue to be used,” Donovan. “For anybody that’s been here today, I think they’re going to want this to be a polling location for a long time.”

Cunningham, a business systems analyst at Ascend Learning, has been a Chiefs fan his entire life. His father, Robert, became a season ticket holder in 1963 after Lamar Hunt, the Chiefs’ founder, moved the team from Dallas to Kansas City. The elder Cunningham became one of the franchise’s Red Coaters — in wearing a red sports jacket at old Municipal Stadium — who was a part of the team’s pregame ceremony in forming a lane for the Chiefs to run through during their introduction. Cunningham’s father died during his childhood, but he felt it was fitting to wear the sports jacket while voting at Arrowhead.

The Yellow Rock Barn, a historic site within the city, is Cunningham’s usual polling location. But Cunningham wanted to drive a few extra miles to vote at Arrowhead in appreciation of the leadership from Mahomes and Mathieu.

“It shows that they listened to the players who wanted to do this to make it easier for people to vote,” Cunningham said of the Chiefs. “I saw pictures of (Reid) voting earlier today and that’s cool. It’s just cooler to go to Arrowhead to vote.”

Within days in June, the Chiefs followed their star players, with Hunt, Donovan and Reid voicing their support of the Black Lives Matter movement after people began protesting in opposition to police brutality, social injustice and systemic racism. Everyone in the organization felt their greatest impact was to assist people in expressing what they believe is important by electing the officials who best represent their values.

“Clark Hunt and Mark Donovan have gone above and beyond to support the players, and that’s what team is all about,” Reid said Monday. “There’s great respect there. That’s the part I appreciate the most, just how everybody pulled together to jointly get this thing done.”

Before the Chiefs’ season opener, prominent players, such as Mahomes and Mathieu, wore T-shirts that featured the team’s red and gold colors. Next to the Chiefs logo was only one word — in big, capital letters — on the front of the shirt: VOTE.

One of the first people to vote at Arrowhead was Quinton Lucas, Kansas City’s mayor. A few hours later, Brooks felt inspired and invigorated by how the Chiefs’ popularity, as reigning Super Bowl champions, attracted a variety of voters across several demographics.

“Usually at the church I vote at, it’s all Black (people),” Brooks said. “But here, you see that there’s different races and different ages, which is really cool. That’s a microcosm of America. It just shows that the voting initiative put out by the Chiefs was a real collaborative effort to get people out to vote.”

Most players, Donovan said, voted before Election Day via an absentee ballot in their home state, such as Mahomes in Texas and Mathieu in Louisiana.

In the aftermath of the voting initiative and Arrowhead becoming a polling location, Mahomes said last week that the Chiefs’ next mission is to financially support local minority-owned businesses. Donovan acknowledged that the Chiefs are close to finalizing donations to two organizations before the end of the year.

“Having as many people vote is obviously the first step right now with how important this election is,” Mahomes said. “But the next step is to continue to help out our community and help

out the people that need the help the most. I think the biggest thing is keeping the conversation going and then going out and taking action.”

In past elections, Russell has voted at the Disabled American Veterans building, which is less than 5 miles from Arrowhead. She remembers the last time she voted, too. Russell was with her 13-year-old son, Alan Russell Anderson Jr., and they both waited outside in near-freezing temperatures.

Tuesday was Russell’s first trip to Arrowhead this season, the place where she has tailgated and cheered for the Chiefs for years. Working three jobs — a forensic specialist for the city’s police department, a nurse at Truman Medical Center and a sexual assault nurse examiner at COVERSA — Russell planned her day, and when she could vote, in a manner similar to how Reid puts together the Chiefs’ weekly game plan. Russell didn’t need a coat since the temperature was 70 degrees, but she researched the state’s Supreme Court judge, Court of Appeals judge and the circuit judges on the ballot.

Before she exited Arrowhead, Russell asked a poll worker if she could have two red, white and gold “I VOTED” stickers, one to put near her heart and the other to be given to her son.

“I’m glad that the players did push for this,” Russell said. “I think Andy Reid should be happy that he was voting where I was voting.”

(Brett Veach)

## Chiefs GM Brett Veach Strengthens Dynasty Talk with Fantastic Offseason

BJ Kissel

July 16, 2020

Chiefs.com

The word was thrown around after the game down in Miami just a few months ago.

The Chiefs Kingdom diehards called for it after Patrick Mahomes' MVP season back in 2018, which fell just short of a Super Bowl trip.

For many, the feeling the word may elicit changed following all of us witnessing the thrilling comeback win over the 49ers, and the knowledge that this team is full of young superstars – not seasoned veterans giving it one last shot.

But for the remaining few who don't find need to throw around the word "dynasty" regarding the Kansas City Chiefs' current opportunity, perhaps Brett Veach and his staff reportedly turning less than \$200 of salary cap space this offseason into keeping Sammy Watkins and Demarcus Robinson, signing Patrick Mahomes to the largest contract in sports' history, and giving the CEO of Sack Nation – Chris Jones – what he rightfully deserved, rightfully where he deserved it – could change their mind.

And that wasn't it, but we'll get to the others later.

To dig a little bit deeper into the significance of each of these big-money moves and the underlying story that connects each of them – shows the continuity, trust, and relationship between the Chiefs' personnel staff, coaching staff, players and ownership.

From the moment Sammy Watkins first stepped into the building and held his very first press conference, he mentioned culture, family, and the Kansas City community as reasons he was excited about joining the organization – not just the chance to play for a historically-good offense.

That culture Andy Reid has created and Brett Veach, who got his start under Reid, understands, has built an environment that Watkins wanted to not only be a part of, but wanted to stay in. That hasn't been the case at Watkins' previous stops, as he's been open about before.

Therefore, the conversation about players like Watkins re-structuring deals, perhaps taking less money – depending upon incentives and such, are often discussed in *only* financial terms, which is real, but is *also real* that the environment had to be right. The culture had to be right.

Reid and Veach have gotten that right, and Watkins' return proves that on many levels.

The conversation surrounding Patrick Mahomes' deal has been about astronomical numbers and overall length of the deal—something that will make Brandt Tilis and Chris Shea – two of the unsung heroes of the offseason that you may never see publicly – names in Chiefs' lore as part of this dynasty construct.

But the fact that Mahomes was acutely aware of the structure of *his* deal and how it would to relate to others, again, shows something of the culture, trust and relationship between all three groups at work – the personnel staff, coaching staff, and ownership.

Less than a week later, Jones secured his bag and seemingly the entire team celebrated on social media.

From less than the cost of an authentic Mahomes' jersey in the team store to signing a core of players that could rightfully earn them more than the cost of a new stadium, the Chiefs' offseason was a historic chapter written not before our time, or after our time, but *during our time*, by Veach and company, who still had to time to think up gems like, "[The Brett Veach Special.](#)"

But outside of these big moves, which in some ways could be seen as obvious ones to get done - despite the different financial challenges to do so – the smaller under-the-radar moves could be just as important.

Look no further than last year's Super Bowl victory and unsung hero Damien Williams, who many thought had a legitimate case for Super Bowl MVP, or Daniel Sorensen the AFC Divisional Round win over the Texans – his tackle on the fake punt and forced fumble a few minutes later changed the tide.

Williams is tied for 13th all-time in NFL postseason history with 11 touchdowns – the second-most of any current player in the league (Rob Gronkowski, 12). He's two postseason touchdowns shy of entering the Top 5 in that category. His initial signing wasn't met with an amount of fanfare that he's earned with these numbers, and neither was Sorensen's extension (before Veach's tenure, but same point remains).

And that's because it's not always about the big signings.

The offseason signings of guys like the versatile Mike Remmers, who has started more than 75 games in his career all across the offensive line, or defensive end Taco Charlton, a former first-round pick and a mentee of Chiefs' Super Bowl hero Frank Clark back at the University of Michigan, or even cornerback and standout special teamer Antonio Hamilton, who Dave Toub singled-out as a player he wanted specifically, at some point next season, these guys will all play crucial roles.

And most already know about what running back Clyde Edwards-Helaire, linebacker Willie Gay Jr. and the rest of the rookie class is bringing to the table. It was the talk of the offseason until Veach, Tilis and Shea went all Oprah with everyone on new contracts – tossing tens of millions to homegrown players on each side of the ball.

They accomplished most of this during a pandemic as well. That will always be a part of this story.



While Mahomes, Jones, Tyrann Mathieu and others with the big names and contracts get most of the national headlines, and rightfully so, the under-the-radar players who aren't getting their hype now, fight to be the next Damien Williams, Charvarius Ward, or Daniel Sorensen.

The re-signing of players like Mike Pennel, Bashaud Breeland and Anthony Sherman shouldn't go unnoticed either. It can seem easy to bring back players to a Super Bowl winning team, but this culture was in place before the Super Bowl was won.

***Culture comes first in anything that is special. Success without culture is fleeting.***

It's a culture that shows it rewards people who come in and do the right thing – treats them fairly throughout the process and is something they want to stay a part of.

We've seen it play out just like that with this team.

The only players on the roster over the age of 30 years old right now are Chad Henne (35), Mitch Schwartz (31), Anthony Sherman (31) and Mike Remmers (31).

Led by a Hall of Fame head coach, the league's undisputed best player and a fanbase prepped for the long run—combined with a perfectly executed offseason—there's no reason not to throw around the word "dynasty" when it comes to the Chiefs' opportunity right now.

The players haven't shied away from it. They're actively promoting it, and coach Reid shies away from nothing.

The Chiefs are looking to become the eighth team in NFL history to win back-to-back Super Bowls, and the first since the 2003-04 New England Patriots. No team in the history of the NFL has won three Super Bowls in a row.

If the conversation later becomes how do we quantify the greatest "dynasty stretches" in the history of the NFL, these are a few of the numbers and stats that'll be used.

So, that's the bigger challenge ahead. In the immortal words of Roger Dorn, "I guess there's just one thing left to do."

**RunItBack**

(Andy Reid)

## **‘I’m into peace’: Andy Reid seeks unity; Chiefs president discusses many topics**

Nate Taylor

August 26, 2020

The Athletic

KANSAS CITY, Mo. — The Chiefs held another padded practice Wednesday as part of their training camp, but coach Andy Reid wasn’t interested in talking about football when he arrived at the podium for his usual news conference.

In his opening statement, Reid expressed his frustration in the aftermath of Sunday’s shooting in Kenosha, Wis., when a police officer shot Jacob Blake, an unarmed Black man, seven times. The incident, which left Blake paralyzed, was captured on video by a bystander’s smartphone.

“I’m into peace and people getting along,” Reid said. “Right or wrong, we all need to join hands, man, and make this world a place where we can go into each other’s neighborhoods and be comfortable, that we appreciate life and how important it is — and how hard it is to create life. It’s a precious thing, man.

“We need to, at this time, come together and love each other for what we are and the privilege that we have on this short period of time that we’re on earth. As opposed to walking in fear, walk with strength and pride and make this country the greatest place ever. We do that and we’ll be a great example to the world. My heart goes out to Jacob and his family.”

The Chiefs were off Tuesday, and Reid spoke with many of his players about the shooting before Wednesday’s practice. The Chiefs, unlike the Detroit Lions on Tuesday, elected to have their practice to prepare for their season opener in two weeks. Reid, though, wanted to make it clear that the Chiefs, as a team, agreed with what many members of the Lions — such as general manager Bob Quinn, safety Duron Harmon and quarterback Matthew Stafford — said Tuesday [in demanding social justice and equality](#).

“I listen,” Reid said of his players’ fears and anger. “I try to do the same thing with my kids and people I come in contact with. You can learn from everybody, and there’s concerns right now. Change is always a little uncomfortable for people. In our business, we have a lot of change, and it’s constantly happening. You’ve got to listen and sit and make sure you keep open communication. I’m lucky to have a locker room that does that and players that talk about it and guys that listen to each other.”

In June, Reid voiced several of his emotions — sorrow, anger, empathy, gratitude and, finally, optimism — with regard to the racial and social issues that have gripped America this summer after the deaths of Ahmaud Arbery, Breonna Taylor and George Floyd. Reid told Chiefs fans then that he supports the Black Lives Matter movement to end social injustice, racism and police brutality.

In reiterating his message Wednesday, Reid used even stronger words in urging Americans to do more to improve the country's progress toward true equality.

"I hate seeing the way things are going right now," Reid said. "We're better than that, absolutely better than that."

An hour after Reid's comments, Mark Donovan, the team president, held his annual news conference during camp, discussing the topics and issues the franchise has addressed since the Super Bowl.

Because Donovan's comments are some of the most significant since camp started, *The Athletic* decided to publish the full transcript. Donovan's answers to reporters' questions have been lightly edited for clarity.

**Why do the Chiefs feel comfortable selling tickets when many other NFL teams, and other pro sports teams, haven't felt comfortable, at least to this point?**

It's roughly 16,000 tickets out of the 75,000 or so that we typically would have. I think what makes us comfortable is our plan. I was on a league call (Wednesday), and we were talking about that and I was asked to present to the league our plan and our success this past Saturday. And our plan for Saturday and for the opening kickoff.

Our plan is only as good as compliance and the following of directions, the following of a protocol for our staff or our players, for our coaches and for our fans. It's critical. If they do, we feel pretty confident that we can do this. We're not alone. We are definitely in the minority when you look across the league. We take the responsibility very seriously. We understand that we've got to get this right and we've got to be very diligent in our processes and protocol in order to be successful, in order to have another game with the fans. We know that other teams and other leagues are looking at us.

**What system is in place to ensure that the people who are charged to ensure that the safety policies are being followed are actively identifying and correcting violations, such as not wearing a mask when inside the stadium?**

I was very impressed with our fans and their ability and their compliance with putting on their mask as soon as they are approaching someone. This is not an excuse, and I want to be crystal clear on this: We have to do a lot more to continue to communicate, to make people aware that it's really important, even in your seats, to wear your mask.

I talked to a few of our season ticket members. I said just I need to reinforce the importance of wearing the mask in the stands. And the dad looked at me and said, "Mark, I wore the mask everywhere you told me to. I was sitting in a seat, there's no one within 10 feet of me and I'm with my family (who I) eat with and spend all my time without a mask. I appreciate it, but it's 95 degrees and I took my mask off for a minute." I said, "I hear you, but as we get more people in and we're closer together, we'll have more interactions, more cross traffic. We all have to be disciplined."

You'll see some stuff this Saturday. It's very in-your-face signage. We're gonna walk up and down aisles with a sign that says, "Hey, wear your mask, even if you're sitting."

We're going to continue to learn to try to understand how we can better enforce that. We don't want to be in a situation where we're evicting someone or arresting someone or anything like

that. But we think that we have enough systems and enough communication in place where we can enforce that. It's to protect all of us.

One of the biggest things we had to our advantages is we're an outdoor stadium. But we also have to listen to the experts. And the experts are telling us, "Yeah, you're an outdoor stadium, but you're not just sitting and eating dinner. You're standing and cheering and yelling and screaming. Those are all things that factor into the risks associated. And those risks are significantly decreased if you wear a mask." So those are the kinds of things we're really focused on.

**FC Dallas (a Major League Soccer team), which (Chiefs owner) Clark Hunt also owns, decided to kneel, as a peaceful protest against police brutality and social injustice, during the national anthem earlier this month in its first home match. Some fans booed them. How does that situation impact the Chiefs if those players want to express themselves in a similar manner?**

We learned a lot from the FC Dallas situation, and I think everyone across sports learned a lot from that situation. We take all that learning into what we're talking about here.

When all of this started to become as big an issue as it's become — and it's definitely something that needs to be addressed, and it's definitely something that needs our attention — we as an organization sat and talked about this: players, coaches, football operations staff, our executive staff. We made a decision to shut our website down and say right now the important thing is to really, as one of our principles, unite our community. Unity is more important now than ever. I believe we were the first team in the NFL to respond to that (George Floyd) video. I'm most proud of the message we sent that night. It was late at night. It was Clark, myself and a few others on a phone call just saying the message we want people and our players to hear is that we love and support them. We're part of a family. Just like any family, there are passions on all sides. Let's love each other, let's support each other and let's respect each other.

That's really what we're going to continue to do. We're going to meet and have more discussions about this. You'll be hearing more from us. But that's really the approach that we take to issues like this.

**What do you want to express to fans who may be upset or try to violate the Chiefs' rule on banning fans from donning Native American-themed headdresses or face paint worn that appropriates American Indian cultures and traditions?**

This isn't a new issue for us. I share some personal stories of the first few meetings (in 2014) I had with John Learned (who founded the American Indian Center of the Great Plains in Kansas City). He explained how this is viewed and here are some of the issues we should be discussing. I walked away from that first meeting a little bit embarrassed about my lack of knowledge and a little bit inspired. If you have the knowledge, it becomes pretty clear.

Everybody is going to have opinions on all these issues. I respect that. Personally, I didn't understand what a headdress or a war bonnet was or what it represented. To have an American Indian explain the sacredness of that, how every single feather is earned and what it means in their community, it's a pretty easy answer. Let's educate people. Let's create awareness around that. The realistic goal we had was if we can just explain this to a fan we see in the parking lot who is wearing a headdress, we feel confident we can convert them. You can paint your face.



You can wear a crazy hat, a wig or a headband. You can create your own character. But understand that just throwing the headdress on because you bought it at a five-and-dime store and think it's cool, it's not.

### **What is being discussed about the “Tomahawk Chop” being under review?**

The drum came back to Arrowhead as part of trying to bring the traditions and honoring the traditions that were started in Municipal (Stadium). Again, a little bit embarrassed and inspired that we didn't realize the sacred position of the drum in the American Indian culture. When that was explained to us, we went to them and said: “How do we make this work? What are our options?” They shared with us the idea of blessing in the four directions, blessing the drum itself, acknowledging what it is and creating an education.

(The drum) is seen as sort of the heartbeat of that culture. When you hear things like that, it's easy to latch on to that and say, “OK, it's kind of the heartbeat of the stadium, too.” We can debate that, right? People can argue. But it is a way to unify our fans and it is a way to bring people together at that moment. How do we do it in a respectful way? That's what we're working on right now. These aren't things that we're going to be able to successfully change, one way or the other, overnight. We're going to continue to work on that.

### **What is being done and discussed as part of the Chiefs' voter registration initiative?**

Voter registration and voter engagement, I personally believe, is very important. We as an organization are really proud to be associated with Patrick (Mahomes) and Tyrann (Mathieu) in their efforts. I've been in those discussions. We have some plans to do things in and around this election that are going to be focused on awareness of the importance of voting and creating awareness of the ways people can register to vote. Rise To Vote, (an organization) the league is working with, is (an organization) we're actively working with and have met with us and our players. They are going to meet with our staff, as well as our stadium staff to make sure that everybody is aware of the opportunities they have to register to vote and to vote.

We've got a plan right now, which is not final, that we're committed to doing it. But it has some challenges. We want to make Arrowhead a polling location (on election day). We want to create an opportunity for people to come to Arrowhead and vote. In addition to that, you're going to see a lot of things around the highest points of awareness for us as an organization that are going to focus on voting, the awareness of voting and ways to vote. This organization believes that that's a platform that we need to get behind is the beauty of the vote. You can have different opinions. You can vote for different people. That's really what we're trying to engage in.

### **Amid the coronavirus pandemic, why are ticket prices higher than usual?**

How do we take a stadium from 76,000 seats down to 16,000 seats and equally and fairly distribute those tickets to our season ticket members? As you can imagine, when you do the math, it's pretty quick that you can't. We said all season ticket members will have the opportunity to move their tickets to 2021. There'll be benefits and incentives to do that. We've locked in their flat pricing for next year.

How do we make this fair and equitable in terms of the tickets we do have? In May, when our schedule was released, we announced our single-game ticket price. We were assuming we were going to have 76,000 people in the stadium. Those prices were based on a lot of very complicated algorithms and data that we used to understand the market. Those (16,000 tickets

for opening night) are single-game prices. We completely understand and expected the response, because it's a significant jump. We're pretty good, from a data standpoint, of understanding what the ticket is really worth and (the price) being below that number.

The person who buys a ticket to our Houston Texas game today, at the price that we're selling at, can put that on the secondary market that minute and make more money, hundreds of dollars more based on location, in some cases. A \$400 ticket is going for (around) a \$1,000 on the secondary marketplace. What we're trying to do is be fair.

### **How have ticket sales been and does that speak to the passion of Chiefs fans?**

Sales have gone exactly as we expected. When you look at what the projections are going to be and how our projections have to be right, we're exactly where we thought we were going to be. Based on the demand, it's an interesting way of doing it, because we're doing it by tenure, going back to the point of fairness. We had to figure out a way to give every single season one of our season ticket members an opportunity. It allowed the longest-tenured season ticket members the opportunity to buy first. We're probably only 30 percent through our season ticket members.

If you look demographically, you could have some people who may be medically challenged, may have conditions, may be in our older demographic and may be less likely to want to come to a game where they've got to go through all these protocols. We believe, as our projections show, that as we get closer to the newer-tenured season ticket members, the percentage of people who buy within those pods are going to be much higher.

### **Is there a financial mark the Chiefs must reach this season to make having fans at the games worth it?**

The numbers don't pencil out. You can't really make the numbers work when you're talking about that amount of tickets. This isn't about that. This is about creating an experience and continuing the experience at Arrowhead, giving our fans the opportunity to be there for some really special moments. To some, it may sound a little bit contrived.

But honestly, we're raising a banner on Sept. 10. We want our fans to be a part of that. We're really struggling with the fact that only 16,000 (fans) are going to be able to be a part of that, live and in person, but that's a lifelong memory. It's going to be different. It's not going to be exactly what we wanted. But it is something that was really important to us as a franchise. I will speak for the (Clark) Hunt family on that. That was a big driver on figuring out a way to get our fans in safely. And that's been a big driver for us as a business.

(Clark Hunt)

## **Chiefs' Clark Hunt describes the Super Bowl LIV championship ring in detail: 'It's big'**

Herbie Teope

September 1, 2020

KC Star

The Chiefs received their Super Bowl LIV championship rings during a Tuesday night ceremony at Arrowhead Stadium.

And the long wait for the unveiling ceremony proved worth it. Much planning went into the making of the jewelry, which apparently cost, well, quite a bit.

"You guys are lucky we designed these rings before we signed Patrick's new contract or they'd probably be a lot smaller," Chiefs chairman and CEO Clark Hunt jokingly told the assembled team on Mahomes' 10-year, \$503 million extension.

Kidding aside, Hunt then dove into the eye-popping specifics of the ring.

"The Super Bowl LIV championship ring boasts a total of 10 and a half karats of gem stones, including 255 diamonds and 36 genuine rubies," Hunt said. "The centerpiece, the ring top, is the Chiefs' arrowhead logo composed of 60 diamonds in honor of the franchise's 60th season, and 16 cut rubies, which represents our 10 AFC West division titles and six playoff appearances under Coach (Andy) Reid.

"Fifty diamonds surround the logo in the shape of the Lombardi Trophy to mark the 50 years between Super Bowl victories. An additional 122 diamonds cascade along the rings' top edges marking the club's 22 playoff appearances and the 100th season of the National Football League."

The rings are also unique to each individual player who earned one.

"These rings are also customized to be unique to each of you with your name, jersey number set in diamonds and your signature etched on the inside," Hunt told the players Tuesday evening. "Under your jersey number on the left side of your ring is the motto from the championship season, 'Be Great!'"

Hunt then paused to tell tight end Travis Kelce that they were going to put the song, "(You Gotta) Fight For Your Right (To Party)," in that spot, but the song title was too long.

With the light moment over, Hunt went on to finish describing the rest of the championship jewelry.

"The right side of the ring displays the Super Bowl LIV logo, the final score of the game and the words 'Chiefs Kingdom' in recognition of our incredible fans," Hunt said. "Finally, the inside of

the ring features the final scores of our three playoff victories and the deficits this team overcame in each of those games, recognizing the resilience of this outstanding group of players and coaches.

“And on the other side of the ring are the initials L.H. as a reminder of the man who named the Super Bowl, founded this franchise and who my siblings and I were blessed to call, ‘Dad’ — our dad, Lamar Hunt.”

Before directing the video board to count down from 10, Hunt emphasized what can happen when people come together to achieve a common goal and greatness.

He also pointed out the bond among every member of the organization and how the ring serves as a symbol of camaraderie for the Super Bowl champions.

“Every member of our Chiefs family who wears this ring played a part in doing something special,” Hunt said.

With Hunt’s remarks finished, the video board inside the stadium counted down from 10 to zero, prompting the assembled team in front of Hunt to open the boxes containing their rings.



(Eric Bieniemy)

## **‘Put it on my shoulders’: Chiefs’ Eric Bieniemy knows he must carry on**

Dan Pompei

September 29, 2020

The Athletic

**Editor’s Note:** Throughout the NFL season, The Athletic is [telling the stories](#) of Black coaches who have been identified as having the qualities to become head coaches.

Wet, windy and nasty, the day was gray in the Sea of Red.

Seventh-ranked Colorado needed to upset second-ranked Nebraska for a shot at the 1990 national championship.

In the first half, Colorado running back Eric Bieniemy, the nation’s leading rusher, fumbled.

Then he fumbled again.

Another time.

And then a fourth time.

At halftime, the coaches gave the kinds of speeches a thousand coaches have given before. The players looked at the floor and nodded without really listening.

And then Bieniemy stood. You could hear a football drop.

“I screwed up,” he said forcefully. “It will not happen again. Put it on my shoulders.”

After trailing 12-0, that’s what Colorado did, giving Bieniemy 19 second-half carries.

Bieniemy rushed for 116 yards and four touchdowns in the second half against a defense that had allowed one touchdown run in eight previous games. The Buffs won 27-12.

About one month later, Bieniemy finished third in the voting for the Heisman Trophy behind Ty Detmer and Raghib “Rocket” Ismail. And a month after that, Colorado beat Notre Dame in the Orange Bowl to claim the only football national championship in its history.

Twenty-three years down the road, Bieniemy was a running backs coach in his first season with the Chiefs. Jamaal Charles was a two-time All-Pro running back at the height of his abilities.

Charles fumbled against the Texans. Once Charles walked to the sideline, Bieniemy was waiting for him on the field, near the numbers, a place where assistant coaches are not supposed to tread.

Bieniemy: “You lose another fumble, you’re not going back in.”

Charles: "I'm an All-Pro. What do you mean I ain't goin' back in?"

Bieniemy: "Fumble again, and you will see."

Bieniemy's will became Charles' will, and Charles didn't lose another fumble in his next 261 touches over 14 games.

That will has been the force behind many accomplishments.

But even Bieniemy's exceptional will hasn't been enough to make him an NFL head coach. Bieniemy, the Chiefs' offensive coordinator since 2018, has interviewed for seven head-coaching jobs — the Browns, Giants, and Panthers this year, and the Buccaneers, Jets, Dolphins and Bengals in previous years.

You might say some of those teams fumbled in not hiring him.

It's hardly ever about the fumble, though. It's about what happens after the fumble.

The man who was interviewed seven times without being offered a head-coaching job pays attention to things others don't.

As the Chiefs prepared to play the Texans in the season opener on Sept. 10, logic said the Texans would defend mostly with man-to-man coverage. But Bieniemy made sure his quarterback, Patrick Mahomes, was as prepared for Cover 2, Cover 3 and every other possibility, according to Mahomes. As it turned out, the Texans played a lot of zone and Mahomes was ready.

It was a significant factor in their 34-20 victory. "When you get things besides what you see on tape, but you have answers for everything, you still can go out there and have success," Mahomes says.

"Details. It's all about details with him," Chiefs coach Andy Reid says of Bieniemy.

"The biggest thing with 'EB' is how detailed he is," Mahomes says.

"Details?" his former boss Brad Childress says. "He would tell you about the left tackle's right foot."

"I didn't even know how to spell details until Coach EB got with me at age 25," Charles says. "He taught me so much about details. Now I'm detailed in my life every day because of it."

Mahomes says Bieniemy is as detailed in his approach to preseason games as he is postseason games.

Bieniemy isn't the quarterbacks coach. That's Mike Kafka. But Bieniemy meets with the Chiefs' quarterbacks every day during the week, he communicates the plays to Mahomes from the sidelines and he confers with him between series. Bieniemy also is in charge of the Chiefs' protection plans, which require significant collaboration with the quarterback.

"I think that's where people get lost," Mahomes says. "They think because he wasn't a quarterbacks coach, he's not in the meetings with me. He's very involved. He's game planning. He's putting in plays. He's telling me why we want these plays versus these looks."

For Bieniemy, working with Mahomes is, of course, a blast.

*Heh, heh, heh, heh.*

Bieniemy laughs like that a lot.

“Patrick is a come-early, stay-late guy,” he says. “He wants to know the whats, the whys, the hows. He wants to know everything about the game plan that’s going to help him be the best he can be. He wants to know everything about the opponent.”

*Heh, heh, heh, heh.*

Mahomes could be a head coach maker. Of course, Reid already is one, and 10 of his assistants have been hired as one, including his last two offensive coordinators, Doug Pederson and Matt Nagy.

For Bieniemy, there is the blessing of working for Reid, and there is the curse of working for Reid.

The blessing is learning from one of the most influential and successful coaches in the game. The curse is whatever offensive success the Chiefs have usually results in roses at the feet of Reid, and only at the feet of Reid.

The Chiefs’ head coach has been effusive in his praise of Bieniemy. He says not many coaches lead and hold players accountable better than Bieniemy does.

Reid pushes back against the notion that Bieniemy is a glorified running backs coach. “He’s somebody who started in the box, but has gotten out of the box, like me,” Reid says. “I was a line coach, he was a running back coach, and both of us have had to learn everything about everything. Football-wise, he can coach anything right now and be pretty comfortable with it.”

Bieniemy technically is not the play caller, but he calls plays in every game, according to Reid. “I just say, ‘Hey, what do you like here?’” Reid says. “And let him take it and go. We bounce it off each other.”

Bieniemy called plays for two years when he was Colorado’s offensive coordinator, so he has some background as a play caller. “Everybody likes to make a big deal out of it,” he says. “That’s OK. That’s the way Coach Reid does it. I know when I become a head coach, hell, I’m going to call my plays as well. The people that love to make a big deal out of that, they’re not having the fun I’m having.”

As Bieniemy has spent more and more time with Reid, his offensive philosophies have become more like his. Because Bieniemy was a running back, it’s convenient to stereotype him as a ground-and-pound kind of guy. But now he likes to fling it around.

“I might be the biggest sellout as far as running back coaches,” he says.

*Heh, heh, heh, heh.*

“There’s something about this pass game and getting the ball downfield as quickly as you can,” he says. “Do I have my own philosophy? Yes. Are there some things I’m going to take from this particular offense? Yes. I have an opportunity to work with a coach who has a brilliant mind, a very creative mind. He has helped me to become more flexible in the way I see things and the way you can run an offense and a team. You want to take a lot of that with you. But you also want to make sure you are doing what is best for that particular team. Not everybody is built the

same, so you want to make sure that whatever team you take over, that you can help build the system that is going to work for them.”

The man who was interviewed seven times without being offered a head-coaching job has passion the way a volcano has lava.

His voice is loud, deep and powerful, and impossible to ignore.

*Heh, heh, heh, heh.*

Bieniemy recalls losing the bowl game in a youth football league at Hunter’s Field in New Orleans. When he thinks about it, the uneasiness, and the churning of the innards, come back.

His will is a reflection of his mother’s. Fern St. Cyr did whatever was necessary to keep the lights on and Bieniemy and his brother Jamal smiling. That meant working from before the sun rose until after it set and taking multiple jobs in factories and offices.

At Colorado, Bieniemy was a starter from the beginning, and he impressed with his blocking, among other things.

“A raging inferno on the field,” former Colorado offensive line coach Mike Barry once called him.

“I call him a crazy competitor, very emotional,” former Colorado offensive coordinator Gerry DiNardo says. “He was totally into every practice and every game, never a down day on the field. There are certain people who are wired to be 100 miles an hour every day, every practice and every game. He was like that. You can be wired, though, and not conceptually understand things. Understanding the game was one of his great traits.”

Some running backs dance after 7-yard gains. Bieniemy was livid after them, according to the recollection of former Colorado center Jay Leeuwenburg.

“I can’t believe they tackled me,” Bieniemy would say, steaming.

At times, Buffs coach Bill McCartney presided over live scrimmages with up to 15 consecutive inside running drills, power against power. They were the kind of practices that made some players report to the athletic trainer’s room rather than the field, limping when others could see them.

Coaches would tell Bieniemy to come out during the drills and he would wave them off. “I’m taking every snap,” he would say.

Bieniemy expected others to match his intensity. Former teammates still tell stories about how Bieniemy berated his defense after three quarters of a 1990 game against Texas. “I had not seen an offensive guy get in the middle of a defensive huddle and challenge a defense like that,” Leeuwenburg says. “That was a memorable moment. And it made a difference.”

Time has not made Bieniemy any less demanding.

When he was an assistant for the Vikings, Bieniemy’s individual period was intense, according to Childress. “He’s grinding those guys, cones, ropes, bags,” Childress says. “He had them moving, constantly moving. He wanted to make sure they were lathered up by the time we got to that first install period.”



When the Vikings signed Chester Taylor as a free agent in 2006, Taylor was not accustomed to practicing hard on Wednesdays after a full workload the previous Sunday and thought his veteran status would afford him recovery time. Bieniemy, however, would not tolerate his starting halfback standing around with his hands in his pockets while others were grinding.

It wasn't long before Bieniemy and Taylor were nose to nose and Childress was physically separating them.

Taylor: "He can't talk to me like that!"

Childress: "That's EB. He talks to everybody like that."

Bieniemy was not discriminating. Said Childress, "He treated them all the same — shitty, but with love."

Charles can relate. In his early days with Bieniemy, he didn't know how to respond to him. "We were bumping heads every time, bustin' it, yelling, going back and forth," he says. "We were about to fight every time. Every time we communicated, it wasn't good."

Charles sought the counsel of Taylor, Adrian Peterson and Maurice Jones-Drew, and found out each had a similar experience with Bieniemy. "Eventually, I realized it was all coming out of love, trying to make me better," Charles says.

Bieniemy may have the ideal approach for a team defending a championship. "When you have success sometimes you come into work thinking you can just go through the motions, but he's not going to let you do that," Mahomes says. "He's going to make sure he gets the best out of you every single day."

Bieniemy impacts Mahomes in a way few offensive coordinators could. "Not that Pat doesn't have the grit and determination, but he has a constant reminder there that you have to be a tough son of a gun to play this sport," Reid says.

The always-composed Reid has influenced Bieniemy, helping him keep his flame at a simmer. Most of the time.

"I'm actually better, believe it or not, with not showing it as much," Bieniemy says. "But it still tears me up inside. If you are going to do something, you might as well do it wholeheartedly. We work too goddamn hard and put too much time, effort and energy into what we do, so we might as well reap the rewards. I want our guys to know that every moment you have is a defining moment. It's a defining moment. It's about living in the now and maximizing what you have today."

Bieniemy does not ask his players to do something he would not have done. A second-round pick of the Chargers in 1991, Bieniemy lasted nine years in the NFL mostly by being the kind of backup every coach wants. He was a four-phase special-teams player and complementary running back on the Chargers, Bengals and Eagles.

In Bieniemy's final season with the Eagles, Childress once found Bieniemy in the hot tub at 6:45 a.m., trying to get loose for practice two hours later. Childress, an assistant, says Bieniemy consistently was on the field an hour before practice started to get his body right.

"I'll always remember that — he did whatever it took," Childress says. "You could never stump him. He was always in his book even though he was second or third on the depth chart. He was always standing at the ready, always prepared."

The game program said Bieniemy stands 5-foot-7; the mirror says 6-foot-2. He acknowledges he might have a short man complex.

*Heh, heh, heh, heh.*

"I was made perfect because I've always been competitive," he says. "The thing I may have lacked in height, you couldn't take the fire or energy. I didn't believe anyone could outperform me because they were a certain height or certain weight. I always felt if given an opportunity to compete, you won't outwork me or outshine me."

The man who was interviewed seven times without being offered a head-coaching job has a smile so bright, it puts a Temptations song in your head.

The smile is a window to something he doesn't often show in NFL stadiums.

Charles left Kansas City after the 2016 season, but he and Bieniemy remain close.

Bieniemy often hosted Charles and other players for Thanksgiving and Christmas dinners. They ate, watched football, played dominos and shot pool. "It was like he had two different personalities," Charles says. "We basically are family at the end of the day. He looks at me like I'm a son."

Bieniemy and his wife of 26 years, Mia, have two sons. When Bieniemy has time off, he wakes everyone early so the four can have more time together. He has to check himself, he says, so he isn't overbearing with activity planning.

Elijah is 21, and to no one's surprise, he and his dad love to compete with one another. Neither shows mercy in Scrabble, Uno or checkers.

And then there's Madden. They used to play the video game frequently, but Bieniemy backed away because Elijah had become so adept at it. When everyone was confined to the house in the offseason, they decided to play again.

"That first game, I got after him," Bieniemy says. "Noise is being talked. My wife is upstairs. 'Is everything alright?' Beat him so bad I had to take a picture of it."

*Heh, heh, heh, heh.*

Elijah got his revenge recently, reclaiming the Madden crown.

"He got after me, and now he lets me know it," Bieniemy says.

*Heh, heh, heh, heh.*

Their other son is Eric III. Five days after Eric III was born, he had a seizure. The Bieniemys rushed him to one hospital, then to another. He was given a double blood transfusion.

Then came the uncomfortable conversation with the doctor.

"Mr. and Mrs. Bieniemy, Eric has cerebral palsy."

In the next five years, the Bieniemys spent more time in hospitals than their homes.

Eric III is 25 now, wheelchair-bound and reliant on his parents for all of his needs. He doesn't communicate, but his family understands him just fine. Over time, they moved with him from San Diego to Cincinnati to Philadelphia to Boulder to Los Angeles to Minneapolis, back to Boulder, and to Kansas City.

Eric III can't play games with his father and brother, but he wants to be a part of the action. When he feels good, the family feels good.

"He's the man," his father says. "He's the man."

No one and nothing makes dad's smile brighter.

Bieniemy loves Mia more for the way she loves Eric III. She is his primary caretaker and a "saint," in the estimation of her husband.

Bieniemy and his wife haven't had a vacation in 25 years, one of the many sacrifices they have made. No one wishes for a different reality, however.

"One thing you learn when you are taking care of a special-needs kid is the ultimate love," Bieniemy says. "You learn to be committed. You learn to sacrifice. You have a greater understanding of what accountability means. ... It makes you not take anything for granted."

The man who was interviewed seven times without being offered a head-coaching job has seen some things.

When Bieniemy was a boy in the lower ninth ward of New Orleans, everything, he will tell you, was Black or White. "I witnessed my parents go through a lot of issues with race growing up," he says.

At the age of 10, Bieniemy and his family moved to Southern California, where he was exposed to people he had never been around before. Initially, it made him uncomfortable.

"As I got older, I realized moving was probably one of the best things that happened to me and my younger brother," he says. "Why? It exposed us to many different races of people. Some of my best friends were Mexicans. I saw Chinese people, Filipinos. It was such a melting pot of people. Everybody looked at each other like we're family. It exposed us to different cultures and different ways of life. It helped us to grow. It helped us to accept people for who they are."

When he went to college, it wasn't the same. He felt like there were one or two African Americans for every 500 students.

During his freshman year, he was arrested after a bar fight. He told The Los Angeles Times it was precipitated by big White guys telling him, "N—, we're going to kick your Black ass."

Bieniemy pleaded no contest and did community service.

He had a couple of other minor brushes with the law, but nothing serious enough to prevent Colorado from trying to hire him as its head coach earlier this year.

If there is a good reason Bieniemy is not a head coach in the NFL, nobody can explain it. At 51, he checks every box.

"I don't have the answer," Bieniemy says. "All of my interview experiences have been good, been great. I had an opportunity to interact with all those different owners, and we actually hit it off. The feeling was mutual. But for whatever reason, it just didn't work out. And what I've learned is, regardless of skin color, if it doesn't work, it doesn't work. The way I feel is if they don't hire me, that's OK."

Fumbles happen.

It's hardly ever about the fumble, though. It's about what happens after the fumble.

Bieniemy still is a head-coaching candidate near the top of every list. And the second half of his coaching career has yet to begin.

"They've almost done me a favor because I get to come back to the Kingdom and work with Coach Reid and (team president) Mark Donovan and (owner) Clark Hunt," he says. "On top of that, we've got a young, up-and-coming quarterback. He's still young, and he's got a lot of years ahead of him. ... There's plenty of experience to gain here that's going to help me moving forward. ... If they feel I am not ready, what better place to be?"

*Heh, heh, heh, heh.*

Yes, Eric Bieniemy is laughing.

(Andy Reid and Brett Veach)

## **Andy Reid and Brett Veach strengthen Chiefs' continuity with 5-year deals**

Nate Taylor

November 16, 2020

The Athletic

KANSAS CITY, Mo. — Around the season's midway point, Chiefs owner Clark Hunt usually shares most of his thoughts on the team's performance in his annual state-of-the-franchise news conference. Hunt shows his personality by often praising the players, assistant coaches and staff members he employs. He then voices his desires for a memorable end to the regular season and a thrilling postseason.

Monday's address was a historic one for Clark in a year full of significant accomplishments for his franchise. He celebrated after coach Andy Reid and general manager Brett Veach each signed a five-year contract extension with the Chiefs, all in the hopes the franchise can sustain its prosperity while pursuing more championships.

"I can't speak highly enough about the job the two of them have done in leading our team," Hunt said.

Reid and Veach have worked together the past 13 years, with the Philadelphia Eagles and then with the Chiefs starting in 2013. During their partnership in Kansas City, the Chiefs have had a winning record the past seven seasons. Before he was promoted to his role, Veach scouted Patrick Mahomes when he was at Texas Tech and convinced Reid and Hunt to execute the blockbuster trade during the 2017 NFL Draft, moving up 17 spots in the first round, to select the superstar quarterback. Reid helped develop Mahomes into becoming the league's MVP award winner in 2018 and Veach revamped the Chiefs' defense the following offseason. Reid and Veach's work culminated in February, as the Chiefs captured their first Super Bowl victory in 50 years.

Even before Hunt hoisted the Vince Lombardi Trophy, he told several members in the organization that he planned to sign Reid and Veach to their extensions. An agreement between the men, ensuring Reid and Veach would continue to guide the team through the 2025 season, was in place after training camp.

"I love it here," Reid said in early September. "I appreciate the Hunt family and all that they've done for me since I've been here — and our players and coaches. I feel blessed that way."

As the extensions were being finalized last week during the Chiefs' bye week, Hunt said he laughed and cherished the memory of when he interviewed Reid for the team's coaching opening in the first week of January 2013. The interview, Hunt said, was scheduled for four hours because Reid had planned to get on a flight to Phoenix to interview for the Arizona



Cardinals' coaching vacancy. Instead, the men chatted for nine hours and Reid canceled his flight.

"The chemistry was fantastic just right away," Hunt said. "We could tell we really had a rapport and it seemed like the two of us would work well together. Andy is a tremendous person to work with.

"If you think about the journey that we've been on over the last eight years when we hired Andy, we were obviously coming off of several very difficult seasons. The turnaround with Andy was almost immediate. And to his credit, he gets better."

The biggest characteristic Hunt has demonstrated with Reid and Veach has been trust. In 2015, the Chiefs began the season with a disappointing 1-5 record. Hunt, though, quickly spiked the notion that Reid's job was in jeopardy before in his annual midseason news conference. Reid and his staff made coaching adjustments, the players responded and the Chiefs won 11 consecutive games before falling in the divisional round of the playoffs.

Veach started his NFL career as Reid's do-everything assistant in Philadelphia. Veach agreed to join Reid's staff in Kansas City after they had a phone call, one in which his exact role wasn't determined. Before the 2017 season, Hunt signed Reid to a contract extension through the 2021 season and he fired former general manager John Dorsey. Although Dorsey was a talented evaluator of players, he was fired for mismanaging the team's salary cap and his disorganization. Veach was the team's top internal candidate for the job. Hunt trusted Veach's scouting skills, work ethic and knowledge of how to create salary-cap flexibility to promote him, becoming the youngest general manager in the league at age 39.

"Clearly, Brett's done an outstanding job," Hunt said. "One of the things that I think is most important to the success we've had is how he and Andy work together. They came with the pre-existing relationship from Philadelphia, so that was something I knew we were getting. But it's probably been better than I thought. That dynamic is really great."

The Chiefs, who are 8-1 this season, have had stability and continuity for almost a decade, one part because of Reid's coaching ability to maximize his players' skills and the other Veach's boldness to acquire talented players. Veach signed veterans such as Sammy Watkins, star strong safety Tyrann Mathieu, linebacker Anthony Hitchens and traded for star defensive end Frank Clark. The past two draft classes led by Veach have produced contributors — free safety Juan Thornhill, receiver Mecole Hardman, running back Clyde Edwards-Helaire, linebacker Willie Gay Jr. and cornerback L'Jarius Sneed.

In the past four years, Hunt has had Reid, Veach and president Mark Donovan report to him. The four men, Hunt said, talk several times each week. One staff member, before the season began, called all four men brilliant for their expertise and strong interpersonal skills for collaboration.

"We all know that we're really good at what we do," Veach told *The Athletic* in late July. "I certainly know that Coach is a Hall of Fame coach and Mark Donovan is a great president and Clark is a great owner. We've all had fights and disagreements, but it is like a family. I think what makes this place special right now is the fact that there's a high level of trust and respect. No one's trying to outdo one another.

“That is certainly infectious, and it trickles right down to the players. Players are really smart and they see this.”

The credibility of Hunt’s leadership, Mahomes’ excellence and Reid’s knowledge helped propel Veach and his staff to achieve perhaps the most flawless offseason in the franchise’s history. Veach retained 20 of the 22 starters who led the Chiefs to their Super Bowl victory. He persuaded Watkins to agree to stay with the Chiefs on a one-year, \$9 million deal that can rise to \$16 million through incentives. He ended the summer with four-year deals for star defensive end Chris Jones and star tight end Travis Kelce.

The biggest move for Veach was signing Mahomes, the reigning Super Bowl MVP, to a 10-year, \$477 million extension that could reach as much as \$503 million through incentives. Before Mahomes signed the deal, Reid told him and Hunt that he planned to keep coaching for several years. Many in the organization believe Reid, 62, will remain in his role for *at least* another decade.

“We thoroughly listen to each other,” Mahomes said in late August of his relationships with Hunt, Reid and Veach. “I feel that’s why you get such a great culture that we have here.”

As the son of Lamar Hunt, the Chiefs’ founder, Clark Hunt was proud to explain the symbolism when comparing the state of the franchise in 2020 to when the team moved from Dallas to Kansas City in 1963. Back then, the Chiefs had a Hall of Fame coach in Hank Stram and a Hall of Fame quarterback in Len Dawson. With the Chiefs signing Reid and Mahomes to extensions, Hunt believes both men will be Hall of Famers when their careers are over. He also hopes Reid and Mahomes can lead the Chiefs to several Super Bowl victories.

“The value of a great head coach in the NFL cannot be overstated,” Hunt said. “It’s similar to the value of a great quarterback. When you have the two of them together, you can have a lot of success.”

### **Hunt pleased with NFL’s diversity proposal**

As the chairman of the NFL’s finance committee, Hunt said he agreed with the [league’s approval last week](#) to reward teams that develop people of color who become head coaches or general managers.

Under the policy, the team that loses the minority candidate will receive a pair of third-round compensatory picks in future drafts. (If a team loses two people of color, either to the same team or different teams, they would receive the compensatory picks in three drafts.) The hiring team will receive no draft-pick compensation.

The league felt the policy was needed after the 2020 hiring cycle saw no new head coaches of color hired. The NFL started this season with two minority general managers and four minority head coaches. Romeo Crennel with the Houston Texans and Raheem Morris with the Atlanta Falcons are two Black men who were named interim head coaches earlier this season.

“I think it’s really, really a smart change,” Hunt said. “It’s something that will incentivize organizations to develop talented minority candidates who hopefully can go on to be a head coach or general manager. If you look at Andy and Brett and the way they run their operation, it’s not an incentive that the two of them needed because they’ve already taken those kinds of steps.”

The Chiefs could benefit from the policy during the 2021 hiring cycle. Offensive coordinator Eric Bieniemy, a Black man, is expected to be one of the top candidates to become a head coach after he interviewed with five teams the past two years. Tim Terry, the director of player personnel, and Ryan Poles, the assistant director of player personnel, are Black men who could be general manager candidates.

“From a Chiefs standpoint, I don’t think we needed (the policy),” Hunt said. “But from a league standpoint, I think it’s a really good dynamic.”

(Andy Reid)

## **Success, trust and burnt ends: Why everyone loves Kansas City Chiefs coach Andy Reid**

Adam Teicher

December 2, 2020

ESPN

KANSAS CITY, Mo. -- When Eric Bieniemy was a free-agent running back in 1999, he had some relatively lucrative contract offers with other teams. He instead signed a deal for the minimum salary with the [Philadelphia Eagles](#) so he could play for their new head coach, an obscure former assistant by the name of Andy Reid.

Reid had this way of making Bieniemy, at that point of his career mostly a special-teams player, feel on his free-agent visit that he would be a valued part of what the coach was trying to build.

"When I went on that trip and I visited the Philadelphia Eagles, I felt at home," said Bieniemy, who would play one season for Reid and then return to coach for him years later with the [Kansas City Chiefs](#).

"I felt a part of something. I felt a part of the building block that was necessary to help them to start it off. I was a part of a foundation that Coach wanted to lay."

Reid has been making players feel that way for his entire career -- from stars like [Patrick Mahomes](#) and [Travis Kelce](#) to those at the bottom of the roster, as Bieniemy was more than 20 years ago.

More than any other reason, that's why players almost universally love working for the 62-year-old Reid.

"I can't remember anyone who didn't like playing for him, and I can't imagine why anyone wouldn't like playing for him," said Geoff Schwartz, a Chiefs offensive lineman in 2013, Reid's first season in Kansas City. "He's everything you want in a coach."

Indeed, it's easy to find players who have good things to say about their experience with Reid. Pick a player, current or former, and the chances are overwhelming he'll have a positive story or anecdote.

"It's no secret what Coach Reid does," Kelce said. "He puts guys in different positions on the field to succeed and maximizes their strengths, which is why he's such an unbelievable offensive mind."

"You have fun with it."

During the offseason, the Chiefs re-signed several top players, including Mahomes, Kelce and [Chris Jones](#). They also retained some lesser ones, such as backup quarterback [Chad Henne](#).

The Chiefs had much to offer, including money and the chance for additional Super Bowl championships. But Reid seemed to be an equal draw.

"He had no thoughts of retirement any time soon," Mahomes said of Reid while discussing why he re-signed with the Chiefs. "Obviously, that's a huge part of it."

### **'We trusted him right from the start'**

It's not surprising skill players like working for Reid. Mahomes had the NFL's second 50-touchdown, 5,000-yard season with the Chiefs in 2018. Kelce is the first tight end in league history to have four straight 1,000-yard seasons.

But the position group that seems to inspire the most devotion toward Reid is offensive line. Reid was a lineman in college at Brigham Young.

Each Friday during the season, the linemen get to play wide receiver. They begin practice with a drill in which they get to catch passes.

"Starting off practice like that is a little bit of a reward for working our butts off for the last two days," tackle [Eric Fisher](#) said. "It just gets us in a good mindset to polish all of the details."

"It's a fun period for us."

Eventually, though, play has to stop and work must begin. Schwartz said the 15-play script that Reid uses to begin games is often crafted with offensive linemen in mind.

"There were always some runs and some screens and some reverses and some bootlegs, just a lot of ways to start the game off by helping his offensive line," Schwartz said. "I always loved that. We always started games with plays that benefited us, helped us get better, helped us get into a rhythm."

Reid joined the Chiefs in 2013 after they had just gone through one of the most brutal stretches in team history. They had won no more than four games in four of six seasons, including a 2-14 record in 2012.

The Chiefs had some talented players, but little direction. Reid was going to need some buy-in from the players to turn the team around quickly.

"You can't really listen to a coach or buy in to a coach unless you trust everything he's saying," former linebacker Derrick Johnson said. "We trusted him right from the start. Andy is a straight shooter. He did everything he told us he would do. That's what everybody loved."

But the players found Reid didn't ask without giving in return. Case in point: his first Chiefs training camp in 2013.

"He told us that training camp was going to be tough," Schwartz said. "And he was right. It was hard. We hit a lot. But he said that if we committed to him for three hours of practice in the morning, he would hook us up the rest of the day. And he did. We had walk-throughs in the



afternoon, and they were literally walk-throughs. I've been places where that wasn't really the case.

"The things he told us, he did for us."

Reid said: "You can't be in the job I'm in and not be real for as long as I've been doing it. I think that ends up being important to the guys. I'm not going to be all over the place with them. I'm going to try to shoot them straight with what I see, right or wrong. I've got a couple of years' experience with all this gray hair.

"When it's all said and done, players want to be coached. They want to maximize their ability. I've learned that from some great players. They just wanted you to give them one more thing to make them better."

Reid established a players' leadership committee consisting of one member from each position group as a way for players to air their concerns.

"Whenever we started that meeting, the first thing he would say is, 'All right, what gripes do you have?'" Johnson said. "He doesn't want guys complaining in the locker room about this and that, like practices being too long or the food in the cafeteria not being good. So he would say, 'Tell me all the stuff like that and I'll fix it.' He doesn't want us to have any excuses for not getting it right on Sunday. He wants to eliminate all the distractions."

One time, Johnson said, the players complained they were hitting too much in practice.

"Andy likes long practices," Johnson said. "He's old-school. He runs a lot of plays. But we talked to him one time about wanting to take the pads off a lot at practice. We felt we didn't need to wear them as often as we did or do as much hitting as we did. He said, 'OK, got it. Anything else?' It was that quick.

"Most of the things we brought to him, he trusted just like that."

### **'You treat people like they're people'**

Reid is a players' coach for other reasons. He's rarely critical of a player in public, instead usually taking the blame himself for putting players in a bad spot.

That's ironic because players say one of the reasons they like working for Reid is he plays to their strengths.

"Coach Reid puts guys in position to be successful and do what they do well rather than trying to fit everybody into a box," said Greg Lewis, who played for Reid with the Eagles and is now the Chiefs' wide receivers coach. "He gives you opportunities. If your strength is speed, he puts you in position to utilize your speed. If your strength is blocking or doing something of that nature, he puts you in those positions rather than try to fit you into a box of something you're not. He's able to mesh all those different types of skill sets together so seamlessly."

By all accounts, Reid isn't a yeller or screamer. Former players remember him rarely getting angry, perhaps once per season.

"He'd make faces, groan, maybe bite his lip, say 'Gosh darn it,'" former offensive lineman Jeff Allen said. "That's when you knew he wasn't happy. But that's about as far as he would go, and it took a lot for him to get to that edge."

Johnson said: "Andy is usually a calm speaker. When he starts talking fast, that's when you know it's time to pick it up. If you don't, the next time he's not going to be calm or talking fast. He's going to be yelling."

### **Best of NFL Nation**

That doesn't mean discipline is unimportant to Reid. He just finds a different way.

"Human nature says if you keep yelling at somebody, [he's] going to turn you off," Reid said. "The old saying, 'Do unto others as you want done to you,' I kind of do that. But at the same time I'm in a position where if your biorhythms are down, I'm going to crank them back up for you. There's a time and a place for everything. I think staying positive and being real and honest with the guys is probably most important. I think it is with most humans.

"I believe in discipline. There are certain things you just need in this sport. ... But at the same time, I believe you treat people like they're people. I've done that since I've been in the business. That part hasn't changed."

Schwartz said: "He does a good job of connecting with players. He treats you like an adult. You put the work in, and he treats you with respect. He expects you do to your job, and he treats you as though you can do that. He's not going to micromanage your whole day. He definitely micromanages how he teaches the offense. But he's just not in your business the whole day.

"Before the game, we didn't see the coaches in the locker room. They come in right before the game to talk to us, but we might get to the stadium two or three hours before the game and he's not in your way, no other coaches are in your way. I've had teams with coaches that come in an hour before the game and they'll be, 'Hey, now, I was watching film last night and I saw this weird play [from the day's opponent] on film from seven years ago, so just be on the lookout for that.' Well, it's game day. We had all week to get ready for that. We just wanted to be left alone to prepare for the game.

"He gave us space when we needed it. That plays into why everyone likes Andy Reid and how easy it is to play for a guy like that. Because you respect him and he respects you, you don't want to let him down."

### **Reid 'undefeated' when it comes to food**

Chiefs coach Andy Reid reveals how a cheeseburger and a water cooler helped him celebrate winning his first Super Bowl in style.

Schwartz and others described their relationships with Reid more as peer-to-peer than player-to-coach. Players occasionally go to Reid for personal advice. One player once asked Reid which type of car he should buy.

Another way Reid reaches his players is through his love of food. That resonates with his players, particularly the larger ones.

Reid, in his first year with the Chiefs, returned to Philadelphia to coach his new team against his former one. After coaching the Eagles for 14 seasons, Reid knew a little about the local cuisine. He ordered out for the whole team the night before the game, the spread including local delicacies like cheesesteaks and crab fries.

"You could always get a Kansas City restaurant recommendation from him," Allen said. "Any time. And they were good ones. He was undefeated there."

Reid would occasionally offer the players advice about what time of day was best at various Kansas City barbecue restaurants to get burnt ends, a delicacy around town despite their unappetizing name.

"He was like, '4 o'clock at Jack Stack, 5 o'clock at Joe's,'" said Schwartz, naming a couple of popular places in Kansas City. "He liked to eat. It was part of his way to relate to us. But it didn't come off as fake. He didn't come off as something other than who he was, and that's something we all appreciated.

"Most coaches, it's hard to have conversations with them. It just felt like you can always have a conversation with Andy."

Reid's relationships sometimes extend beyond a player's time with the Chiefs. Allen played three seasons for Reid with the Chiefs before signing a free-agent contract with Houston.

Allen said the first person he heard from after an injury knocked him out of the Texans' lineup was Reid.

Allen later returned to play with the Chiefs in parts of two seasons before retiring.

"We had conversations that were outside of football, about where I was personally," Allen said.

"Before I decided to retire, we had a conversation about it. We sat down and talked about what was best for me, and he supported me on that. I felt I could still play, but there were things in my life -- injuries, life at home, my future.

"You don't get his reputation just by being a good football coach. You also get it by being a good person."

Allen then finished by summing up what many players feel about Reid.

"You don't feel like you're playing for Andy Reid," he said. "You feel like you're playing with him."

(Derrick Nnadi)

## **Chiefs' DT Derrick Nnadi is Making a Difference One Dog at a Time**

Matt McMullen

February 13, 2020

Chiefs.com

It all started with Rocky.

The All-ACC honors, the pre-season award watch lists and the various accolades were special, but for defensive tackle Derrick Nnadi, this timid puppy – adopted prior to Nnadi's senior year at Florida State - was about to change his life.

Rocky would serve as Nnadi's confidant through the thick and thin, bring him unparalleled joy and – in due time – inspire the future third-round pick to cover the adoption fees for 126 dogs at the Kansas City Pet Project.

The story has swept the nation, but for Nnadi, this young pit bull was where it all began.

"Everything scared him. If I dropped my phone and it hit the ground, he'd run away," Nnadi recalled. "Because of that, I started taking him anywhere and everywhere I went. I introduced him to new surroundings, people and other dogs just to help him come out of his shell a little bit. Going through all that, it got me thinking about other dogs and what they're going through - abused animals and dogs living in shelters that can't seem to find a home. That's how I got the idea."

The idea was first put into action at the NFL Scouting Combine two years ago, where Nnadi pledged to support The Humane Society for every rep he tallied on the bench press. It was this past offseason, however, that Nnadi decided to take things a step further. For every game the Kansas City Chiefs won in 2019, Nnadi was going to cover the adoption fees for a dog at the KC Pet Project.

"It was all his idea," said Tori Fugate, Chief Communications Officer at the KC Pet Project. "It was so heartwarming for a player to use his platform like this, and we were just hopeful that there would be lots of wins."

Indeed, there were plenty of wins to go around – 14, as a matter of fact – as the Chiefs punched their ticket to Super Bowl LIV in Miami. There was just one game left, but this time, Nnadi figured the one-for-one model wasn't going to cut it.

"It was a last-minute idea that hit me out of nowhere. The way I saw it, we had the biggest game in the world coming up, and if I was sponsoring one dog for a regular game, then this had to be the biggest gesture imaginable," Nnadi said. "It seemed like the perfect thing to do."

Nnadi called the Pet Project and told them he was covering the adoption fees for every dog in the shelter. That meant 109 dogs – not to mention the 14 already sponsored during the season – were suddenly available to families free of charge.

"We had a line of people waiting the day after the game," Fugate said. "We expected a big response locally, but we never expected this. People just kept showing up to adopt."

In hardly any time at all, all 109 dogs had a home because of Nnadi. In a matter of 48 hours, he had won a Super Bowl – tallying a tackle-for-loss in the game – and helped dozens of dogs find a better life.

That impact was realized less than a week later, as the KC Pet Project invited back every family that adopted one of Nnadi's sponsored dogs for a parade through the organization's facility. Nnadi took photos and got to know the lives he'd changed – including a three-legged dog fittingly named "Nnadi" by his new family – before presenting the crowd with a check for more than \$18,000, officially coming through on his pledge.

"It made me feel pretty good just seeing all these dogs have a second chance. They have families now that'll love them," Nnadi said. "It works the other way, too. These dogs will love these families, so it's not just helping dogs, it's helping people."

It all seems so simple, but it's a reality that Nnadi made possible.

"This was not only a great thing for Kansas City, it also inspired people to do things like this across the country," Fugate said. "This brought so much awareness to shelter animals looking for homes and it encouraged so many families to come out and adopt a new best friend. It's so wonderful."

It all started with Rocky, but in just a matter of years, Nnadi's love for animals has touched so many more.



(Tyreek Hill)

## **Chiefs receiver Tyreek Hill surprises KC frontline healthcare workers with free meals**

Sam McDowell

May 14, 2020

KC Star

The line exhausted after 45 minutes, and then these healthcare workers on the front lines of the fight against the coronavirus pandemic removed cell phones from pockets, huddled in front of Saint Luke's Hospital and posed for a picture.

"Tyreek!" a few of them shouted. "Come get in here!"

Chiefs wide receiver Tyreek Hill walked to the group, stood front and center and stretched his arms wide.

"I'm smiling," he said, a white mask covering his face. "You just can't see it."

A nurse removed her own mask, handed it to Hill and made an unusual request, one fitting of the times.

She wanted his signature — on the mask.

Hill obliged. And thus, one mask inside the hospital's neuro-oncology ward now reads: "Cheetah speed."

Hill spent Thursday morning at the location just off the plaza, handing out 100 meals to medical workers. Nurses and doctors lined up and met the recent Super Bowl champion. Hill wore not only a mask but gloves, giving people elbow bumps rather than handshakes.

"I'm always trying to uplift people," he said. "I always want to put a smile on people's faces. That's the main reason for it. I feel like the time we're living in now, a lot of people are down; a lot of people are sad. I'm always trying to bring a smile to someone's face."

Hill and his foundation partnered with Fuel Cafe, a Kansas City company, to provide the food. They served 100 workers. Fuel Cafe has previously provided prepared meals to workers at other hospitals, too.

The visit with Hill Thursday had been kept a secret inside Saint Luke's Hospital. Cassandra Stompoly, the unit's nurse manager, broke the news during a shift meeting earlier in the morning.

"It was very hard to keep it a secret," Stompoly said. "I knew it was going to be a big deal, so I wanted to make sure they had the same kind of reaction that most people would have to something like this."

The late reveal prevented them from wearing their favorite Chiefs garb or having football-related items on hand for Hill to sign. So they got creative. Hence the mask.

But a couple of maintenance workers came prepared. After the Chiefs won the Super Bowl, Duane Ferguson had a sign made commemorating an event he wasn't sure would ever happen. In bold white capital letters on a red background, the sign reads "Super Bowl Champs," along with the game's final score — Chiefs 31, 49ers 20.

Ferguson turned it into a magnet and sticks it on the maintenance cart he rolls down the facility's hallways.

It got a little more awesome Thursday when Hill added his signature to it.

"I might have to get it laminated before I put it back," Ferguson said, "so nobody smears it."

Hill told him another title would be coming. He'd have to update his sign. Such lighthearted moments provided a brief break from the reality of a pandemic that has kept people isolated for the better part of two months.

For Hill, too. He said he has developed a daily routine — a morning workout followed by time with his kids.

"It feels amazing just being around people again," Hill said. "Seeing their smiles and being around laughter, it makes me feel good. I'm always about energy, bringing good energy. It's fun. I love it."

(Patrick Mahomes and Tyrann Mathieu)

## **Chiefs stars Patrick Mahomes, Tyrann Mathieu vow to head up voter-registration effort**

Blair Kerkhoff

June 10, 2020

KC Star

Several NFL stars, including Patrick Mahomes and Tyrann Mathieu, have contributed to a powerful [Black Lives Matter video](#). They've shared their feelings about racial and social injustice on social media in the wake of George Floyd's death at the hands of Minneapolis police officers.

Now, the two Chiefs leaders will do even more.

"It's going to be much more than guys pitching football camps back home," Mathieu said. "I see a lot more guys really getting involved in their communities and pushing things forward."

To Mathieu and Mahomes, the starting safety and star quarterback of the Super Bowl-winning Chiefs, that means taking an active role in voter registration.

"It's a lot more than just protesting," Mathieu said. "You have to find a call to action. I think voter registration can impact a lot of people."

"If we can make voting cool, if we can make it a trendy thing, then we're really changing the future, setting these kids up for a great future. ... A lot of folks don't think that's cool. Maybe we can make it cool again."

As protests continue around the country, calls for easier and more voter registration have gained momentum in the sports world, especially in the college ranks. Last week, [62 Missouri football players](#) marched peacefully from the Mizzou campus to the Boone County Courthouse and registered to vote.

Georgia Tech has led a movement [to make Election Day, Nov. 3 this year, an NCAA mandated day off from practice to allow athletes to](#) vote.

Mathieu and Mahomes want to see what they can do to get professional athletes involved. They've spoken with Chiefs CEO and chairman Clark Hunt and team president Mark Donovan and have more discussions with teammates in the works.

"We really want to move forward with this," Mahomes said. "We're going to try to find the best way to give money or support or whatever it is to get as many people registered to vote, so they can go in and effect change."

Mathieu sees voter registration as a very worthy cause for the NFL and other sports.

“If we could get a program going, and to see 30 other football teams do it and 30 basketball teams do it ...” Mathieu said. “It’s going to be our duty, our responsibility, to understand that we may have a million dollars and maybe can fix some things to a certain extent.

“But to really see our kids have a future, to see young minorities hold great seats of power, that comes through voter registration.”

(Patrick Mahomes)

## **‘Enough is enough.’ Chiefs’ Patrick Mahomes said he will use his platform to speak out**

Sam McDowell

June 10, 2020

KC Star

A video that has sparked Chiefs quarterback Patrick Mahomes to jump full-fledged into the Black Lives Matter movement is one he still can’t bear to watch. Not completely.

But as the images of George Floyd’s death prompt action across the country, they’re also prompting a reflection of Mahomes’ own platform.

With permanent changes.

“Enough is enough,” Mahomes said via a video call with media Wednesday. “We gotta do something about this. I’m blessed to have this platform. Why not use it?”

Protesters have lined the streets of American cities since Floyd died in Minneapolis police custody on May 25. Mahomes said he has watched the nine-minute video only in parts rather than in entirety, saying, “it hurts me too much to my soul.”

Mahomes, 24, is the son of a black father and white mother, born in small-town Tyler, Texas. While he said he has not experienced less privilege because of his race, he has studied racial inequality — an education gleaned from conversations with his family and other important figures in his life.

In the past two weeks, he has been vocal in his support of the Black Lives Matter campaign to fight racial injustices, initially on his social media accounts and then via participation in a video aimed at the NFL, featuring teammate Tyrann Mathieu and more than a dozen other players. The players requested the league “condemn racism and the systematic oppression of black people.”

Mahomes is prominently featured in a powerful clip bolstered by his presence. Looking directly into the camera, he’s the first player to state the movement’s message: “Black Lives Matter.”

“That stuff needed to be said,” Mahomes said Wednesday of the video and his own statement on social media. “We needed to come together as players and show that we believe black lives matter. We believe this needs to be informed. We need to be the role models to go out there and take that step.”

Along with Mathieu, Mahomes said he plans to address voter registration issues, a blueprint that has not yet been diagrammed but includes ongoing conversations with Chiefs owner Clark Hunt and team president Mark Donovan.



The video featuring Mahomes and other NFL stars preceded an important shift in the league's stance — or at least its public stance — on a demonstration that reached its league back in 2016, when San Francisco 49ers quarterback Colin Kaepernick knelt during the national anthem before a game.

Mahomes commended the support he's received from the Chiefs and said he has personally spoken with NFL commissioner Roger Goodell. And a day after the players revealed their video, Goodell released his own 81-second video acknowledging the need for change.

"We, the National Football League, admit we were wrong for not listening to NFL players earlier and encourage all to speak out and peacefully protest. We, the National Football League, believe black lives matter," Goodell said in the video.

While not outright stated as a direct response to the message from Mahomes and his colleagues throughout the league, the precisely similar wording in Goodell's statement indicated it was exactly that.

"We think that's the first step," Mahomes said. "But we wanna make sure it leads to action."

(Alex Okafor)

## **‘America needs you, Mom’: KC Chiefs defensive end Alex Okafor speaks out for justice**

Alex Okafor

June 19, 2020

KC Star

*Alex Okafor is a defensive end for the Kansas City Chiefs, former Texas Longhorn and native of East Texas. He wrote the following to share with the audiences of The Kansas City Star and Fort Worth Star-Telegram.*

After an injury in Week 15 of the 2019 season, I watched my Kansas City Chiefs win the Super Bowl from the stands with my parents.

It was a heartfelt experience. There’s nothing that I wanted more than to be on the field, battling with my teammates. But being able to watch our team win, with my parents next to me, is an experience that I wouldn’t trade for the world. I wish time would have stopped and we could live in that moment forever.

Just a few months later, Mom was in the hospital, diagnosed with Acute Myeloid Leukemia. Because of coronavirus restrictions, we could not visit her in the hospital during her chemotherapy. Within three weeks, at only age 59, she was gone.

Soon after, so were three more African-Americans: Ahmaud Arbery, Breonna Taylor and George Floyd. At this point, I’m about to melt down. The pain from my mother’s death is sitting heavily on me, not to mention the rage that has taken over me since these slaughtering. I’m overwhelmed with so many emotions; all I wanted to do is crawl into a cave and hide while the rest of the world burns down.

Then I thought to myself, “What would Mom have done?”

Sonia Danette Alexander Okafor has always been my biggest role model. She grew up in East Texas, losing her mom at 9, and went to Grambling State University, majoring in criminal justice. She had grown up in the civil rights movement and experienced a lot of racial trauma post-segregation. She always made my brother and me aware of the racial injustices in this country. She did her best to prepare us for the obstacles to being Black in the suburbs of Texas:

*Don’t stay out too late.*

*Don’t wear durags in public.*

*Drive carefully while passing through Williamson County.*

*Put both hands on the steering wheel when being pulled over by the cops.*

She stopped at nothing to assure everyone in my family excelled. She had a kind heart and was always trying to improve society. She worked as a probation officer for 11 years and was certified as an alcohol and drug-abuse counselor. Later, she worked for a nonprofit organization finding housing for underprivileged families. I'm sure if she were alive today, she would say we need more organizations as such to help level the playing field.

She was one of the most courageous people I know. My dad moved from Nigeria at 19 and met my mom at Grambling. Shortly after marriage, his mother got sick and he wanted to bring her to the States for better medical care. But he wasn't a U.S. citizen yet, so Mom volunteered to bring my grandma back. My mom had never been to Nigeria, and the area my dad grew up in wasn't safe for foreigners. Nevertheless, she went and brought my grandma back seamlessly. That kind of courage and selflessness are what we need right now.

We also need more of her tolerance. Which reminds me of the story in which my dad brought home goat meat for the first time. In Nigeria, the head of a goat is considered a delicacy; my dad was saving it for a special occasion. When Mom opened the freezer door, she screamed: A goat's head was staring back at her! Initially, she was terrified, but she made it a point to learn about the Nigerian culture so she could understand my dad's upbringing. (She eventually came to eat goat meat but never would try that goat head.) She knew it wasn't fair to judge my dad without truly understanding where he came from.

We as a nation need to come together to learn more about one another's upbringing. The more we learn, the more sensitive we will be to other demographics' struggles.

Mom was a huge fan of Oprah Winfrey. She recorded every episode of her show and bought all her magazines. Nowadays, I get emotional every time I see or hear someone mention Oprah. I see my mom in her. Both are strong Black women who strive to make this world a better place. Oprah once advocated, "Turn your wounds into wisdom." This resonates with me because if Mom were alive, I believe this would be her advice for our country. We must learn from the recent murders if we want to end systemic racism in the United States.

After Mom passed away, I vowed that I'll stop at nothing to make her proud. I'll be the best man I can be while honoring her to the fullest. The first big step is making a legitimate effort to end racism in this country. As much as I wanted to cut off all news networks and social-media outlets so that I could mourn in peace, I know this is not what Mom would have wanted. Because of her, I'm writing this article. Because of her, I want to have this uncomfortable conversation about racism and inequality.

Mom worked as an alcohol and drug-abuse counselor for 11 years. There's a term in that field known as "emotional sobriety." In order for the Black community to take the next step, we must embrace these emotions of anger. We have to address our pain and agony in a way in which it doesn't eat at us anymore, but motivates us to take care of our own. We must practice emotional sobriety so that we can take these negative emotions and channel them into concise and conscious efforts. This includes voting, and not just in the presidential election.

Mom always urged me to go vote. If I had time in my schedule I would, but I never took it seriously. If I voted it was only because Mom kept bugging me. Growing up, mom used to always say, "If you don't like what's going on in your life, what do you plan to do about it?" Well, since my mother is no longer here to pressure me every election, I must take it upon myself to vote while encouraging others to do the same.

Mom, I love you. I'm more determined than ever to continue your work in creating a better society. A better America.

(Frank Clark)

## Why Chiefs star Frank Clark made special trips to feed the homeless on skid row

Sam McDowell

June 19, 2020

KC Star

On Easter morning, Chiefs defensive end Frank Clark woke up in his California home feeling the urge to do *something*. Feeling a nudge to help the neighborhood in which he spent much of his childhood.

But how?

As his family cooked a holiday meal, he left for Los Angeles' Skid Row — a well-known district in downtown L.A. — unsure of his plan.

"The first place I thought of was the pizza spot," he said.

The Skid Row residents — many of them homeless — had a celebrity delivery man.

Clark himself.

And this week, he repeated the gesture. Clark packed up his trunk with dozens of pizzas from Little Caesars, delivering them to his old neighborhood.

"Took care of my people today," he wrote on social media.

[Clark spent a portion of his childhood homeless](#) with his single mother, Teneka, he told The Star last September, a few months after he signed a five-year, \$105 million contract with the Chiefs. They stayed at Union Rescue Mission in Skid Row but bounced around to other shelters and motels, too.

He has made a point to remember his past, calling it a purpose. He paid for homeless guests to attend the team's home opener last fall, providing them a limousine ride to the stadium and seats in a suite.

In his first pizza delivery to Skid Row, over the Easter holiday, Clark and a friend rushed into Little Caesars during the midst of the pandemic and asked for as many pizzas as they could make. How about 100? He offered to buy pizzas from those inside the store who had already ordered.

On such short notice, the store said they could make 55 .

His jersey number.



“It’s a coincidence. It’s crazy,” he said. “... I went down there with my friend. He helped me pass out food to the homeless. We made sure we wore our protective stuff. But I feel like I’m more in touch with them than the average person. I know the streets.”

(Frank Clark)

## **Frank Clark to Pay Funeral Costs for Local Four-Year-Old Shooting Victim**

Matt McMullen

July 4, 2020

Chiefs.com

An unthinkable tragedy struck a local family this week when four-year-old LeGend Taliferro was shot and killed while he slept in his home, and as the community grieves a life cut far too short, Kansas City Chiefs' defensive end Frank Clark is doing what he can to help.

Clark is covering LeGend's funeral costs, [as reported by McKenzie Nelson of 41 Action News](#). According to Nelson, Clark has been in contact with LeGend's mother about how he can help. The Pro Bowl pass-rusher also tweeted a photo of young LeGend - who was described as having "the heart of a lion" by his mother – along with a message encouraging the community to remember and honor the four-year-old's memory.

"RIP young LeGend Taliferro. Crazy In the midst of a movement we still manage to do foolish things," Clark said in his tweet. "He was killed as he slept in his home due to gun violence. His mother, Charron Powell needs us. Let his name be heard."

Clark was a critical component of the Chiefs' championship campaign in 2019 - tallying five sacks in the postseason alone – but his impact was often felt well beyond the field. He gave away 150 backpacks and school supplies to kids in need last August, threw a Halloween dinner and party for local inner-city families in October and frequently gave back to the underprivileged community in Los Angeles where he grew up, providing families with food, cleaning supplies and hygiene products on a regular basis.

Now, as LeGend's family copes with the worst of circumstances, Clark is once again using his platform and resources to make a difference for those who need it.

(Patrick Mahomes)

## **Mahomes' new deal is a record, and the Chiefs have been right about him at every step**

Sam Mellinger

July 6, 2020

KC Star

Twelve years ago, Chiefs coach Herm Edwards was deciding between Brodie Croyle, Damon Huard and Tyler Thigpen as his quarterback.

Twelve years from now, Patrick Mahomes will remain under contract with the Chiefs.

Kids who just finished kindergarten will be in college when Mahomes' new contract expires. Kids who just finished fourth grade will be trying to intercept Mahomes, or perhaps blocking for him.

We knew this was coming. We didn't know *this* was coming, and not just that the news was broken by a woman who sold champagne for the Chiefs' front office celebration.

The Chiefs all but promised Mahomes' next contract would be historic, and they outshot that expectation — 10 years, with the contract kicking in after his rookie deal expires in two years, [according to ESPN's Adam Schefter](#). The deal is worth up to \$503 million — sports' first half-billion dollar deal — and includes \$477 million in “guarantee mechanisms,” with opt-outs if those aren't exercised, [according to NFL Network's Ian Rapoport](#).

This is the first time an NFL player has held sports' richest contract. No player has ever been tied to a team for a longer period of time. Chris Cabott, the president and COO of Steinberg Sports and Entertainment, helped negotiate a deal that will benefit not just his client but players across the league.

The contract is without precedent because Mahomes is without precedent. He is a league and Super Bowl MVP before his 25th birthday while playing the most important position in professional sports.

His worst season as a starter is either the time he threw for 5,000 yards and 50 touchdowns, or the time he led three consecutive double-digit postseason comebacks in winning the Chiefs' first Super Bowl since before his *father* was born.

Before Mahomes, the Chiefs were exactly good enough to lose in the playoffs.

With Mahomes, damn near anything is possible on any snap, in any game, in any season. A generation of Kansas City kids will graduate from high school knowing nothing but a world in which their local football team employs one of the greatest quarterbacks in league history.

What a time to be alive.

The Chiefs won Super Bowl LIV, return 20 of 22 starters, improved their already absurd offense, retained offensive coordinator Eric Bieniemy and signed Mahomes to what is effectively a lifetime contract. We don't know how defensive lineman Chris Jones' negotiations will end, but let's just say teams have had worse offseasons.

For Mahomes, he won the Super Bowl MVP, slammed many domestics during the parade, influenced Whataburger to expand to Kansas City, starred in a video that forced the commissioner to apologize and now has a contract that will make him his sport's richest player and benefit the league's other stars for years. Let's just say players have had less impressive stretches of five months.

You cannot have followed the Chiefs for more than a few years and not feel like the world has shifted. For years — for decades, really — the top of the league has felt close enough to see but too far away to touch.

The Chiefs made a lot of smart decisions. They hired a lot of good people. They employed stars, from Deron Cherry to Christian Okoye to Derrick Thomas to Priest Holmes to Tony Gonzalez to Justin Houston to Eric Berry. But none of it was enough.

In Andy Reid's seven years, the Chiefs have done more than merely be right on Mahomes. They drafted Travis Kelce and Tyreek Hill and Jones. They signed Mitchell Schwartz and Tyrann Mathieu in free agency. They traded for Frank Clark and Charvarius Ward.

But none of these things had an impact like being so undeniably correct about perhaps the most all-in decision in franchise history: trading two first-round picks and a third-round pick at a time when some believed they were better off adding to a team that had just gone 12-4 with a division championship.

The Chiefs were almost brazenly right with this — they began planning for this contract extension before Mahomes' first snap, and general manager Brett Veach called Mahomes the best player he'd ever seen before Mahomes' first season as a starter.

If they were wrong about Mahomes, they had basically no safety net. The Chiefs would be going with Andy Dalton or Cam Newton or Jordan Love at quarterback right now.

Instead, they have the league's best.

There is risk in everything. This is no different. Mahomes could be injured, or he could have already played his best two seasons. Andy Reid won't coach forever, and Mahomes is unlikely to be surrounded by this much skill-position talent for the rest of his career. If this is as good as it gets, then Mahomes and the Chiefs will each feel unfulfilled.

This is a percentage play. Because if Mahomes is not going to be widely regarded as one of the best few to ever do it by the time this contract is finished, we have yet to see the reason.

Defenses adjusted to him in 2019, and he had to compete through a knee injury that limited his ability to extend plays. He still threw for 2,752 yards, 21 touchdowns and six interceptions in 10 games after the injury, including the playoffs. The Chiefs averaged more than 30 points in the postseason.

The only professional disappointment he's suffered so far is the time the 2018 Chiefs' defense beat him in the AFC Championship Game.

Mahomes is outrageously talented but also intensely smart. He has shown himself to be at his best in the biggest moments, with a natural leadership that won over a locker room filled with older teammates almost immediately. He won a league MVP trophy in his first year as a starter, and then worked harder and became even more effective.

Just spitballing, but the likeliest reasons for Mahomes' career to be sidetracked from historic are injury, his work ethic fading with success and the Chiefs failing to surround him with enough talent.

The first is true with any athlete, the second has so far gone the opposite way, and the Chiefs' GM is just 41 years old.

Guarantees don't exist, but which way would you bet about whether the Chiefs just locked up one of the best 10 quarterbacks of all time?

The Chiefs have been right about Mahomes every step so far. He's given them nothing but reasons to believe that the biggest contract in league history will also be one of the best.



(Patrick Mahomes)

## Patrick Mahomes' Contract Extension Hits Chiefs' Fans Differently, and Here's Why

BJ Kissel

July 7, 2020

Chiefs.com

It's done. The best football player in the world will stay in Kansas City for the foreseeable future.

The news of Patrick Mahomes' historic contract extension hit the internet Monday morning and social media caught fire, and for good reason.

It wasn't a surprise that it happened – nobody thought it wouldn't eventually, but the deal still raised plenty of eyebrows all across the country, and for multiple reasons.

The guy with the best start of any player in NFL history – the NFL MVP Award in his first year as a starter, and then a Super Bowl MVP following three-straight playoff comeback wins of double-digits in his follow-up campaign, was always going to be the highest paid player in football.

It's the nature of the position and his resume to this point. But the details – mainly the length of 12 years he's now under contract – means the professional career and continued story of the best football player any of us have ever seen (to this point) will forever be a Chiefs' story - a Kansas City story.

It means the kind of moments we've all experienced over the last two years have just begun. The crazy throws, the electrifying runs and improbable comebacks, are just getting started.

Kids who can't read right now will be driving cars when Mahomes' newest contract is up. Husbands and wives who haven't even met yet will get married and start a family before he could even possibly go to another team. And Mahomes' future Chiefs' teammates who will be a part of his 2030 Super Bowl run – to be watched by more than 100 million people – aren't barely teenagers and haven't yet played in front of even 1,000 people.

In addition to that, Mahomes didn't just sign the largest contract for a *football* player of all-time, he signed the biggest contract for any athlete, ever – surpassing the Los Angeles Angels' outfielder Mike Trout's mega-contract signed last year.

Mahomes, who [put up this video on his social media accounts](#) following the announcement, stated that they're "chasing a dynasty" right now.

It's the same word – dynasty – that players like Travis Kelce, Frank Clark and Tyreek Hill were using on the field and in the locker room following the Super Bowl victory down in Miami a few months ago.

No team has won back-to-back Super Bowls since the 2004-05 New England Patriots, and no team has ever won three Super Bowls in a row. In fact, the prop bets have already begun on the over/under on number of titles the Chiefs will win between now and the end of this contract.

This contract, which Mahomes made sure would be structured in a way that his teammates can still get paid and talent can still be added around him, will be talked about forever. It's history-making.

If you're a college kid wanting to be a sports agent, you're going to learn about what Mahomes' representatives - Chris Cabott, Leigh Steinberg and the folks at Steinberg Sports and Entertainment – were able to pull off.

A football player is the highest paid athlete in the world for the first time, ever. They negotiated the biggest deal anyone has ever seen, and everyone came out looking good.

You'll also learn about what Brett Veach, Brandt Tilis, Chris Shea and company were able to do on the Chiefs' side. It's the longest deal in football history. It's the biggest deal in football history, and from all accounts by those familiar with contracts, salary caps and future business planning, the deal is a win-win for both parties.

Neither side comes out looking selfish or bad—something Veach noted in his media availability is unique considering the size and impact of the deal.

Veach shared the story of Tilis coming down to his office last Spring, not long after Trout's deal with the Angels was signed and said that Mahomes "was going to get a baseball contract."

He did, and current and former players across the league have been united in saying, "He's worth every penny."

It took years to negotiate this deal, and the price kept going up with each touchdown and comeback win—something Veach said they all laughed about over the past couple of years, but now it's done, and the Chiefs say they have flexibility to win in the present, and the future.

This was a "legacy-deal, not a cash deal," Veach noted.

But one of the underrated storylines of this contract is also the validation it gives Mahomes for a decision he made years ago as a teenager – giving up the guarantee of more than a million dollars to pursue professional baseball right out of high school.

Mahomes had that opportunity, but he wanted to chance to continue his passion of playing football in college at Texas Tech and so he passed it up. He bet big on himself in a way that a lot of others might not have, and he was rewarded for it.

Less than six years later and only five as a "full-time football player," Mahomes surpassed that financial mark by more than 500X's and doesn't seem fazed by any of it.

Before Mahomes, the Chiefs hadn't drafted a quarterback that started and *actually* won a game for them in more than three decades. They had *never* drafted a quarterback who won a playoff game for them.

It was a thing. It was discussed every year around the draft.

*"Would the Chiefs draft a quarterback in the first round for the first time since 1983?"*

Well, they did, and it was worth the wait.

In his two years as a starter, Mahomes has started five postseason games – going 4-1 while scoring 16 touchdowns and tossing just two interceptions—just to hit the tip of his long and distinguished resume—*at 24 years old*.

The record books will keep being written by the reigning Super Bowl MVP and current face of the NFL.

There's another big reason this move just hits differently for Chiefs' fans. They've had to endure some of the worst playoff losses and off-the-field tragedies of any fan base in the entire league over the past few decades. They deserve this time.

From Joe Delaney and Derrick Thomas, to the no-punt game, missed field goals, phantom hits to the quarterback's head and the most-sudden "forward progress" call in football history, any many, many more, through it all, this fan base has remained loyal.

They show up to games – not to watch, but to participate – and created an atmosphere that's praised by outsiders who pop in to visit Arrowhead Stadium to see what the fuss is all about. They quickly learn and the mystique carries on.

But now, that same stadium - born of a defensive identity led by the tenacity of No. 58 coming off the edge – will continue to echo the cheers and shouts of disbelief in watching another player born of special skill and character, and another one they can call their own.

Patrick Mahomes is the best player in football. He loves being a Chief and absolutely loves being a part of this community—something he mentioned multiple times as to why he signed a deal that would keep him in town for the next 12 years.

He's chasing a dynasty, and we get to witness the journey—something we should never take for granted, because after all, we know better than most how rare this really is.

(Patrick Mahomes)

## **‘A watershed moment’: The meaning behind Patrick Mahomes’ Royals ownership**

By Alec Lewis and Nate Taylor

July 28, 2020

The Athletic

KANSAS CITY, Mo. — Angel McGee was sitting at her desk at the Kansas City Urban Youth Academy on Tuesday morning when an internal news release pinged her phone. She glanced over and saw the name all of Kansas City has come to revere in connection with ownership of the city’s baseball team. She wasn’t sure whether she was seeing things.

“I was like, ‘Hold on, did I read this right?’” McGee said.

She shifted from her phone to her monitor, furiously clicking her email to enlarge what she semi-could-not-believe she had read. Sure enough, the news was real: Kansas City Chiefs superstar quarterback and Super Bowl MVP Patrick Mahomes had been announced as the newest member of the Kansas City Royals’ ownership group.

McGee, the Urban Youth Academy’s manager of communication and outreach, continued reading. There was a statement from Royals principal owner John Sherman, lauding Mahomes’ leadership. There was a statement from Mahomes himself, explaining his vision to deepen his roots within Kansas City. McGee’s jaw remained dropped.

The wowed reaction Tuesday, of course, was widespread across Kansas City. Bob Kendrick, the president of the Negro Leagues Baseball Museum, was playing a round of golf Tuesday morning when he learned Mahomes became a part owner of the Royals. He, too, was ecstatic. It wasn’t just the marriage between two of Kansas City’s civic institutions. It was also the idea that Mahomes, of biracial heritage, became a part owner in the major leagues during the moment in which America resides.

“The timing,” Kendrick said, “just seems to be so appropriate.”

Kendrick first met Mahomes in 2017, a few weeks after the draft. Mahomes, as part of the Chiefs’ annual program to educate new players on the history of professional athletes, toured the Negro Leagues Baseball Museum. Kendrick shared stories of Jackie Robinson entering the major leagues in 1947, Henry Aaron starting his Hall of Fame career in the Negro Leagues and Andrew “Rube” Foster, the former Black pitcher who led seven other owners in establishing the Negro National League 100 years ago.

“If you’re African American or Hispanic and you play a team sport in this country, it all starts with the Negro Leagues,” Kendrick said. “I don’t think that’s been lost on Patrick. He understands his father’s role in this sport as an African American.”

Indeed, Mahomes' father, Pat, pitched in the major leagues for 11 seasons. He would become pals with fellow pitcher LaTroy Hawkins, who would watch Mahomes take the field as a Chiefs quarterback months after Mahomes' visit to the museum.

As Mahomes no-look-passed his way to being looked upon as one of football's next greats in 2018, Hawkins watched his godson's love for Kansas City grow. Success early in 2019 only amplified that love, which started to show in the form of nods to the city's roots.

In October, Kendrick received a phone call from an official from the Chiefs. Four days later, Kendrick delivered to Mahomes a replica No. 25 jersey from the 1942 Kansas City Monarchs. Mahomes wanted to wear the No. 25 Monarchs jersey when he entered Arrowhead Stadium last season before the Chiefs hosted the Indianapolis Colts in a prime-time game. He wanted to honor Leroy "Satchel" Paige, the Hall of Fame pitcher who had donned it before the major leagues' color barrier was broken.

"It's just cool to know that when I go to Kansas City that he's there and he's making an impact on everybody that he comes in contact with," Hawkins, also a special assistant within the Minnesota Twins organization, said. "For me, that's the most important thing. I don't know much about football — other than what he's taught me over the years — but I do know that having relationships and doing your part to give back to the community and investing where you're going to be employed at is very important."

While Mahomes was parading the Chiefs to victories in winter 2019, a sale was surfacing across the Truman Sports Complex lot. Sherman, a Kansas City businessman who had given back in the form of his support for Teach for America and the Truman Library Institute, among many other philanthropic endeavors, was set to purchase the club.

He was introduced as the new owner in November. A few months later, Mahomes' parade of victories turned into an actual parade. For the first time in 50 years, on Feb. 2, the Chiefs won the Super Bowl. Spring's absence of sports — and the Royals, specifically — because of the COVID-19 pandemic gave way to conversation about a potential long-term contract for Mahomes. Meanwhile, Mahomes was conversing about baseball.

He asked Hawkins about his job with the Twins as their special assistant in the baseball operation. Mahomes, as the Chiefs' top representative in the NFL's players union, was also intrigued to get Hawkins' thoughts on how the MLB was building its approach and procedures to start its shortened season amid the coronavirus pandemic.

"I hope you guys get it right so we can play football," Mahomes told Hawkins. "What kind of testing are you guys doing?"

At some point, the conversation shifted toward an opportunity that had arisen, one for Mahomes to purchase a piece of ownership with the Royals. He and Hawkins talked about it. Mahomes also discussed the idea with his agents, Chris Cabott and Leigh Steinberg, and even his dad.

"I always tell him, if it feels right and it makes sense, that's what matters," Hawkins said. "Everybody doesn't get that opportunity to be able to become a part owner of a professional team in any sport."

That conversation was shelved in the days after May 25, the days following George Floyd's death. On his social media platforms, Mahomes expressed sadness about the deaths of Floyd,



Ahmaud Arbery and Breonna Taylor while also condemning police brutality, social injustice and racial inequality. Mahomes also gave his support, along with other star NFL players, for the Black Lives Matter movement.

Kendrick observed Mahomes' stances and marveled at them. At the same time, he was participating in conversations among the Royals brass, which was listening and learning itself.

Reggie Sanders, a special assistant with the Royals, hopped on Zoom calls with leadership from the top to Urban Youth Academy employees such as McGee to even players. They discussed diversity, inclusion and equity. Among all of MLB, one glaring issue was obvious: the very small presence of minority owners.

That number grew by one with Tuesday's news, which goes lengths toward explaining McGee's reaction.

"Now we're in this stage of equity," Sanders said. "The thing that never was in the forefront of that was the equity piece. Equity in terms of thought, in terms of policy, governorship and action. Inside of our organization, we're trying to be intentional about our practices in terms of who we bring on. So the Patrick Mahomes scenario is very fitting to that pragmatic equity solution."

Kendrick, thinking through the news on the golf course, was not surprised to see that pragmatism because of the people involved. There's Sherman, who has long embraced the Black culture and heritage of baseball. And there's Mahomes, who is aware of his potential impact beyond the turf.

"It couldn't have come at a better time because of what's going on in America at this particular moment and what has transpired — and has been transpiring for a long time — but most recently with the George Floyd situation," Hawkins said. "It's another indication of being able to push the needle, being about to create a legacy and showing Black people that you can do it, it's possible."

"I wish I had done more when I was playing, but he's comfortable in himself to be able to be a trailblazer. It's important because now we see somebody that looks like us that is able to own part of a team. He gives hope."

In saying that, Hawkins referenced young boys and girls, those of whom the Urban Youth Academy works to develop. McGee, thinking of the time, said this news "couldn't be more perfect."

"This allows us to show our kids — look at the face, a face that resembles a lot of you," McGee said.

On Tuesday, when the news broke, when McGee was fumbling around her desk and Kendrick was beaming at the golf course, Hawkins and Mahomes texted each other.

"I want to build something special (with the Royals)," Mahomes told Hawkins.

Hawkins' response conveyed the importance of the draft and player development, of building from within. In essence, this is exactly what Mahomes has done civically in becoming a part owner for the Royals.

"This is, I think," Kendrick said, "a watershed moment for sports here in Kansas City."

(Chris Jones)

## **Chris Jones plans to collect sacks, rings after 4-year deal with the Chiefs**

Nate Taylor

July 20, 2020

The Athletic

KANSAS CITY, Mo. — In his first public comments to reporters since becoming a champion, Chris Jones took a quick pause from speaking Monday during his Zoom video conference. As one of the Chiefs' most vibrant players, Jones, the star defensive tackle, flashed his wide smile before praising general manager Brett Veach. Jones, with all his swagger, called Veach, the man who helped execute his lucrative contract last week, his dog, further fortifying their already strong relationship.

Since the Super Bowl, Jones never wanted to leave the Chiefs, even though he could've become an unrestricted free agent. The Chiefs, led by Veach, wanted to keep Jones, who at age 26 is expected to enter the prime of his career.

On Monday, the two parties celebrated once again, via Zoom, after Jones signed his four-year, \$80 million deal Wednesday, a contract that has the potential to bring him as much as \$85 million through incentives. At each step in his five-year career, Jones has been an overachiever, becoming a rare premier interior pass rusher, breaking the NFL record for consecutive games with at least one sack and even convincing his employer to forgo a season on the franchise tag. After Veach and the Chiefs demonstrated their faith in him, Jones was eager Monday to share what he wants to accomplish through his new deal. Jones wasn't afraid to raise the expectations on himself to as high as they can be.

"It's about having a Hall of Fame career, getting a gold jacket," he said in a calm manner. "Honestly, if somebody would've told me you can choose \$20 million or 20 sacks this year, I'd choose the sacks every day. That's where my mind and heart is at — getting sacks, winning championship rings and having fun.

"The game is bigger than just money. It's my passion, and I want to get the gold jacket, man."

Though Jones is a lovable personality in the Chiefs' locker room, he also understands the legacy he can create for himself by helping the franchise win multiple Super Bowls.

He desires to earn the league's defensive player of the year award within the next four seasons. He has dreamed of being the league's leader in sacks, with the crowd inside Arrowhead Stadium roaring as he devours opposing quarterbacks. He wants to one day be at an event alongside superstar quarterback Patrick Mahomes and star defensive end Frank Clark — two of his closest teammates — in which all three men show multiple Super Bowl rings on one of their hands.

In the past month, several members of the Chiefs have been open about the franchise's desire to become the NFL's next dynasty. Jones was the latest person Monday, as he described the text message he received from Mahomes on July 6, the day the quarterback signed the largest contract in sports history.

"As soon as his deal got done, Pat texted me and said, 'Hey, let's get this thing done; I left something on the table,'" Jones said. "That's when I had the feeling that me and the Chiefs were going to work something out."

Mahomes allowed the Chiefs to structure his 10-year extension — by in essence spreading out at least \$477 million over that time — by having the deal start after the 2021 season. That decision gave the Chiefs the short-term salary cap flexibility to offer an extension to Jones.

When Jones agreed to his extension, Mahomes sent him a short text message Tuesday that was full of excitement: "*Let's fucking go!*"

Jones appreciated Mahomes' loyalty to him at every stage of the offseason.

"For me, it was just about the understanding that me and Pat have about bringing a dynasty in Kansas City," Jones said. "We both have the same goal of building something special in Kansas City with Coach (Andy) Reid and all the talent we have. We all have the same mindset: We want to keep this team together."

Veach's message to Jones and his agents, Michael Katz and Jason Katz, was one of patience after the men met during the NFL Scouting Combine. Similar to everyone in America, the men were forced to adjust their plans and the negotiation for an extension after the coronavirus became a pandemic that impacted the business of every industry. Veach felt the Chiefs needed as much time as possible before the league's franchise tag deadline Wednesday to better understand the potential changes to the salary cap in future years if the league loses significant revenue this upcoming season.

Jones, similar to Mahomes, gave the Chiefs some immediate cash flow help by not receiving a signing bonus upon signing his contract. His base salary for the season also stays at \$16.1 million, which is what he would've made on the franchise tag.

"We were driven and determined this whole time," Veach said. "Our plan was to do a lot of the things we've done this offseason. Right at the top of that list was Pat Mahomes and Chris Jones — and everyone knew that. You just don't draft these guys year after year. Chris is not a guy that you can just find in any draft. When you have a player that talented, that special, we were determined to make sure Chris Jones was a Chief."

In the past two seasons, Jones has been the Chiefs' best defensive player, recording 24.5 sacks and 27 tackles for loss during that stretch. Since 2018, Jones has earned the second-highest pass-rushing grade (91.4), according to Pro Football Focus. Only Aaron Donald of the Los Angeles Rams has more sacks (52) than Jones (33) among defensive tackles since 2016.

Listed at 6-foot-6 and 310 pounds, Jones is one of the quickest and strongest defensive tackles in the league. He also has been a major contributor for the Chiefs without having to record a sack. In the Chiefs' comeback victory in the Super Bowl, Jones produced perhaps the best performance of his career, deflecting three passes to keep the San Francisco 49ers scoreless in

the fourth quarter. He also pressured 49ers quarterback Jimmy Garoppolo into throwing an interception before halftime.

“He’s unblockable as an interior pass rusher,” Veach said of Jones. “With his size and athleticism and his quickness, it takes two guys to block him. All you have to do is turn the Super Bowl on and see what he did against a very good 49ers team.

“He’s a young guy, and we certainly feel that he’s going to keep getting better and better and better. When we announced, via Twitter, that we signed him, (one of) his goals were to be defensive player of the year. If he can stay healthy and stay on this upward trajectory, there’s no doubt in my mind he has all the tools needed to do that.”

Since Jones is so confident and exuberant, Reid said he can understand why some opponents, analysts and fans might have misconceptions about work ethic and professionalism. But Reid described Jones as a brilliant defender, a player who enjoys studying, performing his best in the game’s biggest moments and having his teammates rally around his enthusiastic voice.

“He’s very talented, and he brings a great personality to our team,” Reid said of Jones. “Nothing is impossible in his mind, and that’s the way he goes about it. I’ve been proud of the commitment he’s given to the organization and how he’s handled himself.”

The biggest example Reid and Veach shared of Jones’ mature devotion to the Chiefs was *actually last offseason*.

In seeking an extension last summer, Jones wasn’t with his teammates when the Chiefs began their offseason program. He stayed away when the team held its organized practices and even took an \$88,650 fine for skipping the team’s mandatory minicamp. But Jones ended his holdout at exactly the moment the Chiefs held their first team meeting at the start of training camp. He respected Reid enough not to be a distraction for the team, and he wanted to do his part to learn the Chiefs’ new 4-3 base scheme under new defensive coordinator Steve Spagnuolo. Jones was also willing to share and exchange pass-rushing techniques with Clark, whom the team acquired via a blockbuster trade and signed to a five-year, \$105.5 million contract.

“It would’ve been very easy for Chris to show up late or to complain,” Veach said. “But Chris was dedicated to this team, he wanted to win the Super Bowl and the really cool thing — and Coach and I talk about this all the time — was how was Chris going to handle the first few weeks of practice with Frank. Within a few days, I remember being at training camp last year and seeing Frank and Chris just hit it off.”

Before signing his contract, Jones loved his relationship with the Chiefs. Beyond Veach and Reid, Jones expressed his gratitude for Brandt Tilis, one of the team’s salary-cap specialists who helped figure out how to ensure the extensions for Jones and Mahomes worked in concert. Jones acknowledged Ryne Nutt, too. As the director of college scouting, Nutt was instrumental in the Chiefs identifying and selecting Jones in the 2016 NFL Draft.

Five days after signing his contract, Jones believes his deep love for the Chiefs can only grow.

“I always wanted to stay with the Chiefs,” he said. “It’s not about being the highest-paid player. It’s about getting what you deserve. Thankfully, I’m here for the long haul.”

(Patrick Mahomes)

## Chiefs star Mahomes having 2020 nobody will soon forget

Dave Skretta

August 10, 2020

The Associated Press

KANSAS CITY, Mo. (AP) — The world is in the grips of the worst pandemic in more than a century, the country is going through the kind of social upheaval unseen in decades, and the vast majority of people would prefer 2020 just grind to an end.

Patrick Mahomes might be having the best year of anyone.

The Chiefs quarterback began it by leading the franchise to its [first Super Bowl championship in 50 years](#), a game in which he cemented his status as the league's premier quarterback by rallying his team past the San Francisco 49ers in the second half and earning [the MVP award](#) on a warm February night in Miami.

Mahomes proceeded to sign [a record-setting 10-year contract extension](#) that could pay him nearly a half-billion dollars, yet managed to structure it so that the Chiefs could continue to afford talent around him. He used some of that money to [buy a piece of the Kansas City Royals](#), allowing the son of former major league pitcher Pat Mahomes to fulfill a baseball itch and simultaneously endear himself to his adopted hometown on a whole new level.

He played in the celeb-studded American Century Championship, finishing in [a respectable tie for 38th](#) in Lake Tahoe. His social media following [has grown exponentially](#). He's become the face of the NFL after just two full years as a starter.

"It's been a crazy time for sure," Mahomes said in a wide-ranging interview with The Associated Press. "The pandemic and the movements across our country — it's been different. We won the Super Bowl. That was awesome. The parade and everything, and then the world changed. You're able to step back and think about a lot of different stuff, and then go out there and try to be the best person you can be every single day."

That isn't just hyperbole. And make no mistake: The year hasn't just been one long party.

As the new player representative for the Chiefs, Mahomes had a major voice in negotiations between the NFL and its players' union on return-to-play protocols. He has expressed his [support for the Black Lives Matter movement](#), and along with Chiefs safety Tyrann Mathieu, he has spearheaded a voter registration effort in Kansas City.

"I think the whole point of 2020 is you never know what's going to happen the next day," Mahomes said. "You try to do your part to make the world a better place. It's a different time in the world. You have to talk about these things."

All of which makes the confines of Arrowhead Stadium a sanctuary these days.



The Chiefs are entering the meat of training camp, with veterans joining the rookies and full-contact padded practices about a week away. The moment Mahomes walks through the doors — and gets his temperature checked and picks up his tracking device and all the other things that football in the age of COVID-19 entails — he can be just one of the guys for a couple of hours.

He can joke with his wide receivers. He can throw behind-the-back passes to offensive linemen. He can throw out the most audacious suggestions for coach Andy Reid, who quite often turns those thoughts into equally audacious plays.

“He brings a different energy, a different style to the game that even I was a little more accustomed to, just going out and playing ball in the backyard-type football,” said Chiefs tight end Travis Kelce, one of Mahomes’ best friends on the team. “I think it’s a fun time to be a Kansas City Chief and it’s because 15 is in the building, for sure.”

Not just be a Kansas City Chief, but be a fan of the Kansas City Chiefs.

“It’s exciting to know that he’s going to be here forever,” Chiefs offensive lineman Mitchell Schwartz said. “Obviously, the Royals ownership stake just cements him more into the city. There’s a pretty special connection.”

Mahomes is not exactly a reluctant superstar. He bought a Ferrari 812 Superfast, which has a starting list price of about \$350,000. He spent the summer months embracing the boating life with his longtime girlfriend, Brittany Matthews.

He hasn’t let all the trappings go to his head, though. He grew up around professional athletes, often trailing his dad into major league clubhouses. His down-to-earth parents have made it a point to keep their high-flying son grounded, as if his very nature would allow Mahomes to think he’s better than anyone else.

“You know how he’s wired,” said Reid, who couldn’t help but grin when asked about the Royals purchase. “He loves baseball, so it’s a match. I joked with him that he can’t play and do both, but he can be part-owner of one and play the other.”

Now that training camp has begun, Mahomes insisted that his focus is squarely on football. Even with a pair of starters opting out in running back Damien Williams and offensive lineman Laurent Duvernay-Tardif, the Chiefs return 18 of 22 who started during their Super Bowl run, and expectations are high for a repeat — or three-peat, or four-peat, or five-peat.

Tyreek Hill and several other players have made such a run of championships their goal this offseason.

Mahomes is the unquestionable linchpin for the Chiefs becoming a Patriots-like dynasty

“Obviously winning the Super Bowl and how fun it was, the adversity and overcoming, we’re trying to have that same mentality. We understand it’s going to be hard,” Mahomes said. “I think the biggest thing is just starting over. You start with a blank slate. You go through the process of being the best quarterback you can be every day. You accept the challenges.”

Then you get back to work.

(Travis Kelce)

## **An Extension In-Hand, Travis Kelce Continues Path to All-Time Greatness in KC**

Matt McMullen

August 14, 2020

Chiefs.com

Travis Kelce gazed out across the crowd in the midst of his legendary speech at the Kansas City Chiefs' championship parade back in February. His words were both hilarious and powerful, punctuating a truly unforgettable celebration with an address nobody will soon forget.

"I just want to say I love you all," Kelce said as his words boomed from Union Station. "I love this team."

The speech fueled the party for the next several minutes, and as the confetti flew and Beastie Boys' lyrics were belted, Kelce's genuine affection for his home of seven years was clear as ever.

That love was demonstrated yet again six months later as Kelce signed a contract extension with the Chiefs on Friday that will keep the All-Pro tight end in Kansas City through the next six seasons. The move further positions the reigning Super Bowl Champions for a run at multiple titles, and for Kelce, it means he can continue to chase down all-time greatness in the red and gold.

In fact, it's not hyperbole to suggest that Kelce is already among the best to ever play his position in NFL history.

No tight end has ever amassed more than Kelce's 6,465 receiving yards through their first seven seasons in the league. He's the fastest tight end in NFL history to 500 catches – doing so in just 95 games – and with another 1,000-yard campaign in 2019, Kelce became the only tight end in the history of the game to reach the milestone in four-straight seasons.

The past two seasons, in particular, have been especially prolific. His 2,565 yards through the air are fifth among all players in that span, trailing only the New Orleans Saints' Michael Thomas, the Atlanta Falcons' Julio Jones, the Arizona Cardinals' DeAndre Hopkins and the Tampa Bay Buccaneers' Mike Evans.

His consistency in that time is equally remarkable, as Kelce has racked up at least 60 receiving yards in 26 of his last 32 regular-season games. For context, only Jones has accomplished that same feat since the beginning of the 2018 campaign.

And as unprecedented as the on-field exploits are, Kelce's desire to give back to the Kansas City community has been even more substantial. Through his foundation – Eighty-Seven & Running – Kelce has changed the lives of children and families throughout the metro,

specifically through his support of Operation Breakthrough, where he helped open a robotics lab back in 2018.

The lab provides more than 300 area students with an educational opportunity that they would have never had otherwise and earned Kelce NFLPA Community MVP of the Week honors following its grand opening, adding yet another accolade to a career chock-full of them.

The Lombardi Trophy also joined that collection last season, as Kelce played an instrumental role in the Chiefs' three postseason double-digit comebacks with four touchdowns and 207 yards through the air. It all led to Kansas City's victory in Super Bowl LIV, which brings us back to Kelce's speech for the ages.

"This the most beautiful scene I have ever witnessed in my life," Kelce said as he wrapped up his remarks at the championship parade. "I love this city to death. I promise you, from here to the end, I cherish every moment with you all."

A contract extension now in hand, there are plenty of those moments left.

(Travis Kelce and Patrick Mahomes)

## Travis Kelce's four-year extension with Chiefs lengthens bond with Pat Mahomes

Nate Taylor

August 13, 2020

The Athletic

KANSAS CITY, Mo. — Since they became teammates in 2017, Travis Kelce and Patrick Mahomes have had a small tradition reserved for when the Chiefs open their training camp. As a way of expressing their excitement for the new season, both men smile and laugh as Kelce, the star tight end, gives Mahomes, the superstar quarterback, a piggyback ride as they enter the practice fields.

One of the Chiefs' biggest *bromances* just happens to be one of the NFL's most dominant duos.

Over the past two seasons, Kelce has collected the most receptions from Mahomes' gifted right arm, and together, they led the Chiefs to their first Super Bowl victory in 50 seasons.

Meanwhile, this summer has featured Kelce and Mahomes golfing together and they vacationed together in Nevada, as well as holding their usual workout sessions.

And now both players, before their summer concluded, made sure they remained co-workers — and piggyback partners — for several years.

Following [Mahomes' contract extension last month](#), Kelce agreed Thursday to a four-year contract extension with the Chiefs worth \$57.25 million, a source confirmed to *The Athletic*. The deal, which Kelce is expected to sign Friday, includes \$28 million in guarantees.

When the Chiefs started camp, Kelce voiced his desire to play alongside Mahomes for the remainder of his career.

"I'm a big fan of Pat's," Kelce said of Mahomes, the reigning Super Bowl MVP, two weeks ago. "I think he's the best player in the NFL. You can't tell me there's a better quarterback than him, that's for sure. He led us to a Super Bowl because he is that. It's a fun time to be a Kansas City Chief, and it's because 15 is in the building."

Kelce's deal was the latest benchmark in a busy offseason for the franchise, as the Chiefs were able to accomplish their grand mission of keeping most of the team's star players together for this season and beyond. Just as Mahomes did last month with his historic 10-year extension, Kelce gave the Chiefs an advantage in terms of their salary cap sheet by not having his extension begin until after the 2021 season. Even when Kelce begins his extension, the Chiefs know he will not be the NFL's highest-paid player at his position, although he has the statistical production worthy of such a distinction.

Hours before Kelce agreed to his deal, star tight end George Kittle agreed to a five-year contract extension with the San Francisco 49ers that can bring him as much as \$75 million — making him the league’s highest-paid tight end — with \$30 million guaranteed.

In late January, just before the Chiefs faced the 49ers in the Super Bowl, four NFL coordinators spoke to *The Athletic* to compare Kelce and Kittle.

“They are both outstanding,” one coordinator said. “Kelce is probably the most difficult guy to defend, and part of that is, when you get ready to play them, you have to defend two routes. There is the route Kelce is running normally, then there is the one he runs after Mahomes starts moving in the pocket and scrambling and doing all that. You have a guy completely covered, then bang, the quarterback moves and he changes direction and he takes off. You are in a bind.”

In the Super Bowl, Kelce statically outperformed Kittle. The six times Mahomes targeted Kelce led to six receptions for 43 yards, including a fourth-quarter touchdown. Kittle finished with four receptions on seven targets for 36 yards.

Throughout the Chiefs’ postseason run, Kelce played at his best when the team was trailing, as he collected 19 receptions for 207 yards and four touchdowns.

“The biggest thing for us is just being who we are,” Mahomes said of playing with Kelce before the Super Bowl. “That’s something we do every day. We take advantage of every single rep, we let our personalities show and try to find a way to win in any way possible.”

When Mahomes learned of Kelce’s extension, he celebrated on his Twitter account by posting a GIF of himself jumping and patting his teammate’s helmet after they connected for a touchdown during the 2018 season. Mahomes’ message to his Twitter followers was just three words and seven exclamation marks: “6 MORE YEARS!!!!!!”

On critical third-down plays, Mahomes relies most on Kelce, who is faster than linebackers and bigger than defensive backs while running smooth routes in the middle of the field. One way coach Andy Reid has maximized the talents of Kelce, who is listed at 6-foot-5 and 260 pounds, is by having the tight end line up as a receiver on the perimeter on more than one-fourth of his snaps last season, according to Pro Football Focus.

Such advantageous matchups have led Kelce to record, since 2017, 100 receptions in which he gained at least 15 yards, 31 more times than any other tight end during that stretch. As Mahomes enters the prime of his career, he and Reid are confident that Kelce will continue to be a reliable receiver, particularly in the red zone.

Kelce is also the first tight end in league history to record at least 1,000 receiving yards in four consecutive seasons.

“He’s definitely one of the best I’ve ever played with, and I’m blessed to have him on this team,” receiver Tyreek Hill said of Kelce last season. “He makes all of us better. He’s passionate with everything that he does, and he loves the challenge.”

For Kelce, the extension allows him to have a similar career as Tony Gonzalez, the Hall of Fame tight end who spent his first 12 seasons with the Chiefs. The two men have been friends throughout Kelce’s eight-year career, and Gonzalez has always provided lessons and



encouraged Kelce to accomplish more and build a greater legacy in Kansas City than even he did.

In 2018, Kelce broke one of the franchise's single-season records, which Gonzalez held, by recording 1,336 receiving yards during Mahomes' first season as the Chiefs' leading man. Kelce also broke Gonzalez's record for the most receptions (103) in a season. When last season ended, Kelce had captured what eluded Gonzalez's illustrious career: a Super Bowl victory.

If Kelce, 30, reaches the end of his extension, he will have played 13 seasons in a Chiefs uniform, becoming the longest-tenured player at the position in the franchise's history.

When thinking of his future two weeks ago, Kelce allowed himself only to consider how he could improve this season based on the conversations he has had with tight end assistant Tom Melvin.

"He's always harping on me to sharpen the tools, get better at your strengths but also the weaknesses (because) we have to rise to the occasion," Kelce said of Melvin. "It's definitely a fun process, but getting better is a year-long thing. It's a career-long thing. You can never be satisfied with where you are."

(Travis Kelce)

## Chiefs' Kelce to launch STEM project for underserved children

Tod Palmer

August 14, 2020

KSHB

KANSAS CITY, Mo. — Chiefs tight end Travis Kelce is giving back to Kansas City's kids.

Fresh off [signing a four-year contract extension](#), which will keep two-time All-Pro tight end with the Chiefs through the 2025 season, the 30-year-old Kelce announced Friday on social media that he is creating a STEM career program for inner-city children.

Through a partnership with Operation Breakthrough, Kelce's Eighty-Seven and Running Foundation is purchasing a building that will serve as the home for the Ignition Lab: Powered by 87&Running, Kelce said via Twitter in a post titled "Dear KC... from my heart!!!"

Kelce, a third-round pick by Kansas City in the 2013 NFL Draft, said he can't "begin to tell you how much this city means to me" and vowed to recommit to important "work I have left to do off the field."

The Ignition Lab provides Kelce's teen fans in underserved KCMO neighborhoods who are "navigating a world that doesn't always have their back" with "a co-working space where these teens will have the support, resources, and opportunity to explore careers in STEM, launch their own entrepreneurial ventures and gain real-world experience."

Operation Breakthrough is excited about this new partnership and what this lab is going to bring to KC.

"We know for sure there is going to be a co-working space," Operation Breakthrough CEO Mary Esselman said. "We know we are working on a high school robotics practice field. One of the things we started when we opened the Makers City was our kids start coding at an early age. They are participating in robotics and we want to make sure we can continue that. We are hoping to have an electronics lab, a green tech lab."

Kelce, a five-time Pro Bowl selection, said he's grown to be "profoundly aware of the difference in opportunity, exposure, and privilege I grew up with compared to others."

He hopes this project helps bridge the gap for children in Kansas who lack the same opportunity, exposure and privilege.

"Where you live, the situation you were born into or the color of your skin should have no impact on the dreams you can dream," Kelce said. "And it's a beautiful thing when a kid's dream comes true," Kelce said.

Kelce, a member of the Pro Football Hall of Fame's All-2010s Team, would know after hoisting the Lombardi Trophy five months ago in Miami after the Chiefs' 31-20 victory in Super Bowl LIV.

He is the only tight end in NFL history with four consecutive 1,000-yard seasons and is the Chiefs' all-time leader with 5.3 receptions per game, while ranking second with 67.3 receiving yards per game in his career.

Kelce, who missed his rookie season with a knee injury, has managed to reach the Chiefs' all-time top five for career receptions (507) and receiving yards (6,465) in only six seasons and ranks sixth in franchise history with 37 career receiving touchdowns.

(Clyde Edwards-Helaire)

## Why Chiefs rookie Clyde Edwards-Helaire is worth the hype

Adam Teicher

September 2, 2020

ESPN

KANSAS CITY, Mo. -- As a freshman at LSU in 2017, running back [Clyde Edwards-Helaire](#) received most of his playing time in practice against a defense loaded with future NFL players.

He would rush for just 31 yards during games that season, but thriving during those sessions against LSU's star-studded defense showed him he belonged. Over the next two seasons, Edwards-Helaire rushed for 1,916 yards and 24 total touchdowns before being drafted in the first round by the [Kansas City Chiefs](#).

"My freshman year, I had guys across from me like [Devin White](#) and [Arden Key](#), NFL-type caliber players on the defensive side of the ball and everything is pretty much live," Edwards-Helaire said. "It tends to just be fast. As far as coming here and making an adjustment, it was no real speed adjustment. The biggest adjustment is understanding what you have to do and what the details are and being a professional."

Edwards-Helaire arrived in Kansas City with plenty of hype. He was a star last season for LSU's national championship team and the first running back selected in the draft. By joining coach Andy Reid, quarterback [Patrick Mahomes](#) and one of the NFL's most imaginative and potent offensive teams, expectations on the field and in the world of fantasy football are already high.

In training camp, at least, he's lived up to those expectations. The Chiefs made him the featured back from the first snap of camp, and he looks like a fit. He has showed reliable hands, nifty moves and the ability to stay on his feet after contact.

"He's a hard worker," Mahomes said. "I think that's the first thing you can see from Day 1. He's always wanting to learn more. He's always wanting to get in every single rep they get him in and he's someone that's gotten better every single day, so I'm excited to have him, adapt him and evolve him more and more in the offense. And as he learns more, he'll progress and have more success every single day."

Edwards-Helaire was a significant part of the Chiefs' offensive plans from the moment he was drafted. He became a bigger figure shortly before camp started, when [Damien Williams](#), the Chiefs' leading rusher last season and one of the stars of Super Bowl LIV, opted out of the season because of COVID-19 concerns.

Williams' decision was a significant one for the Chiefs, but the ground did not shift below Edwards-Helaire.

"I've always been a guy that felt like I just needed to be 100 percent tuned in from the beginning," Edwards-Helaire said. "I didn't have to flip a switch and feel like, 'Oh, now is the time.' Since the day I was drafted, I felt like, 'Get this playbook, start rolling and do my job.' There was never really a shell-shocking moment for me."

That doesn't mean Edwards-Helaire doesn't understand what he's walking into with the Chiefs.

"He's very hard on himself, and that can be good and bad," running backs coach Deland McCullough said. "He's somebody who is a perfectionist, who wants to have perfect practices. You know it would be nice to say you're going to have those, but you're not going to have those all the time, so you need to be able to take the good with the bad, but more in his case, take the bad and move forward. That's something we're really working on him with: 'Hey, you just got to play to the next play.'"

"But very impressed with his demeanor, his approach to the game, things he does on the field, and he will correct himself even if there's something that goes off the rails. He'll come off and say, 'Man, I was supposed to run this,' or 'I should've looked the other way.' He's somebody who's constantly self-checking himself."

Nowhere is being on point as important as it is in pass protection, where Edwards-Helaire must pick up the blitz to give Mahomes time to throw. There's a lot to know: First comes the technique, then there's recognizing who's coming and from where, and then there's learning the Chiefs' blocking scheme. Reid doesn't always trust rookies with the job, but offensive coordinator Eric Bieniemy said he's satisfied with Edwards-Helaire's efforts.

"He understands the importance," Bieniemy said. "If you don't protect the quarterback, you can't play."

A preseason game or two could have allowed Edwards-Helaire to prove his ability as a blocker at live speed, but that's not an option in 2020. The last rookie feature back for the Chiefs, [Kareem Hunt](#) in 2017, earned regular-season playing time by knocking a pass-rusher off his feet during a preseason game.

"He's a real smart kid, so he's picking it up," Reid said. "He wants to be good, so that's a good combination to have, and he has the talent to go with it. He's strong. He's short, but he's strong. So he gets himself in good position with his quickness and his leverage and does a good job of protection. He has a pretty good base of what's going on with it -- who's coming, who the offensive line has and his responsibility. Reps will continue to help that."



(Patrick Mahomes)

## **The specific life experiences that prepped Patrick Mahomes for stardom with the Chiefs**

Sam Mellinger

September 3, 2020

KC Star

Patrick Mahomes has this memory from a fight with his dad. This was years ago. Patrick was a kid. Six years old, maybe. His dad was a big-league pitcher with the Rangers. Father and son, playing baseball together, and they both had ideas.

Pat wanted Patrick to hit off the tee. Patrick thought that was dumb. A waste of time. Because he was 6 now, you see, and he didn't need the tee anymore.

"Just throw me the ball," he remembers telling his dad. "I can hit the ball off you now. I don't need to hit off the tee."

Then son followed dad to work. This is how he spent the summers, quality time, but also noticing what the best in the world do to get there and stay there. Which is when Patrick knew his dad was right, because right there in front of him, three or so hours before the game, was Alex Rodriguez hitting off a dang tee.

"Right then," Mahomes said, "I knew, 'Man, if he can do it and he's a superstar, then I can do it if I'm just getting to kid-pitch,' or whatever it was."

This is about when you realize that Patrick Mahomes was made for this. We've been over most of the story, traced nearly all the steps from childhood baseball star, to three-star quarterback recruit with one major offer, to NFL MVP and the league's most important player.

You can probably recite some of this. Playing baseball helped with his arm angles. Basketball helped with creativity. His dad and godfather being big-league pitchers showed him leadership. Andy Reid helped with a plan and structure.

But take two steps to the side. Tilt your head a bit. Look at this from a slightly different angle and you'll see one more fundamental truth about how this all came to be.

Think about Mahomes' dad and godfather. The good stuff isn't just that they allowed a window into the world of professional sports at a young age. The extra benefit — what put the experience over the top — was the specific window provided by those two men.

The two most important male influences in Mahomes' life spent a combined 32 seasons in the major leagues, nearly all of it in middle relief, never leading a league in a meaningful stat, never being selected to an All-Star Game.

Put another way: Mahomes is a supernatural talent whose primary male influences were grinders. He has the physical and mental gifts of a superstar, driven with the work and focus of someone desperate to just make the team.

“That definitely did help,” Mahomes said. “Just seeing, like you said, the grind. Seeing how you have to try to find a way to make yourself better. Seeing how you have to really take advantage of every single little opportunity in order to live out your dream. That definitely helped a ton, for me, not taking anything for granted.”

Pat was once among the Twins’ top prospects and debuted in the big leagues at 21. But Pat’s ascent stalled, and when the Red Sox released him five years later he had a 5.88 career ERA and no big-league offers.

He went to Japan, humbled, then worked his way back for another chance. He earned it, too, pitching parts of five more seasons — the years Patrick celebrated his fourth through eighth birthdays. Important years.

Think about that: early success, then a long stall, rejection, lots of work and more success on the other side. That’s a heck of a model for a young kid wanting to be a professional athlete.

“Exactly,” Pat said. “My route (to the big leagues) was fairly easy. Then things went kind of bad for a year and a half or two years. He got the experience that. He got to see it first hand.”

LaTroy Hawkins’ career is even more extreme. He pitched 21 years — only nine men in history have appeared in more games — and was his team’s full-time closer in just two. Of the 19 pitchers who debuted after World War II and spent more time in the big leagues, all made All-Star games, and 11 are in the Hall of Fame.

Hawkins had shoulder surgery at age 37, and either side of that — surgery or age — has ended many careers. Hawkins came back, though, with a 3.08 ERA while averaging more than 50 appearances over his last five seasons before retiring at 42.

Again, a heck of a model for a young mind — historic longevity and consistent production without the margin for error enjoyed by, say, Nolan Ryan’s fastball or Bert Blyleven’s curve.

“He saw the work I put in,” Hawkins said. “I was always on him about putting in the same work. He wasn’t one of those young men you had to pound it in and keep on him about. Once you told him about it and he knew it was going to benefit him, he was all in. All in.”

Mahomes certainly isn’t the first child to learn from an athlete parent, and he’s not the first to pair elite athleticism with maniacal work. But his story is different than many others because of the path taken, with all that time spent around professional athletes as a kid and the fact that his personal recognition came late.

Some of that is by choice. Mahomes decided to take what everyone thought would be his more difficult athletic path, the one away from baseball and toward football. He arrived in the NFL as something of a quarterback outsider: no Elite 11 camps as a kid, only one interested Power Five school out of high school and second-team All-Big 12 honors his last year at Texas Tech.

Maybe that helps drive the work, too. He learned from his dad’s rise and fall and rise again. He saw what Hawkins did to stay in the big leagues for two decades.

This wasn't supposed to be Mahomes' life, this life as a quarterback. He was a baseball player. Then the product of a gimmick offense. Then his footwork was a mess.

Those things can be fuel. He believed in himself as a quarterback when most believed he was making a mistake. Now that everyone can see he was right, he has a lifetime's worth of preparation to make sure they never forget.

(Patrick Mahomes)

## **Chiefs QB Patrick Mahomes is well-equipped to be the face of not only KC, but the NFL**

Herbie Teope

September 6, 2020

KC Star

In the short span since he entered the league in 2017, Chiefs quarterback Patrick Mahomes has become a star among stars.

Or as one NFL team executive outside of Kansas City said of the Chiefs signal-caller: “The Michael Jordan of this era.”

Yes, ladies and gentlemen, Mahomes is that big.

Being the new face of the NFL sounds like a lot to absorb, especially for a young man who turns just 25 on Sept. 17, but dealing with the bright spotlight on center stage, well, the young quarterback takes it in stride.

“I don’t think of it as added pressure,” Mahomes said. “That’s the same mindset that I’ve had since I was a little kid, is I want to go out and be the best in whatever it was, and I’m going to go out there with that mentality every single day.”

The plan is working so far, and it’s helped Mahomes stay grounded since exploding on the scene in 2018, his first season as a full-time starter in the NFL.

Since then, his list of on-field accomplishments has only grown: leading the Chiefs to their first Super Bowl win in 50 years; being named MVP of Super Bowl LIV; and winning the NFL’s MVP award in 2018. Mahomes, the fastest player in NFL history to reach 7,500 career passing yards, holds a 23-7 record as a starter having compiled 9,128 yards and 76 touchdowns with 17 interceptions over the past two seasons.

The Chiefs rewarded their quarterback handsomely in July with a blockbuster 10-year contract extension worth up to \$503 million, a deal that keeps Mahomes in Kansas City through 2031.

But he didn’t get to this point on talent alone.

### **HELLO, MEGA-STARDOM**

From Tom Brady, to Aaron Rodgers, to Adrian Peterson, to J.J.. Watt, to Von Miller and Aaron Donald and Larry Fitzgerald, among so many others, the NFL over the past decade has seen many high-profile superstars.

And pure physical skills can get a player to the top of his game.

But Mahomes seems different. A high level of dedication to his craft, combined with hard work and those amazing physical traits, separate him from the pack.

“You look at him and you go, ‘Well, he’s natural,’” Chiefs coach Andy Reid said. “Well, no. He does have some natural ability, but he works at it. He’s not just complacent with where he’s at. He’s always working on his game.

“The hours he spends going over the plays when he’s away from the building, it’s a tribute to the kid. He’s completely dedicated to it. I just think for young kids coming up — college kids, high school, the youth leagues — that this guy goes about it the right way, and it’s fun to watch.”

Mahomes also has a willingness to listen, a trait Reid emphasized when explaining how his quarterback’s character allows him to continue learning.

Reid drew on his extensive coaching career to offer this comparison when discussing Mahomes’ humble nature.

“I’ll go back to Reggie White, who is a phenomenal Hall of Famer, and really Brett Favre,” Reid said. “These guys, when I was young in the league, I just noticed that the great ones want you to give them one more thing to even be greater than they already are.

“And they’re very humble that way, and they always continue to learn. That’s the process in which Pat goes. He wants you to coach him.”

In addition to humility and a ceaseless work ethic, Mahomes possesses a desire to embrace competition, and the instinct to tackle it head-first. Those attributes remind Chiefs defensive line coach Branden Daly of the five seasons he spent around Brady and the New England Patriots (2014-18).

Daly said he isn’t keen on player comparisons, but he thinks Brady and Mahomes share an important characteristic.

“The one thing that would stand out to me is their competitive fire and the way they approach the game, the way they bring energy each and every day to their teammates,” Daly said. “I have a tremendous amount of respect and I’m happy and fortunate for the opportunity to share the same field and same team as them.”

Chiefs quarterbacks coach Mike Kafka, who crossed paths with Brady and Peterson during his playing career, agreed.

“The thing that Pat brings is his competitive spirit is incredible,” Kafka said. “He’s able to lift and build up the guys that are in that huddle, build himself up as well with his confidence. I think that right there — his competitive spirit — that’s what separates him and that’s what makes him great.”

So talent, work ethic, humility and competitive fire are just some of the ingredients that makes Mahomes who he is on the football field. But even that elite combination of traits might fall short of greatness if not for what he’s done to ensure there’s always a quality support group around him.



“It’s a thing where it’s going to take a lot of people around me, as well,” he said. “I’m trying to surround myself with a lot of great people, and then I feel like the Kansas City Chiefs organization is surrounding me with a lot of great teammates.”

## **NEW GENERATION**

It wasn’t too long ago that Brady, Rodgers, Drew Brees and Peyton Manning were the NFL’s quarterback elites.

Brady, Rodgers and Brees are still playing, but now it’s Mahomes, Russell Wilson, Lamar Jackson, Deshaun Watson, Dak Prescott and even an emerging Kyler Murray who are commanding the headlines.

And what the latter group has in common isn’t lost on Wilson.

“For me, when I came in the league there weren’t too many short quarterbacks, first of all,” Wilson said. “There weren’t too many Black quarterbacks that were starting, not many in the league, to be honest with you. I’ve had other guys before me that have played, that gave me the opportunity and allowed me to be able to play this game.

“I never take that for granted, and I’m so grateful for that. So, for me, I believe and I hope that I opened up doors for other guys, other young kids who want to be great at something despite their circumstances or what people may say you can and cannot do. And hopefully I continue to do that.”

When told of Wilson’s comments, Mahomes nodded.

“You open the door not only for Black quarterbacks, but quarterbacks of every single race that haven’t had those same opportunities that I’ve had in the past,” Mahomes said. “I think it just shows that you can’t put someone in a certain position based on the color of their skin or where they come from.

“You really listen, kind of like anything else in the world. You really just know who that person is, what aspirations they have and how they can really lead the team. I’m just excited you see the change going on in the NFL, and hopefully it can transition to the rest of the world.”

Before Mahomes was named league MVP in 2018, just two Black quarterbacks had been so honored since The Associated Press launched the award in 1957: Steve McNair, who was named co-MVP with Manning in 2003, and Cam Newton in 2015.

Now, the NFL has seen two Black quarterbacks earn MVP in consecutive years: Jackson won in 2019. Additionally, in the recent NFL Network’s Top 100 List, as voted by players around the league, three Black quarterbacks made the overall top five: Jackson at No. 1, Wilson No. 2 and Mahomes No. 4.

Has the NFL finally reached a place where skin color and skills stereotypes no longer matter?

Chiefs offensive coordinator Eric Bieniemy thinks so.

“You have to understand, I grew up in a day and age where I watched James Harris and Doug Williams do it at a high level,” Bieniemy said. “But watching these young guys, these young gunners, they’re obviously African-American quarterbacks and they’ve done a hell of a job.

“But ... it’s time to stop labeling. If these guys can play the position, let them play. The only thing you want is to give people an opportunity to be at their best. Those kids have done a great job of relishing everything.”

While Mahomes appreciates this shift in how Black quarterbacks are viewed, he maintains that there’s still work to be done.

“I think we’re getting close,” Mahomes said. “I think you see the change in football the last few seasons. You’re seeing guys can play the sport in many different ways. It’s not the thing, ‘Oh, he’s a Black quarterback; he’s a running quarterback.’ You’re seeing guys that are sitting in the pocket making those throws, you’re seeing guys that are running, you’re seeing guys that are athletic. You’re seeing now it’s just a person playing.”

## **EMBRACING RESPONSIBILITY**

Much like Jordan did during his decorated playing career in the NBA, Mahomes wields power now. And it’s not limited to the city for which he plays.

Look no further than Mahomes’ involvement with an NFL player-led video calling for change in the wake of George Floyd’s death in Minneapolis. His participation in the viral video, which drew the support of Reid and Chiefs chairman and CEO Clark Hunt, led to a [phone call with NFL commissioner Roger Goodell](#) about Black Lives Matter. Soon after the players’ video debuted, Goodell issued his own video supporting the movement.

Mahomes’ community presence in Kansas City is embodied in his “15 and the Mahomies Foundation,” which is dedicated to helping children and has [donated \\$225,000 to local charities](#).

Mahomes also joined the Royals’ ownership group, becoming the youngest part-owner of a major professional sports team in history. He’s also involved in helping to spur voter registration ahead of this fall’s general election.

While he carries a lot of responsibilities on the field as the quarterback of a Super Bowl-championship football team, Mahomes embraces the opportunities this role presents and uses his platform to effect positive change.

The face of the Chiefs franchise and, increasingly, the NFL takes none of this lightly.

“To be in the situation that I’m in, I’m not going to take it for granted,” Mahomes said. “I’m going to execute and do whatever I can every single day so that I can say I have no regrets when I’m done with my career.”

(Patrick Mahomes)

## **‘Patrick’s a unicorn’: Mahomes’ intellectual skills are what make him unique**

Nate Taylor

September 10, 2020

The Athletic

KANSAS CITY, Mo. — Every prominent member of the Kansas City Chiefs has watched and rewatched the moment that began their thrilling comeback victory over the San Francisco 49ers in Super Bowl 54.

Andy Reid, the future Hall of Fame coach, has the design of the play — Gun, trey right, three jet, chip wasp, Y funnel — on one of his newest T-shirts. General manager Brett Veach, who has framed artwork of the play in his home, has watched the play more than 100 times, always marveling at what led to the play’s result, an impressive 44-yard completion. The man who threw the ball, superstar quarterback Patrick Mahomes, not only remembers everything that led to such a career-defining highlight, but he also knows how and why he was the person who suggested perhaps the most memorable play in the franchise’s history.

The more Mahomes has reflected on the play, the less he thinks about what his gifted right arm accomplished to stun the 49ers. He instead considers the play one of many mental breakthroughs from last season that proved his steady advancement toward becoming a legendary quarterback.

“You have to have the perfect scenario,” Mahomes said, “for that play to work.”

The situation — a 3rd-and-15 from the Chiefs’ 35-yard line while trailing 10 points in the fourth quarter — is a dire one for most NFL quarterbacks. But during the 49ers’ challenge before the play, Mahomes was able to process the scenario and solve one of the sport’s hardest equations to put the Chiefs in an advantageous position.

He did this in four seconds.

With the NFL Films cameras on him, Mahomes began a conversation with offensive coordinator Eric Bieniemy and backup quarterback Matt Moore. Mahomes then looked back at the field, his brain visualizing one of the Chiefs’ 300-plus plays. He turned back to Bieniemy to ask a question: “*Do we have time to run Wasp?*”

In calling for the play, Mahomes calculated that his offensive linemen could block the 49ers’ fierce pass rushers just long enough for a deep pass. Based on his film study, Mahomes knew the 49ers weren’t going to blitz. And Mahomes knew star receiver Tyreek Hill, the league’s fastest player, needed at least four seconds to get open when running a 25-yard “dangle” route, a double-route that combines a deep cross and a corner.

“That will live on forever,” Mahomes said of his superb play call, the equivalent of calling his shot.

Mahomes and the Chiefs, however, believe more such plays will occur this season. As the Chiefs begin their quest — starting with Thursday’s opener against the Houston Texans — to become repeat champions, one of the most difficult feats in professional sports, Mahomes fully understands he’s entering the prime of his already remarkable career. He believes another improvement in his performance in his fourth season will be the byproduct of his mental progress, perhaps giving the Chiefs their greatest schematic advantage yet.

A month after the Super Bowl, Mahomes said as much to a group of celebrities when he appeared on HBO’s “The Shop,” explaining that he didn’t fully know how to read opposing defenses, and identify certain tendencies, until midway through last season.

Reid, an offensive innovator, had already built a potent offense when Mahomes became the starter two years ago. Mahomes, though, bolstered Reid’s offense with his rare collection of skills — arm strength, vision, mobility, creativity and improvisation — in racking up 50 touchdown passes in 2018. In his 29 years in the NFL, with 22 as a head coach, Reid has helped develop several star quarterbacks, including Brett Favre, Donovan McNabb, Michael Vick and Alex Smith.

When considering all the tasks and responsibilities placed on the position, Reid knows the truth when comparing Mahomes to his previous quarterbacks when they began their fourth season.

“I’d probably tell you he’s ahead,” Reid said of Mahomes. “Brett Favre ran the option in high school. Pat Mahomes (threw) the football (almost) every play in college. In high school, he was doing the same type of thing.

“But on top of that, you get this kid that wants to be the best, is willing to work at it, wants you to give them information and is very intelligent. And he’s a good leader. He has the full package, but you’re *still* going to see growth.”

Every important person in Mahomes’ life agrees that he has *a/ways* been a prodigy, someone whose thoughts, ideas and problem-solving ability are advanced for his age, and that’s still the case with the 24-year-old.

Yet Mahomes provides an added bonus: He has excelled in using his role and voice to motivate his teammates to be at their best with him during the most critical moments of games. Chiefs owner Clark Hunt acknowledged after last season that Mahomes’ ability to know exactly what to say to his teammates, especially before the team rallied from double-digit deficits in three playoff games, astonishes him just as much as the imaginative completions.

Mahomes knew every word he said in the huddle helped the Chiefs execute their wasp play. He first instructed his teammates to stay in the huddle longer than usual. Once he told everyone the play, Mahomes spent a few seconds encouraging Hill, who misplayed a ball in the third quarter that led to an interception. Then Mahomes looked and pointed at receiver Sammy Watkins, non-verbally asking him to work hard to attract multiple 49ers. In practices before the Super Bowl, Mahomes didn’t throw the ball much to Watkins, who ran a deep square-in.

“I knew, in that situation, he was going to be far enough downfield that he would be around the first-down (marker) as well,” Mahomes said of Watkins. “If that corner (Emmanuel Moseley)

didn't sink off, I was able to have a guy I could throw to that could make a play in a big-time (moment). I just wanted to make sure he knew that, that he's as big a part of the play as anybody. He got guys to cover him and got Tyreek open."

Mahomes backpedaled an additional 9 yards from the shotgun after the ball was snapped to create enough time for his offensive linemen and Hill. Then Mahomes launched the ball, which traveled 57.1 yards in the air, his longest completed pass by air distance of the season.

When Veach rewatches the play, he believes it's the best example of Mahomes fusing his exceptional athleticism with his mental mastery.

"We take it for granted now because he has an uncanny feel for the game," Veach said of the Chiefs. "His awareness is at such an elite level that it ties all these things together. He's able to have all these people and all this pressure and all this stimulus around him and still play with that mindset, like he's back in the backyard."

Amidst the Chiefs' celebration after the Super Bowl, Mahomes made sure to hug and thank his parents, Pat and Randi, for how they raised him and for being the first ones to notice his keen intellect.

The first time it was apparent to those who knew him that Mahomes was different intellectually, he was at Shea Stadium in New York.

It was in the summer of 2000, likely a few months before he turned 5 (on Sept. 17). Mahomes spent plenty of time that year at the New York Mets' former ballpark watching his father, a veteran right-handed reliever, pitch. After shagging balls in the outfield during the team's batting practice, Patrick and his mother usually watched the games in a lounge for family members and friends of players. To this day, Patrick still recalls the room being filled with toys and activities, which enticed and maintained the attention of most children.

"I would just sit there and watch the game," he said. "I was so interested in seeing the game, seeing what was going on and looking at the count and I'd understand how the pitcher was pitching.

"Now watching my little sister and watching other kids that other guys have around, I don't see other kids thinking that same way as I did when I was a little kid."

By that summer, Pat and Randi let young Patrick learn as much as he could about baseball and what made professional ballplayers successful. Mahomes asked questions in the clubhouse, he watched some of the superstars of that era — Derek Jeter, Mike Piazza and Alex Rodriguez, among others — go through their pregame routines and he spent hours in the outfield trying to catch each fly ball in a different, creative way.

Pat and Randi learned quickly that Patrick always wanted to challenge himself to see what he could accomplish, whether it was by learning to play as many sports as he could or by allowing him to be in youth leagues with and against older children. Randi nicknamed Patrick "The Energizer Bunny." Yet she and Pat watched their son pitch shutouts, make game-winning shots in basketball and score goals in bunches in soccer because he grasped the strategy and mechanics of the sports quicker than other children.



In addition to his parents, Patrick has been mentored by LaTroy Hawkins, his godfather, who pitched in the major leagues for 21 seasons. The surprise, Hawkins said, was when Patrick, either with schoolwork or as an athlete, had to be taught a particular lesson a second time.

“His mind is incredible,” Hawkins said of Mahomes. “He doesn’t think like other athletes. He’s in that upper echelon. (Michael) Jordan is my favorite athlete, and (his) mentality is completely different from everybody else’s. That was recognized in Patrick at a very young age.

“Telling him to study like you tell other kids to study is, like, a waste of time. Just let him see it and he has it. His mind is so broad that it’s amazing that he’s able to keep up with everything.”

One reason is because Patrick Mahomes has a photographic memory.

Pat, Randi and Hawkins wanted to help cultivate that trait in Mahomes by empowering him to always think in a creative manner. Success, they told him, could be captured in many ways. After many of his games, Mahomes would be interviewed by his parents and Hawkins, the trio asking him questions, big and small, for him to have better comprehension on how to improve. Even Mahomes sometimes can’t pinpoint the exact reason why he became so smart so young.

“It’s just kind of a mixture of everybody that I’ve been around in my entire life,” he said. “It’s hard to explain. It’s how I’ve always thought. It’s still the same today.”

In fourth grade, Mahomes was paired with Bobby Stroupe, his trainer who is the founder and president of ATHLETE Performance Enhancement Center (APEC). In more than 20 years, Stroupe has trained close to 30 professional athletes, in six different sports, from when they were in elementary school. Mahomes, though, has always been a unique athlete for Stroupe.

The first principle of their training sessions was creativity. Almost every drill and workout needed to create an environment that encouraged Mahomes to use his imagination since his creativity was further developed than his fundamentals.

“I’m not a quarterback coach,” Stroupe said. “Most people look at something and say, ‘OK, the way this works is A to B. Patrick’s brain doesn’t really work that way. He’s a problem-solver, but he’s open. He doesn’t have any bias on how the problem is solved.”

Together, they agreed on the same philosophy when Mahomes wanted to be Whitehouse (Texas) High’s quarterback for his junior season: He didn’t have to be textbook or robotic to lead his team to victory.

One of the best discoveries Mahomes made on the field is that extending plays by scrambling felt similar to when he was on the basketball court as Whitehouse’s point guard. Eventually, as Mahomes learned, one of his teammates would almost always get open. Before Mahomes commanded Whitehouse’s air-raid offense, the team had relied on prototypical pocket passers who could complete throws in rhythm within the structure of how the play is designed.

Stroupe worked to nurture Patrick’s arm strength while refining his ability to make off-platform passes so that the techniques could feel comfortable during games. In a 2012 game against John Tyler High (Tyler, Texas), Stroupe watched Mahomes do what has become almost expected these days, a scrambling, one-footed deep pass for a long completion.

“I heard a random dad say, ‘*He needs to just throw the ball and quit running around!*’” Stroupe said of that night. “I thought, ‘*You just have no idea what you just saw.*’ It’s funny what the eyes see. Some people think something’s a mess, and you see something extraordinary.”

Stroupe knows athletes must be confident to succeed. But Mahomes is different, Stroupe said, because he has never become arrogant. During his college career at Texas Tech, Mahomes disagreed with analysts and NFL evaluators who believed his uncommon playing style — he was labeled as a high-risk gunslinger — would be the reason he wouldn’t become a star. Mahomes told Stroupe he wanted to keep pushing the limits of what a quarterback can do. Behind their calculated decision, Stroupe has yet to find Mahomes’ maximum capabilities, both physical and intellectual.

Mahomes, meanwhile, has always made his most passionate plans work.

“Honestly, I mean, I’ve thought I was going to be a professional athlete since the moment I can remember,” Mahomes said. “I’ve always believed that if you put in the work and that you put in the time, you could be here, in the NFL or whatever professional sport that is. I’m not trying to sound cocky or too confident, but that’s just how my mindset has always been.

“It’s gotten me to where I’m at today.”

Since he joined the Chiefs in 2017, Mahomes and Stroupe have given each offseason a theme. Last year, their sessions were about resiliency. The idea was for Mahomes to train in an unorthodox manner that ensured he would move better around and out of the pocket in December, January and early February.

Mahomes’ inspiration wasn’t from a former NFL star quarterback — he wanted to follow the mentality of an NBA legend.

“I look back at guys like Kobe Bryant,” Mahomes said. “They talk about how they practice these shots for the one moment that they *have* to do them. You can do that in football, as far as preparing yourself for every single look.”

Using pneumatic resistance equipment, Stroupe can track Mahomes’ rotational and lower-body power in coordination with the Chiefs’ training staff. Stroupe can give Mahomes a specific number of repetitions to reach — with different percentages of his maximum lift or with how quickly he can finish the drill — when doing a power squat. Stroupe has always seen Mahomes reach the goal.

“He’s done it so many times in front of so many people, it just blows their mind,” Stroupe said of Mahomes. “That’s one of the best ways to elevate Patrick. Put something in front of him that he’s not certain that he can do, and he’s going to elevate himself and go get it.”

Mahomes and Stroupe felt they accomplished their goals before last season began. Neither man, though, anticipated that Mahomes would sustain a left ankle injury, one that Stroupe felt was more significant than most people realized, in Week 1 of the regular season. Suddenly, the theme of the season for Mahomes was about showing his resilience.

In the Chiefs’ seventh game against the Denver Broncos, he sustained the biggest injury of his career: a dislocated right kneecap.

While Mahomes missed two starts, Reid was in awe of how he continued to work, spending hours watching film while receiving as much treatment as he could from the Chiefs' medical staff. When Mahomes' returned to the field in Week 10 vs. the Titans, he didn't scramble around the pocket or run to gain additional rushing yards. But in rewatching the film from that game — which was the last time the Chiefs lost — Reid could tell Mahomes' thought process when progressing through his reads was improving.

By the middle of December, Mahomes had regained his usual athletic form. He threw for 340 passing yards and two touchdowns *in the snow* in a home victory over the Broncos. Yet one play in the game foreshadowed to the coaching staff that Mahomes was going to start overwhelming opposing defenses with his mind as much as feet and right arm. On a 3rd-and-7, the Broncos showed a Cover-2 look before blitzing two cornerbacks and a linebacker along with a variation of a Cover-0 in the secondary. Mahomes recognized the blitz, backpedaled an additional 7 yards from the shotgun and was still able to connect with receiver Mecole Hardman on a pass near the sideline for a 10-yard completion.

The lone time Mahomes had seen the Broncos unleash such a blitz earlier last season was against the Indianapolis Colts, and quarterback Jacoby Brissett threw an incompleteness on the third-down play.

"The hours he spends going over the plays when he's away from the building, it's a tribute to the kid and he's completely dedicated to it," Reid said of Mahomes. "He's blessed with great vision. He has a mind that is decisive with decision-making. He's blessed with this, but he also works tremendously hard at the job."

Another mental trick Mahomes employed was positioning his head in a certain direction to psychologically manipulate linebackers and safety in the middle of the field. On some plays, Mahomes appeared to stare at a defender, sometimes as long as a second, to get that player to freeze before passing the ball to an open receiver. He also completed 12 of his 16 pass attempts for 255 yards on third-down plays when the Chiefs needed at least 15 yards for a first down. Three of those completions resulted in touchdowns.

In the Chiefs' two playoff victories prior to the Super Bowl, Mahomes played the best football of his life, which didn't surprise Stroupe, Reid or Bienenmy. Fully healthy, and with more experience against certain defensive strategies, Mahomes made the proper protection calls and often thwarted the man and zone coverages the Texans and Tennessee Titans used by finding the most favorable passing matchup.

Mahomes was the Chiefs' leading rusher in both games while producing 615 passing yards, eight touchdowns and zero turnovers. Even when the Titans called one of their best defensive plays, double-teaming Hill and star tight end Travis Kelce, Mahomes became aware that his legs were the Chiefs' best answer, as he escaped the pocket and evaded multiple defenders for a sensational 27-yard rushing touchdown.

"We didn't see him playing good football *for him* again until the playoffs," Stroupe said. "That's just a fact."

One of Mahomes' favorite moments in the postseason was when his mind, in the middle of a play against the Texans, realized that Kelce was going to adjust his route *before* he actually made a cutback toward the middle of the field. Mahomes released the ball before Kelce turned

back to make the reception, both players ad-libbing at the same time. When the offense returned to the sideline after scoring a touchdown, Kelce approached Mahomes to ask a question: How did Mahomes know what his teammate was doing at the exact moment as he was doing it?

“I really didn’t,” Mahomes said, looking back on the play. “I just *did* it. I just let it go. That’s just the instincts that I have.”

In his last three games, Mahomes performed at such a brilliant level that he guided the Chiefs, through his vocal leadership and intelligence, to improbable victories. They erased a 24-0 deficit against the Texans in one quarter. The Chiefs won all three games after trailing by 10 or more points in the postseason, a first in NFL history. And with quarterback legends — such as Tom Brady, Joe Montana, John Elway and Peyton Manning — looking on, Mahomes orchestrated a 21-point barrage in the final nine minutes against the 49ers, the most points ever in the fourth quarter of a Super Bowl.

Earlier this year, as they began another phase of their training sessions, Mahomes gave Stroupe a gift.

The item was one of Mahomes’ game-worn jerseys from last season. Mahomes’ written message wasn’t about their workouts or how Stroupe improved his body over the years to help him become a champion.

“Thanks,” Mahomes wrote, “for believing in me.”

Three days before the Super Bowl, Kurt Warner presented his theory on Mahomes. As a Hall of Fame quarterback, a two-time MVP winner and a Super Bowl champion with the St. Louis Rams, Warner felt he had watched enough film of Mahomes, in just 35 games, to make a rather bold statement.

“I wonder if we’ve never seen an entire package like what we’ve seen with Patrick,” Warner said then. “He’s got the freaky athleticism and arm talent, like Aaron Rodgers. He’s got the ability to be accurate and play in the pocket, like other great quarterbacks. The thing for me that separates him, too, is his ability to creatively see the game, which is very unique. Only a few guys have been able to do that.

“There’s the potential for him to be the most complete quarterback we may have ever seen in this game.”

Warner predicted that Mahomes was going to have an incredible offseason this summer, a time in which the Chiefs could continue to explore and expand their offensive playbook. Anything, Warner said, could be possible for Mahomes.

Before Mahomes returned to work for the Chiefs’ offseason program, the NFL had to alter its business amid the coronavirus pandemic. The Chiefs held remote meetings and Mahomes gave his input to Reid on new plays from his new home in Dallas.

By staying in the Dallas area for most of the spring and early summer, Mahomes and Stroupe spent more time together than usual. One of the themes for their sessions was on adaptability. Stroupe’s force-vector training focused on Mahomes being able to have power and strength in at least eight different directions — eight different lunges, hops, leaps and jumps. Then Mahomes worked to polish eight different directional throws.

“You’d be hard-pressed to find an athlete in any professional sport that has improved as much as (Mahomes) has in the last six years,” Stroupe said. “This is as lean and as athletic as he’s ever been. I saw him beat a linebacker in a 10-yard sprint that ran a 4.5 (40-yard dash) at the combine.”

An unconventional drill put Mahomes in position to make what Stroupe calls locomotion throws. That is when Mahomes passes the ball in an asymmetrical movement pattern, as one side of his body does one motion while the other side of his body does something else.

When Stroupe shouted to instruct that the ball be released to a receiver, he then timed Mahomes — who either skipped, backpedaled or did a spin move at the time — to see how quick the ball left his right hand.

“This creates a sense of urgency, and he’s got to creatively solve the problem,” Stroupe said of Mahomes. “When we start doing those things, and mixing it up with running backward and turning and throwing to a target you haven’t seen, and you start making him do leaps in eight different directions and throw the ball in the leap, then it becomes a lot more second-nature and it’s feeding that talent and those gifts that are already there.

“I’ve trained NFL quarterbacks that I would never do those drills with. *Look, Patrick’s a unicorn.*”

During the Chiefs’ training camp, several members of the team recognized that Mahomes showed a greater understanding of the playbook. Mike Kafka, a former NFL quarterback and the Chiefs’ quarterbacks assistant, said Mahomes almost always knows all the multiple answers he has, as counter moves, on plays based on what the opposing defense will present. Several veteran players have seen Reid and Mahomes talk through ideas and new plays so much that the Chiefs’ offense should no longer be labeled as just Reid’s creation.

“You can just tell that wherever he’s been (this past offseason), his mind has been in football,” right tackle Mitchell Schwartz said of Mahomes. “He’s looking really sharp. It’s exciting.”

Similar to Warner, Bieniemy also has a theory as to why Mahomes will continue his metamorphosis as a quarterback this season.

“He’s a great kid, but he’s a *competitive prick*,” Bieniemy said. “He wants to improve at everything he possibly can improve upon. He just wants to work, and that’s what you love about being around him.”

Beyond attempting to find new ways to throw the ball, or even executing the new plays that illustrate his collaboration with Reid, Mahomes is most eager this season to showcase his enhanced ability to make pre-snap adjustments. No longer does Mahomes just want to display his superiority over his opponents through his physicality or improvisation. He plans to exhibit the newfound mastery he has worked to attain.

“This year should be special, God willing,” Stroupe said of Mahomes. “He’s in a great place mentally.”



(Clyde Edwards-Helaire)

## **It's just one week, but Clyde Edwards-Helaire looks like a difference-maker for Chiefs**

Sam McDowell

September 11, 2020

KC Star

The most exhilarating player in football is the quarterback for the Kansas City Chiefs, a 24-year-old who broke a championship drought and owns a couple of MVP trophies.

But the most exhilarating *play* in the Chiefs' 34-20 season-opening win Thursday against the Texans had little to do with Patrick Mahomes. Well, unless you include his handoff.

Yeah, the Chiefs can run the ball now, too.

For one night — opening night — rookie Clyde Edwards-Helaire stole the spotlight, introducing himself to the NFL with 25 carries for 138 yards and a touchdown run that will dominate highlight reels.

"I'm kind of just floating," Edwards-Helaire, the first-round pick, said of his emotions after his debut.

He is just the fourth player in the NFL history to top 130 rushing yards and score a touchdown in his NFL debut.

And some touchdown, too.

On an inside zone call, Edwards-Helaire met Texans safety Justin Reid in the secondary after squeezing through the line of scrimmage, a hole created by guard Kelechi Osemele in his first Chiefs start. Reid never stood a chance. He never got a hand on Edwards-Helaire, either. A quick cut, and poof. He was gone, a 27-yard score.

"(Osemele), he ended up pretty much getting everything cleared out. I only had one person to make miss, as far as the safety coming down," Edwards-Helaire said. "Watching film throughout the week, watching games from last year, watching the two games that Houston played the Chiefs last year, just knowing how everybody played on their defense.

"Film study. Filmy study was big for me. That's pretty much how that long run happened."

The first hit eased the jitters, he said. The previous week or two prompted some comfort.

Edwards-Helaire said the confidence he can perform at this level — his realization he belonged — arrived over the past couple of weeks, before he'd ever played a down in the NFL.

Stood out to his teammates long before that.

"I mean he's been doing it since the day he got here," Mahomes said.

In a game in which the Texans seemed intent on taking away the deep ball — and therefore limiting Tyreek Hill — Mahomes threw for just 211 yards. But he accepted what was there.

At times, even extended stretches, that meant a reliance on the run game. The 2019 Chiefs represented a turnstile at running back before Damien Williams' grasp on the job took root in the postseason. Williams is sitting out 2020 because of COVID-19 concerns, instead staying home with his ailing mother.

Edwards-Helaire is the guy. Not the lead of a committee. The guy.

His 25 carries are more than any running back had in a regular season game last season.

And yet...

"For the most part, I'm still on my game," he said 25 minutes after it ended. "Still feeling like I could go out there and play two more quarters."

And thus the rich get richer. That's the idea, right? The Chiefs used their first-round choice to supplement their already-explosive offense. For at least one night, the rookie looks capable of transforming the running game.

He didn't catch a pass, a quality for which he was noted at LSU.

Give it time.

"I thought the offensive line did a great job of giving him holes to run through, and he hit it every single time," Mahomes said. "He's going to keep getting better. It's another weapon that I kind of have in this offense. We're going to keep doing whatever we can to keep moving the ball and scoring touchdowns."

(Harrison Butker)

## **Harrison Butker finds great moments to add depth to his kicking game for KC Chiefs**

Blair Kerkhoff

September 20, 2020

KC Star

A shoulder ride — that's the best way for a kicker to leave the field. The legs have already done their job.

Harrison Butker deserved the tribute after winning Sunday's game with a record performance.

Butker's 58-yard field goal — his second from that distance in the game — provided the winning points in the Chiefs' 23-20 overtime decision over the Los Angeles Chargers in the host team's debut at \$5 billion SoFi Stadium.

The atmosphere was surreal with no fans in the stands in a beautiful new stadium. But the environment may have helped Butker.

SoFi Stadium is covered. The ends are open air, but there was no wind to affect the path of the ball. Kick it solidly and it's just a matter of squaring up and not getting it blocked.

Butker waited through the two-minute warning, a false-start penalty and pushed him back five yards and the Chargers' final timeout. Twice he had swung his powerful right leg through the kick, once at 53 yards, the other at 58, and both would have been good.

Finally, it came down to one snap.

"I just got a little more angry every kick," Butker said. "I think I even looked over at the Chargers' sideline like, 'Come on man, I'm trying to finish this game and get back to Kansas City.'"

Butker's third attempt split the uprights, and he said it was the best of his kicks. Making two previously in that sequence built, not damaged, his confidence.

Quarterback Patrick Mahomes gave the idea of a miss no oxygen.

"One hundred percent he'd make it," Mahomes said.

Also contributing to Butker's glorious Sunday: homework.

"During the week I did a little research and learned the turf in SoFi Stadium was the same turf used in the Texans' and Cowboys' stadiums, and I had good games when I kicked there," Butker said.

Butker felt good during the Chiefs' warmups, making kicks from 67 yards before the game at 70 at halftime. Special teams coach Dave Toub mentioned to Andy Reid that if the Chiefs get to the L.A. 40, making it a 55-yard attempt, the Chiefs should feel comfortable.

That happened late in the third quarter. The Chiefs trailed 17-6 and were staggering on offense. They had driven to the Chargers' 37, but then Mahomes was sacked for a big loss. A 10-yard completion put the ball at the 40.

Butker then drilled his first 58-yarder, matching the franchise record of Nick Lowery, who made kicks from that distance in 1985 and 1993. Butker's previous best had been 56 yards.

"I guess I have to break the record, hopefully next week," Butker said.

According to ESPN Stats, the kick was the second longest to win a game in overtime since the NFL went to overtime in the regular season in 1974.

Butker, in his fourth NFL season, entered Sunday's game as the second-most accurate field goal kicker in league history at 89.9 percent. Distance is his next frontier.

"For me to take it to next level I have to have some longer kicks," Butker said. "In 2018, my long was 54, which is OK — kind of middle of the park. Last year, making a 56-yarder was big.

"But now I feel comfortable from 58 and beyond. That's what I have to start doing to separate myself from the rest of the kickers in the league: making long field goals."

(Harrison Butker)

## **With increased range, Harrison Butker gives Chiefs two long-distance scorers**

Nate Taylor

September 21, 2020

The Athletic

KANSAS CITY, Mo. — Since they became the NFL champions, many of the Chiefs — led by star defensive tackle Chris Jones — have been comfortable comparing themselves to the Golden State Warriors, the former NBA juggernaut that won three titles in four seasons.

The reasons to compare both teams are easy to understand. Like the Warriors, the Chiefs' potent offense is capable of scoring points at a blistering rate, especially in [comeback victories](#). Meanwhile, the Warriors, when healthy, were (and still are) most known for their historic ability to shoot 3-pointers, led by a duo of superstars in point guard Steph Curry and shooting guard Klay Thompson, known as the "Splash Brothers" since the net often splashes after they release the ball from long distance.

Patrick Mahomes is the Chiefs' version of Curry, a superstar quarterback who can complete remarkable deep passes that most NFL quarterbacks wouldn't even attempt. But in the Chiefs' overtime win Sunday over the Los Angeles Chargers, Mahomes didn't score the game's final points. Instead, Mahomes went to the sideline and transferred his duties to his Splash Brother: *kicker Harrison Butker*.

Consider the comparables. Butker, in essence, swished his 58-yard field goal, as the ball went through the uprights to give the Chiefs a 2-0 record in their "Run It Back" campaign to repeat as champions, which the Warriors accomplished in 2018.

Butker's personality also, in some ways, mirrors the demeanor of Thompson, a player known for being a laid-back sharp-shooter who reserves his emotions for during and after the game's most critical moments. Butker stayed calm, went through his mental routine and even refined his mechanics within the unusual three minutes it took for him to execute his game-winning kick.

After a false-start penalty by the Chiefs and a Chargers timeout negated two Butker makes, he calmly booted his third — and final — kick toward the objective. Butker turned his back toward the ball, even before it sailed through the uprights, and put his arms in the air, waiting for his teammates to hug him. Throughout Thompson's nine-year NBA career, he has shot several 3-pointers and followed them up with a similar action, not even needing to see the ball go through the net.

"Having Harrison, it's special," Mahomes said after Sunday's game. "In overtime, you want to score a touchdown. But knowing at the same time, when we got in that 2nd-and-long, I was like, 'If I can get (the ball) to around the 40(-yard line), (Butker) is going to make it."



“I have full confidence in that. It’s something that gets overlooked. But when it comes to times like these, those are the moments that win you games.”

Before Sunday, Butker’s last game-winner occurred in the middle of last season, when he made a 44-yard field goal against the Minnesota Vikings as time expired. The most memorable part of the Chiefs’ celebration that day involved Mahomes, who didn’t play in the game because he was recovering from a dislocated right kneecap. Mahomes ran onto the field and jumped and pumped his right fist before being the first person to reach Butker.

An improved Butker this season, though, could make keeping the Chiefs off the scoreboard even harder for opponents. The Chiefs demonstrated Sunday that barely crossing midfield is when they enter Butker’s kicking range. Most teams can’t say that about their kicker.

Butker’s final kick Sunday, his second 58-yarder, ended with the ball landing 10 yards past the crossbar.

“I had no doubt on this one,” coach Andy Reid said of his confidence in Butker. “Tough kid. For a kicker — (and) you don’t say this quite as often — he loves to compete. He really beared down on that and there was no question when it came off his foot.”

Ahead of the second NFL game inside SoFi Stadium, a \$5 billion, state-of-the-art facility, Butker prepared by reading an article on the venue’s artificial turf. The article said the playing surface was the same that is used inside the stadiums for the Dallas Cowboys (AT&T Stadium) and Texans (NRG Stadium).

“I thought I had good games whenever we kicked there,” Butker said. “I wasn’t too worried at (SoFi Stadium). After the first couple of kicks, I was used to the turf. I think it’s really nice and it almost feels like you’re kicking in grass. I felt really good, had a great warmup and was able to continue that in the game.”

On Butker’s first attempt to win Sunday’s game, a false start penalty from offensive lineman Nick Allegretti negated the kick from 53 yards. Butker felt the ball curved too much to the left, although the ball went through the inside of the left upright. After the kick, punter Tommy Townsend, an undrafted rookie, made a small adjustment in holding the ball to give Butker a different target point — farther to the right — for his right foot. For the 58-yard attempt that was negated by the Chargers’ final timeout, Butker said he swung his right leg too hard, which he noticed made the ball go through the inside of the left upright closer than he wanted.

“For the last kick, I had the same aiming point and I think I just slowed down my leg swing a little bit,” Butker said. “I hit a better rotating ball and I thought it went pretty much down the middle.”

One after another Sunday, the Chiefs sprinted to Butker to greet him with high-fives, pats on the helmet and the ultimate gesture a kicker can receive on the field: being lifted atop his teammates’ shoulders. Butker closed his eyes and unleashed a yell for his teammates to see his passion. In the locker room, Reid called Butker to the middle of the team’s postgame celebration to receive more praise from the rest of the Chiefs. Butker broke down the huddle, too.

“Hey, they aren’t (going to) hand it to us,” Butker told his teammates. “Let’s run this thing back, baby!”

Even once the Chiefs boarded their busses to head to the airport for their flight home, players expressed their appreciation for Butker through their Twitter accounts.

*“Legend! @buttkicker7,”* Mahomes wrote.

*“THE BUTTKICKER!!”* wrote star tight end Travis Kelce.

*“His name is Harrison Butker,”* wrote defensive tackle Derrick Nnadi, *“and he has ice in his veins.”*

And similar to Thompson, Butker is building a strong reputation throughout the NFL for his consistency, no matter when he attempts his field goals. Butker has been successful in his last 18 field goals, including the postseason. His last miss also happens to be when the Chiefs had their last loss, on Nov. 10, 2019, when KC fell to the Tennessee Titans.

Prior to his game-winning kick, Butker’s first field goal Sunday was also from 58 yards — the longest make of his career — on the opposite side of the field. The coup put Butker in the Chiefs’ record book, as he joined Nick Lowery in tying the franchise record for the longest made field goal.

“For me to take it to the next level, I have to have some longer kicks,” Butker said after Sunday’s game. “In 2018, my (longest) was 54 (yards), which is OK, kind of middle of the pack. Last year, making a 56-yarder was big. But now, I feel comfortable from 58 and beyond. I think that’s what I’ve got to start doing, separating myself from the rest of the kickers in the league and start making longer field goals.

“I’m super thankful for (special teams) Coach (Dave) Toub and Coach Reid for trusting me and letting us attempt those long field goals.”

In his fourth season, Butker, 25, pushed himself in the summer to extend his maximum distance without sacrificing accuracy. As part of his training, Butker altered his diet. Listed at 6-foot-4 and 205 pounds, Butker lost some body fat to help improve the power in his field goals and kickoffs. He found inspiration in Cristiano Ronaldo, the superstar soccer player who is known for his fitness when performing on the pitch for Juventus F.C.

By late July, weeks before the Chiefs’ training camp, Butker had seen the benefits of his training in making 70-yard field goals while working out on a high school field.

In camp, Butker worked to show Reid and Toub that he would be consistent at longer field-goal attempts. Butker proved himself in making a 62-yard field goal during a camp practice inside Arrowhead Stadium.

“Last season, I don’t know if I would’ve been consistent from that distance,” he said. “If you look back to 2017 against the Texans, same turf and 49-yarder at the end of the game, (I) barely made it over (the crossbar). I definitely have a stronger leg. A day like (Sunday), where you’re indoors basically with no wind, I was able to hit from 67 (yards) before the game and 70 (yards) at halftime.

“Last year, I don’t think I would’ve made all three of those (kicks). Hopefully I would’ve made the last one. I definitely feel stronger and more accurate this season.”

In just 53 total games, Butker has achieved plenty in his career. He helped the Chiefs win the Super Bowl, of course, but he also has the team's record for the most made field goals in a single season and has 445 career points, the sixth-most in franchise history. But Butker has yet to earn Pro Bowl or All-Pro honors, goals he wants to capture this season.

The man he will likely compete against for such awards is Justin Tucker, the Baltimore Ravens' stellar kicker. A four-time All Pro, including the past two seasons, Tucker has made 90.9 percent of his field-goal attempts in his nine-year career. Butker has made 90.2 percent of his kicks.

Next for the Chiefs (2-0) is a road game against the Ravens (2-0), one of the biggest matchups of the season that will be played Monday night for a national TV audience. Butker plans to be the best kicker on the field.

"I guess I've got to break the (Chiefs') record and beat Nick Lowery," he said, smiling. "Hopefully next week, Monday Night Football."

### **Injury update**

In Reid's news conference Monday, he said that he expects cornerback Charvarius Ward (fractured left hand) to participate in practice at some point later this week.

The Chiefs could also add defensive tackle Mike Pennel to their active roster this week. Known for helping the Chiefs' run defense improve last season, Pennel finished serving his two-game suspension Sunday.

"There's a chance he's back up and ready to go," Reid said of Pennel. "There's a good chance."

Reid said the illness that forced star defensive end Frank Clark to miss the second half was the same stomach issue the six-year veteran dealt with last season. In December, Clark had a stomach virus in which he lost 12 pounds that required him to see a gastroenterologist after being evaluated by Dr. Mike Monaco, who works with the Chiefs' medical staff. Once he regained his health, Clark said he learned he needed to be disciplined with his diet to help prevent too much acid from being in his stomach.

On his Twitter account Monday, Clark said his biggest issue was not staying hydrated enough during Sunday's game.

"He's had this for a number of years, so he works through it," Reid said. "Nobody wants to be out there more than him. That's never a question with Frank Clark. He loves playing the game, but it's something that he battles through. Our doctors try to monitor it and keep it under control as best they can."

(Tyrann Mathieu)

## **Tyrann Mathieu Foundation registering people to vote at Union Station event**

Travis Meier

September 22, 2020

Fox 4 KC

KANSAS CITY, Mo. — The Honey Badger is celebrating National Voter Registration Day with a special registration event at Union Station called, “Flex Your Freedom.”

Tyrann Mathieu Foundation is teaming up with Harvester today, Sept. 22, to give away meals to 320 low-income families, a nod to his jersey number 32. Those families all pre-registered and have been picked beforehand.

Families receiving the donations will come to Union Station at 9 a.m. and will be able to register to vote when they come here to pick up their food.

However, the registration isn’t just for those families — it’s for everyone. Registration will open to the rest of the public at 11 a.m. There will be options to apply for a mail-in ballot and vote early, in-person as an absentee voter. There will also be information on notarizing your ballot.

The deadline to register to vote in Missouri is Oct. 7. In Kansas, it’s Oct. 13.

Mathieu’s foundation said in a statement that he is hoping that Black voters come out, a demographic often underrepresented at the polls. Black voter turnout also declined between 2012 and 2016, according to the [Brookings Institute](#) in Washington D.C.

“Flex Your Freedom” also aligns with the start of in person absentee voting in Missouri today. To vote absentee, you must meet one of these qualifications – which includes being out of town on election day; having a disability that prevents you from going to the polls; or having an increased risk of getting COVID-19.

The event will end at 2 p.m.

(Patrick Mahomes)

## **What a year: Chiefs' Patrick Mahomes named one of Time's most influential people**

Sam McDowell

September 23, 2020

KC Star

Chiefs quarterback Patrick Mahomes has forever changed Kansas City, the architect of a Super Bowl parade that strolled down Grand Boulevard.

But his reach stretches far beyond Kansas City.

Mahomes has been named one of Time's 100 most influential people in the world in 2020, [joining celebrities, activists, political figures and the President](#).

"There is a lot more promise in Patrick Mahomes' future than just on-field accolades," said Yankees Hall of Fame shortstop Derek Jeter, [who wrote on Time's selection of Mahomes](#). "He already has started to build a legacy as one of the most impactful athletes of his generation, and I, for one, am excited to see what is next."

What a year it's been.

As the quarterback of the Super Bowl champions, sure.

But also as a recently turned 25-year-old with the city at his fingertips.

Mahomes led the Chiefs to their first NFL championship in 50 seasons, three straight comeback wins guiding their postseason fate. He became the youngest player in league history to stash both regular season and Super Bowl MVP honors and then was rewarded with the richest contract the NFL has ever seen.

On the field, his play spoke for itself.

Off it, his voice became louder than ever. Mahomes thrust himself into the center of the Black Lives Matter movement in the wake of George Floyd's death, appearing in a video among other NFL stars that demanded the league office recognize social injustices and the systematic oppression of Black people. A day later, NFL commissioner Roger Goodell obliged.

"[Enough is enough](#)," Mahomes said then. "We've got to do something about this. I'm blessed to have this platform. Why not use it?"

"As I've gotten older, and I know I'm still young, I've learned a lot, and I think that was one of the things (I learned). I know I have this platform. I know everyone's not going to agree with it, but I'm going to do my best to make the world a better place, and this is the right moment to do it."



In actionable ways, Mahomes has taken part in voter registration causes, enlisting teammates' support, including star safety Tyrann Mathieu. Partially as a result of that push, [Arrowhead Stadium will be transformed into a voting location this November](#).

“What I’ve really appreciated the last couple of years is how engaged the leaders on our team are, and I’ll just take Patrick and Tyrann as examples,” Chiefs chairman and CEO Clark Hunt said. “They’re very engaged. They want to make a difference. They want to do things that are going to make our country better — things that are going to help us get along as a country.”

And he’s just getting started — at least in Kansas City.

Mahomes signed a 10-year contract extension that will keep him here through at least 2031. The compensation isn’t too bad — he will be paid \$503 million over those 10 seasons, the most lucrative contract in American professional sports.

Months after signing it, he stood inside Arrowhead Stadium with his teammates as they received Super Bowl LIV rings.

That evening, he presented his longtime girlfriend, Brittany Matthews with her own ring, getting engaged to his high school sweetheart.

What a year, indeed.

(Harrison Butker)

## **Butker's Chiefs breakout was a lifetime in the making: 'I'm trying to be a robot'**

Sam Mellinger

September 25, 2020

KC Star

Harrison Butker talks about kicking the way an architect might discuss floorspace. He is particular. He is precise. Three steps back, two to the side. That's his starting point. Each step is the same. Every time.

The Chiefs' placekicker knows what his body lean is supposed to feel like during the kick. Knows how his feet are to be positioned. Knows the specific part of his foot that should hit the ball, the trajectory the ball should take, and exactly what it should look like going through.

To emphasize these points, he keeps a notebook. A thick notebook. He's obsessive. When he feels good, he writes down why. When he feels bad, he searches for answers, and leaves clues for the next time.

If this sounds robotic, well, that's the idea.

"In my mind, I'm trying to be a robot," he said. "So, OK, if someone's trying to make a robot, to be the most consistent kicker ever, they would look the same every time. How can I look the same every single kick?"

Butker's last game was the best of his life: two 58-yard field goals, including the game winner in overtime. Another kick to force overtime. Two more — one from 53, the other 58 — before the winner that didn't count.

His next game will be on Monday Night Football, in one of the NFL's most anticipated games of the year. Mahomes-Jackson will eat up the headlines, and that's how it should be, but Butker and the Ravens' Justin Tucker might be the game's best kickers, too.

This is the week of Butker's professional life, in other words, and it's been a long time coming.

The Chiefs have employed some of the best in the sport's history — Jan Stenerud, Nick Lowery, Morten Andersen. None ever had a day quite like Butker's. To casual fans, this looks sudden. Kickers are anonymous between the extremes of Lin Elliott and Adam Vinatieri.

But this has been a lifetime in the making. Butker is gifted both physically and mentally. People don't often think of kickers as athletes. People don't often think of kickers watching film. Butker is the former, and he does a lot of the latter.

Butker was a four-year starter, two-year captain and central defender who won three state soccer championships in high school. He grew up wanting to be a professional soccer player —

he leaves clues about that background in his celebrations, which we'll get to in a minute — and was good enough for Division I programs to be interested.

But when his club team transitioned to year-round competition, he didn't want to give up basketball and football. By then, Butker felt himself losing a little love for soccer, drawn instead toward the big crowds and excitement of football.

Lamar Owens recruited Butker to Georgia Tech (he chose Tech over Auburn). Owens remembers watching Butker dunking during basketball games — Butker is 6-foot-4 [with a 42-inch vertical](#) — and his high school football coaches wanting him to play receiver.

This summer, on a day he said the Weather Channel reported 15 mph winds in Kansas City, [Butker hit from 77 yards](#).

“Just an all around athlete,” Owens said. “I tell people all the time: He's not just a kicker. He's a competitor, he's an athlete.”

Smart, too. That stuff about becoming a robot? Comes by that honestly. Butker's dad is a computer programmer for Truist and brought that perspective to Butker's sports.

Whatever the result, good or bad, father and son would pause after and think deliberately: *How can we make it better?*

Butker is among the many athletes who reference Kobe Bryant's influence: learn from the best, obsess over details, relentless pursuit of improvement.

“Any guy at the top of their sport, or whatever their craft is, they have to be detail-oriented,” Butker said.

Butker had a standout career at Georgia Tech. He is the school's all-time leading scorer, a captain as a senior. He kicked a walkoff field goal against Virginia Tech as a sophomore and the winning extra point with 30 seconds left against Georgia as a senior.

The path of the kicker is never easy, though. Just three were drafted in Butker's class in 2017, and only seven more have been taken in the three drafts since. The league provides just 32 of these jobs, and teams don't often expend heavy capital to fill them.

Butker was the third kicker taken in 2017, going in the seventh round and 233rd overall to the Panthers. That put him in a competition with Graham Gano, who was coming off his worst season for accuracy since being released by Washington six years earlier.

But Gano responded that preseason. He and Butker performed similarly. The Panthers chose Gano and put Butker on their practice squad. A few teams reached out with invitations for him to try out, but that would've required Butker to give up his place with the Panthers.

By then, he'd made peace with not kicking in games that year. He and Gano and the other specialists had formed strong relationships. He felt like he was improving, and learning, benefiting in part from long snapper J.J. Jansen's extensive note taking.

But then the Chiefs called. Cairo Santos — who, if nothing else, will be remembered as the reason Patrick Mahomes doesn't wear No. 5 anymore — had been injured after three games. The Chiefs went through their database, going back through the most recent draft process as well as available veterans.

They didn't have a seventh-round pick in 2017. If they did, they may have done the same thing the Panthers did with Butker. They kept coming back to Butker. His tape from the preseason looked good.

In retrospect, it's another fortunate break for the team that's had so many in recent years — they upgraded the position, and who knows, if Santos' injury came a week or two later, maybe someone else would've picked up Butker.

The Chiefs were desperate for a kicker. They offered Butker the job, straight up, no tryout.

"How are you going to turn that down?" Butker said. "The whole reason you're on a practice squad is to make a 53-man roster."

When he arrived, he still didn't know if he was up for it. Kicking can be a lonely business, especially without confidence, and especially without results.

When Butker arrived in Kansas City, special teams coach Dave Toub showed him his draft notes, which had Butker No. 1 in the class. The scouting staff's evaluations agreed.

That helped, but not as much as hitting the game-winning 43-yarder on Monday Night Football in his career debut.

"That was the first time I proved to myself that I was good enough for the NFL," Butker said. "Because I did it in a regular-season game, on a pretty big stage."

Butker has been as close to that perfect robot as could be reasonably expected. He has missed just twice inside 50 yards in the last three seasons. His 58-yarders against the Chargers are the two longest made kicks of this young season, and his 90.2 percent career accuracy ranks second all-time to Tucker.

We promised you something, about Butker's celebrations being influenced by his soccer background. When he hit the game winner against the Chargers — his third make, but the first that counted — Butker did not watch the ball go through the uprights.

He took his three steps back, two to the side, same as always. His body lean was perfect. His foot placement on point. The ball felt just as it should off his foot, and the 4 seconds or so it takes a kicked football to travel 58 yards is simply too long to keep that much adrenaline inside.

So before the ball went through, and before the officials raised their arms, Butker turned away from the field and threw his hands in the air, walking toward his teammates on the sideline like a man who'd just conquered the world. Soccer players do this, you know. They score the goal and then sprint the other way, waiting to be mobbed by their teammates.

Butker has done this before. Once this training camp, actually, he did it after kicking from 69 yards. But that one bounced off the crossbar, falling short. Oops. This time, he felt a split-second of panic. He did not hear the customary celebration.

Then he remembered: no fans.

And so he went right back to screaming, the best feeling an athlete can have, carried off the field by his happy teammates.

(Tyreek Hill)

## **Chiefs' Tyreek Hill coaches football at Lee's Summit North when he's not on the field**

Harold Kuntz

October 8, 2020

Fox 4 KC

LEES SUMMIT, Mo. — He's already won a Super Bowl and now he can add another title to his list: high school football coach.

Tyreek Hill began his job as assistant football coach at Lee's Summit North this year, and he says it's what he wants to do when he's done playing in the NFL.

"Coaching has always been something that I always wanted to do ever since I was a kid, you know, because my dad, he kind of coached me," Hill said.

Jamar Mozee, the school's head football coach, was in disbelief when he was contacted by Hill's agent about the job.

"I was moving into my new house here in Lee's Summit and right after I got done moving in, I was exhausted and I checked my e-mail and I got an email from an agent. I called the number, and I didn't know if it was a joke," he said.

The agent was Drew Rosenhaus and the player interested in coaching was the Cheetah.

He's fast on the NFL field, but on high school, he takes his second job of assistant football coach very seriously.

Mozee says he's had no problem fitting in.

"He doesn't come in there like he's an All-Pro, Pro Bowler or top 20 player in the league. He just comes in and he's a coach. He's a good communicator. He talks to them, and at the same time, gets on them. I've been very impressed."

Mozee welcomes Hill, not only for his football knowledge, but off field lessons as well.

"Playing is not coaching. Every kid is different, every kid is different. You can't put them all in one box. That's why the relationship piece is so important."

As one of the few Black head coaches in the Suburban Conference, he's proud his staff reflects the culture of his team and tries to get Black men involved in coaching. With Hill on board, they both want to encourage their players to reach for college football, but also be leaders of their community.

"Yes, we love playing football, but it's what you do outside of football that makes you who you are, so that's why I love coaching so much," Hill said.



(Tyrann Mathieu)

## **Tyrann Mathieu is changing the game**

*The Super Bowl champ and Chiefs MVP is the NFL's new model defender*

Dominique Foxworth

October 15, 2020

The Undefeated

**But what position will he play?** Back in 2013, that was the main question on the minds of NFL front-office types about Tyrann Mathieu. That uncertainty, even more than the suspension and off-field concerns that dogged the Heisman finalist, kept one of the best players ever to come out of football factory Louisiana State University from being selected before the 69th pick in the 2013 NFL draft.

*But what position will he play?*

Seven years later, NFL teams are still asking that question. But gone is the tone of curiosity and skepticism. It's been replaced with anxiety and fear. Because, for the Chiefs' opponents, the dilemma that is Tyrann Mathieu is no longer theoretical. Any hope of beating the defending Super Bowl champs depends on knowing not only where on the field Mathieu will be — but *what* he will be.

The Chargers learned that lesson the hard way last year in a [Week 11 matchup with the Chiefs](#). In shotgun on third-and-8, Philip Rivers surveyed the defense. The Chargers were in a speed trips formation — three receivers left and a tight end opposite. Mathieu was on the right, 12 yards deep, mirroring free safety Juan Thornhill on the left — a conventional alignment for a strong safety, signaling to Rivers a traditional Cover 2. With a perfect 2-beating double-in and clear route combo dialed up, the Chargers had one receiver going long, forcing the playside safety deep. The first in-route dragged the middle linebacker away, leaving the remaining backer in an expanded zone against a receiver. Rivers snapped the ball and whipped his eyes to the left, firing confidently as Keenan Allen wheeled behind the linebacker's hook zone to drop into a gaping hole just beyond the sticks. It looked like an easy first down.

Nah.

Mathieu, far from a Cover 2 safety's deep half responsibility, sliced in front of Allen, intercepting the ball in the hole. Despite his pre-snap alignment, he wasn't playing safety. He was the middle linebacker in a Tampa 2 zone. Mathieu is one of a few players in the NFL who is comfortable enough to assume the linebacker's role but even better able to decipher and react to the offense's attack than a 'backer would be. Now, with the ball in his hand, the onetime return specialist took the ball back 35 yards to the Chargers' 6-yard line.

In the same way that Lamar Jackson and Patrick Mahomes have settled the debate over pro-style and dual-threat quarterbacks, Mathieu has changed the perception of what it means to be

a defensive back. He has become the model defender in today's NFL: He has the instincts and physicality to play in the box as safety or linebacker, as well as the athleticism to cover receivers and tight ends. He is the skeleton key that can unlock defenses. His All-Pro selection in 2019 tells the story: He earned the AP's first-team honors as a defensive back *and* second-team honors as a safety.

Mathieu — who back in 2013 was too small, too controversial, too hard to place — is the most important defensive player on the best team in football, the 4-1 favorites to win a second consecutive Super Bowl. He was the missing piece that turned the Chiefs' defense into champions. But he didn't set out to change the game. He just did the jobs that needed to be done. Now his work extends beyond the field of play. "I think I'm centered right now, more than any other time in my life," Mathieu says. "It's not about money, it's not about chasing rings, it's not about making people feel like I'm this special person."

After a journey through the NFL with infamous ups and downs, Mathieu, finally, is exactly where he's meant to be.

"I try my best to be a servant," he says. "I think the guy who serves, he's always going to get his blessing. It may not be on his time, but he'll get it eventually. That's the space I'm in right now."

**Just before the kickoff** of Super Bowl LIV, Mathieu watched a kid deliver the game ball to midfield. Seeing the contrast of the kid's brown skin and bright yellow mohawk, Mathieu leaned over to a teammate and said, "I started that hair."

"I've always been a leader," he says now, remembering the hairstyle he made famous when he became known as the [Honey Badger at LSU](#). "I've always been a trendsetter. I've never really paid much attention to the one eye black, or the blond mohawk — I've just done some of those things off impulse, and I think other people ran with it."

"I think other guys just naturally follow him," Chiefs defensive coordinator Steve Spagnuolo says. "He's got one of those personalities. And I'm not just talking about football. Whether it's his smile or his personality or his intensity, his confidence, his boldness, people tend to gravitate to him, follow him, let him lead and know that he's going to steer them in the right direction."

Eight years into Mathieu's NFL career, he has also steered the way in defensive trends. Jamal Adams and Minkah Fitzpatrick, two of the other safeties named to the AP's 2019 All-Pro team, are disciples of his do-it-all style. This offseason, Seattle gave up two first-round picks to [get Adams from New York](#). The Cardinals, two seasons after releasing Mathieu, made Budda Baker the [highest-paid safety in the league](#) because of his ability to impact the game from everywhere on the field. Logan Ryan played seven seasons and won two Super Bowls as a cornerback, but when the former Titan hit free agency, he and his agent marketed him as a versatile safety, "similar to Tyrann Mathieu."

And based on this year's combine interviews, we're in for a new slew of baby badgers sprinting into the NFL. When 2020 defensive prospects were asked whom they play like, the name cited most was Mathieu. Even 6-foot-4, 238-pound superhuman linebacker Isaiah Simmons said, "The first name that comes to mind is Tyrann Mathieu." Simmons was later [drafted at No. 8](#) by GM Steve Keim of the Cardinals, the same GM who took a chance on Mathieu in 2013.

**“I think I’m centered right now, more than any other time in my life. It’s not about money, it’s not about chasing rings, it’s not about making people feel like I’m this special person.”— Tyrann Mathieu**

Back then, it would be hard to imagine that every defense in the NFL would either have a player it uses like Tyrann Mathieu or be looking for one. In the minds of some NFL decision-makers, Mathieu had fallen from [Heisman finalist](#) to practically undraftable after getting [kicked off the LSU football team for a failed drug test](#) and arrested for marijuana possession (offenses that, like Mathieu himself, look different in modern context).

His history with weed also branded him a guy with “character issues,” a label that proved to be the most inaccurate of all the pre-draft critiques — and the most painful for Mathieu. To hear analysts paint him as a bad teammate stung. And worse, [for months, he couldn’t do anything about it](#). He was a man without a team, far from the game he loved.

On night two of the draft, he sat in a New Orleans restaurant surrounded by family and friends, with a few purple and yellow balloons hanging on the wall behind him. When his name was [finally called in the third round](#), the room erupted around him. Tears of joy streamed down his face. Upon hearing his name, “I was relieved,” he said, voice still quivering, during his on-air interview. “Seven months ago I didn’t think I’d be here.” Then he affirmed his deepest desire — and put the focus back on the field. “I’m ready to play football now.”

It didn’t take him long to make an impression. Mathieu can recount with pinpoint accuracy the play he says is the most memorable of his career, during his debut with the Cardinals in 2013 — his first competitive football game in 20 months. His NFL career was only a couple of plays old when Rams quarterback Sam Bradford exploited the Cardinals’ inverted-2 man coverage by hitting Jared Cook in stride on a seam route with linebacker Karlos Dansby in coverage. Cook pulled away from Dansby — and the rest of the veteran Cardinals defenders — for what looked like a certain 55-yard touchdown.

Mathieu, playing as the nickelback, darted past his teammates, slowing as they gave up the pursuit, and lunged, knocking the ball free just before Cook crossed the goal line. Dansby recovered the ball in the end zone for a touchback. Mathieu sprinted to the sideline to celebrate with his team before the TV commentator could even acknowledge his touchdown-saving effort. As the game went to commercial, Dick Stockton hilariously said, “It remains no score, thanks to Karlos Dansby.”

“It was like slow motion. I could see me punching the ball out, I could see my teammates jumping on it, everybody going crazy,” Mathieu says now. “But for me — for a whole year I had to listen to people say I wasn’t the best safety in the draft, I wasn’t the best defensive player in the draft. That I wasn’t worthy of being a good teammate, I wasn’t worthy of providing for my family.”

“So to make that play, the first play in one of my first NFL games, that was the moment that I knew: ‘Hey, man, that’s why you don’t listen to what people say. That’s why you continue to just believe in what you can do.’”

**For the next five seasons**, Mathieu might have been the Cardinals’ most impactful defender. With Mathieu on the field, Arizona allowed a QBR of just 45.5. That would have been the best in

the league for that time frame, better than the Legion of Boom Seahawks' 50.5. Without him, the Cardinals' QBR rose to 61.6. That would have ranked last.

But Mathieu wasn't always on the field long enough to make that impact clear. Due to frequent injuries, he played in all 16 games just once in his first five years. [An ACL tear](#) ended his rookie season and delayed the start to a disappointing second season, which also saw him miss games for a broken thumb. Back to form in 2015, Mathieu earned All-Pro honors, but his season ended early [when he tore his other ACL](#). In 2016 he played in just 10 games, the fewest of his career, because of a shoulder injury. "When I came to the league, for me it was all about trying to show people I was a good teammate, that I was worthy of being an NFL player," he says. "Then, I go through these injuries, and it was a different emotion for me. I don't think I was really able to handle it how I know I could have."

Mathieu finally played a full 16 for the Cardinals in 2017, but it was too late. "Once I had my injuries, I was no longer functioning. I think that was the reason why me and the Arizona Cardinals divorced, in my mind. I don't think I was practicing how I normally practice. I don't think I was walking how I was normally walking."

When he was a free agent in 2018, Mathieu's best offer came from the Texans in the form of a one-year, [\\$7 million "prove it" deal](#). And that he did. Mathieu played all 16 games on the Texans' top-five defense, leading them to a division championship. A "special dude," former coach Bill O'Brien says of Mathieu.

By the time the 2019 free-agency period opened, the Chiefs — whose league-best offense had been saddled with the No. 31 total defense in the NFL — had zeroed in on Mathieu. They hoped to spend about \$11 million per year, a substantial increase over his salary with the Texans. When his price rose to \$14 million, some in the organization thought the team should pass. But in the end, the pro-Mathieu contingent won the day, and not because of Mathieu's ability to cover anyone on the field. The Chiefs believed their locker room needed more than just an influx of talent — it needed a veteran presence. As one front-office executive said then, "He will make our guys believe."

"I knew a coach that had been with the Texans who said, the day he stepped through the door, the whole culture changed," Spagnuolo says. "And he was talking about the team, he wasn't talking about the defense. Based on that comment, and what I saw on tape and the ability, I just felt like it would be really important to have that kind of guy at that position. Because we value the safety position for all the things that we've got to do back there. He would be a perfect fit for us."

The [three-year, \\$42 million gamble](#) worked. Mathieu led the defense in snaps, recording 75 tackles, 2 sacks and a team-high 4 interceptions. Thanks to Mathieu and Spagnuolo's revamped defense, the team's defensive rank jumped 23 spots in 2019, up to eighth in the league.

"Kansas City really offered me the opportunity to be who I am as a teammate, to be who I am as a leader, and also giving me the joy to play defensive back," Mathieu says. "Because Spags is a defensive back in his mind, it's fun to come to work every day, knowing certain game plans will be centered around you."

Last season, in a [Week 3 clash against the Ravens](#), Mathieu showed how impactful he could be. It was the type of play that often goes underappreciated by fans — a touchdown-saving maneuver that he makes look routine, even though he is probably the only player who would have made it. In the fourth quarter, with Kansas City leading 30-19, the eventual league MVP, Lamar Jackson, had driven 64 yards down the field to the Chiefs' 16-yard line.

The Ravens were in an empty set, with a tight end and two receivers in a bunch to the right and a receiver and running back in a stack on the left. The Chiefs had spent most of the game in Cover 3, and the Ravens were trying to exploit it. The play set up a receiver vertical route to occupy the free safety and a receiver shallow cross to pull down the linebacker, creating a hole in the middle of the defense to allow the tight end to slip behind for the easy touchdown. Mathieu was lined up on the left, at linebacker depth, playing Cover 3 strong safety — responsible for the wide left curl to flat zone.

But after so many years in the league, Mathieu has seen every play from every position. He recognized the Ravens' route combination — and wasn't about to let the coverage rules keep him from making the play. Rather than cover the backside curl, Mathieu sprinted to the hole and broke up the pass. The Ravens were held to a field goal, and the Chiefs held on to beat the NFL's eventual No. 1 seed 33-28.

"It was pretty evident early on that Tyrann could handle a lot of different things, so I knew I wanted to use them that way. ... When you challenge a guy to play different positions and they love that and embrace it, that certainly helps you as a coach," Spagnuolo says. "Anytime we can get him in a spot that we think is going to produce for us, we're gonna try to do that."

And off the field, Mathieu had done just what Spagnuolo hoped back in March: completely changed the culture as soon as he got there. For the third time in four seasons — and on the third different team — Mathieu was named a captain.

"He's one of the best leaders I've ever been around," says Chiefs quarterback Mahomes. "The first day we were at camp, it was more than just his play on the field. It was putting people in positions like he had been in that defense for years, even though it was his first day."

And 190 days later, the night before the Super Bowl, it was Mathieu who was chosen to speak to the team. The next day, in the huddle just before the game, he gave an impassioned plea to leave it all on the field, referencing a 2-4 stretch the Chiefs had earlier in the season. "We knew what kind of team we was, dog. All we had to do was believe in each other and play for each other," he said, surrounded by his teammates. "I watched a lot of people step up, dog. That's what we need today. We need energy. We need oneness, dog. We need to be remembered!"

For many of his teammates, Mathieu's message resonated as much because of his actions in the preceding months as his words in the moment. He calls himself a "practice All-American," a term normally meant as a slight toward players who practice overzealously during the week but don't produce on Sundays. Mathieu produces on Sundays *because* he is overzealous the rest of the week, constantly trying to soak up new information about the game.

"I knew that he was going to be a very cerebral player because of the questions that he asked," says Del Lee-Collins, Mathieu's defensive backs coach in high school. "He absorbed every single thing that was being said to him. And he just stuck in my back pocket. Anytime I was coaching anybody else, he was getting the same coaching without being on the field."



“I’m not the biggest, I’m not the fastest, I’m not going to be nobody’s first pick, but in my mind, I should be,” Mathieu says. “And that’s because I really practice how I perform, and I rely on that. I don’t rely on speed, I don’t rely on athleticism — I rely on my preparation and what I did in practice that week.”

From Honey Badger to Super Bowl champ, Mathieu has always been known for his spirit. “He’s just got one of those personalities,” Chiefs coordinator Steve Spagnuolo says.

Which helps explain how it was Mathieu, not Mahomes — who seemingly perfected the quarterback position and orchestrated three consecutive comebacks en route to a Super Bowl win — whom coaches and teammates voted team MVP.

“That was cool, man,” Mathieu says. “That was definitely gratifying. It’s really everything I’d been working for. That had nothing to do with performance on the field. I feel like that award came from just who I’ve always been as a teammate.”

**Ask Tyrann Mathieu how** he thinks people would describe him and you might expect to hear compliments on his game: relentless, ferocious, versatile, instinctive, fearless.

Instead, he says: “I would hope people describe me as sensitive, supportive and really just loyal. I would hope that more than anything.” Rather than focusing on his place among the greats of the game, Mathieu concerns himself with his place in the lives of the people he touches. Because the pioneering player’s greatest influence never stepped onto a football field.

In the earliest years of his life, his grandmother Marie was the only maternal influence he knew. She created the foundation Mathieu needed, “making me feel special, making me feel wanted.” And her motherly nature wasn’t limited to just her family. In their troubled Central City New Orleans neighborhood, she was a loving light.

“I feel like my grandmother did that for even some strangers,” Mathieu says. “She opened her house to them. I look at my life today and I’m still trying to be like her. I’m still trying to make people look at me and feel wanted.”

That started in the locker room, where his teammates were all treated like “brothers,” he says. But now, as Mathieu’s profile has grown, so has his sense of responsibility off the football field. “I think when I first started my foundation, it was like any other ballplayer. Camp, put on a turkey drive and call it a day,” Mathieu says. “Now we’re getting personal.”

**“He’s one of the best leaders I’ve ever been around. Since the first day we were at camp, it was more than just his play on the field.”— Patrick Mahomes**

Now, The Shift, a mentorship program Mathieu created under the Tyrann Mathieu Foundation, connects Mathieu with a group of young men via Zoom. “For an hour in their day, they’re not in the streets. They’re on a FaceTime call with me,” he says. “These are kids from Louisiana who are in gangs, who are in violence, who are living a life that they’re trying desperately to get out of. So for a lot of them, I’m saving their lives. That’s given me great pride and a sense of responsibility.”

He urges these kids to see beyond the limitations of their surroundings and encourages them to serve their communities. “I think the next step for me is to bring about change in our world, the real world,” Mathieu says. “I urge a lot of my teammates to do the same thing.”

Mathieu and Mahomes are the [faces of the Chiefs' voter registration initiative](#). Together, they pushed their teammates to respond to this summer of unrest by registering to vote and using their elevated profiles to encourage others to do the same. Mathieu took it a step further, hosting a voter registration drive in Kansas City in September through his foundation.

"He challenges me to be in the community like every week," Mahomes says. "Since the moment he got to KC, he has something that he is working on and asking all his teammates to be a part of it. It's special, man."

In November, Mathieu will be voting for the first time. He never believed that government was for people like him. "Growing up in inner cities, you feel like the left-out kid," he says. "You don't believe those things work for you." Now he believes there is power in his vote, and he plans to exercise it.

"There's so many people that have gone through so much to give us this opportunity, this freedom to vote," Mathieu says. "I think it's my responsibility to bring awareness and to let everybody around me know that is their obligation and their responsibility as well. You have that right. You have that voice. So just be confident in it, use that."

In mid-September, two days after his Chiefs open the season with a [win against the Texans](#), Mathieu walks into a garage in New Orleans, powering through the aches of the debut to lob life lessons to the youngsters he mentors with The Shift. Dark clothes, dreads pulled back, eyes smiling above his mask, Mathieu entered the room of boys: "Wzapnin?" His greeting is five syllables in one, a question and a statement — one word, like him, doing the work of many more.

These boys idolize Mathieu. Many of them aspire to athletic success. Mathieu encourages them to see both the improbability of a sports career and the limitations of its impact. "In order for us to really save the world, all of us can't be ballplayers," he says. "Some of us have to take the hard jobs."

Yet Mathieu aims to do both. He is a Super Bowl champion, the Chiefs' MVP and one of the most respected voices in the league. And now, at a time when he finally feels at home on the field, he is turning his focus off it, to the communities that made him.

"Never forget where you come from," he says. "Always go back there. Start there. Right now, it's all about my communities that I'm living in, trying to push them forward — whether it be voter registration, peacefully protesting or some athletes simply using their platform to inspire others to be better. I don't think enough of us do that."

This offseason, as COVID-19 threatened the start of the season and social justice appeared to be as important to Americans as sports, Mathieu was vocal about support for the Black Lives Matter movement, eventually appearing in the viral player-led video directed at the commissioner. When he and the Chiefs opened the NFL season with a resounding win against the Texans, the game began with a moment of unity — which was [booed by the crowd of 16,000 in Kansas City](#).

"Obviously that's not what we were trying to accomplish," Mathieu says. "I think that was a moment for everybody to take a deep breath, you know, breathe a little bit. And for all of us to kind of accept our roles in this going forward."

By Week 4, the season was back to the 2020 version of normal: The game, expected to be a marquee matchup between the 3-0 Chiefs — coming off another dominant win against the Ravens — and the 2-1 Patriots, led by Cam Newton — was postponed by a day after Newton [tested positive for COVID-19](#). (After news of the postponement broke, Mathieu tweeted, “Wear your mask, wash your hands” — and also “I need a f—ing hug.”)

On the field, as he has for his entire life, Mathieu found his solace. After a sluggish first half for both teams, the Chiefs took a [19-10 lead in the fourth quarter](#). As the Patriots started the next drive, Mathieu was playing the nickel position over a bunch left formation. The Patriots ran a curl flat combination with a clear. Mathieu broke on the flat to Julian Edelman, who was in space awaiting backup quarterback Jarrett Stidham’s pass. Mathieu gathered himself for the tackle — just as the pass slipped through the normally sure-handed Edelman’s grip. It fell almost perfectly to Mathieu, who grabbed it and ran 25 yards down the sideline for an easy touchdown.

“Obviously it’s cool anytime you can score points defensively, you know, especially for myself — I don’t always get on the stat sheet,” Mathieu said after the game. “I just try my best to do my job and be where I’m supposed to be.”

It’s the story of Mathieu’s career. The man who has always had to do extraordinary things to make room for himself in this league and in this life, who has created opportunities where there were none, has finally found himself in the perfect position.

(Patrick Mahomes)

## **Super Bowl MVP Patrick Mahomes, Kansas City Chiefs split cost to use Arrowhead Stadium as Election Day voting site**

Lauren M. Johnson

November 3, 2020

CNN

[Super Bowl MVP Patrick Mahomes](#) played a large role in making Arrowhead Stadium in Kansas City a polling location on Election Day by splitting the cost with the Chiefs.

Chiefs president Mark Donovan on Tuesday told reporters that the idea of voting at Arrowhead came up in a meeting, "and that launched the whole campaign to try to make it a reality."

Mahomes wanted people to come together to use their voice

"I thought it was very important not only just to get as many people out to vote as possible but also to use a place as Arrowhead where we have a lot of fun, show a lot of love and unity where people (are) coming together, and use that as a place where we can come together and vote and use our voice," Mahomes told Jim Trotter and Steve Wyche on the ["Huddle and Flow" podcast](#).

"I thought Arrowhead was the perfect place for it, and the Chiefs were all on board with it."

Donovan said that they had several meetings that made the idea look good on paper, but the election board came back saying there were too many hurdles. One of them was the funds to purchase new voting machines.

"We finally had to go to them and say what's it going to take," Donovan said. "And that's really what launched the idea of purchasing new machines. And so we, the Chiefs organization, the Hunt family (the team owners) and Patrick Mahomes and his [15 and the Mahomies Foundation](#) came together and said, 'If that's what it's going to take, we're committed to this point. Let's go.'"

The six-figure cost is split to make it happen

They ended up splitting the significant cost to make it happen.

"A six-figure investment by us that not only will legitimately impact the community today but will impact this community for years and years to come -- hopefully 10 years to come -- where these machines will continue to be used," Donovan continued.

He said he thinks voting at Arrowhead may become a regular thing in the future.

"We'll work with the election board on exactly how we can expand and what makes the most sense in terms of how many elections. We actually were having that conversation earlier today

in between voting activities. And like I said, if you actually come here and see what we're doing and how we're doing it, there's a lot of interest in utilizing this a lot more," he said.

*CNN's Jill Martin contributed to this report.*



(Tershawn Wharton)

## **Missouri S&T to the Chiefs: The story of Tershawn Wharton's unconventional path to NFL**

Sam McDowell

November 22, 2020

KC Star

In small-town Macon, Missouri, a high school football coach often tells stories about a former athlete from a previous job. He shares them so often, in fact, that he wonders if his players have grown tired of hearing about a guy they've never met. But who cares?

It's just that every time coach Jameson Allen wants to illustrate a point, he feels he has the perfect example. The weight room immersion? The importance of academics? The desire and drive? Allen would prefer to show the end result, not simply talk about it, and the final product points to one guy.

Tershawn Wharton.

He's now a rookie defensive lineman with the Chiefs, a man who spent most of his life assuming talent alone would not get him to the NFL because, frankly, many didn't think he had enough of it. But now that he's here, he's excelling — Pro Football Focus ranks him as the third-best defensive rookie in football.

And here's where we remind you that he went undrafted in April.

"Nobody knew the potential that I had," Wharton said. "I feel like it was an opportunity that I just took and ran with."

Wharton traveled the more unusual path to the NFL. On paper, anyway. Those who knew him best always saw this coming because they knew *he* always saw it coming. And dare they doubt him.

Wharton couldn't find Division I interest as a senior at University City in St. Louis, even as the offers rolled in for a teammate on the defensive line who would wind up at Oklahoma. He settled at Missouri S&T, a school better known for churning out engineers than football players.

"No matter what people think about you," said Allen, who coached Wharton at University City. "if you work harder than you think need to work, dreams can come true. He is the prototypical example."

It wasn't that anyone thought badly of him. They just didn't think of him at all.

Until he made them.

And that's a good place to tell you how he cracked the Chiefs' roster as an undrafted rookie.

## **‘TREMENDOUS EFFORT’**

The Chiefs were on Wharton about as long as any NFL team. They had scouts watching him soon after his breakout sophomore season at Missouri S&T — a school-record 21 tackles for loss and 13 1/2 sacks — and the in-person reviews backed the numbers.

Their scouts liked him, enough to convince the Chiefs front office and coaches to invest more time. And when Wharton didn’t hear his name called during NFL Draft weekend, the Chiefs offered him a deal.

But before setting expectations that he would contribute as a rookie — or even make the roster, for that matter — they wanted proof he belonged.

On the first day of practice, Chiefs general manager Brett Veach made the rounds on the field, position group to position group, and spotted Wharton.

“He was really twitchy, athletic, worked his tail off,” Veach said.

OK, Veach thought, *but let’s see how he does once we put the pads on.*

Wharton passed that, too.

OK, Veach thought, *but let’s move him up against the first- and second-stringers in practice and see if he can still hold his own.*

Passed that, too.

“He just kind of answered every bell and flashed it at every step of the way,” Veach said.

They made him prove it. Wharton wouldn’t have it any other way.

The Division I programs thought of him as too raw as a high school senior. They thought he was undersized for a defensive lineman. His arms weren’t long enough, some said. But when he signed with a Division II program, he told friends he would still one day make the NFL. Didn’t care who believed it.

So when some teammates took spring and summer breaks in the offseason, he hired personal trainers. He wasn’t working simply to better himself against his current competition. He was already preparing for what he might see in the NFL.

“His first semester here, he put on about 25 or 30 pounds, and I’ll tell you what, he wasn’t adding fat,” Missouri S&T head coach Todd Drury said. “He just blossomed in the weight room.

“He understand that it’s such a small percentage of players who make it to that next level, so it takes more than just ability. We had those conversations really early because that was already on his mind.”

Wharton is quiet but determined, his former coaches say. A gentle giant, Allen describes him. He never needed to be pushed.

In fact, in high school, Allen relished the chance to give a fiery pregame speech for the purpose of “looking into my players eyes and seeing who was ready to play.” Wharton didn’t react much. On the field, though, “his motor was non-stop,” Allen said.

When Drury first dug into his film as he recruited him, that was the first thing he noticed.

“Tremendous effort,” Drury said. “He was really just running to the football play after play after play.

“That’s something that’s never changed.”

More effective as he’s aged, though. He had 35 1/2 sacks in college. He impressed enough that after his sophomore year, Division I programs finally called.

Too late, he told him.

“You’re always a little nervous when you bring your best player in your office and you ask him about transferring,” Drury said. “But Tershawn is one of the most loyal people you’ll ever meet.”

Wharton’s phone rang multiple times after the draft. Teams were interested. At some point that evening, he FaceTimed with Drury.

“I’m going to the Chiefs!” he said.

Drury didn’t need to ask the reason. He already knew.

The Chiefs had been on him early.

### **‘I ALREADY MADE THIS TEAM’**

The Chiefs coaching staff met nightly during training camp, grading every player and every play as they compiled cases for their 53-man roster. The hardest decisions, Veach would later say, came along the defensive line. The front office had viewed it as their deepest position group. Good players would be cut.

And yet, long before, an undrafted rookie from a Division II program was telling those close to him he had already made the team.

“Yeah, I mean, early on in training camp, I asked him how cuts were going to work with the COVID situation, and he said, ‘I already made this team. I’m not thinking about that,’” Drury said. “He was locked in. He wanted to show who he was and not worry about getting cut. That’s who he is.”

It’s who he’s *had* to be. His mind is trained that way now, a history of prove-it-or-lose-it circumstances molding his approach.

After a few days of training camp, Chiefs defensive line coach Brendan Daly moved Wharton up to practice against the offensive starters. He often matched up with guard Kelechi Osemele, a former All-Pro. He won a few reps.

“When you get picked up, you feel like you belong automatically,” Wharton said. “You’re playing with champions. Competing every day, the more and more I made a few plays in training camp, I realized, ‘Oh, I can do this.’”

Steadily, the playing time keeps advancing. Wharton has played at least half the defensive snaps in three consecutive games, leaving an imprint on each. He forced a fumble in Denver, a play that, unsurprisingly, derived mostly from effort. He recorded his first career sack a week later against the Jets, using a stunt that he often ran in college.

“His work ethic and the way he handles the day-to-day operation, you would not know this guy is a rookie,” Daly said. “You would not know that this guy came from a small school, to be quite honest with you. He has a professional demeanor and work ethic — a maturity about him that’s beyond his years.”

Wharton is the third-highest rated defensive rookie in the NFL, according to Pro Football Focus, which grades him at 71.3. That trails only Washington defensive end Chase Young (73.4), the second overall pick, and Colts safety Julian Blackmon (72.2), a third-round pick. There were 122 other defensive players drafted, Wharton not among them.

It’s getting harder and harder to believe that at every stage of his football life, he’s somehow hovered beneath the radar.

Not with the Chiefs. Their scouts marveled at his audition in the East-West Shrine Game against some of the top college draft prospects in the country. He dominated one-on-one pass rush drills. A physical presence in the run drills, too.

The proverbial measurables didn’t favor him. The low bar for arm length for a defensive lineman, for example, is considered about 32 inches, and even that would be a red flag. At his Pro Day, Wharton measured 31 1/4 inches.

But when Daly saw him play, at the urging of the scouting department, he kept coming back to one thing.

The effort.

“It’s not the way (most) go,” Wharton said. “But it was always the plan. It was always the childhood dream. Just being (at a Division II school), I knew I would have to work harder.”