



VIKINGS


VS. SAINTS



REGULAR SEASON WEEK 16

FRIDAY, DECEMBER 25, 2020

MERCEDES-BENZ SUPERDOME



VIKINGS

Week 16 | Friday, December 25, 2020 | Mercedes-Benz Superdome | 3:30 p.m. CT | FOX

2020 RECORD

REGULAR SEASON	6-8
NFC NORTH	3-1
HOME	3-5
AWAY	3-3

2020 SCHEDULE

SUN	SEPT 13	GB	NOON	L, 43-34
SUN	SEPT 20	@ IND	NOON	L, 28-11
SUN	SEPT 27	TEN	NOON	L, 31-30
SUN	OCT 4	@ HOU	NOON	W, 31-23
SUN	OCT 11	@ SEA	7:20 PM	L, 27-26
SUN	OCT 18	ATL	NOON	L, 40-23
SUN	OCT 25	BYE		
SUN	NOV 1	@ GB	NOON	W, 28-22
SUN	NOV 8	DET	NOON	W, 34-20
MON	NOV 16	@ CHI	7:15 PM	W, 19-13
SUN	NOV 22	DAL	3:25 PM	L, 31-28
SUN	NOV 29	CAR	NOON	W, 28-27
SUN	DEC 6	JAX	NOON	W, 27-24 OT
SUN	DEC 13	@ TB	NOON	L, 26-14
SUN	DEC 20	CHI	NOON	L, 33-27
FRI	DEC 25	@ NO	3:30 PM	FOX/NFLN
SUN	JAN 3	@ DET	NOON*	FOX

Home games **bold** | *Game times are subject to change

BROADCAST COVERAGE

► NATIONAL TELEVISION: FOX/NFL Network

Play-by-Play: Joe Buck

Sideline: Erin Andrews and Kristina Pink

Analyst: Troy Aikman



► STREAMING: Amazon Prime

Play-by-Play: Hannah Storm

Sideline: Andrea Kremer



► NATIONAL RADIO: Westwood One

Announcers: Scott Graham and Ross Tucker



WestwoodOne

► LOCAL RADIO: KFAN 100.3-FM / KTLK 1130-AM

Play-by-Play: Paul Allen

Sideline: Greg Coleman & Ben Leber

Analyst: Pete Berlich

Pre-Game Show: Mike Mussman - 1 p.m. CT
KFAN and KTLK serve as the flagship stations for the 72-station, 5-state Vikings Radio Network



GAME SUMMARY

The Minnesota Vikings (6-8) travel to New Orleans to play the Saints (10-4) on Christmas Day with kickoff scheduled at 3:30 p.m. CT. The game will be just the fourth time in Vikings history the team has played on a Friday. The Week 16 game is the first of two straight road games for the Vikings to finish the season.

The Vikings lost to the Bears at home, 33-27, while the Saints also dropped a home contest, 32-29, to the Chiefs in Week 15.

Vikings RB Dalvin Cook is in the midst of a career year, leading the NFL in scrimmage yards with 1,833 yards and ranking second in scrimmage touchdowns with 16, both of which are career highs. His 1,833 scrimmage yards already ranks fourth in team history in a single season with two games to play. With 1,484 rushing yards, Cook is second in the NFL, and he is tied for the lead the NFL in rushing touchdowns (14). Cook's 16 total touchdowns already tie him for sixth in a single season in team history.

LBs Eric Wilson and Eric Kendricks are tied for the league lead in interceptions among all LBs in 2020 with three each, a career high for both. S Harrison Smith has a team-high four interceptions in 2020, tied for most in the NFC this season.

WR Adam Thielen has set a new career high with 13 receiving touchdowns this season, passing his previous best of nine in 2018. 12 of Thielen's 13 receiving touchdowns have come in the red zone, the most in the NFL in 2020. WR Justin Jefferson's 1,182 receiving yards leads all rookies in 2020. His receiving yardage total is already the second-most for a rookie in Vikings history trailing Randy Moss's 1,313 yards in 1998.

STAT OF THE WEEK



Dalvin Cook's career high with 1,833 scrimmage yards has him already in fourth place on the single-season list for yards from scrimmage, trailing only Adrian Peterson (2,314 in 2012, 1,885 in 2008) and Robert Smith (1,869 in 200).

WEEKLY MEDIA SCHEDULE

Monday, December 21

3:00 p.m. – Select players available via Zoom

Tuesday, December 22

10 a.m. – Mike Zimmer available via Zoom

11 a.m. – Kirk Cousins and select players available via Zoom

1:15 p.m. – Practice

Wednesday, December 23

11:00 a.m. – Practice

12:15 p.m. – Mike Zimmer, Gary Kubiak, Andre Patterson, Marwan Maalouf and Adam Zimmer available via Zoom

Thursday, December 24

No Media Access

Friday, December 25

Noon – Minnesota Vikings vs. New Orleans Saints (Mike Zimmer, Kirk Cousins and select players available via Zoom after the game)

Saturday, December 26

No Media Access

Sunday, December 27

No Media Access

Monday, December 28

TBD

COMMUNICATIONS STAFF

Bob Hagan 612.327.7069
VP of Football & Media Communications

Jeff Anderson 612.247.4482
VP of Strategic & Corporate Communications

Tom West 612.327.7075
Director, Alumni & Youth Football Communications

Jon Ekstrom 612.418.6265
Director, Communications

Sam Newton 612.965.4712
Football Communications Manager

Carly Bonk 612.718.4093
Communications Coordinator

Rachel Gunia 612.210.0074
Communications Intern

VIKINGS MEDIA SITE

All media members are encouraged to utilize the Vikings' media site (vikings.1rmg.com) to assist in their coverage of the team. Materials provided by the communications department are available to view and download at the site, including media schedules, press releases, clips, quotes, photos, media guides, rosters, depth charts, etc.

NORSEMAN NOTEABLES

- Vikings WR **Adam Thielen** (385 career receptions) trails WR Sammy White (393 career receptions) by eight receptions for eighth all-time in team history.
- S **Harrison Smith** has collected 27 career interceptions, including four in 2020 (tied for the most in the NFC), the seventh-most in team history and tied for the third-most in the NFL since he entered the NFL in 2012. No safety has more interceptions, and only Richard Sherman (32) and Marcus Peters (30) have more interceptions than Smith in that same span.
- The Vikings defense has held opponents to a 37.58% success rate in goal-to-go situations in 2020, the best mark in the NFL.
- With a 70.83% red zone scoring rate, the Vikings offense ranks fifth in the NFL, trailing the Packers (78.43%), Titans (75.44%), Seahawks (75.00%) and Browns (74.47%).
- WR **Adam Thielen** has four games with at least two receiving touchdowns this season, tied with Packers WR Davante Adams for the most in the NFL in 2020. Hall of Fame WR Cris Carter holds the Vikings record with seven games with multiple receiving touchdowns in 1995.

BY THE
NUMBERS

6.10

The Vikings offense ranks fourth in the NFL in yards per play with a 6.10 average. Kansas City is first with a 6.37 average, while the Packers (6.18), Titans (6.17) and Texans (6.11) are third, fourth and fifth.

2,062

According to SportRadar, the Vikings have had a total of 2,062 defensive snaps played by rookies in 2020, the third-most in the NFL (Panthers 3,034; Jaguars 2,382) and the most in a season for Minnesota since Mike Zimmer was hired in 2014.

PRONUNCIATION GUIDE

PLAYERS

Ameer Abdullah
Chad Beebe
Blake Brandel
Dan Chisena
Aviante Collins
Britton Colquitt
Dakota Dozier
Jalyn Holmes
Danielle Hunter
Bisi Johnson
Sean Mannion
Hercules Mata'afa
Josh Metellus
Ifeadi Odenigbo
Dru Samia
Shamar Stephen
Adam Thielen
Olisaemeka Udoh
Armon Watts
D.J. Wonnum
Eddie Yarbrough

PRONUNCIATION

uh-meer ab-dool-uh
bee-bee
bran-dell
cha-SEN-a
ah-vee-on
COLE-kwit
DOUGH-jher
JAY-lyn
duh-KNEEL
BEE-see
man-YIN
MAH-Tah-AH-FAH
muh-TELL-us
if-ah-dee o-DEN-uh-bo
sah-MEE-uh
STEF-in
THEE-lin
OH-lee-suh-mee-kuh OO-doe
R-mawn
won-num
YAR-bro

COACHING STAFF

Imarjaye Albury
Andrew Janocko
Daronte Jones
Gary Kubiak
Klint Kubiak
Marwan Maalouf
Brian Pariani
Nick Rallis
Phil Rauscher
Mark Ureyama

ih-MAR-zhjay ALL-bear-ee
juh-NO-coe
duh-RON-tay
koo-bee-ack
koo-bee-ack
mar-WAHN mah-LOOF
PEAR-ee-ah-nee
RAWL-iss
RAU-scher
ooh-ee-YAH-muh

2020 NEW FACES

FREE AGENTS/TRADES/WAIVERS (1)

Player **Pos** **School**
 Ryan Connelly (W) LB Wisconsin

DRAFTED ROOKIES BY ROUND (9)

Round) Player **Pos** **School**
 1) Justin Jefferson WR LSU
 1) Jeff Gladney CB TCU
 3) Cameron Dantzler CB Mississippi State
 4) Troy Dye LB Oregon
 4) James Lynch DT Baylor
 4) D.J. Wonnum DE South Carolina
 5) Harrison Hand CB Temple
 5) K.J. Osborn WR Miami
 6) Josh Metellus S Michigan

UNDRAFTED ROOKIES (1)

Player **Pos** **School**
 Dan Chisena WR Penn State

RETURNERS

Starters Returning 16 (9 offense, 7 defense)
 Starters Lost 6
 (Diggs, Griffen, Joseph, Kline, Rhodes, Wayne)

Leading Returners Player (Total)

Passing Yards Kirk Cousins (3,603)
 Rushing Yards Dalvin Cook (1,135)
 Rushing TDs Dalvin Cook (13)
 Receiving Yards Dalvin Cook (519)
 Receiving TDs Rudolph/Thielen (6)
 Tackles Eric Kendricks (110)
 Sacks Danielle Hunter (14.5)
 Interceptions Anthony Harris (6)
 Punt Return Yards Mike Hughes (104)
 Kick Return Yards Ameer Abdullah (325)

ROSTER NOTES

Oldest Viking Player

Britton Colquitt (35, born 3/20/85)

Youngest Viking Player

Justin Jefferson (21, born 6/16/99)

Most Seasons as a Viking

Kyle Rudolph (10)

Most NFL Seasons

Britton Colquitt (11)

College with the most Vikings

Multiple colleges with two

Conference with the most Vikings

Big Ten (10 players on roster)

Largest Vikings

Brian O'Neill (Height: 6-7)
 Oli Udoh (Weight: 325 lbs)

Smallest Vikings

Ameer Abdullah (Height: 5-9)
 Chad Beebe (Weight: 183 lbs)

1st Round Draft Picks (7) Pro Bowlers (10)

Anthony Barr	Anthony Barr
Garrett Bradbury	Dalvin Cook
Jeff Gladney	Kirk Cousins
Mike Hughes	C.J. Ham
Justin Jefferson	Danielle Hunter
Riley Reiff	Eric Kendricks
Harrison Smith	Kyle Rudolph
	Harrison Smith
	Adam Thielen



HEAD COACH MIKE ZIMMER

NFL HEAD COACH: 7th Year

REGULAR SEASON: 63-46-1 (.577)

OVERALL NFL EXPERIENCE: 27th Year

POSTSEASON: 2-3-0 (.400)

COACHING EXPERIENCE: 42nd Year

RECORD WITH MIN: 63-46-1 (.577)

COACHING BACKGROUND

Year	Team	Position	W-L-T	Results	NFL Ranking Yds/Off Pts allowed
1979	Missouri	Asst. Coach	7-5	Hall of Fame Bowl (W)	
1980	Missouri	Asst. Coach	8-4	Liberty Bowl (L)	
1981	Weber State	Asst. Coach	7-4		
1982	Weber State	Asst. Coach	4-7		
1983	Weber State	Def. Coord.	6-5		
1984	Weber State	Def. Coord.	5-6		
1985	Weber State	Def. Coord.	6-5		
1986	Weber State	Def. Coord.	3-8		
1987	Weber State	Def. Coord.	10-3	FCS Playoffs - 2nd Round	
1988	Weber State	Def. Coord.	5-6		
1989	Washington St.	Def. Coord.	6-5		
1990	Washington St.	Def. Coord.	3-8		
1991	Washington St.	Def. Coord.	4-7		
1992	Washington St.	Def. Coord.	9-3	Copper Bowl (L)	
1993	Washington St.	Def. Coord.	5-6		
1994	Dallas	DBs	12-4	NFC East Champs, NFC Championship Game	
1995	Dallas	DBs	12-4	NFC East Champs, Super Bowl XXX Champions	
1996	Dallas	DBs	10-6	NFC East Champs, Divisional	
1997	Dallas	DBs	6-10		
1998	Dallas	DBs	10-6	NFC East Champs, Wild Card	
1999	Dallas	DBs	8-8	Wild Card	
2000	Dallas	Def. Coord.	5-11		19/21
2001	Dallas	Def. Coord.	5-11		4/19
2002	Dallas	Def. Coord.	5-11		18/12
2003	Dallas	Def. Coord.	10-6	NFC East Champs, Wild Card	1/4
2004	Dallas	Def. Coord.	6-10		16/27
2005	Dallas	Def. Coord.	9-7		10/11
2006	Dallas	Def. Coord.	9-7	Wild Card	13/21t
2007	Atlanta	Def. Coord.	4-12		9/25t
2008	Cincinnati	Def. Coord.	4-11-1		12/1
2009	Cincinnati	Def. Coord.	10-6	AFC North Champs, Wild Card	4/8t
2010	Cincinnati	Def. Coord.	4-12		15/19
2011	Cincinnati	Def. Coord.	9-7	Wild Card	7/9
2012	Cincinnati	Def. Coord.	10-6	Wild Card	6/6
2013	Cincinnati	Def. Coord.	11-5	AFC North Champs, Wild Card	3/4
2014	Minnesota	Head Coach	7-9		14 / 13
2015	Minnesota	Head Coach	11-5	NFC North Champs, Wild Card	13/9
2016	Minnesota	Head Coach	8-8		3/5
2017	Minnesota	Head Coach	13-3	NFC North Champs, NFC Championship Game	1/1
2018	Minnesota	Head Coach	8-7-1		4/4
2019	Minnesota	Head Coach	10-6	Divisional	14/8
2020	Minnesota	Head Coach	6-8		22/23

VIKINGS DEFENSIVE/TEAM RANKINGS SINCE 2014

Yards/game..... Pass yards/game Rush yards/game..... Sacks Points allowed /game ... Scrimmage TDs allowed ... Rush TDs allowed... Pass TDs allowed... 3rd down rate
 329.0 (4th) 219.5 (3rd) 109.5 (16th) ... 281 (T8th)..... 20.3 (3rd)..... 217 (2nd) 67 (2nd) 150 (3rd)..... 35.5% (1st)

ZIMMER'S BACKGROUND



ILLINOIS STATE
PLAYER - QB/LB (1974-76)



UNIVERSITY OF MISSOURI
ASSISTANT COACH (1979-80)



WEBER STATE
ASSISTANT COACH (1981-82)
DEF. COORDINATOR (1983-88)



WASHINGTON ST.
DEF. COORDINATOR (1989-93)



DALLAS
DEFENSIVE BACKS(1994-99)
DEF. COORDINATOR (2000-06)



ATLANTA
DEF. COORDINATOR (2007)



CINCINNATI
DEF. COORDINATOR (2008-13)



MINNESOTA
HEAD COACH(2014-PRESENT)



ANDRE PATTERSON

CO-DEFENSIVE COORDINATOR/DL

COACHING EXPERIENCE: 38th Season

NFL EXPERIENCE: 17th Season

VIKINGS EXPERIENCE: 9th Season



ADAM ZIMMER

CO-DEFENSIVE COORDINATOR/LB

COACHING EXPERIENCE: 15th Season

NFL EXPERIENCE: 15th Season

VIKINGS EXPERIENCE: 7th Season



GARY KUBIAK

OFFENSIVE COORDINATOR

COACHING EXPERIENCE: 29th Season

NFL EXPERIENCE: 36th Season

VIKINGS EXPERIENCE: 2nd Season



MARWAN MAALOUF

SPECIAL TEAMS COORDINATOR

COACHING EXPERIENCE: 21st Season

NFL EXPERIENCE: 16th Season

VIKINGS EXPERIENCE: 2nd Season

ASSISTANT COACHES

IMARJAYE ALBURY*

Def. Quality Control/Assistant Defensive Line

ROY ANDERSON*

Assistant Defensive Backs

DOM CAPERS*

Senior Defensive Assistant

RICK DENNISON

Offensive Line Coach/ Run Game Coordinator

RYAN FICKEN*

Assistant Special Teams

ANDREW JANOCKO

Wide Receivers

CHRISTIAN JONES*

Offensive Quality Control

DARONTE JONES

Defensive Backs

GARY KUBIAK*

Offensive Coordinator/Asst. Head Coach

KLINT KUBIAK

Quarterbacks

BRIAN PARIANI

Tight Ends

AC PATTERSON

Offensive Quality Control

ANDRE PATTERSON

Co-Defensive Coordinator/Defensive Line

KENNEDY POLAMALU

Running Backs

NICK RALLIS*

Defensive Quality Control/Assistant Linebackers

PHIL RAUSCHER*

Assistant Offensive Line

ADAM ZIMMER

Co-Defensive Coordinator/Linebackers

**In coaching booth during games*



HEAD COACH SEAN PAYTON

NFL HEAD COACH: 15th Year **REGULAR SEASON:** 141-81 (.635)
OVERALL NFL EXPERIENCE: 24th Year **POSTSEASON:** 8-7 (.533)
COACHING EXPERIENCE: 33rd Year **RECORD WITH NO:** 141-81 (.635)

SEAN PAYTON SUMMARY

2006	New Orleans Saints	Head Coach
2003-05	Dallas Cowboys	Asst. Head Coach/QBs Coach
1999-2002	New York Giants	Offensive Coordinator
1997-98	Philadelphia Eagles	Quarterbacks Coach
1996	Illinois	Quarterbacks Coach
1994-95	Miami (Ohio)	Offensive Coordinator
1992-93	San Diego State	Running Backs Coach
1990-91	Indiana State	RBs/WRs Coach
1988-89	San Diego State	Offensive Assistant



VIKINGS-SAINTS 2020 LEADERS

VIKINGS

Category	Player	Total	NFC Rank	NFL Rank
Scoring (No Ks)	Cook	102	1	1t
Passing Yds.	Cousins	3,569	8	13
Passing TDs	Cousins	29	4	7t
Passer Rating	Cousins	102.4	4	8
Completion Pct.	Cousins	67.6	8	13
Rushing Att.	Cook	297	1	2
Rushing Yds.	Cook	1,484	1	2
Rushing TDs	Cook	15	1	1t
Receptions	#Jefferson	73	13	21
Receiving Yds.	#Jefferson	1,182	5	8
Receiving TDs	Thielen	13	2	3
Interceptions	Smith	4	1t	4t
Tackles*	Kendricks	107	6t	12t
Forced Fumbles	8 tied	1	35t	70t
Opp. FR	Wilson	2	1t	3t
Sacks	Odenigbo	3.5	47t	82t
FGs Made	Bailey	14	14	28
FG Pct.	Bailey	70.0	15	27
Net Punting Avg.	Colquitt	36.1	15	28
Punt Ret. Avg.	#Osborn	21.6	DNQ	
KO Ret. Avg.	#Osborn	21.6	DNQ	

*League Stats #Rookie

SAINTS

Category	Player	Total	NFC Rank	NFL Rank
Scoring	Kamara	90	2	4
Passing Yds.	Brees	2,430	13	24
Passing TDs	Brees	21	8	17t
Passer Rating	Brees	107.4	2	5
Completion Pct.	Brees	70.5	1	1
Rushing Att.	Kamara	165	8	16t
Rushing Yds.	Kamara	777	8	17
Rushing TDs	Kamara	10	4	6t
Receptions	Kamara	80	9t	14t
Receiving Yds.	Kamara	739	19	32
Receiving TDs	Cook	6	10t	21t
Interceptions	Jenkins/Williams	3	6t	12t
Tackles*	Davis	106	8	14t
Forced Fum.	Granderson	2	18t	25t
Opp. FR	3 tied	2	1t	3t
Sacks	Hendrickson	12.5	1t	1t
FGs Made	Lutz	20	8t	18t
FG Pct.	Lutz	80.0	9	21
Net Punting Avg.	Morstead	41.9	4	11
Punt Ret. Avg.	Harris	12.2	DNQ	
KO Ret. Avg.	Harris	27.3	DNQ	

VIKINGS-SAINTS CONNECTIONS

LOCAL CONNECTIONS

- Vikings WR Justin Jefferson (St. Rose), CB Cameron Dantzler (Hammond) and Irv Smith, Jr. (New Orleans) are from Louisiana.

VIKINGS-SAINTS CONNECTIONS

- Saints RB Latavius Murray (2017-18) and C/G Nick Easton (2016-17) are former Vikings.
- New Orleans DE Cameron Jordan is the son of Vikings Ring of Honor TE Steve Jordan.
- Minnesota Co-Defensive Coordinator/Linebackers Coach Adam Zimmer was an assistant with the Saints from 2006-09, working for New Orleans Head Coach Sean Payton. Vikings Senior Defensive Assistant Dom Capers coached Saints defensive backs from 1986-91.

PROFESSIONAL CONNECTIONS

- Payton (2003-05) overlapped in Dallas with Vikings Head Coach Mike Zimmer. Saints Assistant Head Coach/Tight Ends Dan Campbell (2003-05) and secondary coach Aaron Glenn (2005-06) were on the Cowboys roster for parts of their careers. Campbell overlapped as a coach with Vikings Special Teams Coordinator Marwan Maalouf while they were Dolphins assistants.
- Glenn played for Capers with the Texans and overlapped with Vikings running backs coach Kennedy Polamalu while with the Jaguars.
- Maalouf and Vikings defensive backs coach Daronte Jones worked with Saints Special Teams Coordinator Darren Rizzi and assistant special teams coach Phil Galiano at the Dolphins.
- Minnesota Offensive Coordinator Gary Kubiak, Offensive Line Coach/Run Game Coordinator Rick Dennison, tight ends coach Brian Pariani, assistant offensive line coach Phil Raucher, quarterbacks coach Clint Kubiak and P Britton Colquitt overlapped in Denver with New Orleans receiver Emmanuel Sanders.
- Gary Kubiak, Dennison and Pariani were with Houston during New Orleans DB D.J. Swearinger's early NFL years with Houston. Swearinger later teamed with Minnesota QB Kirk Cousins in Washington, where Raucher was an assistant.
- Gary Kubiak, Dennison and Pariani were in Baltimore with New Orleans T James Hurst in 2014.
- Colquitt teamed with Saints LB Demario Davis while with the Browns in 2016.
- Vikings RB Ameer Abdullah, Saints RB Dwayne Washington, FB Michael Burton and DB Johnson Bademosi [IR] are former Lions. New Orleans quarterback coach Joe Lombardi overlapped with Abdullah in Detroit.
- Minnesota receivers coach Andrew Janocko worked with Galiano in Tampa Bay from 2012-13 (and at Rutgers in 2011).

COLLEGE CONNECTIONS

- Saints secondary coach Aaron Glenn (1992-93) and Defensive Coordinator Dennis Allen (1992-95) played at Texas A&M when Vikings Offensive Coordinator Gary Kubiak was starting his coaching career with the Aggies.
- Vikings Special Teams Coordinator Marwan Maalouf worked at Rutgers with Saints Special Teams Coordinator Darren Rizzi and assistant special teams coach Phil Galiano.
- Minnesota C Garrett Bradbury overlapped at N.C. State with New Orleans defensive line coach Ryan Nielsen, who had previously worked with Vikings running backs coach Kennedy Polamalu at Southern California.
- Vikings QB Kirk Cousins' career at Michigan State occurred within Saints offensive line coach Dan Roushar's time with the Spartans. Cousins teamed with New Orleans WR Bennie Fowler [IR] for two seasons.
- Minnesota LB Ryan Connely played with New Orleans OLB Zack Baun and T Ryan Ramczyk at Wisconsin.
- Vikings CB Cameron Dantzler and Saints DB J.T. Gray teamed at Mississippi State.
- Minnesota RB Dalvin Cook and New Orleans OL Derrick Kelly were teammates for two seasons at Florida State. Saints DB P.J. Williams teamed with Cook for the Seminoles in 2014.
- Vikings DE Jalyn Holmes teamed with Saints CB Marshon Lattimore and WR Michael Thomas [IR] at Ohio State.
- Minnesota WR Chad Beebe and New Orleans WR Tommy Lee Lewis were teammates for three seasons at Northern Illinois.
- Vikings S Josh Metellus and Saints C/G Cesar Ruiz are first-year players out of Michigan.
- Minnesota LB Troy Dye and New Orleans WR Juwan Johnson played together at Oregon in 2019. Johnson previously teamed with Vikings WR Dan Chisena and Saints P Blake Gillikin [IR] at Penn State.
- Vikings LB Hardy Nickerson's lone season at Illinois overlapped with Saints DB Justin Hardee.
- Minnesota CB Kris Boyd [IR] teamed with WR Lil'Jordan Humphrey and DL Malcolm Roach at Texas.
- Vikings DE Danielle Hunter [IR] and Saints OLB Kwon Alexander teamed for three seasons at LSU.
- Minnesota CB Mike Hughes [IR] and New Orleans WR Tre'Quan Smith went undefeated at UCF in 2017.
- Vikings wide receivers coach Andrew Janocko and New Orleans FB Michael Burton overlapped at Rutgers.

VIKINGS-SAINTS 2020 REGULAR SEASON COMPARISON

OFFENSE	MIN (RK)	NO (RK)	Diff
Yards / Game	387.1 (5)	363.8 (16)	-23.3
Yards / Play	6.10 (5)	5.61 (17)	-0.49
Rushing Yards / Game	147.7 (5)	131.8 (7)	-15.9
Rushing Yards / Play	4.92 (4)	4.40 (13)	-0.52
Passing Yards / Game	239.4 (18)	232.0 (21)	-7.4
Passing Yards / Play	7.71 (4)	7.03 (15)	-0.68
Interception Rate	2.99% (28)	1.30% (5)	1.69%
Sacks / Pass Attempt	7.82% (23)	5.84% (13)	1.98%
First Downs / Game	23.4 (6)	22.2 (14)	-1.2
Punt Return Avg	3.5 (32)	10.3 (8)	-6.8
Kickoff Return Avg	21.2 (19)	25.4 (6)	-4.2
Field Goals Made	70.0% (30)	80.0% (21)	-10.00%
3rd Down Pct	42.14% (16)	44.32% (9)	-2.18%
4th Down Pct	52.63% (21)	64.29% (9)	-11.66%
Red Zone Pct	70.83% (5)	69.64% (7)	-1.19%
Goal to Go%	75.0% (17)	83.33% (3)	-8.33%
Avg Possession Time	29:52 (19)	31:25 (9)	
Points / Game	25.7 (14)	28.4 (9)	-2.7

DEFENSE	MIN (RK)	NO (RK)	Diff
Yards / Game	378.0 (22)	306.4 (3)	-71.6
Yards / Play	5.82 (25)	4.92 (3)	-0.9
Rushing Yards / Game	125.6 (23)	95.6 (4)	-30
Rushing Yards / Play	4.34 (14)	3.79 (2)	-0.55
Passing Yards / Game	252.4 (24)	210.9 (5)	-41.5
Passing Yards / Play	7.33 (27)	6.16 (5)	-1.17
Interception Rate	2.49% (10)	2.71% (7)	-0.22%
Sacks / Pass Attempt	4.56% (27)	8.35% (6)	-3.79%
First Downs / Game	22.1 (18)	19.9 (5)	-2.2
Punt Return Avg	9.7 (25)	2.0 (2)	-7.7
Kickoff Return Avg	23.2 (19)	17.0 (2)	-6.2
3rd Down Pct	37.95% (9)	39.68% (11)	-1.73%
4th Down Pct	68.18% (29)	54.17% (14)	-14.01%
Red Zone Pct	53.06% (4)	68.29% (29)	-15.23%
Goal to Go%	57.58% (1)	77.27% (18)	-19.69%
Points / Game	27.7 (25)	21.2 (6)	-6.5

VIKINGS - SAINTS GAME INFORMATION

VIKINGS-SAINTS SERIES

VIKINGS VS. SAINTS ALL-TIME

Won 23, Lost 12, Tie 0; Home 14-3, Away 9-8

YEAR	SITE	RESULT	YEAR	SITE	RESULT
VIKINGS VS. SAINTS ALL-TIME					
1968	New Orleans	New Orleans 20-17	2000	Minnesota*	Minnesota 34-16
1970	Minnesota	Minnesota 26-0	2001	New Orleans	New Orleans 28-15
1971	New Orleans	Minnesota 23-10	2002	New Orleans	Minnesota 32-31
1972	Minnesota	Minnesota 37-6	2004	New Orleans	Minnesota 38-31
1974	Minnesota	Minnesota 29-9	2005	Minnesota	Minnesota 33-16
1975	New Orleans	Minnesota 20-7	2008	New Orleans	Minnesota 30-27
1976	New Orleans	Minnesota 40-9	2009	New Orleans	New Orleans 31-28 (OT)
1978	New Orleans	New Orleans 31-24	2010	New Orleans	New Orleans 14-9
1980	New Orleans	Minnesota 23-20	2011	Minnesota	New Orleans 42-20
1981	Minnesota	Minnesota 20-10	2014	New Orleans	New Orleans 20-9
1983	New Orleans	New Orleans 17-16	2017	Minnesota	Minnesota 29-19
1985	Minnesota	New Orleans 30-23		Minnesota*	Minnesota 29-24
1986	Minnesota	Minnesota 33-17	2018	Minnesota	New Orleans 30-20
1987	New Orleans#	Minnesota 44-10	2019	New Orleans#	Minnesota 26-20 (OT)
1988	Minnesota	Minnesota 45-3			
1990	Minnesota	Minnesota 32-3		#NFC Wild Card Game	
1991	New Orleans	New Orleans 26-0		*NFC Divisional Playoff Game	
1993	Minnesota	New Orleans 17-14		6NFC Championship Game	
1994	Minnesota	Minnesota 21-20			
1995	Minnesota	Minnesota 43-24			
1998	Minnesota	Minnesota 31-24			

VIKINGS-SAINTS SERIES BY THE NUMBERS

Record vs. Saints	Vikings 23-12	Most Points, Vikings	45 (1988)
Last regular season game	Saints 30, Vikings 20 (2018)	Most Points, Saints	42 (2011)
Vikings largest winning margin	Vikings 45, Saints 3 (1988)	Most Points, both teams	69; Vikings 38, Saints 31 (2004)
Saints largest winning margin	Saints 26, Vikings 0 (1991)	Fewest Points, Vikings	0 (1991)
Current series streak	Vikings 1	Fewest Points, Saints	0 (1970)
Vikings longest win streak	6 (1970-1978)	Fewest Points, both teams	23; Saints 14, Vikings 9 (2010)
Saints longest win streak	4 (2009-14)		

VIKINGS - SAINTS GAME INFORMATION

TOP PERFORMERS VS. SAINTS

DALVIN COOK

Two games (two starts), 50 rushes, 221 rushing yards, two rushing touchdowns, six receptions, 46 receiving yards

KIRK COUSINS

Four games (five starts), 92-of-129 passing (71.3 completion percentage), 1,247 passing yards, 10 passing touchdowns, one interception, 124.4 passer rating, seven rushes, 13 rushing yards

HARRISON SMITH

Four games (four starts), 20 tackles (league stats), 1.0 sack, one interception, five passes defended

ADAM THIELEN

Five games (three starts), 29 receptions, 463 receiving yards, one receiving touchdown, one rush, 15 rushing yards

VIKINGS-SAINTS SERIES NOTES

- The two franchises have met five times in the postseason with Minnesota holding a 4-1 edge.
- This will be the fifth meeting between the teams in the last four seasons, three times in the regular season and twice in the playoffs.
- The Vikings and Saints have had two overtime games in the series history, both of which came in the postseason - the 2009 NFC Championship Game (Saints win) and a 2019 NFC Wild Card Game (Vikings win).

VIKINGS BIG DAYS VS. SAINTS

- QB **Kirk Cousins** registered a perfect 158.3 passer rating vs. New Orleans (11/15/15) as a member of the Washington Football Team. Cousins threw for 324 yards, a career-high-tying 4 TDs and 0 INTs on 20-of-25 passing in a 47-14 win. In his 2nd career outing against the Saints, Cousins threw for 322 yards, 3 TDs and 0 INTs on 20-of-32 passing at New Orleans (11/19/17), a 34-31 loss.
- In last season's Wild Card matchup, Cousins finished 19-of-31 passing for 242 yards and one touchdown, a game-winning throw to TE Kyle Rudolph in overtime.
- S **Harrison Smith** picked off Drew Brees vs. New Orleans (10/28/18) and tied his career high with three passes defended at New Orleans (9/21/14). Smith totaled eight tackles in the contest. In 2017's Divisional Round matchup, Smith recorded his lone career postseason sack.
- WR **Adam Thielen** totaled 157 yards on 9 receptions vs. New Orleans (9/11/17), and 103 yards and one touchdown on seven receptions (10/28/18). Thielen brought in seven passes for 129 yards, including a 43-yard reception in overtime that set up the game-winning touchdown (1/5/20).
- RB **Dalvin Cook** made his NFL debut vs. New Orleans (9/11/17), running for 127 yards on 22 carries in a *Monday Night Football* contest, a 29-19 Vikings win. Cook had two touchdowns and a total of 130 yards from scrimmage (94 rushing, 36 receiving) in last year's Wild Card game at New Orleans.



KIRK COUSINS NOTES



QB KIRK COUSINS

HEIGHT/WEIGHT: 6-3/202
COLLEGE: Michigan State
NFL SEASON: 9
VIKINGS SEASON: 3

Cousins, who finished with a career-best 107.4 passer rating last season, posted a passer rating above 100.0 for the fourth straight game in Week 12, tying a franchise record for consecutive games with a rating above 100.0 (minimum 20 attempts) in a season. He completed 34 of 45 passes for 307 yards, three touchdowns and a passer rating of 115.7 as he led the Vikings to a fourth-quarter comeback victory over Carolina. His 16 career games with 300-plus passing yards, three-plus touchdowns and 115.0 or better passer rating are the most in the first nine seasons of a quarterback's career in NFL history.

2018-20 PASSER RATING, DEEP ATTEMPTS
(20+ AIR YARDS - Min. 50 DEEP ATTEMPTS)*

Player, Team	Passer rating
Drew Brees, New Orleans	124.8
Aaron Rodgers, Green Bay	119.0
Kirk Cousins, Minnesota	118.1

2018-20 PASSING TOUCHDOWNS, DEEP ATTEMPTS
(20+ AIR YARDS)*

Player, Team	Passing touchdowns
Russell Wilson, Seattle	37
Patrick Mahomes, Kansas City	36
Aaron Rodgers, Green Bay	30
Kirk Cousins, Minnesota	27

2018-20 NFL PASSING TOUCHDOWNS

Player, Team	Passing touchdowns
Patrick Mahomes, Kansas City	112
Russell Wilson, Seattle	103
Aaron Rodgers, Green Bay	91
Kirk Cousins, Minnesota	85
Tom Brady, New England/Tampa Bay	85
Matt Ryan, Atlanta	83
Drew Brees, New Orleans	80
Deshawn Watson, Houston	79

NFL COMPLETIONS SINCE 2015

Player, Team	Completions
Matt Ryan, Atlanta	2,303
Philip Rivers, San Diego/LA Chargers/Indianapolis	2,214
Tom Brady, New England/Tampa Bay	2,179
Drew Brees, New Orleans	2,164
Kirk Cousins, Washington/Minnesota	2,158



NFL PASSING YARDS SINCE 2015

Player, Team	Yards
Matt Ryan, Atlanta	27,063
Philip Rivers, San Diego/LA Chargers/Indianapolis	26,351
Tom Brady, New England/Tampa Bay	25,119
Kirk Cousins, Washington/Minnesota	24,646
Drew Brees, New Orleans	23,813
Russell Wilson, Seattle	23,590

NFL 300+ YARD GAMES SINCE 2015

Player, Team	Games
Matt Ryan, Atlanta	38
Drew Brees, New Orleans	36
Philip Rivers, San Diego/LA Chargers/Indianapolis	36
Tom Brady, New England/Tampa Bay	33
Kirk Cousins, Washington/Minnesota	32

NFL 100+ PASSER RATING GAMES SINCE 2015

Player, Team	Games
Drew Brees, New Orleans	52
Russell Wilson, Seattle	50
Kirk Cousins, Washington/Minnesota	46
Tom Brady, New England/Tampa Bay	46
Matt Ryan, Atlanta	44
Philip Rivers, San Diego/LA Chargers/Indianapolis	44

VIKINGS PASSER RATING IN A SEASON

Player, Year	Passer rating
Daunte Culpepper, 2004	110.9
Kirk Cousins, 2019	107.4
Brett Favre, 2009	107.2

*According to NextGen Stats

BY THE
NUMBERS

3

Since the Vikings bye in Week 7, Kirk Cousins is third in the league with a passer rating of 111.9 and his 18 touchdowns also rank third in the NFL.

124.3

Cousins led the NFL in the month of November with a passer rating of 124.3 through five games and was the only NFC quarterback to lead his team to four wins in the month.

KYLE RUDOLPH NOTES



TE KYLE RUDOLPH

HEIGHT/WEIGHT: 6-6/265**COLLEGE:** Notre Dame**NFL SEASON:** 10**VIKINGS SEASON:** 10

Rudolph is in his 10th season in 2020 as the longest-tenured Viking on the offensive side of the ball and one of the top TEs in franchise history. The veteran is fifth on the Vikings all-time receptions list and started 93 consecutive games, the longest active streak among all TEs in the NFL and the 20th-longest consecutive starts streak by a Vikings player at any position, before missing Week 14 with an injury.

MOST GAMES WITH A SINGLE FRANCHISE AMONG ACTIVE TIGHT ENDS

Player, Team	Games Played
Jason Witten, Dallas	255
Mercedes Lewis, Jacksonville	170
Kyle Rudolph, Minnesota*	140
Greg Olsen, Carolina	126
Rob Gronkowski, New England	115

*Kyle Rudolph is the only player still with the same franchise.

RECEIVING TDs FROM 2016-20 AMONG ALL NFL TEs

Player, Team	TDs
Travis Kelce, Kansas City	37
Zach Ertz, Philadelphia	27
Jimmy Graham, Seattle/Green Bay/Chicago	27
Kyle Rudolph, Minnesota	26
Cameron Brate, Tampa Bay	26

VIKINGS CAREER RECEPTIONS

Player, Years	Receptions
Cris Carter, 1990-2001	1,004
Randy Moss, 1998-2004, 2010	587
Steve Jordan, 1982-94	498
Anthony Carter, 1985-93	478
Kyle Rudolph, 2011-	453
Jake Reed, 1991-2001	413
Ahmad Rashad, 1976-82	400

VIKINGS CAREER RECEIVING YARDS AMONG TEs

Player, Years	Yards
Steve Jordan, 1982-94	6,307
Kyle Rudolph, 2011-	4,488

VIKINGS CAREER TD RECEPTIONS

Player	TDs
Cris Carter, WR	110
Randy Moss, WR	92
Anthony Carter, WR	52
Sammy White, WR	50
Kyle Rudolph, TE	48
Adam Thielen, WR	38



From his End Zone project and holiday-themed Halloween, Thanksgiving and Christmas parties at U of M Masonic Children's Hospital to football camps for kids and countless other charities, Kyle Rudolph has stood tall as the Vikings Community Man of the Year for three consecutive seasons (2017-19).

VIKINGS SINGLE-SEASON TD RECEPTIONS BY TEs

Player	TDs
Visanthe Shiancoe, 2009	11
Kyle Rudolph, 2012	9
Joe Senser, 1981	8
Kyle Rudolph, 2017	8
Kyle Rudolph, 2016	7
Visanthe Shiancoe, 2008	7
Joe Senser, 1980	7

VIKINGS SEASON RECEPTIONS BY TEs

Player	Receptions
Kyle Rudolph, 2016	83
Joe Senser, 1981	79
Jermaine Wiggins, 2004	71
Jermaine Wiggins, 2005	69
Steve Jordan, 1985	68
Kyle Rudolph, 2018	64

VIKINGS SINGLE-GAME RECEPTIONS BY TEs

Player, Game	Rec
Kyle Rudolph, vs. Chicago, 1/1/17	11
Joe Senser, vs. Green Bay, 11/29/81	11
Joe Senser, vs. NY Jets, 12/26/82	10
Jim Kleinsasser, at St. Louis, 11/30/03	10
Jermaine Wiggins, at Chicago, 10/16/05	10
Kyle Rudolph, at Detroit, 12/23/18	9
Kyle Rudolph, at Detroit, 11/24/16	9
Kyle Rudolph, vs. Carolina, 10/13/13	9
Andrew Glover, vs. New Orleans, 11/8/88	9

VIKINGS SINGLE-GAME RECEIVING YARDS BY TEs

Player, Game	Yards
Steve Jordan, at Washington, 11/2/86	179
Visanthe Shiancoe, vs. Atlanta, 12/21/08	136
Gordon Smith, at San Francisco, 11/26/61	123
Kyle Rudolph, at Detroit, 12/23/18	122
Kyle Rudolph, vs. Chicago, 1/1/17	117
Joe Senser, vs. NY Jets, 12/26/82	115
Steve Jordan, vs. Green Bay, 9/28/86	112
Kyle Rudolph, vs. Green Bay, 11/22/15	106

DALVIN COOK NOTES



RB DALVIN COOK

HEIGHT/WEIGHT: 5-10/210
COLLEGE: Florida State
NFL SEASON: 4
VIKINGS SEASON: 4

Coming off a career year in 2019, rushing for 1,135 yards and 13 touchdowns, Cook signed an extension with the team the day before the Week 1 matchup with Green Bay. In November, Cook led the NFL with 641 rushing yards on 127 attempts and an average of 128.2 rushing yards per game through five contests en route to being named NFC Offensive Player of the Month. In Week 15, Cook became the third Viking in team history to rush for over 1,400 yards in a season and passed Adrian Peterson's 2009 season total (1,383) to move into fifth place in franchise history with 1,484 rushing yards. Peterson (2008, 2012, 2015) and Robert Smith (2000) are the only other Vikings to tally 1,400 rushing yards or more in a season.

2019-20 NFL RUSHING TOUCHDOWNS

Player, Team	Rushing touchdowns
Derrick Henry, Tennessee	31
Dalvin Cook, Minnesota	28
Aaron Jones, Green Bay	24
Todd Gurley, Los Angeles Rams/Atlanta	21
Christian McCaffrey, Carolina	20

2019-20 NFL RUSHING YARDS

Player, Team	Rushing yards
Derrick Henry, Tennessee	3,219
Dalvin Cook, Minnesota	2,619
Nick Chubb, Cleveland	2,425
Ezekiel Elliott, Dallas	2,189
Josh Jacobs, Oakland/Las Vegas	2,057

2019-20 NFL RUSHING YARDS PER GAME

Player, Team	Rushing yards/Game
Derrick Henry, Tennessee	111.0
Dalvin Cook, Minnesota	97.0
Nick Chubb, Cleveland	93.3
Christian McCaffrey, Carolina	84.8
Josh Jacobs, Oakland/Las Vegas Raiders	79.1
James Robinson, Jacksonville	76.4

2019-20 NFL SCRIMMAGE YARDS

Player, Team	Scrimmage yards (rush, rec.)
Derrick Henry, Tennessee	3,539 (3,219, 320)
Dalvin Cook, Minnesota	3,487 (2,619, 868)
Ezekiel Elliott, Dallas	2,894 (2,189, 705)
Alvin Kamara, New Orleans	2,846 (1,574, 1,272)
Aaron Jones, Green Bay	2,824 (2,052, 772)



With the help and support from Dalvin Cook, the Minnesota Vikings Foundation, in partnership with Xcel Energy, introduced Vikings Table, a custom-built food truck with the mission of serving healthy meals and nutritional education to youth across the Minneapolis-St. Paul community.

VIKINGS RUSHING YARDS IN A SEASON

Player, Season	Rushing yards
Adrian Peterson, 2012	2,097
Adrian Peterson, 2008	1,760
Robert Smith, 2000	1,521
Adrian Peterson, 2015	1,485
Dalvin Cook, 2020	1,484
Adrian Peterson, 2009	1,383

VIKINGS MOST CAREER 100-YARD RUSHING GAMES

Player, Seasons	Games
Adrian Peterson, 2007-16	49
Robert Smith, 1993-2000	29
Chuck Foreman, 1973-79	17
Dalvin Cook, 2017-Present	15
Michael Bennett, 2001-05	9
Bill Brown, 1962-74	8

VIKINGS RUSHING TOUCHDOWNS IN A SEASON

Player, Season	Rushing touchdowns
Adrian Peterson, 2009	18
Dalvin Cook, 2020	15
Dalvin Cook, 2019	13
Terry Allen, 1992	13
Chuck Foreman, 1976	13
Chuck Foreman, 1975	13

VIKINGS RUSHING TOUCHDOWNS (THROUGH WEEK 16)

Player, Season (Games Played)	Rushing touchdowns
Adrian Peterson, 2009 (15)	17
Dalvin Cook, 2020 (13)*	15
Dalvin Cook, 2019 (14)	13
Chuck Foreman, 1976 (14)	13
Chuck Foreman, 1975 (14)	13
*Through Week 15	

1

Entering Week 16, Dalvin Cook leads the NFL with 1,833 scrimmage yards and is tied for first with 15 rushing touchdowns. His 1,484 rushing yards and 114.2 rushing yards per game rank second in the league behind only Tennessee's Derrick Henry (119.9).

641

Cook's 641 yards were the seventh-most rushing yards recorded in the month of November in NFL history, and the total set a team record for the month of November. His 128.2 rushing yards per game and 166.4 scrimmage yards per game also ranked third in Vikings history for the month.

ADAM THIELEN NOTES



WR ADAM THIELEN

HEIGHT/WEIGHT: 6-2/200
COLLEGE: Minnesota State
NFL SEASON: 7
VIKINGS SEASON: 7

Thielen tied Hall of Famer Randy Moss (2004) and Cris Carter (1997, 1999) for the fifth-most receiving touchdowns in a season in team history with one score against the Bears in Week 15. Overall, his 13 receiving touchdowns rank third in the NFL this season. Thielen's four games with two touchdowns in 2020 also rank tied for the third-most in a season in franchise history, behind only Carter (seven in 1995) and Moss (five in 2003).

2020 NFL RECEIVING TOUCHDOWNS

Player, Team	Receiving touchdowns
Tyreek Hill, Kansas City	15
Davante Adams, Green Bay	14
Adam Thielen, Minnesota	13
Mike Evans, Tampa Bay	11

2017-20 NFL RECEPTIONS, WIDE RECEIVERS

Player, Team	Receptions
Michael Thomas, New Orleans	418
DeAndre Hopkins, Houston/Arizona	418
Keenan Allen, Los Angeles Chargers	403
Davante Adams, Green Bay	366
Julio Jones, Atlanta	351
Jarvis Landry, Miami/Cleveland	343
Stefon Diggs, Minnesota/Buffalo	340
Robert Woods, Los Angeles Rams	314
Tyreek Hill, Kansas City	303
Larry Fitzgerald, Arizona	301
Adam Thielen, Minnesota	296

2017-20 NFL LEADING RECEIVERS ON THIRD DOWN

Player, Season	Receptions
Keenan Allen, Los Angeles Chargers	118
Michael Thomas, New Orleans	99
DeAndre Hopkins, Houston/Arizona	99
Julio Jones, Atlanta	92
Cooper Kupp, Los Angeles Rams	90
Adam Thielen, Minnesota	89

2017-20 NFL RECEIVING YARDS, WIDE RECEIVERS

Player, Team	Receiving yards
DeAndre Hopkins, Houston/Arizona	5,439
Julio Jones, Atlanta	5,286
Michael Thomas, New Orleans	4,813
Keenan Allen, Los Angeles Chargers	4,780
Tyreek Hill, Kansas City	4,733
Mike Evans, Tampa Bay	4,461
Davante Adams, Green Bay	4,454
Stefon Diggs, Minnesota/Buffalo	4,314
Robert Woods, Los Angeles Rams	3,986
Jarvis Landry, Miami/Cleveland	3,926
Adam Thielen, Minnesota	3,838



In September of 2018, Adam and his wife Caitlin announced the launch of The Thielen Foundation, which aims to create programs that serve, educate and inspire individuals so they're equipped and empowered to reach their full potential.

2017-20 NFL MOST 100+ YARDS RECEIVING GAMES

Player, Team	100+ Yard Games
DeAndre Hopkins, Houston/Arizona	24
Julio Jones, Atlanta	23
Michael Thomas, New Orleans	18
Adam Thielen, Minnesota	17
Keenan Allen, Los Angeles Chargers	17
Davante Adams, Green Bay	17

MOST 100+ YARDS RECEIVING GAMES BY VIKINGS IN A SEASON

Player, Season	100+ Yard Games
Adam Thielen, 2018	9
Randy Moss, 2000	8
Randy Moss, 2003	8

VIKINGS CAREER 100+ YARD RECEIVING GAMES

Player	100+ Yard Games
Randy Moss	41
Cris Carter	40
Anthony Carter	22
Adam Thielen	20
Jake Reed	18

VIKINGS CAREER RECEIVING TOUCHDOWNS

Player	Receiving Touchdowns
Cris Carter	110
Randy Moss	92
Anthony Carter	52
Sammy White	50
Kyle Rudolph	48
Adam Thielen	38
Ahmad Rashad	34
Jake Reed	33

13 Adam Thielen is only the third player in franchise history with 13 or more receiving touchdowns in the first 14 games of a season, joining Cris Carter (1995) and Randy Moss (1998, 2000, 2003).

6 Recording his 13th receiving touchdown of 2020 in Week 15, and 38th of his career, Thielen ranks sixth in franchise history in career receiving scores. He broke a tie with Ahmad Rashad (34) with two scores against Dallas in Week 11.



JUSTIN JEFFERSON NOTES



WR JUSTIN JEFFERSON

HEIGHT/WEIGHT: 6-1/202
COLLEGE: LSU
NFL SEASON: R
VIKINGS SEASON: R

Jefferson continued his breakout campaign in Week 15, as he set the franchise rookie receptions record (73), breaking the previous mark of 69 set by Hall of Famer Randy Moss in 1998. With a 104-yard performance vs. Chicago, Jefferson became the fifth player in NFL history to record six 100-yard receiving games as a rookie and passed Harlon Hill (1,124 in 1954), Bill Brooks (1,131 in 1986), Terry Glenn (1,132 in 1996) and Michael Thomas (1,137 in 2016) for the seventh-most receiving yards by a rookie in NFL history. Entering Week 16, Jefferson leads all rookie receivers with 1,182 yards and the total ranks eighth in the league.

2020 RECEIVING YARDS PER ROUTE
(MINIMUM 200 ROUTES RAN)*

Player, Team	Receiving Yards/Route
Davante Adams, Green Bay	3.0
Corey Davis, Tennessee	3.0
Justin Jefferson, Minnesota	2.8

*According to NextGen Stats

2020 RECEIVING YARDS

Player, Team	Receiving Yards
DeAndre Hopkins, Arizona	1,324
Travis Kelce, Kansas City	1,318
Stefon Diggs, Buffalo	1,314
DK Metcalf, Seattle	1,223
Tyreek Hill, Kansas City	1,211
Calvin Ridley, Atlanta	1,192
Davante Adams, Green Bay	1,186
Justin Jefferson, Minnesota	1,182

2020 RECEIVING YARDS BY ROOKIES

Player, Team	Receiving Yards
Justin Jefferson, Minnesota	1,182
CeeDee Lamb, Dallas	827
Tee Higgins, Cincinnati	778
Brandon Aiyuk, San Francisco	733
Chase Claypool, Pittsburgh	664

ALL-TIME RECEIVING YARDS BY NFL ROOKIES

Player, Team, Season	Receiving Yards
Bill Groman, Houston, 1960	1,473
Anquan Boldin, Arizona, 2003	1,377
Randy Moss, Minnesota, 1998	1,313
Odell Beckham Jr., New York Giants, 2014	1,305
Billy Howton, Green Bay, 1952	1,231
Michael Clayton, Tampa Bay, 2004	1,193
Justin Jefferson, Minnesota, 2020^	1,182



Vikings rookie WR Justin Jefferson became the fifth rookie in the Super Bowl era to record 1,000 receiving yards in a season and only the sixth rookie to total 1,000 or more yards in the first 12 games of a season in NFL history in Week 13.

RECEIVING YARDS BY ROOKIES THROUGH FIRST 15 NFL GAMES

Player, Team, Season	Receiving Yards
Bill Groman, Houston, 1960	1,473
Anquan Boldin, Arizona, 2003	1,350
Randy Moss, Minnesota, 1998	1,281
Billy Howton, Green Bay, 1952	1,231
Justin Jefferson, Minnesota, 2020^	1,182

^Through first 14 games

MOST 100-YARD GAMES BY NFL ROOKIES

Player, Team, Season	100-Yard Games
Bill Groman, Houston, 1960	9
Odell Beckham Jr., New York Giants, 2014	7
Harlon Hill, Chicago, 1954	7
Justin Jefferson, 2020	6
Billy Howton, Green Bay, 1952	6

MOST RECEPTIONS BY VIKINGS ROOKIES

Player, Season	Receptions
Justin Jefferson, 2020	73
Randy Moss, 1998	69
Percy Harvin, 2009	60
Stefon Diggs, 2015	52

MOST RECEIVING YARDS BY VIKINGS ROOKIES

Player, Season	Receiving Yards
Randy Moss, 1998	1,313
Justin Jefferson, 2020	1,182
Sammy White, 1976	906
Paul Flatley, 1963	867
Percy Harvin, 2009	790

MOST 100-YARD GAMES BY VIKINGS ROOKIES

Player, Season	100-Yard Games
Justin Jefferson, 2020	6
Randy Moss, 1998	4
Sammy White, 1976	3
Hassan Jones, 1986	3

(Note: Anthony Carter played his first season with the Vikings in 1985, but played his first true season of professional football in the USFL. His stats do not count in the team's rookie records.)

BY THE
NUMBERS

16.2

Justin Jefferson ranks sixth in the NFL among qualified receivers entering Week 16 with an average of 16.2 yards per reception (1,182/73).

84.4

Jefferson's 84.4 receiving yards per game rank ninth in the league while his 21 receptions of 20 or more yards are tied for the most in the NFL.

HARRISON SMITH NOTES



S HARRISON SMITH

HEIGHT/WEIGHT: 6-2/214
COLLEGE: Notre Dame
NFL SEASON: 9
VIKINGS SEASON: 9

Smith, a five-time Pro Bowler, recorded his 27th career interception (fourth of the season) vs. Jacksonville in Week 13, which ranks seventh-most in franchise history. Against the Los Angeles Chargers in 2019, he tallied six tackles to move ahead of Antoine Winfield for third-most tackles by a Vikings defensive back all-time.

2020 NFL INTERCEPTIONS

Player, Team	Interceptions
Xavier Howard, Miami	9
J.C. Jackson, New England	7
Tyrann Mathieu, Kansas City	6
Harrison Smith, Minnesota	4
Quandre Diggs, Seattle	4
Darius Williams, Los Angeles Rams	4
Carlton Davis, Tampa Bay	4
Justin Simmons, Denver	4
Kendall Fuller, Washington	4
Minkah Fitzpatrick, Miami/Pittsburgh	4
Kenny Moore, Indianapolis	4

VIKINGS CAREER INTERCEPTION RETURN TDs

Player, Seasons	Interceptions TDs
Harrison Smith, 2012-	4
Darren Sharper, 2005-08	3
Jimmy Hitchcock, 1998-99	3
Dewayne Washington, 1994-97	3
Audray McMillian, 1989-93	3
Joey Browner, 1983-91	3
Bobby Bryant, 1968-80	3
Ed Sharockman, 1962-72	3
Rip Hawkins, 1961-65	3

VIKINGS CAREER INTERCEPTION RETURNS OF 50+ YARDS

Player	50+ Returns
Harrison Smith, 2012-18	4 (56t, 81t, 52t, 52t)
Charlie West, 1968-73	3 (89, 54, 50)

SMITH'S INTERCEPTION RETURN TDs

Game	Play
vs. Arizona, 10/21/12	31t INT Return off John Skelton
vs. Chicago, 12/9/12	56t INT Return off Jay Cutler
at St. Louis, 9/7/14	81t INT Return off Austin Davis
vs. NY Giants, 12/27/15	35t INT Return off Eli Manning



Harrison Smith and other teammates joined 25 children from Children's Hospitals and Clinics of Minnesota for a holiday shopping event at DICK'S Sporting Goods hosted by the Mike Zimmer Foundation in 2019.

VIKINGS CAREER INTERCEPTIONS

Player, Seasons	Interceptions
Paul Krause, 1968-79	53
Bobby Bryant, 1968-80	51
Ed Sharockman, 1962-72	40
Joey Browner, 1983-91	37
Nate Wright, 1971-80	31
Carl Lee, 1983-93	29
Harrison Smith, 2012-	27
Orlando Thomas, 1995-2001	22
John Turner, 1978-83, '85, '87	22
Antoine Winfield, 2004-12	21

VIKINGS SEASON SACKS BY A DB

Player, Season, Position	Sacks
Robert Griffith, 1999, S	4.0
Mackensie Alexander, 2018, CB	4.0
Harrison Smith, 2018, S	3.0
Harrison Smith, 2014, S	3.0
Brian Williams, 2003, CB	3.0
Joey Browner, 1990, S	3.0
Tommy Hannon, 1979, S	3.0

VIKINGS CAREER SACKS BY A DB

Player, Seasons	Sacks
Harrison Smith, 2012-	13.5
Joey Browner, 1983-91	9.5

VIKINGS CAREER TACKLES BY A DB

Player, Years	Tackles
Tommy Hannon, 1977-84	1,056
Joey Browner, 1983-91	987
Harrison Smith, 2012-	850
Antoine Winfield, 2005-12	769
Robert Griffith, 1994-01	714
Carl Lee, 1983-93	702

BY THE
NUMBERS

27

Smith recorded his 27th career interception and team-leading fourth of 2020 in Week 13 vs. Jacksonville. Smith ranks seventh all-time on the Vikings career interceptions list.

13.5

Smith ranks second in the league for most sacks (13.5) by a defensive back since 2010 behind Jamal Adams (21.5).

ERIC KENDRICKS NOTES



LB ERIC KENDRICKS

HEIGHT/WEIGHT: 6-0/232
COLLEGE: UCLA
NFL SEASON: 6
VIKINGS SEASON: 6

Following the 2019 season, Eric Kendricks was named to his first Pro Bowl and earned Associated Press First-Team All-Pro honors, becoming the first Vikings linebacker to be named All-Pro since Chad Greenway (Second Team) in 2012. Entering Week 16, Kendricks ranks tied for 12 in the NFL in total tackles (107), and his six passes defended are tied for sixth-most among linebackers. Overall, Kendricks' three interceptions are tied for the most by an NFL linebacker this season.

2020 NFL INTERCEPTIONS BY LINEBACKERS

Player, Team	Interceptions
Eric Kendricks, Minnesota	3
Eric Wilson, Minnesota	3
Tyus Bowser, Baltimore	3
B.J. Goodson, Cleveland	2
Fred Warner, San Francisco	2
Joe Schobert, Jacksonville	2
Logan Wilson, Cincinnati	2
Jason Pierre-Paul, Tampa Bay	2
Deion Jones, Atlanta	2

NFL TOTAL TACKLES, 2015-2020 (LEAGUE STATS)

Player, Team	Total Tackles
Bobby Wagner, Seattle	837
Lavonte David, Tampa Bay	681
Demario Davis, Cleveland/New York Jets/New Orleans	650
Eric Kendricks, Minnesota	639
Blake Martinez, Green Bay/NY Giants	634
Luke Kuechly, Carolina	619
Landon Collins, New York Giants/Washington	586
K.J. Wright, Seattle	581
Tahir Whitehead, Detroit/Oakland/Carolina	574

2019-20 PASSES DEFENSED, NFL LINEBACKERS (LEAGUE STATS)

Player, Team	Pass. Def.
K.J. Wright, Seattle	19
Eric Kendricks, Minnesota	18
Jayon Brown, Tennessee	16
Demario Davis, New Orleans	16
T.J. Watt, Pittsburgh	15
Jaylon Smith, Dallas	14
Bobby Wagner, Seattle	14
Jamie Collins, New England/Detroit	13
Lavonte David, Tampa Bay	13
Nicholas Morrow, Oakland/Las Vegas	13



A key member of the Vikings Social Justice Committee since 2018, Eric Kendricks recently presented All Square, a professional development institute which helps formerly incarcerated individuals, with a \$250,000 grant from the committee. In recognition of his commitment to the community and service with All Square, the Hennepin County Juvenile Detention Center and Every Meal, in addition to his continued work on social justice initiatives, Kendricks was named the Vikings 2020 Walter Payton Man of the Year nominee.

VIKINGS LB CAREER TACKLES FOR LOSS (LEAGUE STATS SINCE 1999)

Player, Years	Total Tackles for Loss
E.J. Henderson, 2003-11	67
Chad Greenway, 2006-16	62
Eric Kendricks, 2015-Present	38
Anthony Barr, 2014-Present	36
Ed McDaniel, 1992-2001	29
Ben Leber, 2006-10	27
Erin Henderson, 2008-13	26
Kailee Wong, 1998-2001	16
Eric Wilson, 2017-Present	15
Dwayne Rudd, 1997-2000	14
Henri Crockett, 2002-03	12

BY THE NUMBERS

89

Since 2014, linebackers Anthony Barr, Eric Kendricks and Eric Wilson have combined for 89 tackles for loss, with all three ranking in the top 10 for career TFLs by Vikings linebackers.

600

With 12 tackles at Green Bay, Kendricks surpassed 600 career tackles to become the 24th player in the league since 1970 to record 600 or more tackles in 81 or fewer career games (according to Sports Reference).

ERIC WILSON NOTES



LB ERIC WILSON

HEIGHT/WEIGHT: 6-1/230

COLLEGE: Cincinnati

NFL SEASON: 4

VIKINGS SEASON: 4

Eric Wilson is having a breakout campaign as the Vikings everyday starter alongside Pro Bowler Eric Kendricks. Entering Week 16, the fourth-year pro is tied for 12th in the NFL with three interceptions and is the only player in the league with at least three sacks and three interceptions. His interception total also ranks tied for first among linebackers and his six passes defended are tied for sixth among other players at the position.

2020 NFL INTERCEPTIONS

Player, Team	Interceptions
Xavier Howard, Miami	9
J.C. Jackson, New England	8
Tyrann Mathieu, Kansas City	6
Harrison Smith, Minnesota	4
Quandre Diggs, Seattle	4
Darius Williams, Los Angeles Rams	4
Carlton Davis, Tampa Bay	4
Justin Simmons, Denver	4
Kendall Fuller, Washington	4
Minkah Fitzpatrick, Miami/Pittsburgh	4
Kenny Moore, Indianapolis	4
Eric Wilson, Minnesota	3
Eric Kendricks, Minnesota	3
21 other players also tied	3

2020 NFL INTERCEPTIONS BY LINEBACKERS

Player, Team	Interceptions
Eric Wilson, Minnesota	3
Eric Kendricks, Minnesota	3
Tyus Bowser, Baltimore	3
Six players tied	2

2020 NFL PLAYERS WITH MULTIPLE INTERCEPTIONS AND SACKS (MINIMUM 2 OF EACH)

Player, Team	Interceptions	Sacks
Eric Wilson, Minnesota	3	3.0
Tyus Bowser, Baltimore	3	2.0
Jason Pierre-Paul, Tampa Bay	2	9.5
Deion Jones, Atlanta	2	4.5
Mike Hilton, Pittsburgh	2	3.0
Malcolm Jenkins, New Orleans	2	2.0
Budda Baker, Arizona	2	2.0
Jordan Poyer, Buffalo	2	2.0
Jordan Whitehead, Tampa Bay	2	2.0
Marcus Maye, New York Jets	2	2.0



Eric Wilson is the first Vikings linebacker since Chad Greenway in 2013 to record at least three sacks and three interceptions in a single season. Wilson's three interceptions tie for the seventh-most by a Vikings linebacker in team history.

2020 NFL PASSES DEFENSED BY LINEBACKERS

Player, Team	Interceptions
Nicholas Morrow, Las Vegas	9
Jayon Brown, Tennessee	8
K.J. Wright, Seattle	8
Bobby Wagner, Seattle	8
T.J. Watt, Pittsburgh	7
Eric Kendricks, Minnesota	6
Eric Wilson, Minnesota	6
Jamie Collins, Detroit	6
Bobby Okereke, Indianapolis	6
Lavonte David, Tampa Bay	6
Deion Jones, Atlanta	6
B.J. Goodson, Cleveland	6
Kyle Van Noy, Miami	6

VIKINGS LB CAREER TACKLES FOR LOSS
(LEAGUE STATS SINCE 1999)

Player, Years	Total Tackles for Loss
E.J. Henderson, 2003-11	67
Chad Greenway, 2006-16	62
Eric Kendricks, 2015-Present	38
Anthony Barr, 2014-Present	36
Ed McDaniel, 1992-2001	29
Ben Leber, 2006-10	27
Erin Henderson, 2008-13	26
Kailee Wong, 1998-2001	16
Eric Wilson, 2017-Present	15
Dwayne Rudd, 1997-2000	14
Henri Crockett, 2002-03	12

1

Kendricks and Wilson are the first linebacker duo in the league to record at least three interceptions apiece since Baltimore's C.J. Mosley (four) and Zach Orr (three) did so in 2016.

2

Minnesota last had two linebackers with at least three interceptions each in a season in 1988 when Jesse Solomon notched four picks and David Howard recorded three. It's only the fourth time in team history (also in 1969 and 1961) two linebackers have had at least three interceptions each.

ANTHONY HARRIS NOTES



S ANTHONY HARRIS

HEIGHT/WEIGHT: 6-1/202
COLLEGE: Virginia
NFL SEASON: 6
VIKINGS SEASON: 6

Harris entered 2019 as the full-time starter alongside Harrison Smith for the first time in his career and went on to tie for the NFL lead in interceptions with six during the regular season. In the Vikings Wild Card victory over New Orleans, Harris picked off Saints QB Drew Brees in the second quarter and returned it 30 yards.

2018-2020 NFL INTERCEPTIONS

Player, Team	Interceptions
Xavien Howard, Miami	17
J.C. Jackson, New England	16
Tyrann Mathieu, Houston/Kansas City	12
Tre'Davious White, Buffalo	11
Kyle Fuller, Chicago	11
Minkah Fitzpatrick, Miami/Pittsburgh	11
Marcus Peters, LA Rams, Baltimore	11
Justin Simmons, Denver	11
Harrison Smith, Minnesota	10
Quandre Diggs, Detroit/Seattle	10
Kevin Byard, Tennessee	10
Domantae Kazee, Atlanta	10
Donte Jackson, Carolina	10
Janoris Jenkins, New York Giants/New Orleans	10
Anthony Harris, Minnesota	9
Five other players	9

HARRIS' MULTI-INTERCEPTION GAMES

Game	Interceptions
at Chicago, 11/18/18	2
vs. Atlanta, 9/8/19	2



A member of the Vikings Social Justice Committee, Harris addressed media members on social justice causes after Minnesota's August 28th practice at U.S. Bank Stadium.

2019 NFL SAFETY GRADE (PRO FOOTBALL FOCUS)

Player, Team	Overall Grade
Justin Simmons, Denver	90.8
Anthony Harris, Minnesota	90.5
Harrison Smith, Minnesota	89.8
Jamal Adams, New York Jets	88.1
Adrian Phillips, Los Angeles Chargers	87.4
Marcus Williams, New Orleans	87.3
Jimmie Ward, San Francisco	84.2
Derwin James, Los Angeles Chargers	82.5
Kareem Jackson, Denver	82.3

2019 NFL INTERCEPTIONS

Player, Team	Interceptions
Anthony Harris, Minnesota	6
Stephon Gilmore, New England	6
Tre'Davious White, Buffalo	6
Seven other players	5

SCHEDULE NOTES

WK 1
9/13/20



vs. Green Bay
54-62-3
(29-29) H

Minnesota will play the season opener at home for the fourth consecutive season, marking the first time in franchise history the Vikings have hosted the Packers to open the schedule. Minnesota is 6-1 in season-opening games during the Mike Zimmer era (2014-present) and is 4-0 in season openers since the 2016 season.

WK 2
9/20/20



at Indianapolis
7-17-1
(0-11) A

The Vikings look to break an 11-game road losing streak against the Colts franchise in Week 2, the only active team in the NFL that Minnesota has not defeated in a regular-season road game. The contest will be the Vikings fourth trip to play in Indianapolis after not playing the Colts on the road from 1969-2000.

WK 3
9/27/20



vs. Tennessee
9-4
(7-1) H

Minnesota meets Tennessee for the first time since Week 1 of the 2016 season, a 25-16 road win in which two current Vikings, Eric Kendricks and Danielle Hunter, scored the first defensive touchdowns of their careers. The contest will feature two top-10 rushers from the 2019 season, with the Titans Derrick Henry (1,540 rushing yards) and the Vikings Dalvin Cook (1,135 rushing yards).

WK 4
10/4/20



at Houston
4-0
(2-0) A

The Vikings travel to Houston in Week 4 for the team's third consecutive game against an AFC South opponent. Minnesota enters the contest a perfect 4-0 against Houston, the only active team in the NFL the Vikings are undefeated against. The Vikings have averaged 4.25 sacks per game against the Texans, more than any other active opponent in the NFL.

WK 5
10/11/20



at Seattle
5-12
(2-7) A

Week 5 marks the first time the Vikings will play the same non-divisional opponent for a regular-season road game in three consecutive years since traveling to Washington each season from 2010-12. The game will mark the Vikings 40th appearance on Sunday Night Football and the third consecutive season meeting with the Seahawks in a nationally-televised game (MNF, 2018-19).

WK 6
10/18/20



vs. Atlanta
20-11
(12-4) H

The Vikings welcome the Falcons to U.S. Bank Stadium for the second consecutive season, having defeated Atlanta 28-12 in the 2019 season opener. Minnesota is a perfect 4-0 against Atlanta under Head Coach Mike Zimmer, thanks to an average of two takeaways per game in those contests.

WK 8
11/1/20



at Green Bay
54-62-3
(25-33-3) A

Minnesota finishes its regular-season slate against Green Bay in Week 8, marking just the sixth time in franchise history the division rivals will meet twice in the first half of a regular season. The Vikings look for their first victory at Lambeau Field since their 16-0 win in Week 16 of the 2017 season.

WK 9
11/8/20



vs. Detroit
76-39-2
(41-16-1) H

Minnesota chases a third consecutive victory over Detroit at U.S. Bank Stadium after dropping the first two contests between the teams since the venue opened in 2016. In the Week 13 home victory over Detroit in 2019, Vikings DE Danielle Hunter became the youngest player (25 years and 40 days old) to eclipse 50 career sacks since sacks became an official stat in 1982.

SCHEDULE NOTES

WK 10
11/16/20



at Chicago
60-56-2
(23-33-2) A

Minnesota meets Chicago on *Monday Night Football* for the 15th time in franchise history, having split the series 7-7. A victory in Week 10 would give the Vikings a win at Soldier Field and on *Monday Night Football* for the first time since defeating the Bears, 20-17, in Week 5 of the 2017 season.

WK 11
11/22/20



vs. Dallas
15-16
(7-10) H

The Vikings play the Cowboys for the second consecutive season after defeating Dallas, 28-24, on *SNF* on Nov. 10, 2019. Minnesota last hosted Dallas in Week 13 of the 2016 season, a 17-15 Cowboys victory on *TNF*. Vikings Head Coach Mike Zimmer previously spent 13 seasons on the Cowboys coaching staff, serving as a DBs coach (1994-99) and defensive coordinator (2000-06).

WK 12
11/29/20



vs. Carolina
8-6
(6-3) H

Minnesota hosts Carolina for the first time since a 31-13 Vikings win played at the University of Minnesota during the 2014 season. The game saw Vikings WR Adam Thielen record his first NFL touchdown by blocking and returning a punt 30 yards for a score. Former Vikings and current Panthers QB Teddy Bridgewater is poised to make his first start at U.S. Bank Stadium since the 2016 preseason.

WK 13
12/6/20



vs. Jacksonville
5-1
(3-1) H

Minnesota and Jacksonville meet for their seventh regular-season matchup in Week 13. The Vikings seek their fifth consecutive victory over the Jaguars, and their first since a 25-16 win at Jacksonville in Week 14 of the 2016 season. Minnesota will complete a three-game home stand for the first time since 2014 at the University of Minnesota while U.S. Bank Stadium was under construction.

WK 14
12/13/20



at Tampa Bay
33-22
(14-13) A

Minnesota travels to Tampa Bay for the first time since Week 8 of the 2014 season, a game won in overtime by a 27-yard fumble recovery return for a touchdown by then-rookie LB Anthony Barr. Minnesota makes its fourth trip to Tampa Bay since the two teams moved to separate divisions in 2002.

WK 15
12/20/20



vs. Chicago
60-56-2
(37-23) H

The Vikings enter Week 15 having lost two consecutive home games to the Bears after previously defeating Chicago in six straight home contests from 2012-17. During the Mike Zimmer era (2014-present), Minnesota has allowed an average of 15.2 points per game at home against Chicago.

WK 16
12/25/20



at New Orleans
23-12
(9-8) A

Minnesota and New Orleans square off for the first time since the Vikings 26-20 overtime victory at New Orleans in the 2019 Wild Card Round. The contest marks the franchise's fourth game played on a Friday (first since 2004) and the fourth overall matchup scheduled on Christmas Day (first since 2005), including a postseason loss to the Cowboys on Dec. 25, 1971.

WK 17
1/3/20



at Detroit
76-39-2
(35-23-1) A

The Vikings close out regular-season play on the road at Detroit for the first time since the 2010 season and the fifth overall time in franchise history, with the season-ending series split at 2-2. Minnesota's 42 points on the road against the Lions in Week 7 of the 2019 season marked the most at Detroit in franchise history.

BE THE CHANGE

In June 2020, the Minnesota Vikings and the Wilf family announced a \$5 million donation to social justice causes throughout the United States. Following the announcement, the team's social justice committee held a series of meetings to determine how to actively engage the community through player involvement and financial donations during the 2020 season. **On September 8, the team announced nearly \$1 million will go toward the expansion or launch of multiple initiatives in one of three areas of focus: 1) voter education and registration; 2) educational curriculum on racism and Black history; and 3) law enforcement and criminal justice reform.**



VOTER EDUCATION AND REGISTRATION AWARENESS

Working together with the Office of the Secretary of State, the Vikings are using the team's platform to encourage fans to register and safely participate in the electoral process. The Vikings will launch a series of player-led voting content and make it easy for fans to find voting information via [Vikings.com/bethechange](https://vikings.com/bethechange). The team will also help provide personal protective equipment (PPE) for polling workers throughout Minnesota. Additionally, the team has hosted voter educational sessions with the entire Vikings staff and players/coaches in conjunction with Rock the Vote and Secretary of State Steve Simon with the goal of having 100% of the organization registered to vote in the November election.

ALL SQUARE

The Vikings will further expand the team's commitment to [All Square](#), a local nonprofit social enterprise that invests in the minds and lives of formerly incarcerated individuals. Centered on a craft grilled cheese restaurant, professional development institute, and forthcoming civil rights law firm, All Square's mission is to ensure that those impacted by the criminal justice system have the support and opportunities they deserve to become our country's future leaders, business owners, legal practitioners and entrepreneurs. The Vikings engagement will focus on All Square's Fellow & Fellow Alum Fund.

GEORGE FLOYD MEMORIAL SCHOLARSHIP

In June, the Vikings created the George Floyd Legacy Scholarship with a \$125,000 endowment that will generate approximately \$5,000 annually to benefit African American graduating seniors in Minneapolis-St. Paul who are pursuing post-secondary education. The inaugural recipient, Mimi Kol-Balfour, was selected following her essay submission and was informed last week via videoconference by Vikings Owner/President Mark Wilf, General Manager Rick Spielman, running backs Alexander Mattison and Ameer Abdullah, and linebackers Anthony Barr and Eric Kendricks. Kol-Balfour is a graduate of Southwest High School who will be attending Barnard College this fall.

CRITICAL CONVERSATIONS

In partnership with [RISE \(Ross Initiative in Sports for Equality\)](#), the Vikings will host a series of Critical Conversation sessions with Minnesota High School athletic programs to help address issues of race and injustice. Vikings safety Anthony Harris and linebacker Anthony Barr spoke in August to a group of high school coaches to discuss the importance of having these conversations in a team environment. The program with RISE will further formalize the discussions and provide statewide access for Minnesota athletic programs to engage on these important issues.



306: BLACK HISTORY CURRICULUM EXPANSION

In 2016, with a focus on integrating Black history into mainstream U.S. history and developing courses devoted to the African American experience, the Vikings became the first NFL team to partner with Everfi in an effort to bring a [306 Black History](#) curriculum to Minnesota students. The interactive course informs and inspires today's students through history's most important stories of Black women and men who overcame obstacles through grit, strength, creativity and intellect. The digital curriculum incorporates videos from Vikings Legends, provides direct source materials and allows students to explore and reflect on key themes of Black history. Now in its fifth year, the program has since been replicated by the NFL in many markets. In 2020, the Vikings will expand the curriculum from 12 to 24 schools and reach thousands of students.

PROJECT SUCCESS

In 2019, the Vikings partnered with [Project Success](#), a Minneapolis-based organization focused on helping kids develop life-skills, support and confidence so they are more successful and engaged during high school and more prepared for life after graduation. The two organizations took 50 students of color from Minneapolis, along with Vikings running backs CJ Ham and Ameer Abdullah and safety Anthony Harris, to Washington, DC, for a special experience that included a visit to the National Museum of African American History & Culture. The trip was to be replicated in 2020, but due to COVID-19, this year's plan will be a day-long virtual experience and the Vikings and Project Success plan to return to DC in 2021.



FURTHER INVOLVEMENT AND INVESTMENT

The Vikings are also increasing the team's investment in and involvement with the following groups:

- Hennepin County & Ramsey County Juvenile Detention Centers
- Jeremiah Program
- The Link
- Page Education Foundation
- People Serving People

VIKINGS SOCIAL JUSTICE COMMITTEE

The Minnesota Vikings Social Justice Committee consists loosely of 10 members and any player or coach is free to join the meetings. Co-Defensive Coordinator/Defensive Line Coach Andre Patterson has been part of the group, meeting regularly with Eric Kendricks, Anthony Barr, Alexander Mattison, Kirk Cousins, Kyle Rudolph, Ameer Abdullah, Adam Thielen, Anthony Harris and Harrison Smith on social justice initiatives.

Throughout the year, player-driven efforts strive to create meaningful dialogue and change in the community on issues related to building unity, hope and positive community relationships. The Vikings approach includes spending time with young people at schools, community organizations and juvenile detention centers and dedicating financial resources to organizations that work for positive change.

Over the previous two seasons, the Wilf family has made a \$500,000 commitment to the Social Justice Committee (\$250,000 each year). Those dollars were directed toward scholarships for low-income students, school supplies, legal aid for disadvantaged and underrepresented populations and law enforcement relations.

VIKINGS IN THE COMMUNITY



WILF FAMILY SURPASSES \$5 MILLION IN DONATIONS TO COVID-19 CAUSES

The Wilf family, owners of the Minnesota Vikings, have surpassed \$5 million in donations to COVID-19-related causes after their \$1 million contribution to United Way Worldwide, one of six national charitable organizations recommended by the NFL as part of its Draft-A-Thon fundraising campaign tied to this year's NFL Draft.

Through the Wilf Family Foundations and the Minnesota Vikings, the \$5 million in donations and commitments since the pandemic arose have been contributed in New York, New Jersey, Minnesota, across the United States and in Israel. These donations have supported health care workers, the elderly, food banks, social service organizations and Jewish philanthropic causes.

JEFFERSON DONATES FACE MASKS

Justin Jefferson teamed with Genies and Bella + Canvas to donate 10,000 masks to Children's Minnesota in June.

HUNTER, COOK DONATE MADDEN CHECKS

Danielle Hunter and Dalvin Cook announced in April that they each would donate their royalty checks from EA Sports for appearing in "Madden 20" to North Memorial Health Foundation so that doctors, nurses and other healthcare workers could purchase personal protective equipment.

THIELN FOUNDATION DONATES \$25K

Adam Thielen and his wife, Caitlin, through the Thielen Foundation, donated \$25,000 to Second Harvest Heartland to help ensure that young people in local communities have the nutrition they need during the COVID-19 pandemic.

The Thielen Foundation also partnered with KFAN 100.3-FM and iHeart Radio-Minneapolis in April for a Minnesota Covid Relief Virtual Radiothon that ran from 6 in the morning to 6:30 in the evening, raising more than \$280,000 for The Salvation Army, Second Harvest Heartland, M Health Fairview and MN Disaster Recovery Fund for Coronavirus.

BARR PROVIDES EMERGENCY GRANTS

Through his Raise The Barr foundation (which focuses on helping single parents complete their postsecondary education), the Anthony Barr offered \$500 emergency grants to any current or former Raise The Barr scholarship recipients. In March, all 34 recipients who applied received the grant for a commitment of \$17,000 from the foundation.

UDOH DELIVERS FOR HEALTH CARE WORKERS

In May, Olisaemeka Udoh donated and delivered 500 meals to workers at Cape Fear Valley Medical Center in his hometown of Fayetteville, North Carolina.

He also made a donation to Second Harvest Food Bank to help families in North Carolina.

RUDOLPH LAUNCHES 'MEAL PLAN'

Kyle Rudolph and his wife Jordan made a personal donation to Second Harvest Heartland in March that provided 82,000 meals to Minnesotans who are being hit hardest by repercussions of the COVID-19 pandemic and school cancellations.

Rudolph also set a goal of raising \$200,000 for Second Harvest Heartland, which will provide 600,000 meals for local families. He set up the Rudy's Meal Plan campaign and encouraged whoever is able to join them in supporting the nonprofit.

Throughout the offseason, the tight end organized food drives for communities hardest hit by the pandemic and store closings in Minneapolis.

KENDRICKS DONATES PAINTING PROCEEDS

In March, Eric Kendricks announced that he would create paintings and sell them on Instagram, with the proceeds going to food banks in the city of the person who bought the painting.

Kendricks listed each painting at \$1,000, and then matched that price, with a total of \$2,000 going to each food bank.

VIKINGS YOUTH FOOTBALL

The Vikings Youth Football mission statement is to grow, support and promote youth football through fair play, health/safety and academics. Innovative programs reach youngsters through the High School Player Development 7-on-7 Tournament, Youth Football Camps, USA Football Coaching School, equipment and field grants, the Vikings All-State Football Team, Minnesota Mr. Football, the High School Coach of the Week Program and the High School Coach of the Year. In 2018 the Vikings started hosting high school games at TCO Stadium in the Vikings Prep Spotlight series, playing 5 regular season games and 3 state quarterfinal playoff contests since.

The Vikings connect with youth football programs across the state through clinics, camps and encouraging participation and safety. Teaching youth coaches proper techniques and how to play the game safely gives players the best chance for success and a positive experience. Head Coach Mike Zimmer has hosted an annual camp for youth, hosting over 500 youngsters at TCO Performance Center in spring 2019. Growing our great game at the grass roots level has been an emphasis for the organization, resulting in expanded programs, recognition for top players and coaches and building strong community bonds in youth football.



VIKINGS PREP SPOTLIGHT GAMES

The Minnesota Vikings and Twin Cities Orthopedics are dedicated to supporting high school football in our community. In partnership with School Space Media, we are excited to announce this year's Vikings Prep Spotlight series. Each week, we will highlight one high school football matchup by providing a FREE livestream for fans to enjoy.

2020 VIKINGS PREP SPOTLIGHT GAMES OF THE WEEK

October 9 Robbinsdale Cooper 20, Waconia 13
 October 16 Woodbury 45, Stillwater 0
 October 23 Kasson-Mantorville 23, New Prague 20
 October 30 .. Lakeville South 35, Lakeville North 15
 November 6 Henry Sibley 21, Simley 20
 November 11..... Spring Lake Park 14, Orono 0

PAST PREP SPOTLIGHT GAMES AT TCO STADIUM
2018 (*state quarterfinal playoffs)

September 28 Farmington 41, Eagan 28
 October 12 Lakeville North 38, Prior Lake 3
 November 9* ...Lakeville North 35, St. Michael/Albertville 8
 November 10* Owatonna 42, Chaska 27
 November 10* Elk River 23, Spring Lake Park 21

2019

September 20 Eden Prairie 14, Shakopee 6
 September 27 Chaska 21, Apple Valley 0
 September 28 Mankato West 58, Rochester Mayo 21

COACH OF THE WEEK PROGRAM


The Vikings continue in 2020 to recognize outstanding high school coaches from across the state in the Coach of the Week program. Weekly winners will receive \$1,000 for their high school football programs and will be eligible to earn the High School Coach of the Year.

2020 Vikings Coach of the Week

Week 1 Dave Dahlstrom, Fole
 Week 2 Jared Essler, St. Michael-Albertville
 Week 3 Chauncey Williams-Barefield, Brooklyn Center
 Week 4 Gene Teigland, North St. Paul
 Week 5 Randy Kuechenmeister, Blue Earth Area
 Week 6 Rex Metzger, Hills-Beaver Creek
 Week 7 Marc Franz, Rogers



VIKINGS CELEBRATE 60TH SEASON IN 2020



The Minnesota Vikings will commemorate the organization's 60th season in 2020. The NFL franchise was granted to the state during a league owners meeting on January 28, 1960, and the club kicked off its first season on September 17, 1961 against Chicago.



CELEBRATING 60 SEASONS

In commemoration of the 60 seasons, the Vikings are set to celebrate in various ways ranging from limited edition 60th season Miller Lite cans to the Season of Firsts exhibit at the Vikings Museum to honoring the 60 Greatest Fans of All Time presented by U.S. Bank.

MILLER LITE 60TH SEASON LIMITED EDITION CANS

Launched in August, Miller Lite created a limited edition can to commemorate the Vikings 60th season. The can, which utilizes new designs to celebrate the historic season, will be available in bars, restaurants and liquor stores through the end of 2020.

60 GREATEST FANS OF ALL TIME PRESENTED BY U.S. BANK

Throughout the 2020 season, the Vikings will honor the top 60 fans in team history. In order to celebrate the fans who have made Minnesota great over the course of 60 years, individuals across the world are able to nominate themselves or someone else to be one of the 60 Greatest Fans of All Time. To start the nomination process, fans may visit Vikings.com/60Fans to answer a few questions about their fandom and tell the Vikings why they deserve to be one of the 60 Greatest Fans of All Time. Fans will also have the opportunity to upload photos and videos to support the nominations.

VIKINGS MUSEUM OPENS SEASON OF FIRSTS EXHIBIT


In August, the Vikings debuted the Season of Firsts exhibit at the Vikings Museum. The exhibit features a series of memorable firsts, beginning with a shocking inaugural upset victory and ending with the selection of the team's first two Pro Bowlers. The museum will be open for visitors to tour throughout the 2020 season. For hours, ticket and general information about the Vikings Museum, visit Vikings.com/Fans/Vikings-Museum.



HAVE A SEAT AT OUR FAMILY TABLE

In June 2019, the Minnesota Vikings Foundation, in partnership with Xcel Energy, introduced Vikings Table, a custom-built food truck with the mission of serving healthy meals and nutritional education to youth across the Minneapolis-St. Paul community.

- The 38-foot, Winnebago truck is a zero-waste vehicle with energy star rated appliances and built-in solar panels.
- The kitchen is designed to hold 10 food preparation professionals, while the rear portion of the vehicle features an experiential room showcasing an 80-inch monitor that can display educational videos and nutritional information.
- Meals are served from June to December on a biweekly basis at schools, summer education programs, youth enrichment centers and other locations where childhood food insecurity is prevalent.
- Funds are raised by selling a separate full menu of food truck entrees twice a week at local food truck festivals, Vikings home games, training camp and other team events, as well as to the lunch crowd in downtown Minneapolis; 100 percent of the profits go back to distributing healthy meals to youth.
- A full schedule can be found online at the Minnesota Vikings Foundation website or via the Twitter handle @VikingsTable.
- Viking Table is maintained and operated by Tony and Haley Fritz



2020 COMMUNICATIONS STAFF



BOB HAGAN
Vice President,
Football & Media
Communications
612-327-7069
haganb@vikings.nfl.net



JEFF ANDERSON
Vice President,
Strategic & Corporate
Communications
612-247-4482
AndersonJ@vikings.nfl.net



TOM WEST
Director, Alumni & Youth
Football Communications
612-327-7075
westt@vikings.nfl.net



JON EKSTROM
Director,
Communications
612-418-6265
ekstromj@vikings.nfl.net



SAM NEWTON
Football Communications
Manager
612-965-4712
newtons@vikings.nfl.net



CARLY BONK
Communications
Coordinator
612-718-4093
bonkc@vikings.nfl.net



RACHEL GUNIA
Communications Intern
612-210-0074
guniar@vikings.nfl.net

SOCIAL MEDIA CHANNELS



MINNESOTA VIKINGS



@VIKINGS



@VIKINGS



@VIKINGSRPR



@VIKINGS





VIKINGS VITALS

- [Rosters and Depth Chart](#)
- [Roster Moves](#)
- [How The Vikings Were Built](#)
- [Offensive and Defensive Statistics](#)
- [Participation Chart](#)
- [Game-By-Game Statistics](#)

2020 VIKINGS ROSTER

ALPHABETICAL ROSTER

UPDATED 12/21/20

NO.	NAME	POS	HT	WT	AGE	EXP	COLLEGE	HOMETOWN	ACQUIRED
31	Abdullah, Ameer	RB	5-9	203	27	6	Nebraska	Homewood, AL	W (DET) '18
5	Bailey, Dan	CB	6-0	190	32	10	Oklahoma State	Yukon, OK	FA '18
12	Beebe, Chad	WR	5-10	183	26	3	Northern Illinois	Aurora, IL	UDFA '18
23	Boone, Mike	RB	5-10	206	25	3	Cincinnati	Macclenny, FL	UDFA '18
56	Bradbury, Garrett	C	6-3	305	25	2	North Carolina State	Charlotte, NC	01 '19
67	Brailford, Jordan	DE	6-3	252	25	2	Oklahoma State	Tulsa, OK	PS (WAS) '20
85	Chisena, Dan	WR	6-3	202	23	R	Penn State	Downington, PA	UDFA '20
72	Cleveland, Ezra	G	6-6	311	22	R	Boise State	Spanaway, WA	02 '20
2	Colquitt, Britton	P	6-3	210	35	11	Tennessee	Knoxville, TN	FA '19
83	Conklin, Tyler	TE	6-5	254	25	3	Central Michigan	Chesterfield, MI	05a '18
57	Connely, Ryan	LB	5-8	236	25	2	Wisconsin	Eden Prairie, MN	W '20
33	Cook, Dalvin	RB	5-10	210	25	4	Florida State	Miami, FL	02 '17
8	Cousins, Kirk	QB	6-3	202	32	9	Michigan State	Holland, MI	FA '18
27	Dantzler, Cameron	CB	6-2	188	22	R	Mississippi State	Hammond, LA	D3a '20
40	Davis, Todd	LB	6-1	230	28	7	Sacramento State	Palmdale, CA	FA '20
42	DePaola, Andrew	LS	6-1	220	33	6	Rutgers	Parkton, MD	FA '20
78	Dozier, Dakota	G	6-4	312	29	6	Furman	West Columbia, SC	FA '19
45	Dye, Troy	LB	6-3	231	24	R	Oregon	Norco, CA	D4c '20
20	Gladney, Jeff	CB	5-10	191	24	R	TCU	New Boston, TX	D1b '20
30	Ham, C.J.	FB	5-11	235	27	4	Augustana	Duluth, MN	UDFA '16
38	Hand, Harrison	CB	5-11	197	22	R	Temple	Cherry Hill, NJ	05a '20
41	Harris, Anthony	S	6-1	202	29	6	Virginia	Chesterfield, VA	UDFA '15
87	Hentges, Hale	TE	6-4	245	24	2	Alabama	Jefferson City, MO	PS (IND) '20
69	Hill, Rashod	T	6-6	313	28	4	Southern Mississippi	Jacksonville, FL	PS (JAX) '16
90	Holmes, Jalyn	DE	6-5	283	24	3	Ohio State	Norfolk, VA	D4 '18
18	Jefferson, Justin	WR	6-1	202	21	R	Louisiana State	St. Rose, LA	D1a '20
94	Johnson, Jaleel	DT	6-3	316	26	4	Iowa	Brooklyn, NY	D4a '17
81	Johnson, Bisi	WR	6-0	204	23	2	Colorado State	Lakewood, CO	07c '19
61	Jones, Brett	C	6-2	315	29	5	Regina (Canada)	Weyburn, SK	T (NYC) '18
26	Jones, Chris	CB	6-0	200	25	3	Nebraska	Jacksonville, FL	FA '20
54	Kendricks, Eric	LB	6-0	232	28	6	UCLA	Fresno, CA	02 '15
48	Lynch, Blake	LB	6-3	225	23	R	Baylor	Gilmer, TX	UDFA '20
92	Lynch, James	DT	6-4	289	21	R	Baylor	Round Rock, TX	D4b '20
39	Mabin, Dylan	CB	6-1	195	23	1	Fordham	Macedonia, OH	PS (LV) '20
4	Mannion, Sean	QB	6-6	230	28	5	Oregon State	Pleasanton, CA	FA '19
51	Matafafa, Hercules	DE	6-2	254	22	R	Washington State	Lahaina, HI	UDFA '18
25	Mattison, Alexander	RB	5-11	220	22	2	Boise State	San Bernardino, CA	03 '19
44	Mattelus, Josh	S	5-11	209	22	R	Michigan	Pembroke Pines, FL	D6b '20
47	Nickerson, Hardy	LB	6-0	235	26	4	Illinois	Oakland, CA	PS '20
95	Odenigbo, Ifeadi	DE	6-3	258	26	3	Northwestern	Centerville, OH	PS '18
75	O'Neill, Brian	T	6-7	297	25	3	Pittsburgh	Wilmington, DE	02 '18
71	Osborn, K.J.	WR	5-11	203	23	R	Miami	Ypsilanti, MI	D5b '20
82	Rudolph, Kyle	TE	6-6	265	31	10	Notre Dame	Parkston, SD	FA '17
73	Sania, Dora	G	6-5	308	23	2	Oklahoma	Cincinnati, OH	02 '11
22	Smith, Harrison	S	6-2	214	31	9	Notre Dame	West Sacramento, CA	04 '19
84	Smith Jr., Irv	TE	6-2	242	22	2	Alabama	Knoxville, TN	D1b '12
93	Stephen, Shamari	DT	6-5	309	29	7	Connecticut	New Orleans, LA	02 '19
19	Thielen, Adam	WR	6-2	200	30	7	Minnesota State	Brookville, NY	FA '19
74	Udoh, Oluisaemeka	T	6-6	325	23	2	Elon	Detroit Lakes, MN	UDFA '13
96	Watts, Armon	DT	6-5	295	24	2	Arkansas	Fayetteville, NC	D6c '19
50	Wilson, Eric	LB	6-1	230	26	4	Cincinnati	St. Louis, MO	D6a '19
98	Wonnun, D.J.	DE	6-5	258	23	R	South Carolina	Redford, MI	UDFA '17
								Stone Mountain, GA	D4a '20

PRACTICE SQUAD

66	Anderson, Abdullah	DT	6-4	295	24	3	Bucknell	Galloway, NJ	PS '20
65	Bailey, Zack	OL	6-5	299	25	2	South Carolina	Summersville, SC	PS '20
34	Bargas, Jake	FB	6-2	250	24	R	North Carolina	Boca Raton, FL	UDFA '20
6	Bertolet, Taylor	K	5-9	174	28	1	Texas A&M	Reading, PA	PS '20
64	Brandel, Blake	T	6-7	307	23	R	Oregon State	Milwaukee, OR	D6a '20
3	Browning, Jake	QB	6-2	210	24	1	Washington	Folsom, CA	UDFA '19
76	Collins, Aviante	T	6-4	292	27	4	TCU	Houston, TX	UDFA '17
36	Hayes, Tae	CB	5-9	188	23	2	Appalachian State	Decatur, AL	PS '20
68	Hinton, Kyle	G	6-2	295	22	R	Washburn	Peoria, AZ	D7d '20
15	Hollins, Alexander	WR	6-1	166	24	1	Eastern Illinois	Yazoo City, MS	UDFA '19
35	Kirk, Luther	S	6-2	195	24	R	Illinois State	Garland, TX	PS '20
24	Muhammad, Khalifani	RB	5-7	174	26	3	California	Inglewood, CA	PS '20
37	Riley, Curtis	S	6-0	190	28	6	Fresno State	Orlando, FL	FA '20
7	Stanley, Nate	QB	6-4	235	23	R	Iowa	Menomonie, WI	D7b '20
49	Tankersley, Cordrea	CB	6-1	200	27	3	Clemson	Beech Island, SC	PS '20
52	Yarbrough, Eddie	DE	6-3	259	27	4	Wyoming	Aurora, CO	PS (BUF) '19

RESERVE/INJURED

55	Barr, Anthony	LB	6-5	255	28	7	UCLA	San Pedro, CA	D1a '14
29	Boyd, Kris	CB	5-11	200	24	2	Texas	Gilmer, TX	D7a '19
46	Dorn, Myles	S	6-2	205	22	R	North Carolina	Charlotte, NC	UDFA '20
21	Hughes, Mike	CB	5-10	189	23	3	UCF	New Bern, NC	01 '18
99	Hunter, Danielle	DE	6-5	252	26	6	Louisiana State	Katy, TX	D3 '15
43	Iloka, George	S	6-4	227	30	8	Boise State	Houston, TX	PS '20
73	Willekes, Kenny	DE	6-3	264	23	R	Michigan State	Rockford, MI	D7a '20

PRACTICE SQUAD RESERVE/INJURED

86	Dillon, Brandon	TE	6-5	250	23	1	Marian	Flora, IN	UDFA '19
----	-----------------	----	-----	-----	----	---	--------	-----------	----------

RESERVE/NON-FOOTBALL ILLNESS

59	Smith, Cameron	LB	6-2	235	23	2	Southern California	Granite Bay, CA	05 '19
----	----------------	----	-----	-----	----	---	---------------------	-----------------	--------

RESERVE/OPT-OUT

97	Pierce, Michael	DT	6-0	340	27	5	Samford	Daphne, AL	FA '20
----	-----------------	----	-----	-----	----	---	---------	------------	--------

MINNESOTA VIKINGS COACHING STAFF

Head Coach: Mike Zimmer. **Coordinators:** Gary Kubiak (Offensive Coordinator/Assistant Head Coach), Marwan Maalouf (Special Teams Coordinator), Andre Patterson (Co-Defensive Coordinator/Defensive Line), Adam Zimmer (Co-Defensive Coordinators/Linebackers). **Assistants:** Imarjaye Albury (Defensive Quality Control/Assistant Defensive Line), Roy Anderson (Assistant Defensive Backs), Dom Capers (Senior Defensive Assistant), Rick Dennison (Offensive Line/Run Game Coordinator), Ryan Ficken (Assistant Special Teams), Andrew Janocko (Wide Receivers), Christian Jones (Offensive Quality Control), Daronte Jones (Defensive Backs), Derik Keyes (Assistant Strength & Conditioning), Clint Kubiak (Quarterbacks), Chaz Mahle (Assistant Strength & Conditioning), Brian Pariani (Tight Ends), AC Patterson (Offensive Quality Control), Kennedy Polamalu (Running Backs), Nick Rallis (Defensive Quality Control/Assistant Linebackers), Phil Rauscher (Assistant Offensive Line), Mark Ueyama (Director of Competition Development).

2020 VIKINGS ROSTER

NUMERICAL ROSTER

UPDATED 12/21/20

NO.	NAME	POS	HT	WT	AGE	EXP	COLLEGE	HOMETOWN	ACQUIRED
2	Britton Colquitt	P	6-3	210	35	11	Tennessee	Knoxville, TN	FA '19
4	Sean Mannion	QB	6-6	230	28	5	Oregon State	Pleasanton, CA	FA '19
5	Dan Bailey	K	6-0	190	32	10	Oklahoma State	Yukon, OK	FA '18
8	Kirk Cousins	QB	6-3	202	32	9	Michigan State	Holland, MI	FA '18
12	Chad Beebe	WR	5-10	183	26	3	Northern Illinois	Aurora, IL	UDFA '18
17	K.J. Osborn	WR	5-11	203	23	R	Miami	Ypsilanti, MI	D5b '20
18	Justin Jefferson	WR	6-1	202	21	R	Louisiana State	St. Rose, LA	D1a '20
20	Adam Thielen	WR	6-2	200	30	7	Minnesota State	Detroit Lakes, MN	UDFA '13
22	Jeff Gladney	CB	5-10	191	24	R	TCU	New Boston, TX	D1b '20
22	Harrison Smith	S	6-2	204	31	9	Notre Dame	Knoxville, TN	D1b '12
23	Mike Boone	RB	5-10	206	25	3	Cincinnati	Macclenny, FL	UDFA '18
25	Alexander Mattison	RB	5-11	220	22	2	Boise State	San Bernardino, CA	D3 '19
26	Chris Jones	CB	6-0	200	25	3	Nebraska	Jacksonville, FL	FA '20
27	Cameron Dantzler	CB	6-2	188	22	R	Mississippi State	Hammond, LA	D3a '20
30	C.J. Ham	FB	5-11	235	27	4	Augustana	Duluth, MN	UDFA '16
31	Ameer Abdullah	RB	5-9	203	27	6	Nebraska	Homewood, AL	W (DET) '18
33	Dalvin Cook	RB	5-10	210	25	4	Florida State	Miami, FL	D2 '17
38	Harrison Hand	CB	5-11	197	22	R	Temple	Cherry Hill, NJ	D5a '20
39	Dylan Mabin	CB	6-1	195	23	1	Fordham	Macedonia, OH	PS (LV) '20
40	Todd Davis	LB	6-1	230	28	7	Sacramento State	Palmdale, CA	FA '20
41	Anthony Harris	S	6-1	202	29	6	Virginia	Chesterfield, VA	UDFA '15
42	Andrew DePaola	LS	6-1	220	33	6	Rutgers	Parkton, MD	FA '20
44	Josh Metellus	S	5-11	209	22	R	Michigan	Pembroke Pines, FL	D6b '20
45	Troy Dye	LB	6-3	231	24	R	Oregon	Norco, CA	D4c '20
47	Hardy Nickerson	LB	6-0	235	26	4	Illinois	Oakland, CA	PS '20
48	Blake Lynch	LB	6-3	225	23	R	Baylor	Gilmer, TX	UDFA '20
50	Eric Wilson	LB	6-0	230	26	4	Cincinnati	Redford, MI	UDFA '17
51	Hercules Mata'afa	DE	6-2	254	25	3	Washington State	Lahaina, HI	UDFA '18
54	Eric Kendricks	LB	6-0	232	28	6	UCLA	Fresno, CA	D2 '15
56	Garrett Bradbury	C	6-3	305	25	2	North Carolina State	Charlotte, NC	D1 '19
57	Ryan Connelly	LB	6-2	236	25	2	Wisconsin	Eden Prairie, MN	W '20
61	Brett Jones	C	6-2	315	29	5	Regina (Canada)	Weyburn, SK	T (NYC) '18
67	Jordan Brailford	DE	6-3	252	25	2	Oklahoma State	Tulsa, OK	PS (WAS) '20
69	Rashod Hill	T	6-6	313	28	4	Southern Mississippi	Jacksonville, FL	PS (JAX) '16
71	Lyric Relff	T	6-6	305	32	9	Iowa	Parkston, SD	FA '17
72	Ezra Cleveland	C	6-6	311	28	3	Boise State	Spanaway, WA	D2 '20
73	Dru Samia	C	6-5	308	23	2	Oklahoma	West Sacramento, CA	D4 '19
74	Olisaemeka Udoh	T	6-6	325	23	2	Elon	Fayetteville, NC	D6c '19
75	Brian O'Neill	T	6-7	297	25	3	Pittsburgh	Wilmington, DE	D2 '18
78	Dakota Dozier	G	6-4	312	29	6	Furman	West Columbia, SC	FA '19
81	Bisi Johnson	WR	6-0	204	23	2	Colorado State	Lakewood, CO	D7c '19
82	Kyle Rudolph	TE	6-6	265	31	10	Notre Dame	Cincinnati, OH	D2 '11
83	Tyler Conklin	TE	6-3	254	25	3	Central Michigan	Chesterfield, MI	D5a '18
84	Irv Smith Jr.	TE	6-2	242	22	2	Alabama	New Orleans, LA	D2 '19
85	Dan Chisena	WR	6-3	202	23	R	Penn State	Dowington, PA	UDFA '20
87	Hale Hentges	TE	6-4	245	24	2	Alabama	Jefferson City, MO	PS (IND) '20
90	Jalyn Holmes	DE	6-5	283	24	3	Ohio State	Norfolk, VA	D4 '18
92	James Lynch	DT	6-4	289	21	R	Baylor	Round Rock, TX	D4b '20
93	Shamar Stephen	DT	6-5	309	29	7	Connecticut	Brookville, NY	FA '19
94	Jaleel Johnson	DT	6-3	316	26	4	Iowa	Brooklyn, NY	D4a '17
95	Ifeadi Odenigbo	DE	6-3	258	26	3	Northwestern	Centerville, OH	PS '18
96	Armon Watts	DT	6-5	295	24	2	Arkansas	St. Louis, MO	D6a '19
98	D.J. Wonnnum	DE	6-5	258	23	R	South Carolina	Stone Mountain, GA	D4a '20

PRACTICE SQUAD

3	Jake Browning	QB	6-2	210	24	1	Washington	Folsom, CA	UDFA '19
6	Taylor Bertolet	K	5-9	174	28	1	Texas A&M	Reading, PA	PS '20
7	Nate Stanley	QB	6-4	235	23	R	Iowa	Menomonie, WI	D7b '20
15	Alexander Hollins	WR	6-1	166	24	1	Eastern Illinois	Yazoo City, MS	UDFA '19
24	Khalfani Muhammad	RB	5-7	174	26	3	California	Inglewood, CA	PS '20
34	Jake Bargas	FB	6-2	250	24	R	North Carolina	Boca Raton, FL	UDFA '20
35	Luther Kirk	S	6-2	195	24	R	Illinois State	Garland, TX	PS '20
36	Tae Hayes	CB	5-9	188	23	2	Appalachian State	Decatur, AL	PS '20
37	Curtis Riley	S	6-0	190	28	6	Fresno State	Orlando, FL	FA '20
49	Cordrea Tankersley	CB	6-1	200	27	3	Clemson	Beech Island, SC	PS '20
52	Eddie Yarbrough	DE	6-3	259	27	4	Wyoming	Aurora, CO	PS (BUF) '19
64	Blake Brandel	T	6-7	307	23	R	Oregon State	Milwaukie, OR	D6a '20
65	Bailey Zack	OL	6-5	299	25	2	South Carolina	Summerville, SC	PS '20
66	Abdullah Anderson	DT	6-4	295	24	3	Bucknell	Galloway, NJ	PS '20
68	Kyle Hinton	G	6-2	295	22	R	Washburn	Peoria, AZ	D7d '20
76	Avlante Collins	T	6-4	292	27	4	TCU	Houston, TX	UDFA '17

RESERVE/INJURED

21	Mike Hughes	CB	5-10	189	23	3	UCF	New Bern, NC	D1 '18
29	Kris Boyd	CB	5-11	200	24	2	Texas	Gilmer, TX	D7a '19
43	George Iloka	S	6-4	227	30	8	Boise State	Houston, TX	PS '20
46	Myles Dorn	S	6-2	205	22	R	North Carolina	Charlotte, NC	UDFA '20
55	Anthony Barr	LB	6-5	255	28	7	UCLA	San Pedro, CA	D1a '14
79	Kenny Willekes	DE	6-3	264	23	R	Michigan State	Rockford, MI	D7a '20
99	Danielle Hunter	DE	6-5	252	26	6	Louisiana State	Katy, TX	D3 '15

PRACTICE SQUAD RESERVE/INJURED

85	Brandon Dillon	TE	6-5	250	23	1	Marian	Flora, IN	UDFA '19
----	----------------	----	-----	-----	----	---	--------	-----------	----------

RESERVE/NON-FOOTBALL ILLNESS

59	Cameron Smith	LB	6-2	235	23	2	Southern California	Granite Bay, CA	D5 '19
----	---------------	----	-----	-----	----	---	---------------------	-----------------	--------

RESERVE/OPT-OUT

97	Michael Pierce	DT	6-0	340	28	5	Samford	Daphne, AL	FA '20
----	----------------	----	-----	-----	----	---	---------	------------	--------

MINNESOTA VIKINGS COACHING STAFF

Head Coach: Mike Zimmer. **Coordinators:** Gary Kubiak (Offensive Coordinator/Assistant Head Coach), Marwan Maaloul (Special Teams Coordinator), Andre Patterson (Co-Defensive Coordinator/Defensive Line), Adam Zimmer (Co-Defensive Coordinators/Linebackers). **Assistants:** Marjaye Albury (Defensive Quality Control/Assistant Defensive Line), Roy Anderson (Assistant Defensive Backs), Dom Capers (Senior Defensive Assistant), Rick Dennison (Offensive Line/Run Game Coordinator), Ryan Ficken (Assistant Special Teams), Andrew Janocko (Wide Receivers), Christian Jones (Offensive Quality Control), Daronte Jones (Defensive Backs), Derik Keyes (Assistant Strength & Conditioning), Clint Kubiak (Quarterbacks), Chaz Mahle (Assistant Strength & Conditioning), Brian Pariani (Tight Ends), AC Patterson (Offensive Quality Control), Kennedy Polamalu (Running Backs), Nick Rallis (Defensive Quality Control/Assistant Linebackers), Phil Rauscher (Assistant Offensive Line), Mark Uweyama (Director of Competition Development).

2020 VIKINGS ROSTER

BY POSITION ROSTER

UPDATED 12/21/20

OFFENSE (26): Gary Kubiak

Quarterbacks (2): Clint Kubiak

8	Cousins, Kirk	QB	6-3	202	32	9	Michigan State	Holland, MI	FA '18
4	Mannion, Sean	QB	6-6	230	28	5	Oregon State	Pleasanton, CA	FA '19

Running Backs (5): Kennedy Polamalu

12	Abdullah, Ameer	RB	5-9	203	27	6	Nebraska	Homewood, AL	W (DET) '18
23	Boone, Mike	RB	5-10	206	25	3	Cincinnati	Macclenny, FL	UDFA '18
33	Cook, Dalvin	RB	5-10	210	25	4	Florida State	Miami, FL	D2 '17
30	Ham, C.J.	FB	5-11	235	27	4	Augustana	Duluth, MN	UDFA '16
25	Mattison, Alexander	RB	5-11	220	22	2	Boise State	San Bernadino, CA	D3 '19

Wide Receivers (6): Andrew Janocko

12	Beebe, Chad	WR	5-10	183	26	3	Northern Illinois	Aurora, IL	UDFA '18
85	Chisena, Dan	WR	6-3	202	23	R	Penn State	Downington, PA	UDFA '20
18	Jefferson, Justin	WR	6-1	202	21	R	Louisiana State	St. Rose, LA	D1a '20
81	Johnson, Bisi	WR	6-0	204	23	2	Colorado State	Lakewood, CO	D7c '19
17	Osborn, K.J.	WR	5-11	203	23	R	Miami	Ypsilanti, MI	D5b '20
19	Thielen, Adam	WR	6-2	200	30	7	Minnesota State	Detroit Lakes, MN	UDFA '13

Tight Ends (4): Brian Pariani

83	Conklin, Tyler	TE	6-3	254	25	3	Central Michigan	Chesterfield, MI	D5a '18
87	Hentges, Hale	TE	6-4	245	24	2	Alabama	Jefferson City, MO	PS (IND) '20
82	Rudolph, Kyle	TE	6-6	265	31	10	Notre Dame	Cincinnati, OH	D2 '11
84	Smith Jr., Irv	TE	6-2	242	22	2	Alabama	New Orleans, LA	D2 '19

Offensive Line (9): Rick Dennison/Phil Rauscher

56	Bradbury, Garrett	C	6-3	305	25	2	North Carolina State	Charlotte, NC	D1 '19
72	Cleveland, Ezra	G	6-6	311	22	R	Boise State	Spanaway, WA	D2 '20
78	Dozier, Dakota	G	6-4	312	29	6	Furman	West Columbia, SC	FA '19
69	Hill, Rashod	T	6-6	313	28	4	Southern Mississippi	Jacksonville, FL	PS (JAX) '16
61	Jones, Brett	C	6-2	315	29	5	Regina (Canada)	Weyburn, SK	T (NYC) '18
75	O'Neill, Brian	T	6-7	297	25	3	Pittsburgh	Wilmington, DE	D2 '18
71	Reiff, Riley	T	6-6	305	32	9	Iowa	Parkston, SD	FA '17
73	Samia, Dru	G	6-5	308	23	2	Oklahoma	West Sacramento, CA	D4 '19
74	Udoh, Oluisaemeka	T	6-6	325	23	2	Elon	Fayetteville, NC	D6c '19

DEFENSE (24): Andre Patterson/Adam Zimmer

Defensive Line (9): Andre Patterson/Imarjaye Albury

67	Brailford, Jordan	DE	6-3	252	25	2	Oklahoma State	Tulsa, OK	PS (WAS) '20
90	Holmes, Jalyn	DE	6-5	283	24	3	Ohio State	Norfolk, VA	D4 '18
94	Johnson, Jaleel	DT	6-3	316	26	4	Iowa	Brooklyn, NY	D4a '17
92	Lynch, James	DT	6-4	289	21	R	Baylor	Round Rock, TX	D4b '20
51	Mata'afa, Hercules	DE	6-2	254	25	3	Washington State	Lahaina, HI	UDFA '18
95	Odenigbo, Ifeadi	DE	6-3	258	26	3	Northwestern	Centerville, OH	PS '18
93	Stephen, Shamar	DT	6-5	309	29	7	Connecticut	Brookville, NY	FA '19
96	Watts, Armon	DT	6-5	295	24	2	Arkansas	St. Louis, MO	D6a '19
98	Wonnum, D.J.	DE	6-5	258	23	R	South Carolina	Stone Mountain, GA	D4a '20

Linebackers (7): Adam Zimmer/Nick Rallis

57	Connelly, Ryan	LB	6-2	236	25	2	Wisconsin	Eden Prairie, MN	W '20
40	Davis, Todd	LB	6-1	230	28	7	Sacramento State	Palmdale, CA	FA '20
45	Dye, Troy	LB	6-3	231	24	R	Oregon	Norco, CA	D4c '20
54	Kendricks, Eric	LB	6-0	232	28	6	UCLA	Fresno, CA	D2 '15
48	Lynch, Blake	LB	6-3	225	23	R	Baylor	Gilmer, TX	UDFA '20
47	Nickerson, Hardy	LB	6-0	235	26	4	Illinois	Oakland, CA	PS '20
50	Wilson, Eric	LB	6-1	230	26	4	Cincinnati	Redford, MI	UDFA '17

Defensive Backs (8): Daronte Jones/Roy Anderson

27	Dantzler, Cameron	CB	6-2	188	22	R	Mississippi State	Hammond, LA	D3a '20
20	Gladney, Jeff	CB	5-10	191	24	R	TCU	New Boston, TX	D1b '20
38	Hand, Harrison	CB	5-11	197	22	R	Temple	Cherry Hill, NJ	D5a '20
41	Harris, Anthony	S	6-1	202	29	6	Virginia	Chesterfield, VA	UDFA '15
26	Jones, Chris	CB	6-0	200	25	3	Nebraska	Jacksonville, FL	FA '20
39	Mabin, Dylan	CB	6-1	195	23	1	Fordham	Macedonia, OH	PS (LV) '20
44	Metellus, Josh	S	5-11	209	22	R	Michigan	Pembroke Pines, FL	D6b '20
22	Smith, Harrison	S	6-2	214	31	9	Notre Dame	Knoxville, TN	D1b '12

SPECIAL TEAMS (3): Marwan Maalouf

Specialists (3): Marwan Maalouf/Ryan Ficken

5	Bailey, Dan	K	6-0	190	32	10	Oklahoma State	Yukon, OK	FA '18
2	Colquitt, Britton	P	6-3	210	35	11	Tennessee	Knoxville, TN	FA '19
42	DePaola, Andrew	LS	6-1	220	33	6	Rutgers	Parkton, MD	FA '20

2020 VIKINGS ROSTER

DEPTH CHART

UPDATED 12/21/20

*COMPILED BY THE VIKINGS COMMUNICATIONS STAFF

OFFENSE

WR:	18	Justin Jefferson	81	Bisi Johnson	85	Dan Chisena	
LT:	71	Riley Reiff	69	Rashod Hill			
LG:	78	Dakota Dozier	73	Dru Samia			
C:	56	Garrett Bradbury	61	Brett Jones			
RG:	72	Ezra Cleveland	73	Dru Samia			
RT:	75	Brian O'Neill	74	Olisaemeka Udoh			
TE:	82	Kyle Rudolph	84	Irv Smith Jr.	83	Tyler Conklin	87
WR:	19	Adam Thielen	12	Chad Beebe	17	K.J. Osborn	
QB:	8	Kirk Cousins	4	Sean Mannion			
HB:	33	Dalvin Cook	25	Alexander Mattison	31	Ameer Abdullah	23
FB:	30	C.J. Ham					

DEFENSE

LE: 90	Jalyn Holmes	98	D.J. Wonnum		
NT: 93	Shamar Stephen	96	Armon Watts		
DT: 94	Jaleel Johnson	92	James Lynch		
RE: 95	Ifeadi Odenigbo	51	Hercules Mata'afa	67	Jordan Brailford
SLB: 45	Troy Dye	57	Ryan Connelly		
MLB: 54	Eric Kendricks	40	Todd Davis		
WLB: 50	Eric Wilson	47	Hardy Nickerson		
LCB: 27	Cameron Dantzler	26	Chris Jones	39	Dylan Mabin
RCB: 20	Jeff Gladney	38	Harrison Hand		
SS: 22	Harrison Smith	44	Josh Metellus		
FS: 41	Anthony Harris	44	Josh Metellus		

SPECIAL TEAMS

K: 5	Dan Bailey		
P: 2	Britton Colquitt		
H: 2	Britton Colquitt		
LS: 42	Andrew DePaola		
KR: 17	K.J. Osborn	31	Ameer Abdullah
PR: 17	K.J. Osborn	12	Chad Beebe

2020 VIKINGS ROSTER

HOW THE 2020 VIKINGS WERE BUILT

YEAR	DRAFT	TRADES	FREE AGENCY/WAIVERS
2011	TE Kyle Rudolph (2)		
2012	S Harrison Smith (1)		
2013			WR Adam Thielen*
2015	LB Eric Kendricks (2)		S Anthony Harris*
2016			FB C.J. Ham* T Rashod Hill**
2017	RB Dalvin Cook (2) DT Jaleel Johnson (4)		T Riley Reiff** LB Eric Wilson*
2018	TE Tyler Conklin (5) DT Jalyn Holmes (4) T Brian O'Neill (2)	C Brett Jones (NYG)	RB Ameer Abdullah** K Dan Bailey** WR Chad Beebe* RB Mike Boone* QB Kirk Cousins** DT Hercules Mata'afa* DE Ifeadi Odenigbo*
2019	C Garrett Bradbury (1) WR Bisi Johnson (7) RB Alexander Mattison (3) G Dru Samia (4) TE Irv Smith Jr. (2) T Olisaemeka Udoh (6) DT Armon Watts (6)		P Britton Colquitt** G Dakota Dozier** QB Sean Mannion** DT Shamar Stephen**
2020	T Ezra Cleveland (2) CB Cameron Dantzler (3) LB Troy Dye (4) CB Jeff Gladney (1) CB Harrison Hand (5) WR Justin Jefferson (1) DT James Lynch (4) S Josh Metellus (6) WR K.J. Osborn (5) DE D.J. Wonnum (4)		DE Jordan Brailford** WR Dan Chisena* LB Ryan Connelly** LB Todd Davis** LS Andrew DePaola** TE Hale Hentges** CB Chris Jones** LB Blake Lynch* CB Dylan Mabin** LB Hardy Nickerson**

*Rookie free agent prior to joining Vikings

**NFL veteran or had been in other NFL camps prior to joining Vikings

2020 VIKINGS ROSTER

ROUTE TO THE NFL

1ST ROUND (5)

[18] Garrett Bradbury (2019)
 [22] Justin Jefferson (2020)
 [23] Riley Reiff (2012-DET)
 [29] Harrison Smith (2012)
 [31] Jeff Gladney (2020)

2ND ROUND (7)

[41] Dalvin Cook (2017)
 [43] Kyle Rudolph (2011)
 [45] Eric Kendricks (2015)
 [50] Irv Smith Jr. (2019)
 [54] Ameer Abdullah (2015-DEN)
 [58] Ezra Cleveland (2020)
 [62] Brian O'Neill (2018)

3RD ROUND (3)

[89] Sean Mannion (2015)
 [89] Cameron Dantzler (2020)
 [102] Alexander Mattison (2019)

4TH ROUND (8)

[102] Kirk Cousins (2012-WAS)
 [102] Jalyn Holmes (2018)
 [109] Jaleel Johnson (2017)
 [114] Dru Samia (2019)
 [117] D.J. Wonnun (2020)
 [130] James Lynch (2020)
 [132] Troy Dye (2020)
 [137] Dakota Dozier (2014-NYJ)

5TH ROUND (4)

[143] Ryan Connelly (2019-NYG)
 [157] Tyler Conklin (2018)
 [169] Harrison Hand (2020)
 [176] K.J. Osborn (2020)

6TH ROUND (3)

[190] Armon Watts (2019)
 [193] Olisaemeka Udoh (2019)
 [205] Josh Metellus (2020)

7TH ROUND (4)

[220] Shamar Stephen (2014)
 [220] Ifeadi Odenigbo (2017)
 [247] Bisi Johnson (2019)
 [253] Jordan Brailford (2019)

UNDRAFTED (19)

Britton Colquitt (2009-DEN)
 Dan Bailey (2011-DAL)
 Andrew DePaola (2012-TB)
 Adam Thielen (2013)
 Todd Davis (2014-NO)
 Anthony Harris (2015)
 C.J. Ham (2016)
 Rashod Hill (2016-JAX)
 Hardy Nickerson (2017 - CIN)
 Eric Wilson (2017)
 Chad Beebe (2018)
 Brett Jones (2018-NYG)
 Hercules Mata'afa (2018)
 Mike Boone (2018)
 Hale Hentges (2019 - IND)
 Dylan Mabin (2019 - LV)
 Dan Chisena (2020)
 Chris Jones (2020 - DET)
 Blake Lynch (2020)

[overall selection in brackets]
 (year and team in parenthesis)

NFL EXPERIENCE

11th Year (1)

Britton Colquitt

10th Year (2)

Dan Bailey
 Kyle Rudolph

9th Year (3)

Kirk Cousins
 Riley Reiff
 Harrison Smith

7th Year (3)

Todd Davis
 Shamar Stephen
 Adam Thielen

6th Year (6)

Ameer Abdullah
 Andrew DePaola
 Dakota Dozier
 Anthony Harris
 Eric Kendricks
 Sean Mannion

5th Year (2)

Rashod Hill
 Brett Jones

4th Year (5)

Dalvin Cook
 C.J. Ham
 Jaleel Johnson
 Hardy Nickerson
 Eric Wilson

3rd Year (8)

Chad Beebe
 Mike Boone
 Tyler Conklin
 Jalyn Holmes
 Chris Jones
 Hercules Mata'afa
 Ifeadi Odenigbo
 Brian O'Neill

2nd Year (10)

Garrett Bradbury
 Jordan Brailford
 Ryan Connelly
 Hale Hentges
 Bisi Johnson
 Alexander Mattison
 Dru Samia
 Irv Smith Jr.
 Oli Udoh
 Armon Watts

1st Year (1)

Dylan Mabin

Rookies (12)

Dan Chisena
 Ezra Cleveland
 Cameron Dantzler
 Troy Dye
 Jeff Gladney
 Harrison Hand
 Justin Jefferson
 Blake Lynch
 James Lynch
 Josh Metellus
 K.J. Osborn
 D.J. Wonnun

2020 VIKINGS ROSTER

2020 VIKINGS ROSTER MOVES

DATE	POS	PLAYER	TRANSACTION
December 19	K	BERTOLET, Taylor	Signed to Practice Squad
December 19	CB	TANKERSLEY, Cordrea	Standard Elevation from Practice Squad to Active Roster
December 16	CB	FIELDS II, Mark	Waived
December 16	LB	LYNCH, Blake	Signed from Practice Squad to Active Roster
December 15	S	RILEY, Curtis	Signed to Practice Squad
December 15	K	VIZCAINO, Tristan	Released from Practice Squad
December 15	CB	FIELDS II, Mark	Activated from Reserve/Injured
December 15	CB	BOYD, Kris	Placed on Reserve/Injured
December 14	RB	MUHAMMAD, Khalfani	Signed to Practice Squad
December 14	WR	SHARPE, Tajaé	Waived
December 14	TE	HENTGES, Hale	Counts on Active List
December 12	LB	LYNCH, Blake	Standard Elevation from Practice Squad to Active Roster
December 12	S	RILEY, Curtis	Waived
December 12	LB	NICKERSON, Hardy	Signed from Practice Squad to Active Roster
December 10	TE	HENTGES, Hale	Signed to Active Roster from Indianapolis Practice Squad
December 8	CB	HILL, Holton	Waived
December 8	TE	DILLON, Brandon	Placed on Practice Squad Reserve/Injured
December 8	OL	BAILEY, Zack	Signed to Practice Squad
December 3	LB	NICKERSON, Hardy	Signed to Practice Squad
December 2	CB	HAYES, Tae	Signed to Practice Squad
December 2	WR	THIELEN, Adam	Activated from Reserve/COVID-19
December 2	LS	DePAOLA, Andrew	Signed from Practice Squad to Active Roster
December 1	CB	SAYLES, Marcus	Released from Practice Squad
December 1	LB	NICKERSON, Hardy	Waived
December 1	LS	CUTTING, Austin	Waived
December 1	TE	DILLON, Brandon	Practice Squad Protected
November 28	LS	DePAOLA, Andrew	Standard Elevation from Practice Squad to Active Roster
November 28	TE	DILLON, Brandon	Standard Elevation from Practice Squad to Active Roster
November 27	CB	FIELDS II, Mark	Designated for Return from Reserve/Injured
November 25	G	SAMIA, DRU	Activated from Reserve/COVID-19
November 24	LS	DePAOLA, Andrew	Practice Squad Protected
November 23	WR	THIELEN, Adam	Placed on Reserve/COVID-19
November 21	LS	DePAOLA, Andrew	Standard Elevation from Practice Squad to Active Roster
November 21	T	COLLINS, Aviante	Standard Elevation from Practice Squad to Active Roster
November 21	K	VIZCAINO, Tristan	Signed to Practice Squad
November 21	LS	DePAOLA, Andrew	Signed to Practice Squad
November 21	FB	HAM, C.J.	Activated from Reserve/COVID-19
November 19	FB	HAM, C.J.	Placed on Reserve/COVID-19
November 17	C	JONES, Brett	Signed from Practice Squad to Active Roster
November 16	G	SAMIA, DRU	Placed on Reserve/COVID-19
November 16	TE	DILLON, Brandon	Activated from PS to Active Roster via COVID-19 Replacement
November 16	C	JONES, Brett	Standard Elevation from Practice Squad to Active Roster
November 14	G	ELFLEIN, Pat	Waived
November 14	LS	CUTTING, Austin	Activated from Reserve/COVID-19
November 13	G	ELFLEIN, Pat	Activated from Reserve/Injured
November 10	LS	CUTTING, Austin	Placed on Reserve/COVID-19
November 10	LB	GEDEON, Ben	Waived (Failed Physical)
November 10	CB	HILL, Holton	Placed on Reserve/Injured
November 10	LB	DAVIS, Todd	Activated from Reserve/COVID-19
November 10	K	McLAUGHLIN, Chase	Signed to Jacksonville Jaguars Active Roster
November 9	CB	TANKERSLEY, Cordrea	Signed to Practice Squad
November 8	CB	HILL, Holton	Roster Exemption
November 8	DT	ANDERSON, Abdullah	Activated from PS to Active Roster via COVID-19 Replacement
November 8	C	JONES, Brett	Standard Elevation from Practice Squad to Active Roster
November 6	CB	MABIN, Dylan	Signed to Active Roster from Las Vegas Practice Squad
November 6	DT	MATA/AFA, Hercules	Signed from Practice Squad to Active Roster
November 6	CB	FIELDS II, Mark	Placed on Reserve/Injured
November 3	K	McLAUGHLIN, Chase	Practice Squad Protected
October 31	DT	MATA/AFA, Hercules	Standard Elevation from Practice Squad to Active Roster
October 31	DB	KIRK, Luther	Standard Elevation from Practice Squad to Active Roster
October 31	C	JONES, Brett	Activated from PS to Active Roster via COVID-19 Replacement
October 31	CB	DANTZLER, Cameron	Activated from Reserve/COVID-19
October 31	LB	DYE, Troy	Activated from Reserve/Injured
October 31	CB	JONES, Chris	Activated from Exemption
October 30	CB	HUGHES, Mike	Placed on Reserve/Injured
October 30	S	RILEY, Curtis	Signed to Active Roster

2020 VIKINGS ROSTER

2020 VIKINGS ROSTER MOVES

DATE	POS	PLAYER	TRANSACTION
October 30	LB	DAVIS, Todd	Placed on Reserve/COVID-19
October 28	CB	DANTZLER, Cameron	Placed on Reserve/COVID-19
October 28	C	JONES, Brett	Signed to Practice Squad
October 27	CB	SAYLES, Marcus	Signed to Practice Squad
October 27	LB	GARRETT, Cale	Released from Practice Squad
October 27	C	JONES, Brett	Contract Terminated/Vested Veteran
October 27	K	McLAUGHLIN, Chase	Practice Squad Protected
October 26	CB	JONES, Chris	Claimed via Waivers
October 26	CB	FIELDS II, Mark	Signed from Practice Squad to Active Roster
October 26	LB	DYE, Troy	Designated for Return from Reserve/Injured
October 26	G	ELFLEIN, Pat	Designated for Return from Reserve/Injured
October 22	S	ILOKA, George	Placed on Reserve/Injured
October 22	DE	NGAKOUE, Yannick	Traded to Baltimore
October 15	DT	MATA/AFA, Hercules	Signed to Practice Squad
October 13	DE	YARBROUGH, Eddie	Signed to Practice Squad
October 13	DT	MATA/AFA, Hercules	Waived
October 13	DE	BRAILFORD, Jordan	Signed to Active Roster
October 13	K	McLAUGHLIN, Chase	Practice Squad Protected
October 10	DE	YARBROUGH, Eddie	Waived
October 10	S	ILOKA, George	Signed from Practice Squad to Active Roster
October 9	DT	HUGGINS, Albert	Released from Practice Squad
October 7	K	McLAUGHLIN, Chase	Practice Squad Protected
October 3	S	ILOKA, George	Standard Elevation from Practice Squad to Active Roster
September 30	K	McLAUGHLIN, Chase	Practice Squad Protected
September 28	DB	KIRK, Luther	Signed to Practice Squad
September 28	DB	MEADORS, Nate	Waived
September 26	S	ILOKA, George	Standard Elevation from Practice Squad to Active Roster
September 26	CB	FIELDS II, Mark	Standard Elevation from Practice Squad to Active Roster
September 24	LB	DYE, Troy	Placed on Reserve/Injured
September 24	LB	DAVIS, Todd	Signed to Active Roster
September 23	LB	GARRETT, Cale	Signed to Practice Squad
September 22	LB	NICKERSON, Hardy	Signed from Practice Squad to Active Roster
September 22	DB	MEADORS, Nate	Signed to Practice Squad
September 22	K	McLAUGHLIN, Chase	Practice Squad Protected
September 21	LB	BARR, Anthony	Placed on Reserve/Injured
September 21	DT	ANDERSON, Abdullah	Signed to Practice Squad
September 19	CB	FIELDS II, Mark	Standard Elevation from Practice Squad to Active Roster
September 18	DB	MEADORS, Nate	Waived
September 18	S	METELLUS, Josh	Signed from Practice Squad to Active Roster
September 18	C	JONES, Brett	Signed from Practice Squad to Active Roster
September 17	G	ELFLEIN, Pat	Placed on Reserve/Injured
September 17	S	ILOKA, George	Signed to Practice Squad
September 15	LB	McLAUGHLIN, Chase	Practice Squad Protected
September 12	LB	NICKERSON, Hardy	Standard Elevation from Practice Squad to Active Roster
September 12	DB	MEADORS, Nate	Signed from Practice Squad to Active Roster
September 9	LB	McLAUGHLIN, Chase	Practice Squad Protected
September 9	DE	HUNTER, Danielle	Placed on Reserve/Injured
September 8	LB	NICKERSON, Hardy	Signed to Practice Squad
September 8	K	McLAUGHLIN, Chase	Signed to Practice Squad
September 8	DT	HUGGINS, Albert	Signed to Practice Squad
September 6	QB	STANLEY, Nate	Signed to Practice Squad
September 6	S	METELLUS, Josh	Signed to Practice Squad
September 6	CB	MEADORS, Nate	Signed to Practice Squad
September 6	LB	LYNCH, Blake	Signed to Practice Squad
September 6	C	JONES, Brett	Signed to Practice Squad
September 6	WR	HOLLINS, Alexander	Signed to Practice Squad
September 6	G	HINTON, Kyle	Signed to Practice Squad
September 6	CB	FIELDS II, Mark	Signed to Practice Squad
September 6	TE	DILLON, Brandon	Signed to Practice Squad
September 6	T	COLLINS, Aviante	Signed to Practice Squad
September 6	QB	BROWNING, Jake	Signed to Practice Squad
September 6	T	BRANDEL, Blake	Signed to Practice Squad
September 6	FB	BARGAS, Jake	Signed to Practice Squad
September 6	S	DORN, Myles	Placed on Reserve/Injured
September 6	LB	NICKERSON, Hardy	Waived
September 6	LB	CONNELLY, Ryan	Claimed via Waivers

2020 VIKINGS REGULAR SEASON STATISTICS

Won 6, Lost 8

9/13	L, 34-43	vs. Green Bay
9/20	L, 11-28	at Indianapolis
9/27	L, 30-31	vs. Tennessee
10/4	W, 31-23	at Houston
10/11	L, 26-27	at Seattle
10/18	L, 23-40	vs. Atlanta
11/1	W, 28-22	at Green Bay
11/8	W, 34-20	vs. Detroit
11/16	W, 19-13	at Chicago
11/22	L, 28-31	vs. Dallas
11/29	W, 28-27	vs. Carolina
12/6	W, 27-24	vs. Jacksonville
12/13	L, 14-26	at Tampa Bay
12/20	L, 27-33	vs. Chicago

	Minnesota	Opponent
Total First Downs	327	309
Rushing	125	106
Passing	175	182
Penalty	27	21
3rd Down: Made/Att	67/159	63/166
3rd Down Pct.	42.1%	38.0%
4th Down: Made/Att	10/19	15/22
4th Down Pct.	52.6%	68.2%
Possession Avg.	29:52	30:08
Total Net Yards	5420	5292
Avg. Per Game	387.1	378.0
Total Plays	889	909
Avg. Per Play	6.1	5.8
Net Yards Rushing	2068	1758
Avg. Per Game	147.7	125.6
Total Rushes	432	405
Net Yards Passing	3352	3534
Avg. Per Game	239.4	252.4
Sacked/Yards Lost	34/217	22/121
Gross Yards	3569	3655
Attempts/Completions	435/294	482/317
Completion Pct.	67.6%	65.8%
Had Intercepted	13	12
Punts/Average	49/43.1	40/45.7
Net Punting Avg.	36.1	42.5
Penalties/Yards	75/595	72/634
Fumbles/Ball Lost	18/10	16/6
Touchdowns	45	41
Rushing	16	10
Passing	29	27
Returns	0	4

SCORE BY PERIODS	Q1	Q2	Q3	Q4	OT	Pts
Vikings	79	61	92	125	3	360
Opponents	54	117	108	109	0	388

SCORING	TD	Ru	Pa	Rt	PAT	FG	2Pt	Pts
D.Cook	16	15	1	0	0/0	0/0	3	102
A.Thielen	13	0	13	0	0/0	0/0	1	80
D.Bailey	0	0	0	0	30/34	14/20	0	72
J.Jefferson	7	0	7	0	0/0	0/0	2	46
I.Smith	3	0	3	0	0/0	0/0	1	20
A.Mattison	1	1	0	0	0/0	0/0	0	6
T.Conklin	1	0	1	0	0/0	0/0	0	6
C.Beebe	1	0	1	0	0/0	0/0	0	6
K.Rudolph	1	0	1	0	0/0	0/0	0	6
A.Abdullah	1	0	1	0	0/0	0/0	0	6
C.Ham	1	0	1	0	0/0	0/0	0	6
I.Odenigbo	0	0	0	0	0/0	0/0	0	2
O.Johnson	0	0	0	0	0/0	0/0	1	2
Vikings	45	16	29	0	30/34	14/20	8	360
Opponents	41	10	27	4	33/36	33/37	3	388

SCORING 2-PT. CONVERSIONS

Vikings: 8/11

Opponents: 3/5

SACKS

Y.Ngakoue 5.0, I.Odenigbo 3.5, D.Wonnum 3.0, E.Wilson 3.0, H.Mata'afa 1.5, J.Johnson 1.5, T.Davis 1.0, J.Lynch 1.0, H.Hill 1.0, H.Smith 0.5, S.Stephen 0.5, A.Watts 0.5

Vikings: 21.0

Opponents: 34.0

PASSING	Att	Cmp	Yds	Cmp%	Yds/Att
K.Cousins	435	294	3569	67.6%	8.2
B.Colquitt	0	0	0	0.0%	0.0
Vikings	435	294	3569	67.6%	8.2
Opponents	482	317	3655	65.8%	7.6

RUSHING	No.	Yds	Avg	Long	TD
D.Cook	297	1484	5.0	70t	15
A.Mattison	75	339	4.5	25	1
K.Cousins	27	155	5.7	16	0
A.Abdullah	7	29	4.1	7	0
M.Boone	5	26	5.2	12	0
C.Ham	5	18	3.6	10	0
A.Thielen	3	15	5.0	8	0
J.Jefferson	1	2	2.0	2	0
Vikings	420	2068	4.9	70t	16
Opponents	405	1758	4.3	42t	10

RECEIVING	No.	Yds	Avg	Long	TD
J.Jefferson	73	1182	16.2	71t	7
A.Thielen	62	771	12.4	51	13
D.Cook	42	349	8.3	50t	1
K.Rudolph	28	334	11.9	25	1
I.Smith	22	282	12.8	36	3
C.Beebe	18	157	8.7	16	1
O.Johnson	13	176	13.5	29	0
T.Conklin	12	123	10.3	30	1
A.Mattison	10	75	7.5	14	0
C.Ham	6	53	8.8	12t	1
A.Abdullah	5	51	10.2	22t	1
M.Boone	2	10	5.0	6	0
B.Dillon	1	6	6.0	6	0
Vikings	294	3569	12.1	71t	29
Opponents	317	3655	11.5	61	27

INTERCEPTIONS	No.	Yds	Avg	Long	TD
H.Smith	4	24	6.0	16	0
E.Wilson	3	23	7.7	16	0
E.Kendricks	3	0	0.0	0	0
C.Dantzler	2	0	0.0	0	0
Vikings	12	47	3.9	16	0
Opponents	13	177	13.6	43t	1

PUNTING	No.	Yds	Avg	Net	TB	In20	Lg	B
B.Colquitt	47	2112	44.9	36.1	3	8	59	2
Vikings	49	2112	43.1	36.1	3	8	59	2
Opponents	40	1828	45.7	42.5	4	18	61	0

PUNT RETURNS	Ret	FC	Yds	Avg	Long	TD
K.Osborn	7	6	27	3.9	8	0
C.Beebe	7	5	22	3.1	10	0
Vikings	14	11	49	3.5	10	0
Opponents	29	8	282	9.7	32	0

KICKOFF RETURNS	No.	Yds	Avg	Long	TD
K.Osborn	14	303	21.6	38	0
A.Abdullah	11	245	22.3	30	0
C.Ham	2	31	15.5	20	0
C.Beebe	1	19	19.0	19	0
M.Boone	1	17	17.0	17	0
Vikings	29	615	21.2	38	0
Opponents	21	487	23.2	104t	1

FUMBLES/LOST	
K.Cousins	8/5
D.Cook	4/3
C.Beebe	2/1
K.Rudolph	1/1
K.Osborn	2/0
G.Bradbury	1/0
Vikings	18/10
Opponents	16/6

Opponent Fumble Recoveries:

E.Wilson - 2
J.Brailford - 1
D.Chasina - 1
C.Dantzler - 1
J.Metellus - 1

Total: 6

FIELD GOALS	1-19	20-29	30-39	40-49	50+
D.Bailey	0/0	5/5	3/4	4/6	2/5
Vikings	0/0	5/5	3/4	4/6	2/5
Opponents	2/2	8/9	7/7	11/12	5/7

FIELD GOAL ATTEMPTS

D.Bailey (35G, 21G), (41G, 49), (31G, 55) (52G, 46G), (37G, 43G),

(53G, 25G), (48G, 51, 23G), (36, 54, 46), (24G, 22G)

Vikings (35G), (21G), (41G, 49), (31G, 55), (52G, 46G), (37G, 43G),

(53G, 25G), (48G, 51, 23G), (36, 54, 46), (24G, 22G)

Opponents (31G, 43G), (28G, 38G, 38G, 44G), (39G, 31G, 30G, 51G, 54G, 55G),

(50G, 28G, 25), (50G, 21G, 47G, 43G) (46, 23G, 45G),

(23G, 42G), (19G), (28, 40G, 21G, 54), (22G, 62), (18G, 48G),

(42G, 35G, 48G, 42G)

GAME-BY-GAME TEAM STATISTICS

DEFENSIVE STATS										
	TKL	AST	COMB	TFL	SACK	QBH	FF	FR	INT	PD
vs. GB - 9/13	50	12	62	2	0.0	2	1	0	0	1
at IND - 9/20	56	14	70	5	2.0	2	1	0	1	3
vs. TEN - 9/27	45	23	68	5	2.0	7	1	0	1	5
at HOU - 10/4	38	25	63	4	3.0	4	0	0	0	3
at SEA - 10/11	29	12	41	5	4.0	9	0	0	1	2
vs. ATL - 10/18	50	25	75	8	2.0	5	1	1	0	2
at GB - 11/1	43	21	64	0	1.0	2	1	1	0	2
vs. DET - 11/8	43	31	74	3	2.0	7	1	0	3	4
at CHI - 11/16	28	12	40	5	2.0	12	0	0	1	5
vs. DAL - 11/22	30	36	66	2	1.0	2	0	0	1	3
vs. CAR - 11/29	26	40	66	5	0.0	3	0	0	1	4
vs. JAX - 12/6	34	38	72	2	2.0	7	2	2	2	5
at TB - 12/13	24	22	46	1	0.0	3	0	0	0	1
vs. CHI - 12/20	36	38	74	2	1.0	2	0	0	1	3
at NO - 12/25										
at DET - 1/3										
2020 TOTALS	532	349	881	49	22.0	67	8	4	12	43

SPECIAL TEAMS STATS						
	SOLO	AST	COMB	FF	FR	BL
vs. GB - 9/13	2	0	2	0	0	0
at IND - 9/20	6	1	7	0	0	0
vs. TEN - 9/27	3	0	3	0	0	0
at HOU - 10/4	4	0	4	1	1	0
at SEA - 10/11	1	0	1	0	0	0
vs. ATL - 10/18	5	0	5	1	0	0
at GB - 11/1	3	0	3	0	0	0
vs. DET - 11/8	4	4	8	0	0	0
at CHI - 11/16	3	2	5	0	1	0
vs. DAL - 11/22	3	2	5	0	1	1
vs. CAR - 11/29	4	0	4	0	0	1
vs. JAX - 12/6	3	0	3	0	1	0
at TB - 12/13	1	0	1	0	0	0
vs. CHI - 12/20	4	0	4	0	0	0
vs. NO - 12/25						
at DET - 1/3						
2020 TOTALS	46	9	55	2	4	2

2020 VIKINGS REGULAR SEASON STATISTICS

DEFENSIVE STATS

	TKL	AST	COMB	TFL	SACK	QBH	FF	FR	INT	PD
Eric Kendricks	69	38	107	4	0.0	1	0	0	3	6
Eric Wilson	51	55	106	5	3.0	9	1	2	3	6
Anthony Harris	50	38	88	2	0.0	0	0	0	0	5
Jeff Gladney	57	16	73	7	0.0	2	1	0	0	2
Harrison Smith	42	30	72	2	0.5	5	0	0	4	9
Cameron Dantzler	33	10	43	3	0.0	0	1	1	2	3
Jaleel Johnson	20	22	42	3	1.5	2	0	0	0	0
Jalyn Holmes	16	20	36	2	0.0	5	0	0	0	2
Ifeadi Odenigbo	15	18	33	3	3.5	15	0	0	0	0
Todd Davis	13	18	31	1	1.0	1	0	0	0	1
Kris Boyd	21	9	30	1	0.0	0	0	0	0	2
Shamar Stephen	17	13	30	2	0.5	2	0	0	0	0
Armon Watts	11	17	28	0	0.5	2	0	0	0	0
Holton Hill	19	5	24	0	1.0	0	0	0	0	3
Troy Dye	12	11	23	0	0.0	1	0	0	0	1
D.J. Wonnum	13	6	19	5	3.0	8	1	0	0	1
Hercules Mata'afa	9	10	19	2	1.5	5	0	0	0	0
Chris Jones	15	1	16	0	0.0	0	0	0	0	0
Mike Hughes	9	4	13	0	0.0	0	0	0	0	1
Yannick Ngakoue	12	0	12	5	5.0	7	2	0	0	0
Harrison Hand	8	1	9	0	0.0	0	0	0	0	1
Anthony Barr	6	0	6	0	0.0	0	0	0	0	0
George Iloka	4	1	5	1	0.0	0	0	0	0	0
Eddie Yarbrough	3	2	5	0	0.0	1	0	0	0	0
Hardy Nickerson	2	2	4	0	0.0	0	0	0	0	0
James Lynch	2	1	3	1	1.0	1	0	0	0	0
Jordan Brailford	2	0	2	0	0.0	0	1	1	0	0
Mark Fields II	1	0	1	0	0.0	0	0	0	0	0
Blake Lynch	0	1	1	0	0.0	0	0	0	0	0
TOTALS	532	349	881	49	22.0	67	8	4	12	43

SPECIAL TEAMS STATS

	SOLO	AST	COMB	FF	FR	BL
Josh Metellus	6	1	7	0	2	0
C.J. Ham	5	1	6	0	0	0
Mike Boone	4	1	5	1	0	0
Kris Boyd	3	1	4	0	0	0
Dan Chisena	3	0	3	0	1	0
Ryan Connelly	3	0	3	0	0	0
Harrison Hand	3	0	3	0	0	0
K.J. Osborn	2	1	3	0	1	0
Ameer Abdullah	2	0	2	0	0	0
Chad Beebe	2	0	2	0	0	0
Tyler Conklin	2	0	2	0	0	0
Josh Metellus	2	0	2	0	0	0
Hardy Nickerson	2	0	2	1	0	0
Hardy Nickerson	1	1	2	0	0	0
Austin Cutting	1	0	1	0	0	0
Todd Davis	1	0	1	0	0	0
George Iloka	1	0	1	0	0	0
Blake Lynch	1	0	1	0	0	0
Irv Smith Jr.	1	0	1	0	0	0
Cordrea Tankersley	1	0	1	0	0	0
Troy Dye	0	1	1	0	0	0
Curits Riley	0	1	1	0	0	0
Eric Wilson	0	1	1	0	0	1
D.J. Wonnum	0	0	0	0	0	1
TOTALS	46	9	55	2	4	2

INTERCEPTIONS

	No.	Yds	Avg	Long	TD
Harrison Smith	4	24	6.0	16	0
Eric Wilson	3	23	7.7	16	0
Eric Kendricks	3	0	0.0	0	0
Cameron Dantzler	2	0	0.0	0	0
TOTALS	12	47	3.9	16	0

SACKS

	SACKS	YDS
Yannick Ngakoue	5.0	26
Ifeadi Odenigbo	3.5	19.5
Eric Wilson	3.0	14.5
D.J. Wonnum	3.0	16
Jaleel Johnson	1.5	8.5
Hercules Mata'afa	1.5	13
James Lynch	1.0	8
Todd Davis	1.0	4
Holton Hill	1.0	0
Harrison Smith	0.5	5
Shamar Stephen	0.5	4.5
Armon Watts	0.5	2
TOTALS	22.0	121

2020 VIKINGS REGULAR SEASON PARTICIPATION CHART

DATE	OPPONENT	9/16	9/20	9/27	10/4	10/11	10/18	11/1	11/8	11/16	11/22	11/29	12/6	12/13	12/20	12/25	1/3	SEASON				CAREER	
		GB	IND	TEN	HOU	SEA	ATL	CB	DET	CHI	DAL	CAR	JAX	TB	CHI	NO	DET	GP	GS	DNP	IA	GP	GS
Abdullah, Ameer		P	P	P	P	P	P	P	P	P	P	P	P	P	P			14	0			72	22
Anderson, Abdullah		N	N	PS	PS	PS	PS	PS	P	PS	PS	PS	PS	PS	PS			1	0			7	0
Bailey, Dan		P	P	P	P	P	P	P	P	P	P	P	P	P	P			14	0			152	0
Bailey, Zack		N	N	N	N	N	N	N	N	N	N	N	N	PS	PS			0	0			0	0
Bargas, Jake		PS	PS	PS	PS	PS	PS	PS	PS	PS	PS	PS	PS	PS	PS			0	0			0	0
Barr, Anthony		S	S	IR	IR	IR	IR	IR	IR	IR	IR	IR	IR	IR	IR			2	2			87	87
Beebe, Chad		I	I	P	P	P	P	P	P	P	P	P	P	P	P			12	0		2	18	0
Bertolet, Taylor		N	N	N	N	N	N	N	N	N	N	N	N	N	PS			0	0			0	0
Boone, Mike		P	P	P	P	P	P	P	P	P	P	P	P	P	P			14	0			38	2
Boyd, Kris		P	P	S	I	I	I	P	S	S	S	S	S	P	IR			10	5		3	26	5
Bradbury, Garrett		S	S	S	S	S	S	S	S	S	S	S	S	S	S			14	14			30	30
Brailford, Jordan		N	N	N	N	N	DNP	I	I	I	I	I	P	P	P			3	0	1	5	3	0
Brandel, Blake		PS	PS	PS	PS	PS	PS	PS	PS	PS	PS	PS	PS	PS	PS			0	0			0	0
Browning, Jake		PS	PS	PS	PS	PS	PS	PS	PS	PS	PS	PS	PS	PS	PS			0	0			0	0
Chisena, Dan		P	P	P	P	P	P	I	P	P	I	P	P	P	P			12	0		2	12	0
Cleveland, Ezra		I	P	P	P	P	S	S	S	S	I	I	S	S	S			11	7		3	11	7
Collins, Aviante		PS	PS	PS	PS	PS	PS	PS	PS	PS	DNP	PS	PS	PS	PS			0	0	1		5	1
Colquitt, Britton		P	P	P	P	P	P	P	P	P	P	P	P	P	P			14	0			174	0
Conklin, Tyler		P	P	P	P	P	P	P	P	P	P	P	P	P	P			14	1			45	5
Connelly, Ryan		I	P	P	P	P	P	P	P	I	P	P	P	P	P			12	0		2	12	0
Cook, Dalvin		S	S	S	S	S	I	S	S	S	S	S	S	S	S			13	13		1	42	41
Cousins, Kirk		S	S	S	S	S	S	S	S	S	S	S	S	S	S			14	14			107	102
Cutting, Austin		P	P	P	P	P	P	P	P	P	I	I	N	N	N			9	0		2	25	0
Dantzler, Cameron		S	I	I	S	S	S	S	I	I	P	S	S	S	S			10	9		4	10	9
Davis, Todd		N	N	P	P	P	S	COV	COV	P	P	P	P	P	P			10	5			95	68
DePaola, Andrew		N	N	N	N	N	N	N	N	N	P	P	P	P	P			5	0			70	0
Dillon, Brandon		PS	PS	PS	PS	PS	PS	PS	PS	P	PS	P	P	PS-IR	PS-IR			3	0			4	0
Dom, Myles		IR	IR	IR	IR	IR	IR	IR	IR	IR	IR	IR	IR	IR	IR			0	0			0	0
Dozier, Dakota		S	S	S	S	S	S	S	S	S	S	S	S	S	S			14	14			68	25
Dye, Troy		P	P	IR	IR	IR	IR	S	S	P	P	S	P	S	S			10	5			10	5
Elfein, Pat		S	IR	IR	IR	IR	IR	IR	IR	N	N	N	N	N	N			1	1			44	43

2020 VIKINGS REGULAR SEASON PARTICIPATION CHART

DATE	OPPONENT	9/6	9/20	9/27	10/4	10/11	10/18	11/1	11/8	11/6	11/22	11/29	12/6	12/13	12/20	12/25	1/3	SEASON				CAREER	
																		GP	GS	DNP	IA	GP	GS
	Fields II, Mark	PS	DNP	P	PS	PS	PS	P	IR	IR	IR	IR	IR	IR	N			2	0	1		3	0
	Garrett, Cale	N	N	PS	PS	PS	PS	N	N	N	N	N	N	N	N			0	0			3	0
	Gladney, Jeff	P	S	S	S	S	S	S	S	S	S	S	S	S	S			14	13			14	13
	Gedeon, Ben	PUP-R	PUP-R	PUP-R	PUP-R	PUP-R	PUP-R	PUP-R	PUP-R	N	N	N	N	N	N			0	0			39	22
	Ham, C.J.	S	P	S	S	P	P	S	S	P	P	S	S	S	S			14	10		2	61	20
	Hand, Harrison	I	I	P	P	P	P	P	P	P	P	P	P	P	P			12	0			12	0
	Harfis, Anthony	S	S	S	S	S	S	S	S	S	S	S	PS	PS	PS			14	14			79	45
	Hayes, Tae	N	N	N	N	N	N	N	N	N	N	N	PS	PS	PS			0	0		1	5	0
	Henges, Hale	N	N	N	N	N	N	N	N	N	N	N	RE	I	I			0	0		3	28	6
	Hill, Holton	P	S	S	P	I	I	I	RE	IR	IR	IR	IR	N	N			4	2			57	16
	Hill, Rashod	P	P	P	P	P	P	P	P	P	P	P	P	P	P			14	0			0	0
	Hinton, Kyle	PS	PS	PS	PS	PS	PS	PS	PS	PS	PS	PS	PS	PS	PS			0	0			0	0
	Hollins, Alexander	PS	PS	PS	PS	PS	PS	PS	PS	PS	PS	PS	PS	PS	PS			0	0			5	1
	Holmes, Jalyn	S	P	P	P	P	P	S	S	S	S	S	S	S	S			14	9			25	9
	Huggins, Albert	PS	PS	PS	PS	PS	N	N	N	N	N	N	IR	N	N			0	0		2	4	0
	Hughes, Mike	S	S	I	I	P	P	IR	IR	IR	IR	IR	IR	IR	IR			4	2			24	7
	Hunter, Danielle	IR	IR	IR	IR	IR	IR	IR	IR	IR	IR	IR	IR	IR	IR			0	0			78	49
	Iloka, George	N	PS	P	P	P	P	IR	IR	IR	IR	IR	IR	IR	IR			4	0			103	79
	Jefferson, Justin	P	P	S	S	S	S	S	S	S	S	S	S	S	S			14	12			14	12
	Johnson, Jaleel	S	S	S	S	S	S	S	S	S	S	S	S	S	S			14	14			51	18
	Johnson, Blisi	S	S	P	P	P	P	P	P	P	P	S	P	P	P			14	3			30	9
	Jones, Brett	PS	P	P	P	P	P	P	P	P	S	S	P	P	P			13	2			59	19
	Jones, Chris	N	N	N	N	N	N	I	P	S	S	P	P	P	P			7	2		1	21	5
	Kendricks, Eric	S	S	S	S	S	S	S	S	S	S	S	DNP	I	I			11	11	1	2	85	81
	Kirk, Luther	N	N	N	PS	PS	PS	DNP	PS	PS	PS	PS	PS	PS	PS			0	0	1		0	0
	Lynch, Blake	PS	PS	PS	PS	PS	PS	PS	PS	PS	PS	PS	PS	P	P			2	0			2	0
	Lynch, James	I	I	I	I	P	P	P	I	I	P	DNP	DNP	P	P			7	0	1	6	7	0
	Mannion, Sean	DNP	DNP	DNP	DNP	DNP	DNP	DNP	DNP	DNP	DNP	DNP	DNP	DNP	DNP			0	0	14		13	2
	Mata'afa, Hercules	P	DNP	P	P	I	PS	P	P	P	P	P	DNP	P	P			11	0	1	1	17	0
	Mattison, Alexander	P	P	P	P	P	S	P	P	P	P	P	I	I	P			12	1		2	25	1
	Mabin, Dylan	N	N	N	N	N	N	N	I	P	I	I	I	I	I			1	0		6	2	0

2020 VIKINGS REGULAR SEASON PARTICIPATION CHART

DATE	OPPONENT	2020																SEASON			CAREER		
		9/6	9/20	9/27	10/4	10/11	10/18	11/1	11/8	11/16	11/22	11/29	12/6	12/13	12/20	12/25	1/3	GP	DNP	1A	GP	GS	
	McLaughlin, Chase	P	PS	PS	PS	PS	PS	PS	PS	N	N	N	N	N	N	N		0	0			11	0
	Meadors, Nate	P	N	PS	N	N	N	N	N	N	N	N	N	N	N	N		1	0			3	0
	Metellus, Josh	PS	P	P	P	P	P	P	P	P	P	P	P	P	P		13	0			13	0	
	Muhammad, Khalifani	N	N	N	N	N	N	N	N	N	N	N	N	N	PS		0	0			0	0	
	Ngakoue, Yannick	P	S	S	S	S	S	N	N	N	N	N	N	N	N		6	5			69	40	
	Nickerson, Hardy	P	PS	P	S	P	P	P	P	P	P	P	PS	P	P		12	1			49	10	
	Odenigbo, Ifeadi	S	S	S	S	S	S	S	S	S	S	S	S	S	S		14	14			31	14	
	O'Neill, Brian	S	S	S	S	S	S	S	S	S	S	S	S	S	S		14	14			44	40	
	Osborn, K.J.	P	P	I	P	I	I	P	P	P	P	I	P	I	I		8	0	6		8	0	
	Pierce, Michael	00	00	00	00	00	00	00	00	00	00	00	00	00	00		0	0			60	30	
	Reiff, Riley	S	S	S	S	S	S	S	S	S	S	S	S	S	S		14	14			134	126	
	Riley, Curtis	N	N	N	N	N	N	I	P	P	I	I	I	N	PS		2	0	4		49	20	
	Rudolph, Kyle	S	S	S	S	S	S	S	S	S	S	S	S	I	I		12	12	2		140	132	
	Samia, Dru	P	S	S	S	I	P	PS	P	COV	COV	P	P	P	P		11	4	1		13	4	
	Sayles, Marcus	N	N	N	N	N	N	PS	PS	PS	PS	PS	N	N	N		0	0			0	0	
	Sharpe, Tajaé	P	P	I	I	DNP	I	I	I	I	I	P	I	P	N		4	0	2	7	51	29	
	Smith, Cameron	NFI	NFI	NFI	NFI	NFI	NFI	NFI	NFI	NFI	NFI	NFI	NFI	NFI	NFI		0	0			5	0	
	Smith, Harrison	S	S	S	S	S	S	S	S	S	S	S	I	S	S		14	14			128	127	
	Smith Jr., Irv	P	S	P	P	S	S	P	P	I	S	I	I	P	S		11	5	3		27	12	
	Stanley, Nate	PS	PS	PS	PS	PS	PS	PS	PS	PS	PS	PS	PS	PS	PS		0	0			0	0	
	Stephen, Shamar	S	S	S	S	S	S	S	S	S	S	S	S	S	S		14	14			96	63	
	Tankersley, Cordrea	N	N	N	N	N	N	N	N	PS	PS	PS	PS	PS	P		1	0			18	11	
	Thielen, Adam	S	S	S	S	S	S	S	S	S	S	COV	S	S	S		13	13		9	103	69	
	Udoh, Olisaemeka	P	I	I	I	I	P	I	I	P	P	P	I	I	I		5	0			6	0	
	Vizcaino, Tristan	N	N	N	N	N	N	N	N	N	PS	PS	PS	PS	N		0	0			0	0	
	Watts, Armon	P	P	P	P	P	P	P	P	P	P	P	P	P	P		14	0			21	1	
	Willekes, Kenny	IR	IR	IR	IR	IR	IR	IR	IR	IR	IR	IR	IR	IR	IR		0	0			0	0	
	Wilson, Eric	S	P	S	S	S	S	S	S	S	S	S	S	S	S		14	13			62	23	
	Wonnun, D.J.	I	P	P	P	P	P	P	P	P	P	P	I	P	P		12	0	2		12	0	
	Yarborough, Eddie	P	I	I	I	N	PS	PS	PS	PS	PS	PS	P	PS	PS		2	0	3		33	6	

REGULAR SEASON GAME-BY-GAME STATISTICS

VIKINGS																																										
1st Downs										Total Offense						INTs By Minn.						Punts				Punt Returns				KO Returns				Pen		Fum		Scoring				
T	R	Pa	Pe	Yd	Ru	At	PaSk/Yd	A	C	I	N	Yd	Lg	TD	N/Avg.	N	Yd	FC	Lg	TD	N	Yd	Lg	TD	N	Yd	Lg	TD	N/Yd	N/LT	R	P	Rt	PAT	2PT	FG	S					
vs GB	25	10	12	3	382	134	22	248	2/11	25	19	1	0	0	0	2/40.0	0	0	0	0	0	2	64	38	0	0	2	64	38	0	5/20	0/0	2	2	0	1/1	3	1/1	0	0		
at IND	12	3	5	4	175	80	18	95	3/18	26	11	3	1	0	0	4/42.0	0	0	0	0	0	4	77	26	0	0	4	77	26	0	6/45	0/0	1	0	0	0/0	1	1/1	0	0		
vs TEN	22	10	11	1	464	226	33	238	2/13	27	16	2	1	16	16	0	3/44.0	0	0	2	0	0	2	47	25	0	0	2	47	25	0	3/20	2/1	1	3	0	3/3	0	12	0	0	
at HOU	24	14	10	0	410	162	40	248	3/12	22	16	0	0	0	0	4/41.5	1	6	2	6	0	2	40	20	0	0	2	40	20	0	4/36	0/0	3	1	0	4/4	0	12	0	0		
at SEA	31	17	2	7	449	201	41	248	3/11	39	27	1	1	7	7	0	2/48.0	2	7	0	7	0	2	37	20	0	0	2	37	20	0	6/55	3/1	2	0	2	2/2	0	22	0	0	
vs ATL	19	3	14	2	365	32	13	333	1/10	36	24	3	0	0	0	4/49.5	0	0	1	0	0	3	73	29	0	0	3	73	29	0	3/30	0/0	0	3	0	1/1	2	0/0	0	0		
at GB	20	11	6	3	324	173	34	151	1/9	14	11	0	0	0	0	3/37.7	0	0	0	0	0	4	66	27	0	0	4	66	27	0	7/36	0/0	3	1	0	4/4	0	0/0	0	0		
vs DET	22	10	11	1	487	275	34	212	1/8	20	13	0	3	16	16	0	5/31.4	1	-3	0	-3	0	5	98	26	0	0	5	98	26	0	9/69	0/0	2	3	0	4/5	0	0/0	0	0	
at CHI	19	4	14	1	385	99	33	286	1/6	36	25	1	1	8	8	0	5/41.6	1	0	2	0	0	0	0	0	0	0	0	0	0	0	0	0	0	1/1	0	2/2	0	0			
vs DAL	29	9	14	1	430	125	29	305	2/9	30	22	0	1	0	0	3/51.3	1	3	2	3	0	1	20	20	0	0	1	20	20	0	8/80	3/2	1	3	0	4/4	0	0/0	0	0		
vs CAR	26	7	18	1	387	96	24	291	2/16	45	34	0	1	0	0	3/51.0	2	0	0	0	0	0	0	0	0	0	0	0	0	0	0	0	0	0	0	2/2	1	2/2	0	0		
vs JAX	30	10	17	3	420	145	38	275	4/30	43	28	1	2	0	0	0	7/47.3	3	21	0	8	0	3	63	25	0	0	3	63	25	0	6/41	2/1	0	3	0	1/3	0	2/3	1	0	
at TB	27	11	14	2	335	162	33	173	6/52	37	24	0	0	0	0	2/38.0	2	15	0	10	0	0	1	0	0	0	0	1	0	0	0	5/71	2/1	1	1	0	0/1	0	0/3	0	0	
vs CHI	26	11	12	3	407	158	28	249	3/22	35	24	1	1	0	0	2/40.0	0	0	1	0	0	1	30	30	0	0	1	30	30	0	1/5	1/0	1	2	0	3/3	0	2/2	0	0		
at DET																																										
TOTAL:332	325	175	27	5420	2068	420	3352	34/277	435	294	13	12	47	16	0	49/43.1	13	49	11	10	0	29	615	38	0	29	615	38	0	75/595	18/10	16	29	0	30/34	8	14/20	1				

REGULAR SEASON GAME-BY-GAME STATISTICS

OPPONENTS

1st Downs										Total Offense					INTs By Opp.					Punts					Punt Returns					KO Returns					Pen					Scoring				
T	R	Pa	Pe	Yd	Ru	At	Pa Sk/Yd	A	C	I	N	Yd	Lg	TD	N	Yd	Lg	TD	N	Yd	Lg	TD	N	Yd	Lg	TD	N	Yd	Lg	TD	N	Yd	Lg	TD	P	Rt	PAT	2PT	FG	S				
vs GB	31	11	17	3	522	158	32	364	0/0	44	32	0	1	-4	0	1/40.0	1	0	1	0	0	1	18	18	0	6/63	1/0	1	4	0	5/5	0	2/2	0	1	4	0	5/5	0	2/2	0			
at IND	24	11	10	3	354	151	40	203	2/11	25	19	1	3	59	43	0	2/43.5	4	40	0	16	0	2	27	24	0	9/93	1/0	1	1	0	2/2	0	4/4	0	1	1	0	2/2	0	4/4	0		
vs TEN	23	10	13	0	444	134	34	310	2/11	37	23	1	2	8	5	0	3/47.7	2	5	1	3	0	1	30	30	0	4/45	2/0	2	0	0	1/1	0	5/6	0	2	0	1/1	0	5/6	0			
at HOU	20	5	12	3	386	96	26	290	3/10	33	20	0	0	0	0	4/50.3	2	14	1	13	0	2	51	29	0	2/15	3/1	0	2	0	2/2	0	3/3	0	2	0	2/2	0	3/3	0				
at SEA	18	6	12	0	314	124	16	190	4/27	32	20	1	1	7	7	0	5/45.2	1	15	0	15	0	0	0	0	0	0	0	0	0	0	0	0	0	0	0	0	0	0					
vs ATL	24	5	17	2	462	99	37	363	2/8	40	30	0	3	31	17	0	2/34.0	3	36	1	24	0	2	48	29	0	3/25	0/0	1	3	0	4/4	0	4	0	1	3	0	4/4	0				
at GB	24	5	17	2	400	109	24	291	1/0	41	27	0	0	0	0	1/38.0	1	9	0	9	0	2	53	27	0	9/85	1/1	0	4	0	4/4	0	4	0	0	4	0	4/4	0					
vs DET	30	9	19	2	421	129	27	292	2/13	45	31	3	0	0	0	2/46.5	2	33	1	21	0	3	24	11	0	3/37	1/0	0	2	0	2/2	0	2/3	0	0	2	0	2/2	0	2/3	0			
at CHI	10	1	9	0	149	41	17	108	2/17	31	16	1	1	33	33	0	5/44.2	3	44	0	32	0	3	142	104	1	1/5	3/1	0	0	1	1/1	0	2/3	0	0	1	1/1	0	2/3	0			
vs DAL	24	9	13	2	376	180	31	196	1/7	32	22	1	0	0	0	3/47.3	3	48	0	20	0	1	16	16	0	4/30	0/0	1	3	0	2/3	0	2/4	0	1	3	0	2/3	0	2/4	0			
vs CAR	21	10	10	1	374	107	28	267	0/0	36	19	1	0	0	0	3/38.7	2	20	1	20	0	1	9	9	0	7/58	0/0	0	1	2	3/3	0	2/4	0	0	1	2	3/3	0	2/4	0			
vs JAX	20	5	15	0	390	124	25	266	2/14	42	28	2	1	43	43	1	5/51.6	3	13	2	13	0	5	0	0	10/83	2/2	1	1	1	1/2	1	1	1	1	1	1/2	1	1	1/2	1			
at TB	17	6	8	3	303	107	26	196	0/0	23	15	0	0	0	0	3/50.3	1	4	0	4	0	0	0	0	0	0	5/34	0/0	1	2	0	2/3	0	2/2	0	2	0	2/3	0	2/2	0			
vs CHI	23	13	10	0	397	199	42	198	1/4	21	15	1	1	0	0	1/44.0	1	1	0	1	0	1	0	3	69	30	0	4/36	0/0	2	1	0	3/3	0	4/4	0	2	1	0	3/3	0	4/4	0	
at NO																																												
at DET																																												
TOTAL	309	106	182	21	5292	1758	405	3534	21/122	482	317	12	13	177	43	1	40/44.4	29	282	8	32	0	26	487	104	1	72/634	16/6	10	27	4	33/36	3	33/37	0									

THIRD DOWN EFFICIENCY

		6/11	54.5%			1ST	2ND	3RD	4TH	OT	TOTAL	MIN.FG
vs. GB	at IND	3/11	27.3%	vs. GB	at IND	3	19	7	14	-	43	31, 43
vs. TEN	at HOU	3/13	23.1%	vs. TEN	at HOU	6	3	16	6	-	28	28, 38, 38, 44
at SEA	at SEA	0/7	0.0%	at SEA	at SEA	0	6	10	7	-	31	39, 31, 30, 51, 54, 55
vs. ATL	at GB	9/17	52.9%	vs. ATL	at GB	10	10	10	10	-	23	50, 28, 25
vs. DET	at CHI	5/11	45.5%	vs. DET	at CHI	7	7	0	8	-	22	50, 21, 47, 43
at CHI	vs. DAL	2/11	18.2%	at CHI	vs. DAL	0	10	0	10	-	20	23, 45
vs. DAL	vs. CAR	5/11	45.5%	vs. DAL	vs. CAR	3	3	7	0	-	13	23, 42
vs. CAR	vs. JAX	6/14	43.0%	vs. CAR	vs. JAX	6	10	0	15	-	31	19
vs. JAX	at TB	4/13	30.8%	vs. JAX	at TB	0	7	14	6	-	27	40, 21
at TB	vs. CHI	5/11	45.5%	vs. CHI	at NO	9	0	7	8	0	24	22
vs. CHI	at NO	6/12	50.0%	vs. CHI	at DET	0	17	6	3	-	26	18, 48
at NO				at DET		10	10	7	6	-	33	42, 35, 48, 42
TOTAL		63/166	38.0%	TOTALS:		54	117	108	109	0	388	

SCORING SUMMARY

GAME-BY-GAME STATISTICS

RUSHING

4 • SEAN MANNION • QB

OPPONENT	No	Yds	Avg	Lg	TD
vs. GB - 9/13					
at IND - 9/20					
vs. TEN - 9/27					
at HOU - 10/4					
at SEA - 10/11					
vs. ATL - 10/18					
at GB - 11/1					
vs. DET - 11/8					
at CHI - 11/16					
vs. DAL - 11/22					
vs. CAR - 11/29					
vs. JAX - 12/6					
at TB - 12/13					
vs. CHI - 12/20					
at NO - 12/25					
at DET - 1/3					
2020 TOTALS	0	0	0.0	0	0
CAREER	23	-17	-0.7	3	0

8 • KIRK COUSINS • QB

OPPONENT	No	Yds	Avg	Lg	TD
vs. GB - 9/13*	4	34	8.5	16	0
at IND - 9/20*	0	0	0.0	0	0
vs. TEN - 9/27*	2	14	7.0	14	0
at HOU - 10/4*	4	5	1.3	5	0
at SEA - 10/11*	1	2	2.0	2	0
vs. ATL - 10/18*	0	0	0.0	0	0
at GB - 11/1*	0	0	0.0	0	0
vs. DET - 11/8*	0	0	0.0	0	0
at CHI - 11/16*	1	-1	-1.0	-1	0
vs. DAL - 11/22*	1	4	4.0	4	0
vs. CAR - 11/29*	3	19	6.3	11	0
vs. JAX - 12/6*	3	12	4.0	10	0
at TB - 12/13*	5	41	8.2	13	0
vs. CHI - 12/20*	3	25	8.3	10	0
at NO - 12/25					
at DET - 1/3					
2020 TOTALS	27	155	5.7	16	0
CAREER	225	720	3.2	19	15

18 • JUSTIN JEFFERSON • WR

OPPONENT	No	Yds	Avg	Lg	TD
vs. GB - 9/13	0	0	0.0	0	0
at IND - 9/20	0	0	0.0	0	0
vs. TEN - 9/27*	0	0	0.0	0	0
at HOU - 10/4*	0	0	0.0	0	0
at SEA - 10/11*	0	0	0.0	0	0
vs. ATL - 10/18*	0	0	0.0	0	0
at GB - 11/1*	0	0	0.0	0	0
vs. DET - 11/8*	0	0	0.0	0	0
at CHI - 11/16*	0	0	0.0	0	0
vs. DAL - 11/22*	0	0	0.0	0	0
vs. CAR - 11/29*	0	0	0.0	0	0
vs. JAX - 12/6*	1	2	2.0	2	0
at TB - 12/13*	0	0	0.0	0	0
vs. CHI - 12/20*	0	0	0.0	0	0
at NO - 12/25					
at DET - 1/3					
2020 TOTALS	1	2	0.0	2	0
CAREER	1	2	2.0	2	0

19 • ADAM THIELEN • WR

OPPONENT	No	Yds	Avg	Lg	TD
vs. GB - 9/13*	0	0	0.0	0	0
at IND - 9/20*	0	0	0.0	0	0
vs. TEN - 9/27*	1	4	4.0	4	0
at HOU - 10/4*	1	8	8.0	8	0
at SEA - 10/11*	1	3	3.0	3	0
vs. ATL - 10/18*	0	0	0.0	0	0
at GB - 11/1*	0	0	0.0	0	0
vs. DET - 11/8*	0	0	0.0	0	0
at CHI - 11/16*	0	0	0.0	0	0
vs. DAL - 11/22*	0	0	0.0	0	0
vs. CAR - 11/29					
vs. JAX - 12/6*	0	0	0.0	0	0
at TB - 12/13*	0	0	0.0	0	0
vs. CHI - 12/20*	0	0	0.0	0	0
at NO - 12/25					
at DET - 1/3					
2020 TOTALS	3	15	0.0	8	0
CAREER	19	166	8.7	41	1

23 • MIKE BOONE • RB

OPPONENT	No	Yds	Avg	Lg	TD
vs. GB - 9/13	0	0	0.0	0	0
at IND - 9/20	0	0	0.0	0	0
vs. TEN - 9/27	0	0	0.0	0	0
at HOU - 10/4	0	0	0.0	0	0
at SEA - 10/11	2	19	9.5	12	0
vs. ATL - 10/18	1	-1	-1.0	-1	0
at GB - 11/1	0	0	0.0	0	0
vs. DET - 11/8	0	0	0.0	0	0
at CHI - 11/16	0	0	0.0	0	0
vs. DAL - 11/22	0	0	0.0	0	0
vs. CAR - 11/29	0	0	0.0	0	0
vs. JAX - 12/6	0	0	0.0	0	0
at TB - 12/13	2	8	4.0	5	0
vs. CHI - 12/20	0	0	0.0	0	0
at NO - 12/25					
at DET - 1/3					
2020 TOTALS	5	26	0.0	12	0
CAREER	65	346	5.3	59	3

25 • ALEXANDER MATTISON • RB

OPPONENT	No	Yds	Avg	Lg	TD
vs. GB - 9/13	6	50	8.3	21	0
at IND - 9/20	3	13	4.3	11	0
vs. TEN - 9/27	8	27	3.4	15	0
at HOU - 10/4	7	17	2.4	4t	1
at SEA - 10/11	20	112	5.6	25	0
vs. ATL - 10/18*	10	26	2.6	16	0
at GB - 11/1	3	8	2.7	3	0
vs. DET - 11/8	12	69	5.8	18	0
at CHI - 11/16	2	4	2.0	4	0
vs. DAL - 11/22	1	6	6.0	6	0
vs. CAR - 11/29	2	6	3.0	4	0
vs. JAX - 12/6					
at TB - 12/13					
vs. CHI - 12/20	1	1	1.0	1	0
at NO - 12/25					
at DET - 1/3					
2020 TOTALS	75	339	4.5	25	1
CAREER	175	801	4.6	35	2

GAME-BY-GAME STATISTICS

RUSHING

30 • C.J. HAM • FB						
OPPONENT	No	Yds	Avg	Lg	TD	
vs. GB - 9/13*	0	0	0.0	0	0	
at IND - 9/20	1	4	4.0	4	0	
vs. TEN - 9/27*	0	0	0.0	0	0	
at HOU - 10/4*	1	2	2.0	2	0	
at SEA - 10/11	0	0	0.0	0	0	
vs. ATL - 10/18	0	0	0.0	0	0	
at GB - 11/1*	1	2	2.0	2	0	
vs. DET - 11/8*	0	0	0.0	0	0	
at CHI - 11/16*	0	0	0.0	0	0	
vs. DAL - 11/22	0	0	0.0	0	0	
vs. CAR - 11/29*	0	0	0.0	0	0	
vs. JAX - 12/6*	0	0	0.0	0	0	
at TB - 12/13*	1	0	0.0	0	0	
vs. CHI - 12/20*	0	0	0.0	0	0	
at NO - 12/25						
at DET - 1/3						
2020 TOTALS	4	8	2.0	4	0	
CAREER	24	46	1.9	9	1	

33 • DALVIN COOK • RB						
OPPONENT	No	Yds	Avg	Lg	TD	
vs. GB - 9/13*	12	50	4.2	12	2	
at IND - 9/20*	14	63	4.5	16	1	
vs. TEN - 9/27	22	181	8.2	39t	1	
at HOU - 10/4*	27	130	4.8	15	2	
at SEA - 10/11*	17	65	3.8	10	1	
vs. ATL - 10/18	INACTIVE					
at GB - 11/1*	30	163	5.4	37	3	
vs. DET - 11/8*	22	206	9.4	70t	2	
at CHI - 11/16*	30	96	3.2	14	0	
vs. DAL - 11/22*	27	115	4.3	16	1	
vs. CAR - 11/29*	18	61	3.4	14	0	
vs. JAX - 12/6*	32	120	3.8	12	0	
at TB - 12/13*	22	102	4.6	14	1	
vs. CHI - 12/20*	24	132	5.5	20	1	
at NO - 12/25						
at DET - 1/3						
2020 TOTALS	297	1484	5.0	70t	15	
CAREER	754	3588	4.8	75t	32	

31 • AMEER ABDULLAH • RB						
OPPONENT	No	Yds	Avg	Lg	TD	
vs. GB - 9/13	0	0	0.0	0	0	
at IND - 9/20	0	0	0.0	0	0	
vs. TEN - 9/27	0	0	0.0	0	0	
at HOU - 10/4	0	0	0.0	0	0	
at SEA - 10/11	0	0	0.0	0	0	
vs. ATL - 10/18	2	7	3.5	0	0	
at GB - 11/1	0	0	0.0	0	0	
vs. DET - 11/8	0	0	0.0	0	0	
at CHI - 11/16	0	0	0.0	0	0	
vs. DAL - 11/22	0	0	0.0	0	0	
vs. CAR - 11/29	0	0	0.0	0	0	
vs. JAX - 12/6	2	11	5.5	7	0	
at TB - 12/13	3	11	3.7	4	0	
vs. CHI - 12/20	0	0	0.0	0	0	
at NO - 12/25						
at DET - 1/3						
2020 TOTALS	7	29	0.0	7	0	
CAREER	357	1395	3.9	36	6	

81 • BISI JOHNSON • WR						
OPPONENT	No	Yds	Avg	Lg	TD	
vs. GB - 9/13*	0	0	0.0	0	0	
at IND - 9/20*	0	0	0.0	0	0	
vs. TEN - 9/27	0	0	0.0	0	0	
at HOU - 10/4	0	0	0.0	0	0	
at SEA - 10/11	0	0	0.0	0	0	
vs. ATL - 10/18	0	0	0.0	0	0	
at GB - 11/1	0	0	0.0	0	0	
vs. DET - 11/8	0	0	0.0	0	0	
at CHI - 11/16	0	0	0.0	0	0	
vs. DAL - 11/22	0	0	0.0	0	0	
vs. CAR - 11/29*	0	0	0.0	0	0	
vs. JAX - 12/6	0	0	0.0	0	0	
at TB - 12/13	0	0	0.0	0	0	
vs. CHI - 12/20	0	0	0.0	0	0	
at NO - 12/25						
at DET - 1/3						
2020 TOTALS	0	0	0.0	0	0	
CAREER	1	6	6.0	6	0	

GAME-BY-GAME STATISTICS

PASSING

8 • KIRK COUSINS • QB										
OPPONENT	Att	Comp	Yds	Pct.	TD	INT	Lng	Sack	Lost	Rating
vs. GB - 9/13*	25	19	259	76.0%	2	1	37	2	11	118.6
at IND - 9/20*	26	11	113	42.3%	0	3	24	3	18	15.9
vs. TEN - 9/27*	27	16	251	59.3%	3	2	71t	2	13	96.4
at HOU - 10/4*	22	16	260	72.7%	1	0	39	3	12	127.1
at SEA - 10/11*	39	27	249	69.2%	2	1	25	3	1	92.8
vs. ATL - 10/18*	36	24	343	66.7%	3	3	49t	1	10	90.4
at GB - 11/1*	14	11	160	78.6%	1	0	50t	1	9	138.1
vs. DET - 11/8*	20	13	220	65.0%	3	0	35	1	8	141.7
at CHI - 11/16*	36	25	292	69.4%	2	1	54	1	6	100.7
vs. DAL - 11/22*	30	22	314	73.3%	3	0	51	2	9	140.1
vs. CAR - 11/29*	45	34	307	75.6%	3	0	25	2	16	115.7
vs. JAX - 12/6*	43	28	305	65.1%	3	1	40	4	30	99.5
at TB - 12/13*	37	24	225	64.9%	1	0	25	6	52	90.5
vs. CHI - 12/20*	35	24	271	68.6%	2	1	30	3	22	98.6
at NO - 12/25										
at DET - 1/3										
2020 TOTALS	435	294	3,569	67.6%	29	13	71t	34	217	102.4
CAREER	3,581	2,398	27,675	67.0%	184	84	81t	208	1532	97.4

4 • SEAN MANNION • QB										
OPPONENT	Att	Comp	Yds	Pct.	TD	INT	Lng	Sack	Lost	Rating
vs. GB - 9/13										DID NOT PLAY
at IND - 9/20										DID NOT PLAY
vs. TEN - 9/27										DID NOT PLAY
at HOU - 10/4										DID NOT PLAY
at SEA - 10/11										DID NOT PLAY
vs. ATL - 10/18										DID NOT PLAY
at GB - 11/1										DID NOT PLAY
vs. DET - 11/8										DID NOT PLAY
at CHI - 11/16										DID NOT PLAY
vs. DAL - 11/22										DID NOT PLAY
vs. CAR - 11/29										DID NOT PLAY
vs. JAX - 12/6										DID NOT PLAY
at TB - 12/13										DID NOT PLAY
vs. CHI - 12/20										DID NOT PLAY
at NO - 12/25										
at DET - 1/3										
2020 TOTALS	0	0	0	0.0%	0	0	0	0	0	35.1
CAREER	74	45	258	60.8%	0	3	50	3	20	57.5

GAME-BY-GAME STATISTICS

RECEIVING

11 • TAJAE SHARPE • WR

OPPONENT	No	Yds	Avg	Lg	TD
vs. GB - 9/13	0	0	0.0	0	0
at IND - 9/20	0	0	0.0	0	0
vs. TEN - 9/27	INACTIVE				
at HOU - 10/4	INACTIVE				
at SEA - 10/11	DID NOT PLAY				
vs. ATL - 10/18	DID NOT PLAY				
at GB - 11/1	INACTIVE				
vs. DET - 11/8	INACTIVE				
at CHI - 11/16	INACTIVE				
vs. DAL - 11/22	INACTIVE				
vs. CAR - 11/29	0	0	0.0	0	0
vs. JAX - 12/6	INACTIVE				
at TB - 12/13	0	0	0.0	0	0
vs. CHI - 12/20	NOT WITH TEAM				
at NO - 12/25					
at DET - 1/3					
2020 TOTALS	0	0	0.0	0	0
CAREER	92	1167	12.7	47	8

15 • ALEXANDER HOLLINS • WR

OPPONENT	No	Yds	Avg	Lg	TD
vs. GB - 9/13	PRACTICE SQUAD				
at IND - 9/20	PRACTICE SQUAD				
vs. TEN - 9/27	PRACTICE SQUAD				
at HOU - 10/4	PRACTICE SQUAD				
at SEA - 10/11	PRACTICE SQUAD				
vs. ATL - 10/18	PRACTICE SQUAD				
at GB - 11/1	PRACTICE SQUAD				
vs. DET - 11/8	PRACTICE SQUAD				
at CHI - 11/16	PRACTICE SQUAD				
vs. DAL - 11/22	PRACTICE SQUAD				
vs. CAR - 11/29	PRACTICE SQUAD				
vs. JAX - 12/6	PRACTICE SQUAD				
at TB - 12/13	PRACTICE SQUAD				
vs. CHI - 12/20	PRACTICE SQUAD				
at NO - 12/25					
at DET - 1/3					
2020 TOTALS	0	0	0.0	0	0
CAREER	2	46	23.0	35	0

19 • ADAM THIELEN • WR

OPPONENT	No	Yds	Avg	Lg	TD
vs. GB - 9/13*	6	110	18.3	37t	2
at IND - 9/20*	3	31	10.3	18	0
vs. TEN - 9/27*	3	29	9.7	16t	1
at HOU - 10/4*	8	114	14.3	39	1
at SEA - 10/11*	9	80	8.9	14	2
vs. ATL - 10/18*	3	51	17.0	35	1
at GB - 11/1*	3	27	9.0	12	0
vs. DET - 11/8*	2	38	19.0	30	0
at CHI - 11/16*	4	43	10.8	17t	2
vs. DAL - 11/22*	8	123	15.4	51	2
vs. CAR - 11/29	RESERVE/COVID-19				
vs. JAX - 12/6*	8	75	9.4	14	1
at TB - 12/13*	3	39	13.0	15	0
vs. CHI - 12/20*	2	11	5.5	8	1
at NO - 12/25					
at DET - 1/3					
2020 TOTALS	62	771	12.4	37t	13
CAREER	385	5086	13.2	75t	32

12 • CHAD BEEBE • WR

OPPONENT	No	Yds	Avg	Lg	TD
vs. GB - 9/13	INACTIVE				
at IND - 9/20	INACTIVE				
vs. TEN - 9/27	1	7	7.0	7	0
at HOU - 10/4	0	0	0.0	0	0
at SEA - 10/11	1	11	11.0	11	0
vs. ATL - 10/18	2	13	6.5	9	0
at GB - 11/1	1	1	1.0	12	0
vs. DET - 11/8	0	0	0.0	0	0
at CHI - 11/16	2	16	8.0	12	0
vs. DAL - 11/22	0	0	0.0	0	0
vs. CAR - 11/29	7	63	9.0	16	1
vs. JAX - 12/6	2	10	5.0	5	0
at TB - 12/13	0	0	0.0	0	0
vs. CHI - 12/20	2	21	10.5	12	0
at NO - 12/25					
at DET - 1/3					
2020 TOTALS	18	142	0.0	16	1
CAREER	24	251	10.5	61	1

18 • JUSTIN JEFFERSON • WR

OPPONENT	No	Yds	Avg	Lg	TD
vs. GB - 9/13	2	26	13.0	17	0
at IND - 9/20	3	44	14.7	22	0
vs. TEN - 9/27*	7	175	25.0	71t	1
at HOU - 10/4*	4	103	25.8	29	0
at SEA - 10/11*	3	23	7.7	11	0
vs. ATL - 10/18*	9	166	18.4	49t	2
at GB - 11/1*	3	26	8.7	12	0
vs. DET - 11/8*	3	64	21.3	35	0
at CHI - 11/16*	8	135	16.9	54	0
vs. DAL - 11/22*	3	86	28.7	39t	1
vs. CAR - 11/29*	7	70	10.0	18	2
vs. JAX - 12/6*	9	121	13.4	40	1
at TB - 12/13*	4	39	9.8	17	0
vs. CHI - 12/20*	8	104	13.0	26	0
at NO - 12/25					
at DET - 1/3					
2020 TOTALS	73	1182	16.2	71t	7
CAREER	73	1182	16.2	71t	7

23 • MIKE BOONE • RB

OPPONENT	No	Yds	Avg	Lg	TD
vs. GB - 9/13	0	0	0.0	0	0
at IND - 9/20	0	0	0.0	0	0
vs. TEN - 9/27	0	0	0.0	0	0
at HOU - 10/4	0	0	0.0	0	0
at SEA - 10/11	0	0	0.0	0	0
vs. ATL - 10/18	1	6	6.0	6	0
at GB - 11/1	0	0	0.0	0	0
vs. DET - 11/8	0	0	0.0	0	0
at CHI - 11/16	0	0	0.0	0	0
vs. DAL - 11/22	0	0	0.0	0	0
vs. CAR - 11/29	0	0	0.0	0	0
vs. JAX - 12/6	0	0	0.0	0	0
at TB - 12/13	1	4	4.0	4	0
vs. CHI - 12/20	0	0	0.0	0	0
at NO - 12/25					
at DET - 1/3					
2020 TOTALS	2	10	0.0	6	0
CAREER	7	28	4.0	7	0

GAME-BY-GAME STATISTICS

RECEIVING

25 • ALEXANDER MATTISON • RB

OPPONENT	No	Yds	Avg	Lg	TD
vs. GB - 9/13	4	30	7.5	9	0
at IND - 9/20	1	3	3.0	3	0
vs. TEN - 9/27	0	0	0.0	0	0
at HOU - 10/4	0	0	0.0	0	0
at SEA - 10/11	3	24	8.0	14	0
vs. ATL - 10/18*	1	4	4.0	4	0
at GB - 11/1	0	0	0.0	0	0
vs. DET - 11/8	0	0	0.0	0	0
at CHI - 11/16	0	0	0.0	0	0
vs. DAL - 11/22	0	0	0.0	0	0
vs. CAR - 11/29	0	0	0.0	0	0
vs. JAX - 12/6	INACTIVE				
at TB - 12/13	INACTIVE				
vs. CHI - 12/20	1	14	14.0	14	0
at NO - 12/25					
at DET - 1/3					
2020 TOTALS	10	75	7.5	14	0
CAREER	20	157	7.9	17	0

31 • AMEER ABDULLAH • RB

OPPONENT	No	Yds	Avg	Lg	TD
vs. GB - 9/13	0	0	0.0	0	0
at IND - 9/20	0	0	0.0	0	0
vs. TEN - 9/27	0	0	0.0	0	0
at HOU - 10/4	0	0	0.0	0	0
at SEA - 10/11	0	0	0.0	0	0
vs. ATL - 10/18	1	1	1.0	1	0
at GB - 11/1	0	0	0.0	0	0
vs. DET - 11/8	1	22	22.0	22t	1
at CHI - 11/16	0	0	0.0	0	0
vs. DAL - 11/22	0	0	0.0	0	0
vs. CAR - 11/29	0	0	0.0	0	0
vs. JAX - 12/6	1	18	18.0	18	0
at TB - 12/13	2	10	5.0	6	0
vs. CHI - 12/20	0	0	0.0	0	0
at NO - 12/25					
at DET - 1/3					
2020 TOTALS	5	51	0.0	22t	1
CAREER	78	569	7.3	36	5

81 • BISI JOHNSON • WR

OPPONENT	No	Yds	Avg	Lg	TD
vs. GB - 9/13*	3	56	18.7	29	0
at IND - 9/20*	1	24	24.0	24	0
vs. TEN - 9/27	0	0	0.0	0	0
at HOU - 10/4	0	0	0.0	0	0
at SEA - 10/11	1	13	13.0	13	0
vs. ATL - 10/18	0	0	0.0	0	0
at GB - 11/1	0	0	0.0	0	0
vs. DET - 11/8	0	0	0.0	0	0
at CHI - 11/16	0	0	0.0	0	0
vs. DAL - 11/22	1	9	9.0	9	0
vs. CAR - 11/29*	7	74	10.6	17	0
vs. JAX - 12/6	0	0	0.0	0	0
at TB - 12/13	0	0	0.0	0	0
vs. CHI - 12/20	0	0	0.0	0	0
at NO - 12/25					
at DET - 1/3					
2020 TOTALS	13	176	13.5	29	0
CAREER	44	470	10.7	29	3

30 • C.J. HAM • FB

OPPONENT	No	Yds	Avg	Lg	TD
vs. GB - 9/13	0	0	0.0	0	0
at IND - 9/20	0	0	0.0	0	0
vs. TEN - 9/27*	1	11	11.0	11	0
at HOU - 10/4*	0	0	0.0	0	0
at SEA - 10/11	0	0	0.0	0	0
vs. ATL - 10/18	0	0	0.0	0	0
at GB - 11/1*	0	0	0.0	0	0
vs. DET - 11/8*	0	0	0.0	0	0
at CHI - 11/16*	1	8	8.0	8	0
vs. DAL - 11/22	0	0	0.0	0	0
vs. CAR - 11/29*	0	0	0.0	0	0
vs. JAX - 12/6*	1	12	12.0	12t	1
at TB - 12/13*	3	22	7.3	9	0
vs. CHI - 12/20*	0	0	0.0	0	0
at NO - 12/25					
at DET - 1/3					
2020 TOTALS	6	53	0.0	12t	1
CAREER	41	355	8.7	36	2

33 • DALVIN COOK • RB

OPPONENT	No	Yds	Avg	Lg	TD
vs. GB - 9/13*	1	-2	-2.0	-2	0
at IND - 9/20*	2	8	4.0	6	0
vs. TEN - 9/27*	2	18	9.0	15	0
at HOU - 10/4*	2	16	8.0	11	0
at SEA - 10/11*	5	24	4.8	10	0
vs. ATL - 10/18	INACTIVE				
at GB - 11/1*	2	63	31.5	50t	1
vs. DET - 11/8*	2	46	23.0	29	0
at CHI - 11/16*	4	16	4.0	9	0
vs. DAL - 11/22*	5	45	9.0	26	0
vs. CAR - 11/29	4	21	5.3	12	0
vs. JAX - 12/6*	6	59	9.8	20	0
at TB - 12/13*	2	8	4.0	5	0
vs. CHI - 12/20*	5	27	5.4	13	0
at NO - 12/25					
at DET - 1/3					
2020 TOTALS	42	349	8.3	50t	1
CAREER	146	1263	8.7	50t	3

82 • KYLE RUDOLPH • TE

OPPONENT	No	Yds	Avg	Lg	TD
vs. GB - 9/13*	2	28	14.0	22	0
at IND - 9/20*	0	0	0.0	0	0
vs. TEN - 9/27*	2	11	5.5	8	1
at HOU - 10/4*	2	27	13.5	19	0
at SEA - 10/11*	1	10	10.0	10	0
vs. ATL - 10/18*	3	47	15.7	19	0
at GB - 11/1*	1	12	12.0	12	0
vs. DET - 11/8*	3	40	13.3	22	0
at CHI - 11/16*	4	62	15.5	22	0
vs. DAL - 11/22*	3	28	9.3	12	0
vs. CAR - 11/29*	7	68	9.7	25	0
vs. JAX - 12/6*	0	0	0.0	0	0
at TB - 12/13	INACTIVE				
vs. CHI - 12/20	INACTIVE				
at NO - 12/25					
at DET - 1/3					
2020 TOTALS	28	333	11.9	25	1
CAREER	453	4487	9.9	47t	48

GAME-BY-GAME STATISTICS

RECEIVING

83 • TYLER CONKLIN • TE

OPPONENT	No	Yds	Avg	Lg	TD
vs. GB - 9/13	0	0	0.0	0	0
at IND - 9/20	0	0	0.0	0	0
vs. TEN - 9/27	0	0	0.0	0	0
at HOU - 10/4	0	0	0.0	0	0
at SEA - 10/11	0	0	0.0	0	0
vs. ATL - 10/18	0	0	0.0	0	0
at GB - 11/1	0	0	0.0	0	0
vs. DET - 11/8	0	0	0.0	0	0
at CHI - 11/16	2	11	5.5	9	0
vs. DAL - 11/22	0	0	0.0	0	0
vs. CAR - 11/29	1	5	5.0	5	0
vs. JAX - 12/6	1	10	10.0	10	0
at TB - 12/13*	5	40	8.0	15	0
vs. CHI - 12/20	3	57	19.0	30	1
at NO - 12/25					
at DET - 1/3					
2020 TOTALS	12	123	0.0	30	1
CAREER	25	258	10.3	33	1

84 • IRV SMITH JR. • TE

OPPONENT	No	Yds	Avg	Lg	TD
vs. GB - 9/13	1	11	11.0	11	0
at IND - 9/20*	1	3	3.0	3	0
vs. TEN - 9/27	0	0	0.0	0	0
at HOU - 10/4	0	0	0.0	0	0
at SEA - 10/11*	4	64	16.0	25	0
vs. ATL - 10/18*	4	55	13.8	36	0
at GB - 11/1	1	16	16.0	16	0
vs. DET - 11/8	2	10	5.0	9t	2
at CHI - 11/16	INACTIVE				
vs. DAL - 11/22*	2	23	11.5	12	0
vs. CAR - 11/29	INACTIVE				
vs. JAX - 12/6	INACTIVE				
at TB - 12/13	4	63	15.8	25	1
vs. CHI - 12/20	3	37	12.3	21	0
at NO - 12/25					
at DET - 1/3					
2020 TOTALS	22	282	12.8	36	3
CAREER	58	593	10.2	36	5

86 • BRANDON DILLON • TE

OPPONENT	No	Yds	Avg	Lg	TD
vs. GB - 9/13	PRACTICE SQUAD				
at IND - 9/20	PRACTICE SQUAD				
vs. TEN - 9/27	PRACTICE SQUAD				
at HOU - 10/4	PRACTICE SQUAD				
at SEA - 10/11	PRACTICE SQUAD				
vs. ATL - 10/18	PRACTICE SQUAD				
at GB - 11/1	PRACTICE SQUAD				
vs. DET - 11/8	PRACTICE SQUAD				
at CHI - 11/16	0	0	0.0	0	0
vs. DAL - 11/22	PRACTICE SQUAD				
vs. CAR - 11/29	1	6	6.0	6	0
vs. JAX - 12/6	0	0	0.0	0	0
at TB - 12/13	PRACTICE SQUAD RESERVE/INJURED				
vs. CHI - 12/20	PRACTICE SQUAD RESERVE/INJURED				
at NO - 12/25					
at DET - 1/3					
2020 TOTALS	1	6	0.0	6	0
CAREER	1	6	6.0	6	0

GAME-BY-GAME STATISTICS

KICK RETURNS

12 • CHAD BEEBE • WR

OPPONENT	No	Yds	Avg	Lg	TD
vs. GB - 9/13			INACTIVE		
at IND - 9/20			INACTIVE		
vs. TEN - 9/27	0	0	0.0	0	0
at HOU - 10/4	0	0	0.0	0	0
at SEA - 10/11	0	0	0.0	0	0
vs. ATL - 10/18	0	0	0.0	0	0
at GB - 11/1	0	0	0.0	0	0
vs. DET - 11/8	1	19	19.0	19	0
at CHI - 11/16	0	0	0.0	0	0
vs. DAL - 11/22	0	0	0.0	0	0
vs. CAR - 11/29	0	0	0.0	0	0
vs. JAX - 12/6	0	0	0.0	0	0
at TB - 12/13	0	0	0.0	0	0
vs. CHI - 12/20	0	0	0.0	0	0
at NO - 12/25					
at DET - 1/3					
2020 TOTALS	1	19	19.0	19	0
CAREER	2	32	16.0	19	0

23 • MIKE BOONE • RB

OPPONENT	No	Yds	Avg	Lg	TD
vs. GB - 9/13	0	0	0.0	0	0
at IND - 9/20	0	0	0.0	0	0
vs. TEN - 9/27	0	0	0.0	0	0
at HOU - 10/4	0	0	0.0	0	0
at SEA - 10/11	0	0	0.0	0	0
vs. ATL - 10/18	0	0	0.0	0	0
at GB - 11/1	1	17	17.0	17	0
vs. DET - 11/8	0	0	0.0	0	0
at CHI - 11/16	0	0	0.0	0	0
vs. DAL - 11/22	0	0	0.0	0	0
vs. CAR - 11/29	0	0	0.0	0	0
vs. JAX - 12/6	0	0	0.0	0	0
at TB - 12/13	0	0	0.0	0	0
vs. CHI - 12/20	0	0	0.0	0	0
at NO - 12/25					
at DET - 1/3					
2020 TOTALS	1	17	17.0	17	0
CAREER	1	17	17.0	17	0

31 • AMEER ABDULLAH • RB

OPPONENT	No	Yds	Avg	Lg	TD
vs. GB - 9/13	0	0	0.0	0	0
at IND - 9/20	0	0	0.0	0	0
vs. TEN - 9/27	2	47	23.5	25	0
at HOU - 10/4	0	0	0.0	0	0
at SEA - 10/11	2	37	18.5	20	0
vs. ATL - 10/18	3	73	24.3	29	0
at GB - 11/1	1	9	9.0	9	0
vs. DET - 11/8	0	0	0.0	0	0
at CHI - 11/16	0	0	0.0	0	0
vs. DAL - 11/22	0	0	0.0	0	0
vs. CAR - 11/29	0	0	0.0	0	0
vs. JAX - 12/6	2	49	24.5	25	0
at TB - 12/13	0	0	0.0	0	0
vs. CHI - 12/20	1	30	30.0	30	0
at NO - 12/25					
at DET - 1/3					
2020 TOTALS	11	245	22.3	30	0
CAREER	83	2191	26.4	104	0

17 • K.J. OSBORN • WR

OPPONENT	No	Yds	Avg	Lg	TD
vs. GB - 9/13	2	64	32.0	38	0
at IND - 9/20	3	66	22.0	26	0
vs. TEN - 9/27			INACTIVE		
at HOU - 10/4	2	40	20.0	20	0
at SEA - 10/11			INACTIVE		
vs. ATL - 10/18			INACTIVE		
at GB - 11/1	2	40	20.0	27	0
vs. DET - 11/8	4	79	19.8	26	0
at CHI - 11/16	0	0	0.0	0	0
vs. DAL - 11/22	0	0	0.0	0	0
vs. CAR - 11/29			INACTIVE		
vs. JAX - 12/6	1	14	14.0	14	0
at TB - 12/13			INACTIVE		
vs. CHI - 12/20			INACTIVE		
at NO - 12/25					
at DET - 1/3					
2020 TOTALS	14	303	21.6	38	0
CAREER	14	303	21.6	38	0

30 • C.J. HAM • FB

OPPONENT	No	Yds	Avg	Lg	TD
vs. GB - 9/13*	0	0	0.0	0	0
at IND - 9/20	1	11	11.0	11	0
vs. TEN - 9/27*	0	0	0.0	0	0
at HOU - 10/4*	0	0	0.0	0	0
at SEA - 10/11	0	0	0.0	0	0
vs. ATL - 10/18	0	0	0.0	0	0
at GB - 11/1*	0	0	0.0	0	0
vs. DET - 11/8*	0	0	0.0	0	0
at CHI - 11/16*	0	0	0.0	0	0
vs. DAL - 11/22	1	20	20.0	20	0
vs. CAR - 11/29*	0	0	0.0	0	0
vs. JAX - 12/6*	0	0	0.0	0	0
at TB - 12/13*	0	0	0.0	0	0
vs. CHI - 12/20*	0	0	0.0	0	0
at NO - 12/25					
at DET - 1/3					
2020 TOTALS	2	31	15.5	20	0
CAREER	4	64	16.0	20	0

GAME-BY-GAME STATISTICS

PUNT RETURNS

OPPONENT	12 • CHAD BEEBE • WR					
	No	Yds	Avg	FC	Lg	TD
vs. GB - 9/13	INACTIVE					
at IND - 9/20	INACTIVE					
vs. TEN - 9/27	0	0	0.0	2	0	0
at HOU - 10/4	0	0	0.0	0	0	0
at SEA - 10/11	2	7	3.5	0	7	0
vs. ATL - 10/18	0	0	0.0	1	0	0
at GB - 11/1	0	0	0.0	0	0	0
vs. DET - 11/8	0	0	0.0	0	0	0
at CHI - 11/16	0	0	0.0	0	0	0
vs. DAL - 11/22	0	0	0.0	0	0	0
vs. CAR - 11/29	2	0	0.0	1	0	0
vs. JAX - 12/6	0	0	0.0	0	0	0
at TB - 12/13	2	15	7.5	0	10	0
vs. CHI - 12/20	0	0	0.0	1	0	0
at NO - 12/25						
at DET - 1/3						
2020 TOTALS	6	22	3.7	4	10	0
CAREER	13	68	5.2	11	15	0

OPPONENT	21 • MIKE HUGHES • CB					
	No	Yds	Avg	FC	Lg	TD
vs. GB - 9/13*	0	0	0.0	0	0	0
at IND - 9/20*	0	0	0.0	0	0	0
vs. TEN - 9/27	INACTIVE					
at HOU - 10/4	INACTIVE					
at SEA - 10/11	0	0	0.0	0	0	0
vs. ATL - 10/18	0	0	0.0	0	0	0
at GB - 11/1	RESERVE/INJURED					
vs. DET - 11/8	RESERVE/INJURED					
at CHI - 11/16	RESERVE/INJURED					
vs. DAL - 11/22	RESERVE/INJURED					
vs. CAR - 11/29	RESERVE/INJURED					
vs. JAX - 12/6	RESERVE/INJURED					
at TB - 12/13	RESERVE/INJURED					
vs. CHI - 12/20	RESERVE/INJURED					
at NO - 12/25						
at DET - 1/3						
2020 TOTALS	0	0	0.0	0	0	0
CAREER	16	117	7.3	9	23	0

OPPONENT	17 • K.J. OSBORN • WR					
	No	Yds	Avg	FC	Lg	TD
vs. GB - 9/13	0	0	0.0	0	0	0
at IND - 9/20	0	0	0.0	0	0	0
vs. TEN - 9/27	INACTIVE					
at HOU - 10/4	1	6	6.0	0	6	0
at SEA - 10/11	INACTIVE					
vs. ATL - 10/18	INACTIVE					
at GB - 11/1	0	0	0.0	0	0	0
vs. DET - 11/8	1	-3	-3.0	0	-3	0
at CHI - 11/16	1	0	0.0	2	0	0
vs. DAL - 11/22	1	3	3.0	2	3	0
vs. CAR - 11/29	INACTIVE					
vs. JAX - 12/6	3	21	7.0	0	8	0
at TB - 12/13	INACTIVE					
vs. CHI - 12/20	INACTIVE					
at NO - 12/25						
at DET - 1/3						
2020 TOTALS	7	27	3.9	4	8	0
CAREER	7	27	3.9	4	8	0

GAME-BY-GAME STATISTICS

PUNTING

2 · BRITTON COLQUITT · P

OPPONENT	No	Yds	Avg	Ret.	Ret. Yds.	Net Yds.	Net Avg.	TB	I20	LG	BL
vs. GB - 9/13	2	80	40.0	1	18	62	31.0	0	1	40	0
at IND - 9/20	4	168	42.0	4	40	128	32.0	0	0	46	0
vs. TEN - 9/27	3	132	44.0	2	5	127	42.3	0	1	53	0
at HOU - 10/4	4	166	41.5	2	14	152	38.0	0	1	46	0
at SEA - 10/11	2	96	48.0	1	15	81	40.5	0	0	57	0
vs. ATL - 10/18	4	198	49.5	3	36	162	40.5	0	1	53	0
at GB - 11/1	3	113	37.7	1	9	104	34.7	0	0	43	0
vs. DET - 11/8	5	157	31.4	2	33	124	24.8	0	1	54	2
at CHI - 11/16	5	208	41.6	3	44	164	32.8	2	1	48	0
vs. DAL - 11/22	3	154	51.3	3	48	106	35.3	0	0	59	0
vs. CAR - 11/29	3	153	51.0	2	20	133	44.3	0	0	54	0
vs. JAX - 12/6	7	331	47.3	3	13	318	45.4	1	1	52	0
at TB - 12/13	2	76	38.0	1	4	72	36.0	0	1	48	0
vs. CHI - 12/20	2	80	40.0	1	1	79	39.5	0	0	43	0
at NO - 12/25											
at DET - 1/3											
2020 TOTALS	49	2,112	43.1	29	300	1,812	37.0	3	8	59	2
CAREER	829	37,580	45.3	410	3,943	33,637	40.6	42	259	79	6

GAME-BY-GAME STATISTICS

KICKING

OPPONENT	5 • DAN BAILEY • K															
	1-19		20-29		30-39		40-49		50+		FGs		FG	PATs		
	M	A	M	A	M	A	M	A	M	A	M	A	Pct	M	A	
vs. GB - 9/13	0	0	0	0	1	1	0	0	0	0	1	1	100.0%	1	1	
at IND - 9/20	0	0	1	1	0	0	0	0	0	0	1	1	100.0%	0	0	
vs. TEN - 9/27	0	0	0	0	0	0	1	2	0	0	1	2	50.0%	3	3	
at HOU - 10/4	0	0	0	0	1	1	0	0	0	1	1	2	50.0%	4	4	
at SEA - 10/11	0	0	0	0	0	0	1	1	1	1	2	2	100.0%	2	2	
vs. ATL - 10/18	0	0	0	0	0	0	0	0	0	0	0	0	0.0%	1	1	
at GB - 11/1	0	0	0	0	0	0	0	0	0	0	0	0	0.0%	4	4	
vs. DET - 11/8	0	0	0	0	0	0	0	0	0	0	0	0	0.0%	4	5	
at CHI - 11/16	0	0	0	0	1	1	1	1	0	0	2	2	100.0%	1	1	
vs. DAL - 11/22	0	0	0	0	0	0	0	0	0	0	0	0	0.0%	4	4	
vs. CAR - 11/29	0	0	1	1	0	0	0	0	1	1	2	2	100.0%	2	2	
vs. JAX - 12/6	0	0	1	1	0	0	1	1	0	1	2	3	66.7%	1	3	
at TB - 12/13	0	0	0	0	0	1	0	1	0	1	0	3	0.0%	0	1	
vs. CHI - 12/20	0	0	2	2	0	0	0	0	0	0	2	2	100.0%	3	3	
at NO - 12/25																
at DET - 1/3																
2020 TOTALS	0	0	5	5	3	4	4	6	2	5	14	20	70.0%	30	34	
CAREER	5	5	62	65	83	87	65	81	33	50	248	288	86.1%	377	388	

GAME-BY-GAME STATISTICS

DEFENSIVE

20 • JEFF GLADNEY • CB

OPPONENT	U	A	T	TFL	SK	QH	FF	FR	INT	PD
vs. GB - 9/13	0	0	0	0	0.0	0	0	0	0	0
at IND - 9/20*	6	0	6	0	0.0	0	0	0	0	0
vs. TEN - 9/27*	5	0	5	1	0.0	0	0	0	0	1
at HOU - 10/4*	5	0	5	1	0.0	0	0	0	0	1
at SEA - 10/11*	2	1	3	0	0.0	0	0	0	0	0
vs. ATL - 10/18*	7	1	8	0	0.0	0	0	1	0	0
at GB - 11/1*	6	2	8	0	0.0	0	0	0	0	0
vs. DET - 11/8*	5	2	7	1	0.0	0	0	0	0	0
vs. ATL - 11/16*	4	0	4	2	0.0	0	0	0	0	0
vs. DAL - 11/22*	3	2	5	0	0.0	0	0	0	0	0
vs. CAR - 11/29*	4	2	6	1	0.0	0	0	0	0	0
vs. JAX - 12/6*	3	2	5	0	0.0	1	0	0	0	0
at TB - 12/13*	3	2	5	0	0.0	1	0	0	0	0
vs. CHI - 12/20*	4	2	6	1	0.0	0	0	0	0	0
at NO - 12/25										
at DET - 1/3										
2020 TOTALS	57	16	73	7	0.0	2	1	0	0	2
CAREER	57	16	73	7	0.0	2	1	0	0	2

22 • HARRISON SMITH • S

OPPONENT	U	A	T	TFL	SK	QH	FF	FR	INT	PD
vs. GB - 9/13*	4	0	4	0	0.0	0	0	0	0	0
at IND - 9/20*	4	1	5	0	0.0	0	0	0	0	1
vs. TEN - 9/27*	4	5	9	1	0.0	1	0	0	1	1
at HOU - 10/4*	1	2	3	0	0.0	0	0	0	0	0
at SEA - 10/11*	1	1	2	0	0.0	1	0	0	0	0
vs. ATL - 10/18*	2	0	2	0	0.0	0	0	0	0	0
at GB - 11/1*	5	3	8	0	0.0	0	0	0	0	1
vs. DET - 11/8*	7	3	10	0	0.0	1	0	0	1	1
at CHI - 11/16*	0	0	0	0	0.0	1	0	0	1	2
vs. DAL - 11/22*	4	4	8	0	0.0	0	0	0	0	0
vs. CAR - 11/29*	2	4	6	1	0.0	0	0	0	0	0
vs. JAX - 12/6*	4	2	6	0	0.5	1	0	0	1	2
at TB - 12/13*	3	3	6	0	0.0	0	0	0	0	0
vs. CHI - 12/20*	1	2	3	0	0.0	0	0	0	0	1
at NO - 12/25										
at DET - 1/3										
2020 TOTALS	42	30	72	2	0.5	5	0	0	4	9
CAREER	580	270	850	43	13.5	48	7	8	27	71

26 • CHRIS JONES • CB

OPPONENT	U	A	T	TFL	SK	QH	FF	FR	INT	PD
vs. GB - 9/13										
at IND - 9/20										
vs. TEN - 9/27										
at HOU - 10/4										
at SEA - 10/11										
vs. ATL - 10/18										
at GB - 11/1										
vs. DET - 11/8	3	0	3	0	0.0	0	0	0	0	0
at CHI - 11/16*	3	0	3	0	0.0	0	0	0	0	0
vs. DAL - 11/22*	1	0	1	0	0.0	0	0	0	0	0
vs. CAR - 11/29	0	1	1	0	0.0	0	0	0	0	0
vs. JAX - 12/6	2	0	2	0	0.0	0	0	0	0	0
at TB - 12/13	3	0	3	0	0.0	0	0	0	0	0
vs. CHI - 12/20	3	0	3	0	0.0	0	0	0	0	0
at NO - 12/25										
at DET - 1/3										
2020 TOTALS	15	1	16	0	0.0	0	0	0	0	0
CAREER	32	6	38	0	0.0	0	0	0	0	6

21 • MIKE HUGHES • CB

OPPONENT	U	A	T	TFL	SK	QH	FF	FR	INT	PD
vs. GB - 9/13*	4	3	7	0	0.0	0	0	0	0	0
at IND - 9/20*	3	1	4	0	0.0	0	0	0	0	0
vs. TEN - 9/27										
at HOU - 10/4										
at SEA - 10/11	1	0	1	0	0.0	0	0	0	0	1
vs. ATL - 10/18	1	0	1	0	0.0	0	0	0	0	0
at GB - 11/1										
vs. DET - 11/8										
at CHI - 11/16										
vs. DAL - 11/22										
vs. CAR - 11/29										
vs. JAX - 12/6										
at TB - 12/13										
vs. CHI - 12/20										
at NO - 12/25										
at DET - 1/3										
2020 TOTALS	9	4	13	0	0.0	0	0	0	0	1
CAREER	67	9	76	3	0.0	0	2	0	2	15

24 • HOLTON HILL • CB

OPPONENT	U	A	T	TFL	SK	QH	FF	FR	INT	PD
vs. GB - 9/13	7	0	7	0	0.0	0	0	0	0	1
at IND - 9/20*	7	0	7	0	1.0	0	0	0	0	0
vs. TEN - 9/27*	4	3	7	0	0.0	0	0	0	0	1
at HOU - 10/4	1	2	3	0	0.0	0	0	0	0	1
at SEA - 10/11										
vs. ATL - 10/18										
at GB - 11/1										
vs. DET - 11/8										
at CHI - 11/16										
vs. DAL - 11/22										
vs. CAR - 11/29										
vs. JAX - 12/6										
at TB - 12/13										
vs. CHI - 12/20										
at NO - 12/25										
at DET - 1/3										
2020 TOTALS	19	5	24	0	1.0	0	0	0	0	3
CAREER	60	10	70	1	1.0	0	1	0	1	11

27 • CAMERON DANTZLER • CB

OPPONENT	U	A	T	TFL	SK	QH	FF	FR	INT	PD
vs. GB - 9/13*	4	0	4	0	0.0	0	0	0	0	0
at IND - 9/20										
vs. TEN - 9/27										
at HOU - 10/4*	4	0	4	0	0.0	0	0	0	0	0
at SEA - 10/11*	4	1	5	0	0.0	0	0	0	0	0
vs. ATL - 10/18*	9	2	11	2	0.0	0	0	0	0	0
at GB - 11/1*	2	0	2	0	0.0	0	0	0	0	0
vs. DET - 11/8										
at CHI - 11/16										
vs. DAL - 11/22	0	4	4	0	0.0	0	0	0	0	0
vs. CAR - 11/29*	2	2	4	1	0.0	0	0	0	0	1
vs. JAX - 12/6*	3	1	4	0	0.0	0	1	1	1	1
at TB - 12/13*	2	0	2	0	0.0	0	0	0	0	0
vs. CHI - 12/20*	3	0	3	0	0.0	0	0	0	0	1
at NO - 12/25										
at DET - 1/3										
2020 TOTALS	33	10	43	3	0.0	0	1	1	2	3
CAREER	33	10	43	3	0.0	0	1	1	2	3

GAME-BY-GAME STATISTICS

DEFENSIVE

29 • KRIS BOYD • CB

OPPONENT	U	A	T	TFL	SK	QH	FF	FR	INT	PD
vs. GB - 9/13	0	0	0	0	0.0	0.0	0	0	0	0
at IND - 9/20	0	0	0	0	0.0	0	0	0	0	0
vs. TEN - 9/27*	2	0	2	0	0.0	0	0	0	0	0
at HOU - 10/4										
at SEA - 10/11										
vs. ATL - 10/18										
at GB - 11/1	2	0	2	0	0.0	0	0	0	0	0
vs. DET - 11/8*	8	2	10	1	0.0	0	0	0	0	1
at CHI - 11/16*	2	2	4	0	0.0	0	0	0	0	0
vs. DAL - 11/22*	2	1	3	0	0.0	0	0	0	0	1
vs. CAR - 11/29	3	0	3	0	0.0	0	0	0	0	0
vs. JAX - 12/6*	2	4	6	0	0.0	0	0	0	0	0
at TB - 12/13	0	0	0	0	0.0	0	0	0	0	0
vs. CHI - 12/20										
at NO - 12/25										
at DET - 1/3										
2020 TOTALS	21	9	30	1	0.0	0	0	0	0	2
CAREER	32	10	42	3	0.0	0	0	0	0	3

38 • HARRISON HAND • CB

OPPONENT	U	A	T	TFL	SK	QH	FF	FR	INT	PD
vs. GB - 9/13										
at IND - 9/20										
vs. TEN - 9/27	0	0	0	0	0.0	0	0	0	0	0
at HOU - 10/4	0	0	0	0	0.0	0	0	0	0	0
at SEA - 10/11	0	0	0	0	0.0	0	0	0	0	0
vs. ATL - 10/18	4	0	4	0	0.0	0	0	0	0	1
at GB - 11/1	2	0	2	0	0.0	0	0	0	0	0
vs. DET - 11/8	0	0	0	0	0.0	0	0	0	0	0
at CHI - 11/16	0	0	0	0	0.0	0	0	0	0	0
vs. DAL - 11/22	0	0	0	0	0.0	0	0	0	0	0
vs. CAR - 11/29	0	0	0	0	0.0	0	0	0	0	0
vs. JAX - 12/6	2	1	3	0	0.0	0	0	0	0	0
at TB - 12/13	0	0	0	0	0.0	0	0	0	0	0
vs. CHI - 12/20	0	0	0	0	0.0	0	0	0	0	0
at NO - 12/25										
at DET - 1/3										
2020 TOTALS	8	1	9	0	0.0	0	0	0	0	1
CAREER	8	1	9	0	0.0	0	0	0	0	1

41 • ANTHONY HARRIS • S

OPPONENT	U	A	T	TFL	SK	QH	FF	FR	INT	PD
vs. GB - 9/13*	5	3	8	0	0.0	0	0	0	0	0
at IND - 9/20*	3	3	6	0	0.0	0	0	0	0	0
vs. TEN - 9/27*	6	2	8	0	0.0	0	0	0	0	1
at HOU - 10/4*	3	2	5	0	0.0	0	0	0	0	0
at SEA - 10/11*	3	1	4	0	0.0	0	0	0	0	0
vs. ATL - 10/18*	5	3	8	1	0.0	0	0	0	0	1
at GB - 11/1*	5	1	6	0	0.0	0	0	0	0	1
vs. DET - 11/8*	3	2	5	0	0.0	0	0	0	0	0
at CHI - 11/16*	4	1	5	0	0.0	0	0	0	0	1
vs. DAL - 11/22*	3	4	7	0	0.0	0	0	0	0	0
vs. CAR - 11/29*	2	9	11	0	0.0	0	0	0	0	0
vs. JAX - 12/6*	2	3	5	1	0.0	0	0	0	0	1
at TB - 12/13*	2	1	3	0	0.0	0	0	0	0	0
vs. CHI - 12/20*	4	3	7	0	0.0	0	0	0	0	0
at NO - 12/25										
at DET - 1/3										
2020 TOTALS	50	38	88	2	0.0	0	0	0	0	5
CAREER	169	95	264	3	0.0	3	1	4	9	26

32 • MARK FIELDS II • CB

OPPONENT	U	A	T	TFL	SK	QH	FF	FR	INT	PD
vs. GB - 9/13										
at IND - 9/20										
vs. TEN - 9/27	0	0	0	0	0.0	0	0	0	0	0
at HOU - 10/4										
at SEA - 10/11										
vs. ATL - 10/18										
at GB - 11/1	1	0	1	0	0.0	0	0	0	0	0
vs. DET - 11/8										
at CHI - 11/16										
vs. DAL - 11/22										
vs. CAR - 11/29										
vs. JAX - 12/6										
at TB - 12/13										
vs. CHI - 12/20										
at NO - 12/25										
at DET - 1/3										
2020 TOTALS	1	0	1	0	0.0	0	0	0	0	0
CAREER	1	0	1	0	0.0	0	0	0	0	0

40 • TODD DAVIS • LB

OPPONENT	U	A	T	TFL	SK	QH	FF	FR	INT	PD
vs. GB - 9/13										
at IND - 9/20										
vs. TEN - 9/27	1	0	1	0	0.0	0	0	0	0	0
at HOU - 10/4	1	1	2	0	0.0	0	0	0	0	0
at SEA - 10/11*	1	0	1	0	0.0	0	0	0	0	0
vs. ATL - 10/18*	0	1	1	0	0.0	0	0	0	0	0
at GB - 11/1										
vs. DET - 11/8										
at CHI - 11/16	0	0	0	0	0.0	0	0	0	0	0
vs. DAL - 11/22	0	0	0	0	0.0	0	0	0	0	0
vs. CAR - 11/29	0	0	0	0	0.0	0	0	0	0	0
vs. JAX - 12/6*	3	8	11	0	0.0	0	0	0	0	0
at TB - 12/13*	3	4	7	0	0.0	0	0	0	0	0
vs. CHI - 12/20	4	4	8	1	1.0	1	0	0	0	1
at NO - 12/25										
at DET - 1/3										
2020 TOTALS	13	18	31	1	1.0	1	0	0	0	1
CAREER	303	186	489	22	3.0	12	1	2	1	14

43 • GEORGE ILOKA • S

OPPONENT	U	A	T	TFL	SK	QH	FF	FR	INT	PD
vs. GB - 9/13										
at IND - 9/20										
vs. TEN - 9/27	0	0	0	0	0.0	0	0	0	0	0
at HOU - 10/4	4	1	5	1	0.0	0	0	0	0	0
at SEA - 10/11	0	0	0	0	0.0	0	0	0	0	0
vs. ATL - 10/18	0	0	0	0	0.0	0	0	0	0	0
at GB - 11/1										
vs. DET - 11/8										
at CHI - 11/16										
vs. DAL - 11/22										
vs. CAR - 11/29										
vs. JAX - 12/6										
at TB - 12/13										
vs. CHI - 12/20										
at NO - 12/25										
at DET - 1/3										
2020 TOTALS	4	1	5	1	0.0	0	0	0	0	0
CAREER	239	116	355	10	0.0	3	3	1	9	32

DEFENSIVE

GAME-BY-GAME STATISTICS

DEFENSIVE

54 • ERIC KENDRICKS • LB

OPPONENT	U	A	T	TFL	SK	QH	FF	FR	INT	PD
vs. GB - 9/13*	7	4	11	1	0.0	0	0	0	0	0
at IND - 9/20*	11	1	12	1	0.0	0	0	0	0	0
vs. TEN - 9/27*	5	5	10	0	0.0	0	0	0	0	1
at HOU - 10/4*	7	5	12	0	0.0	0	0	0	0	1
at SEA - 10/11*	7	1	8	0	0.0	0	0	0	0	0
vs. ATL - 10/18*	11	2	13	0	0.0	1	0	0	0	0
at GB - 11/1*	8	4	12	0	0.0	0	0	0	0	0
vs. DET - 11/8*	3	3	6	0	0.0	0	0	0	0	1
at CHI - 11/16*	2	1	3	0	0.0	0	0	0	0	0
vs. DAL - 11/22*	2	6	8	0	0.0	0	0	0	1	2
vs. CAR - 11/29*	6	6	12	2	0.0	0	0	0	1	1
at JAX - 12/6	DID NOT PLAY									
at TB - 12/13	INACTIVE									
vs. CHI - 12/20	INACTIVE									
at NO - 12/25										
at DET - 1/3										
2020 TOTALS	69	38	107	4	0.0	1	0	0	3	6
CAREER	489	237	726	43	9.0	36	4	4	7	46

67 • YANNICK NGAIKOUÉ • DE

OPPONENT	U	A	T	TFL	SK	QH	FF	FR	INT	PD
vs. GB - 9/13	NOT WITH TEAM									
at IND - 9/20	NOT WITH TEAM									
vs. TEN - 9/27	NOT WITH TEAM									
at HOU - 10/4	NOT WITH TEAM									
at SEA - 10/11	NOT WITH TEAM									
vs. ATL - 10/18	DID NOT PLAY									
at GB - 11/1	INACTIVE									
vs. DET - 11/8	INACTIVE									
at CHI - 11/16	INACTIVE									
vs. DAL - 11/22	INACTIVE									
vs. CAR - 11/29	INACTIVE									
vs. JAX - 12/6	2	0	2	0	0.0	0	1	1	0	0
at TB - 12/13	0	0	0	0	0.0	0	0	0	0	0
vs. CHI - 12/20	0	0	0	0	0.0	0	0	0	0	0
at NO - 12/25										
at DET - 1/3										
2020 TOTALS	2	0	2	0	0.0	0	1	1	0	0
CAREER	2	0	2	0	0.0	0	1	1	0	0

91 • YANNICK NGAIKOUÉ • DE

OPPONENT	U	A	T	TFL	SK	QH	FF	FR	INT	PD
vs. GB - 9/13	0	0	0	0	0.0	1	0	0	0	0
at IND - 9/20*	2	0	2	1	1.0	2	1	0	0	0
vs. TEN - 9/27*	2	0	2	1	1.0	0	1	0	0	0
at HOU - 10/4*	5	0	5	1	2.0	2	0	0	0	0
at SEA - 10/11*	1	0	1	1	1.0	2	0	0	0	0
vs. ATL - 10/18*	2	0	2	1	0.0	0	0	0	0	0
at GB - 11/1	NOT WITH TEAM									
vs. DET - 11/8	NOT WITH TEAM									
at CHI - 11/16	NOT WITH TEAM									
vs. DAL - 11/22	NOT WITH TEAM									
vs. CAR - 11/29	NOT WITH TEAM									
vs. JAX - 12/6	NOT WITH TEAM									
at TB - 12/13	NOT WITH TEAM									
vs. CHI - 12/20	NOT WITH TEAM									
at NO - 12/25										
at DET - 1/3										
2020 TOTALS	12	0	12	5	5.0	7	2	0	0	0
CAREER	117	17	134	47	42.5	93	16	3	2	9

55 • ANTHONY BARR • LB

OPPONENT	U	A	T	TFL	SK	QH	FF	FR	INT	PD
vs. GB - 9/13*	6	0	6	0	0.0	0	0	0	0	0
at IND - 9/20*	0	0	0	0	0.0	0	0	0	0	0
vs. TEN - 9/27	RESERVE/INJURED									
at HOU - 10/4	RESERVE/INJURED									
at SEA - 10/11	RESERVE/INJURED									
vs. ATL - 10/18	RESERVE/INJURED									
at GB - 11/1	RESERVE/INJURED									
vs. DET - 11/8	RESERVE/INJURED									
at CHI - 11/16	RESERVE/INJURED									
vs. DAL - 11/22	RESERVE/INJURED									
vs. CAR - 11/29	RESERVE/INJURED									
vs. JAX - 12/6	RESERVE/INJURED									
at TB - 12/13	RESERVE/INJURED									
vs. CHI - 12/20	RESERVE/INJURED									
at NO - 12/25										
at DET - 1/3										
2020 TOTALS	6	0	6	0	0.0	0	0	0	0	0
CAREER	387	154	541	37	15.0	78	8	5	2	30

90 • JALYN HOLMES • DE

OPPONENT	U	A	T	TFL	SK	QH	FF	FR	INT	PD
vs. GB - 9/13*	2	0	2	1	0.0	0	0	0	0	0
at IND - 9/20	3	2	5	1	0.0	0	0	0	0	1
vs. TEN - 9/27	1	1	2	0	0.0	1	0	0	0	0
at HOU - 10/4	0	2	2	0	0.0	0	0	0	0	0
at SEA - 10/11	0	2	2	0	0.0	1	0	0	0	0
vs. ATL - 10/18	2	2	4	0	0.0	0	0	0	0	0
at GB - 11/1*	1	3	4	0	0.0	0	0	0	0	0
vs. DET - 11/8*	1	3	4	0	0.0	0	0	0	0	0
at CHI - 11/16*	1	0	1	0	0.0	0	0	0	0	0
vs. DAL - 11/22*	3	3	6	0	0.0	0	0	0	0	0
vs. CAR - 11/29*	1	1	2	0	0.0	2	0	0	0	1
vs. JAX - 12/6*	0	0	0	0	0.0	1	0	0	0	0
at TB - 12/13*	1	0	1	0	0.0	0	0	0	0	0
vs. CHI - 12/20*	0	1	1	0	0.0	0	0	0	0	0
at NO - 12/25										
at DET - 1/3										
2020 TOTALS	16	20	36	2	0.0	5	0	0	0	2
CAREER	23	24	47	4	1.0	7	0	0	0	2

92 • JAMES LYNCH • DT

OPPONENT	U	A	T	TFL	SK	QH	FF	FR	INT	PD
vs. GB - 9/13	INACTIVE									
at IND - 9/20	INACTIVE									
vs. TEN - 9/27	INACTIVE									
at HOU - 10/4	INACTIVE									
at SEA - 10/11	1	0	1	1	1.0	1	0	0	0	0
vs. ATL - 10/18	0	0	0	0	0.0	0	0	0	0	0
at GB - 11/1	0	0	0	0	0.0	0	0	0	0	0
vs. DET - 11/8	INACTIVE									
at CHI - 11/16	INACTIVE									
vs. DAL - 11/22	1	0	1	0	0.0	0	0	0	0	0
vs. CAR - 11/29	0	0	0	0	0.0	0	0	0	0	0
vs. JAX - 12/6	DID NOT PLAY									
at TB - 12/13	0	1	1	0	0.0	0	0	0	0	0
vs. CHI - 12/20	0	0	0	0	0.0	0	0	0	0	0
at NO - 12/25										
at DET - 1/3										
2020 TOTALS	2	1	3	1	1.0	1	0	0	0	0
CAREER	2	1	3	1	1.0	1	0	0	0	0

GAME-BY-GAME STATISTICS

DEFENSIVE

93 • SHAMAR STEPHEN • DT												
OPPONENT	U	A	T	TFL	SK	QH	FF	FR	INT	PD		
vs. GB - 9/13*	2	0	2	0	0.0	0	0	0	0	0		
at IND - 9/20*	3	0	3	0	0.0	0	0	0	0	0		
vs. TEN - 9/27*	3	0	3	0	0.0	0	0	0	0	0		
at HOU - 10/4*	1	2	3	0	0.0	0	0	0	0	0		
at SEA - 10/11*	1	0	1	0	0.0	0	0	0	0	0		
vs. ATL - 10/18*	2	1	3	2	0.0	0	0	0	0	0		
at GB - 11/1*	2	0	2	0	0.0	0	0	0	0	0		
vs. DET - 11/8*	0	2	2	0	0.5	2	0	0	0	0		
at CHI - 11/16*	1	1	2	0	0.0	0	0	0	0	0		
vs. DAL - 11/22*	0	1	1	0	0.0	0	0	0	0	0		
vs. CAR - 11/29*	0	1	1	0	0.0	0	0	0	0	0		
vs. JAX - 12/6*	0	2	2	0	0.0	0	0	0	0	0		
at TB - 12/13*	1	1	2	0	0.0	0	0	0	0	0		
vs. CHI - 12/20*	1	2	3	0	0.0	0	0	0	0	0		
at NO - 12/25												
at DET - 1/3												
2020 TOTALS	17	13	30	2	0.5	2	0	0	0	0		
CAREER	126	107	233	9	4.5	43	1	3	0	3		

95 • IFEADI ODENIGBO • DE												
OPPONENT	U	A	T	TFL	SK	QH	FF	FR	INT	PD		
vs. GB - 9/13	0	0	0	0	0.0	0	0	0	0	0		
at IND - 9/20*	2	2	4	0	0.0	0	0	0	0	0		
vs. TEN - 9/27*	3	0	3	0	0.0	4	0	0	0	0		
at HOU - 10/4*	1	0	1	0	0.0	1	0	0	0	0		
at SEA - 10/11*	2	1	3	1	1.0	1	0	0	0	0		
vs. ATL - 10/18*	1	3	4	1	1.5	3	0	0	0	0		
at GB - 11/1*	0	4	4	0	0.0	0	0	0	0	0		
vs. DET - 11/8*	0	3	3	0	0.0	0	0	0	0	0		
at CHI - 11/16*	0	1	1	0	0.0	2	0	0	0	0		
vs. DAL - 11/22*	0	1	1	0	0.0	1	0	0	0	0		
vs. CAR - 11/29*	1	1	2	0	0.0	0	0	0	0	0		
vs. JAX - 12/6*	1	1	2	1	1.0	3	0	0	0	0		
at TB - 12/13*	2	1	3	0	0.0	0	0	0	0	0		
vs. CHI - 12/20*	2	0	2	0	0.0	0	0	0	0	0		
at NO - 12/25												
at DET - 1/3												
2020 TOTALS	15	18	33	3	3.5	15	0	0	0	0		
CAREER	35	24	59	11	10.5	43	1	2	0	1		

98 • D.J. WONNUM • DE												
OPPONENT	U	A	T	TFL	SK	QH	FF	FR	INT	PD		
vs. GB - 9/13												
at IND - 9/20	1	0	1	0	0.0	0	0	0	0	0		
vs. TEN - 9/27	2	1	3	1	0.0	0	0	0	0	0		
at HOU - 10/4	1	0	1	1	1.0	1	0	0	0	0		
at SEA - 10/11	0	0	0	0	0.0	0	0	0	0	0		
vs. ATL - 10/18	2	0	2	1	0.0	0	0	0	0	0		
at GB - 11/1	1	0	1	0	1.0	2	1	0	0	0		
vs. DET - 11/8	0	0	0	0	0.0	1	0	0	0	0		
at CHI - 11/16	2	0	2	1	1.0	3	0	0	0	0		
vs. DAL - 11/22	1	0	1	0	0.0	0	0	0	0	0		
vs. CAR - 11/29	0	1	1	0	0.0	1	0	0	0	1		
vs. JAX - 12/6												
at TB - 12/13	1	1	2	1	0.0	0	0	0	0	0		
vs. CHI - 12/20	2	3	5	0	0.0	0	0	0	0	0		
at NO - 12/25												
at DET - 1/3												
2020 TOTALS	13	6	19	5	3.0	8	1	0	0	1		
CAREER	13	6	19	5	3.0	8	1	0	0	1		

94 • JALEEL JOHNSON • DT												
OPPONENT	U	A	T	TFL	SK	QH	FF	FR	INT	PD		
vs. GB - 9/13*	3	1	4	0	0.0	0	0	0	0	0		
at IND - 9/20*	4	2	6	1	0.0	0	0	0	0	0		
vs. TEN - 9/27*	2	2	4	0	0.0	0	0	0	0	0		
at HOU - 10/4*	1	1	2	0	0.0	0	0	0	0	0		
at SEA - 10/11*	1	1	2	0	0.0	0	0	0	0	0		
vs. ATL - 10/18*	0	3	3	0	0.5	1	0	0	0	0		
at GB - 11/1*	3	1	4	0	0.0	0	0	0	0	0		
vs. DET - 11/8*	1	0	1	1	0.0	0	0	0	0	0		
at CHI - 11/16*	0	0	0	0	0.0	0	0	0	0	0		
vs. DAL - 11/22*	3	4	7	1	1.0	1	0	0	0	0		
vs. CAR - 11/29*	0	1	1	0	0.0	0	0	0	0	0		
vs. JAX - 12/6*	0	2	2	0	0.0	0	0	0	0	0		
at TB - 12/13*	0	2	2	0	0.0	0	0	0	0	0		
vs. CHI - 12/20*	2	2	4	0	0.0	0	0	0	0	0		
at NO - 12/25												
at DET - 1/3												
2020 TOTALS	20	22	42	3	1.5	2	0	0	0	0		
CAREER	49	57	106	11	5.5	14	1	0	0	1		

96 • ARMON WATTS • DT												
OPPONENT	U	A	T	TFL	SK	QH	FF	FR	INT	PD		
vs. GB - 9/13	0	1	1	0	0.0	0	0	0	0	0		
at IND - 9/20	2	0	2	0	0.0	0	0	0	0	0		
vs. TEN - 9/27	0	0	0	0	0.0	0	0	0	0	0		
at HOU - 10/4	0	1	1	0	0.0	0	0	0	0	0		
at SEA - 10/11	0	1	1	0	0.0	0	0	0	0	0		
vs. ATL - 10/18	2	3	5	0	0.0	0	0	0	0	0		
at GB - 11/1	0	1	1	0	0.0	0	0	0	0	0		
vs. DET - 11/8	1	3	4	0	0.5	1	0	0	0	0		
at CHI - 11/16	3	0	3	0	0.0	0	0	0	0	0		
vs. DAL - 11/22	1	1	2	0	0.0	0	0	0	0	0		
vs. CAR - 11/29	0	3	3	0	0.0	0	0	0	0	0		
vs. JAX - 12/6	0	1	1	0	0.0	0	0	0	0	0		
at TB - 12/13	0	1	1	0	0.0	1	0	0	0	0		
vs. CHI - 12/20	2	1	3	0	0.0	0	0	0	0	0		
at NO - 12/25												
at DET - 1/3												
2020 TOTALS	11	17	28	0	0.5	2	0	0	0	0		
CAREER	23	19	42	1	2.0	6	1	0	0	1		

99 • DANIELLE HUNTER • DE												
OPPONENT	U	A	T	TFL	SK	QH	FF	FR	INT	PD		
vs. GB - 9/13												
at IND - 9/20												
vs. TEN - 9/27												
at HOU - 10/4												
at SEA - 10/11												
vs. ATL - 10/18												
at GB - 11/1												
vs. DET - 11/8												
at CHI - 11/16												
vs. DAL - 11/22												
vs. CAR - 11/29												
vs. JAX - 12/6												
at TB - 12/13												
vs. CHI - 12/20												
at NO - 12/25												
at DET - 1/3												
2020 TOTALS	0	0	0	0	0.0	0	0	0	0	0		
CAREER	194	104	298	78	54.5	245	6	4	0	5		

GAME-BY-GAME STATISTICS

SPECIAL TEAMS

12 · CHAD BEEBE · WR

OPPONENT	T	FF	FR	BK
vs. GB - 9/13	INACTIVE			
at IND - 9/20	INACTIVE			
vs. TEN - 9/27	1	0	0	0
at HOU - 10/4	0	0	0	0
at SEA - 10/11	0	0	0	0
vs. ATL - 10/18	0	0	0	0
at GB - 11/1	0	0	0	0
vs. DET - 11/8	0	0	0	0
at CHI - 11/16	0	0	0	0
vs. DAL - 11/22	0	0	0	0
vs. CAR - 11/29	1	0	0	0
vs. JAX - 12/6	0	0	0	0
at TB - 12/13	0	0	0	0
vs. CHI - 12/20	0	0	0	0
at NO - 12/25				
at DET - 1/3				
2020 TOTALS	2	0	0	0

23 · MIKE BOONE · RB

OPPONENT	T	FF	FR	BK
vs. GB - 9/13	1	0	0	0
at IND - 9/20	1	0	0	0
vs. TEN - 9/27	0	0	0	0
at HOU - 10/4	1	1	0	0
at SEA - 10/11	1	0	0	0
vs. ATL - 10/18	0	0	0	0
at GB - 11/1	0	0	0	0
vs. DET - 11/8	1	0	0	0
at CHI - 11/16	0	0	0	0
vs. DAL - 11/22	0	0	0	0
vs. CAR - 11/29	0	0	0	0
vs. JAX - 12/6	0	0	0	0
at TB - 12/13	0	0	0	0
vs. CHI - 12/20	0	0	0	0
at NO - 12/25				
at DET - 1/3				
2020 TOTALS	5	1	0	0

30 · C.J. HAM · FB

OPPONENT	T	FF	FR	BK
vs. GB - 9/13*	0	0	0	0
at IND - 9/20	0	0	0	0
vs. TEN - 9/27*	0	0	0	0
at HOU - 10/4*	1	0	0	0
at SEA - 10/11	0	0	0	0
vs. ATL - 10/18	0	0	0	0
at GB - 11/1*	0	0	0	0
vs. DET - 11/8*	1	0	0	0
at CHI - 11/16*	1	0	0	0
vs. DAL - 11/22	1	0	0	0
vs. CAR - 11/29*	2	0	0	0
vs. JAX - 12/6*	0	0	0	0
at TB - 12/13*	0	0	0	0
vs. CHI - 12/20*	0	0	0	0
at NO - 12/25				
at DET - 1/3				
2020 TOTALS	6	0	0	0

17 · K.J. OSBORN · WR

OPPONENT	T	FF	FR	BK
vs. GB - 9/13	0	0	0	0
at IND - 9/20	0	0	0	0
vs. TEN - 9/27	INACTIVE			
at HOU - 10/4	0	0	0	0
at SEA - 10/11	INACTIVE			
vs. ATL - 10/18	INACTIVE			
at GB - 11/1	1	0	0	0
vs. DET - 11/8	1	0	0	0
at CHI - 11/16	1	0	0	0
vs. DAL - 11/22	0	0	0	0
vs. CAR - 11/29	INACTIVE			
vs. JAX - 12/6	0	0	1	0
at TB - 12/13	INACTIVE			
vs. CHI - 12/20	INACTIVE			
at NO - 12/25				
at DET - 1/3				
2020 TOTALS	3	0	1	0

29 · KRIS BOYD · CB

OPPONENT	T	FF	FR	BK
vs. GB - 9/13	1	0	0	0
at IND - 9/20	2	0	0	0
vs. TEN - 9/27*	0	0	0	0
at HOU - 10/4	INACTIVE			
at SEA - 10/11	INACTIVE			
vs. ATL - 10/18	INACTIVE			
at GB - 11/1	0	0	0	0
vs. DET - 11/8*	0	0	0	0
at CHI - 11/16*	0	0	0	0
vs. DAL - 11/22*	1	0	0	0
vs. CAR - 11/29	0	0	0	0
vs. JAX - 12/6*	0	0	0	0
at TB - 12/13	0	0	0	0
vs. CHI - 12/20	RESERVE/INJURED			
at NO - 12/25				
at DET - 1/3				
2020 TOTALS	4	0	0	0

31 · AMEER ABDULLAH · RB

OPPONENT	T	FF	FR	BK
vs. GB - 9/13	0	0	0	0
at IND - 9/20	0	0	0	0
vs. TEN - 9/27	1	0	0	0
at HOU - 10/4	0	0	0	0
at SEA - 10/11	0	0	0	0
vs. ATL - 10/18	0	0	0	0
at GB - 11/1	0	0	0	0
vs. DET - 11/8	0	0	0	0
at CHI - 11/16	0	0	0	0
vs. DAL - 11/22	0	0	0	0
vs. CAR - 11/29	1	0	0	0
vs. JAX - 12/6	0	0	0	0
at TB - 12/13	0	0	0	0
vs. CHI - 12/20	0	0	0	0
at NO - 12/25				
at DET - 1/3				
2020 TOTALS	2	0	0	0

GAME-BY-GAME STATISTICS

SPECIAL TEAMS

32 • CORDREA TANKERSLEY • CB

OPPONENT	T	FF	FR	BK
vs. GB - 9/13	NOT WITH TEAM			
at IND - 9/20	NOT WITH TEAM			
vs. TEN - 9/27	NOT WITH TEAM			
at HOU - 10/4	NOT WITH TEAM			
at SEA - 10/11	NOT WITH TEAM			
vs. ATL - 10/18	NOT WITH TEAM			
at GB - 11/1	NOT WITH TEAM			
vs. DET - 11/8	NOT WITH TEAM			
at CHI - 11/16	PRACTICE SQUAD			
vs. DAL - 11/22	PRACTICE SQUAD			
vs. CAR - 11/29	PRACTICE SQUAD			
vs. JAX - 12/6	PRACTICE SQUAD			
at TB - 12/13	PRACTICE SQUAD			
vs. CHI - 12/20	1	0	0	0
at NO - 12/25				
at DET - 1/3				
2020 TOTALS	1	0	0	0

38 • HARRISON HAND • CB

OPPONENT	T	FF	FR	BK
vs. GB - 9/13	INACTIVE			
at IND - 9/20	INACTIVE			
vs. TEN - 9/27	0	0	0	0
at HOU - 10/4	0	0	0	0
at SEA - 10/11	0	0	0	0
vs. ATL - 10/18	1	0	0	0
at GB - 11/1	0	0	0	0
vs. DET - 11/8	0	0	0	0
at CHI - 11/16	0	0	0	0
vs. DAL - 11/22	0	0	0	0
vs. CAR - 11/29	0	0	0	0
vs. JAX - 12/6	0	0	0	0
at TB - 12/13	1	0	0	0
vs. CHI - 12/20	1	0	0	0
at NO - 12/25				
at DET - 1/3				
2020 TOTALS	3	0	0	0

43 • GEORGE ILOKA • S

OPPONENT	T	FF	FR	BK
vs. GB - 9/13*	NOT WITH TEAM			
at IND - 9/20	PRACTICE SQUAD			
vs. TEN - 9/27	1	0	0	0
at HOU - 10/4	0	0	0	0
at SEA - 10/11	0	0	0	0
vs. ATL - 10/18	0	0	0	0
at GB - 11/1	RESERVE/INJURED			
vs. DET - 11/8	RESERVE/INJURED			
at CHI - 11/16	RESERVE/INJURED			
vs. DAL - 11/22	RESERVE/INJURED			
vs. CAR - 11/29	RESERVE/INJURED			
vs. JAX - 12/6	RESERVE/INJURED			
at TB - 12/13	RESERVE/INJURED			
vs. CHI - 12/20	RESERVE/INJURED			
at NO - 12/25				
at DET - 1/3				
2020 TOTALS	1	0	0	0

37 • CURTIS RILEY • CB

OPPONENT	T	FF	FR	BK
vs. GB - 9/13	NOT WITH TEAM			
at IND - 9/20	NOT WITH TEAM			
vs. TEN - 9/27	NOT WITH TEAM			
at HOU - 10/4	NOT WITH TEAM			
at SEA - 10/11	NOT WITH TEAM			
vs. ATL - 10/18	NOT WITH TEAM			
at GB - 11/1	INACTIVE			
vs. DET - 11/8	0	0	0	0
at CHI - 11/16	1	0	0	0
vs. DAL - 11/22	INACTIVE			
vs. CAR - 11/29	INACTIVE			
vs. JAX - 12/6	INACTIVE			
at TB - 12/13	NOT WITH TEAM			
vs. CHI - 12/20	PRACTICE SQUAD			
at NO - 12/25				
at DET - 1/3				
2020 TOTALS	1	0	0	0

40 • TODD DAVIS • LB

OPPONENT	T	FF	FR	BK
vs. GB - 9/13	NOT WITH TEAM			
at IND - 9/20	NOT WITH TEAM			
vs. TEN - 9/27	0	0	0	0
at HOU - 10/4	0	0	0	0
at SEA - 10/11*	0	0	0	0
vs. ATL - 10/18*	1	0	0	0
at GB - 11/1	RESERVE/COVID-19			
vs. DET - 11/8	RESERVE/COVID-19			
at CHI - 11/16	0	0	0	0
vs. DAL - 11/22	0	0	0	0
vs. CAR - 11/29	0	0	0	0
vs. JAX - 12/6*	0	0	0	0
at TB - 12/13*	0	0	0	0
vs. CHI - 12/20*	0	0	0	0
at NO - 12/25				
at DET - 1/3				
2020 TOTALS	1	0	0	0

44 • JOSH METELLUS • S

OPPONENT	T	FF	FR	BK
vs. GB - 9/13	PRACTICE SQUAD			
at IND - 9/20	0	0	0	0
vs. TEN - 9/27	0	0	0	0
at HOU - 10/4	2	0	0	0
at SEA - 10/11	0	0	0	0
vs. ATL - 10/18	0	0	0	0
at GB - 11/1	1	0	0	0
vs. DET - 11/8	4	0	0	0
at CHI - 11/16	0	0	1	0
vs. DAL - 11/22	1	0	1	0
vs. CAR - 11/29	0	0	0	0
vs. JAX - 12/6	0	0	0	0
at TB - 12/13	0	0	0	0
vs. CHI - 12/20	1	0	0	0
at NO - 12/25				
at DET - 1/3				
2020 TOTALS	9	0	2	0

GAME-BY-GAME STATISTICS

SPECIAL TEAMS

45 • TROY DYE • LB

OPPONENT	T	FF	FR	BK
vs. GB - 9/13	0	0	0	0
at IND - 9/20	0	0	0	0
vs. TEN - 9/27	RESERVE/INJURED			
at HOU - 10/4	RESERVE/INJURED			
at SEA - 10/11	RESERVE/INJURED			
vs. ATL - 10/18	RESERVE/INJURED			
at GB - 11/1*	0	0	0	0
vs. DET - 11/8*	0	0	0	0
at CHI - 11/16	1	0	0	0
vs. DAL - 11/22	0	0	0	0
vs. CAR - 11/29*	0	0	0	0
vs. JAX - 12/6	0	0	0	0
at TB - 12/13*	0	0	0	0
vs. CHI - 12/20*	0	0	0	0
at NO - 12/25				
at DET - 1/3				
2020 TOTALS	1	0	0	0

48 • BLAKE LYNCH • LB

OPPONENT	T	FF	FR	BK
vs. GB - 9/13	PRACTICE SQUAD			
at IND - 9/20	PRACTICE SQUAD			
vs. TEN - 9/27	PRACTICE SQUAD			
at HOU - 10/4	PRACTICE SQUAD			
at SEA - 10/11	PRACTICE SQUAD			
vs. ATL - 10/18	PRACTICE SQUAD			
at GB - 11/1	PRACTICE SQUAD			
vs. DET - 11/8	PRACTICE SQUAD			
at CHI - 11/16	PRACTICE SQUAD			
vs. DAL - 11/22	PRACTICE SQUAD			
vs. CAR - 11/29	PRACTICE SQUAD			
vs. JAX - 12/6	PRACTICE SQUAD			
at TB - 12/13	0	0	0	0
vs. CHI - 12/20	1	0	0	0
at NO - 12/25				
at DET - 1/3				
2020 TOTALS	1	0	0	0

57 • RYAN CONNELLY • LB

OPPONENT	T	FF	FR	BK
vs. GB - 9/13	INACTIVE			
at IND - 9/20	1	0	0	0
vs. TEN - 9/27	0	0	0	0
at HOU - 10/4	0	0	0	0
at SEA - 10/11	0	0	0	0
vs. ATL - 10/18	0	0	0	0
at GB - 11/1	0	0	0	0
vs. DET - 11/8	0	0	0	0
at CHI - 11/16	INACTIVE			
vs. DAL - 11/22	1	0	0	0
vs. CAR - 11/29	0	0	0	0
vs. JAX - 12/6	1	0	0	0
at TB - 12/13	0	0	0	0
vs. CHI - 12/20	0	0	0	0
at NO - 12/25				
at DET - 1/3				
2020 TOTALS	3	0	0	0

47 • HARDY NICKERSON • LB

OPPONENT	T	FF	FR	BK
vs. GB - 9/13	0	0	0	0
at IND - 9/20	PRACTICE SQUAD			
vs. TEN - 9/27	0	0	0	0
at HOU - 10/4*	0	0	0	0
at SEA - 10/11	0	0	0	0
vs. ATL - 10/18	2	1	0	0
at GB - 11/1	1	0	0	0
vs. DET - 11/8	0	0	0	0
at CHI - 11/16	0	0	0	0
vs. DAL - 11/22	1	0	0	0
vs. CAR - 11/29	0	0	0	0
vs. JAX - 12/6	PRACTICE SQUAD			
at TB - 12/13	0	0	0	0
vs. CHI - 12/20	0	0	0	0
at NO - 12/25				
at DET - 1/3				
2020 TOTALS	4	1	0	0

50 • ERIC WILSON • LB

OPPONENT	T	FF	FR	BK
vs. GB - 9/13*	0	0	0	0
at IND - 9/20	1	0	0	0
vs. TEN - 9/27*	0	0	0	0
at HOU - 10/4*	0	0	0	0
at SEA - 10/11*	0	0	0	0
vs. ATL - 10/18*	0	0	0	0
at GB - 11/1*	0	0	0	0
vs. DET - 11/8*	0	0	0	0
at CHI - 11/16*	0	0	0	0
vs. DAL - 11/22*	0	0	0	1
vs. CAR - 11/29*	0	0	0	0
vs. JAX - 12/6*	0	0	0	0
at TB - 12/13*	0	0	0	0
vs. CHI - 12/20*	0	0	0	0
at NO - 12/25				
at DET - 1/3				
2020 TOTALS	1	0	0	1

58 • AUSTIN CUTTING • LS

OPPONENT	T	FF	FR	BK
vs. GB - 9/13	0	0	0	0
at IND - 9/20	1	0	0	0
vs. TEN - 9/27	0	0	0	0
at HOU - 10/4	0	0	0	0
at SEA - 10/11	0	0	0	0
vs. ATL - 10/18	0	0	0	0
at GB - 11/1	0	0	0	0
vs. DET - 11/8	0	0	0	0
at CHI - 11/16	0	0	0	0
vs. DAL - 11/22	INACTIVE			
vs. CAR - 11/29	INACTIVE			
vs. JAX - 12/6	NOT WITH TEAM			
at TB - 12/13	NOT WITH TEAM			
vs. CHI - 12/20	NOT WITH TEAM			
at NO - 12/25				
at DET - 1/3				
2020 TOTALS	1	0	0	0

GAME-BY-GAME STATISTICS

SPECIAL TEAMS

83 • TYLER CONKLIN • TE

OPPONENT	T	FF	FR	BK
vs. GB - 9/13	0	0	0	0
at IND - 9/20	1	0	0	0
vs. TEN - 9/27	0	0	0	0
at HOU - 10/4	0	0	0	0
at SEA - 10/11	0	0	0	0
vs. ATL - 10/18	0	0	0	0
at GB - 11/1	0	0	0	0
vs. DET - 11/8	0	0	0	0
at CHI - 11/16	0	0	0	0
vs. DAL - 11/22	0	0	0	0
vs. CAR - 11/29	0	0	0	0
vs. JAX - 12/6	1	0	0	0
at TB - 12/13*	0	0	0	0
vs. CHI - 12/20	0	0	0	0
at NO - 12/25				
at DET - 1/3				
2020 TOTALS	2	0	0	0

85 • DAN CHISENA • WR

OPPONENT	T	FF	FR	BK
vs. GB - 9/13	0	0	0	0
at IND - 9/20	0	0	0	0
vs. TEN - 9/27	0	0	0	0
at HOU - 10/4	0	0	1	0
at SEA - 10/11	0	0	0	0
vs. ATL - 10/18	0	0	0	0
at GB - 11/1	INACTIVE			
vs. DET - 11/8	1	0	0	0
at CHI - 11/16	1	0	0	0
vs. DAL - 11/22	INACTIVE			
vs. CAR - 11/29	0	0	0	0
vs. JAX - 12/6	1	0	0	0
at TB - 12/13	0	0	0	0
vs. CHI - 12/20	0	0	0	0
at NO - 12/25				
at DET - 1/3				
2020 TOTALS	3	0	1	0

84 • IRV SMITH JR. • TE

OPPONENT	T	FF	FR	BK
vs. GB - 9/13	0	0	0	0
at IND - 9/20*	0	0	0	0
vs. TEN - 9/27	0	0	0	0
at HOU - 10/4	0	0	0	0
at SEA - 10/11*	0	0	0	0
vs. ATL - 10/18*	1	0	0	0
at GB - 11/1	0	0	0	0
vs. DET - 11/8	0	0	0	0
at CHI - 11/16	INACTIVE			
vs. DAL - 11/22*	0	0	0	0
vs. CAR - 11/29	INACTIVE			
vs. JAX - 12/6	INACTIVE			
at TB - 12/13	0	0	0	0
vs. CHI - 12/20*	0	0	0	0
at NO - 12/25				
at DET - 1/3				
2020 TOTALS	1	0	0	0

98 • D.J. WONNUM • DE

OPPONENT	T	FF	FR	BK
vs. GB - 9/13	INACTIVE			
at IND - 9/20	0	0	0	0
vs. TEN - 9/27	0	0	0	0
at HOU - 10/4	0	0	0	0
at SEA - 10/11	0	0	0	0
vs. ATL - 10/18	0	0	0	0
at GB - 11/1	0	0	0	0
vs. DET - 11/8	0	0	0	0
at CHI - 11/16	0	0	0	0
vs. DAL - 11/22	0	0	0	0
vs. CAR - 11/29	0	0	0	1
vs. JAX - 12/6	INACTIVE			
at TB - 12/13	0	0	0	0
vs. CHI - 12/20	0	0	0	0
at NO - 12/25				
at DET - 1/3				
2020 TOTALS	0	0	0	1



COACHES BIOS



MIKE ZIMMER

HEAD COACH

COACHING EXPERIENCE: 42ND SEASON

NFL EXPERIENCE: 27TH SEASON

VIKINGS EXPERIENCE: 7TH SEASON

Mike Zimmer enters his 7th season as Vikings Head Coach in 2020 after a return to the playoffs and a 10-6 regular season record in 2019. Zimmer has notched 59 wins including playoffs in his 6 seasons leading the team with a pair of NFC North titles and 3 playoff appearances.

Zimmer was hired as the 9th head coach in Vikings history on Jan. 15, 2014. A veteran defensive coordinator, 2020 marks Zimmer's 27th season on an NFL sideline. In his NFL tenure, Zimmer has been a part of 14 playoff teams and teams that have won 9 Division titles. He coached DBs when Dallas won Super Bowl XXX over Pittsburgh after the 1995 season.

In 2019, the Vikings used a new offensive scheme with a renewed emphasis on balance and a strong ground game to return to the playoffs with a 10-6 mark, earning a Wild Card win at New Orleans and advancing to face #1 seed San Francisco in the Divisional Round. The Vikings offense featured a 1,000-yard rusher (Dalvin Cook- 1,135) a 1,000-yard receiver (Stefon Diggs- 1,130) and 3,000-yard passer (Kirk Cousins- 3,603) for the 1st time since 2009, and the team climbed from #30 in the NFL in total rushing yards in 2018 (1,493 yards) to #6 (2,113 yards) in 2019. Minnesota sent 8 players to the Pro Bowl - RB Dalvin Cook, S Harrison Smith, DE Danielle Hunter, FB C.J. Ham, DE Everson Griffen, LB Erik Kendricks, QB Kirk Cousins and CB Xavier Rhodes - marking the team's highest number of representatives since sending 10 players in 2009. Kendricks led the team in tackles for the 5th straight season and earned 1st-Team Associated Press honors for the first time in his career. The team advanced to the playoffs for the 3rd time in the past 5 seasons under Zimmer and notched a road win in overtime at New Orleans in the Wild Card round, advancing to face #1 seed San Francisco in the Divisional Round. Vikings players earned NFC Player of the Week honors 6 times during the season, 3 on special teams by K Dan Bailey, 2 on defense by S Anthony Harris and DE Danielle Hunter, and 1 on offense for RB Dalvin Cook.

The 2018 Vikings finished a game out of the playoffs but had a talented core all post career-best seasons. DE Danielle Hunter led the team and tied for 4th in the NFL with 14.5 sacks

and earned his 1st career Pro Bowl berth. Adam Thielen earned his 2nd Pro Bowl berth and set a career-high with 113 catches for 1,373 yards and teamed with fellow WR Stefon Diggs' 102 catches and 1,021 yards to be the 1st duo in Vikings history to each post 100+ receptions in a season. Newly acquired QB Kirk Cousins threw for the 2nd-most yards (4,298), 2nd-highest completion % (70.1) and 4th-best passer rating (99.7) in Vikings history in his first season with the club while starting all 16 games. Joining in the Pro Bowl honors were Harrison Smith and Anthony Barr, the 4th consecutive honor for each player.

The 2017 Vikings were highlighted by a #1 ranking in total defense, marking the 1st time the Vikings have achieved the feat since the 1993 season. The season served as a testament to Zimmer's scheme and teaching since he inherited the #31 defense in the NFL when he took over as head coach in 2014. The 2017 Vikings also ranked 2nd in franchise history for wins in a regular season with 13, trailing only the 15-1 club in 1998. The Vikings landed 4 players on the Associated Press All-Pro teams - S Harrison Smith (1st Team), CB Xavier Rhodes (1st Team), WR Adam Thielen (2nd Team), and DE Everson Griffen (2nd Team), and had 7 players earn Pro Bowl honors- Thielen, Smith, Griffen, Rhodes, Barr, DT Linval Joseph and TE Kyle Rudolph. The team had to overcome its fair share of adversity early in the season to get on a roll after a 2-2 start. QB Case Keenum stepped in at QB after regular starter Sam Bradford went on injured reserve and rallied the offense despite losing rookie RB Dalvin Cook to injury early in the season. Individually, Thielen led the team with 1,276 yards on 91 catches and free agent pickup RB Latavius Murray led the ground game with 842 yards and 8 TDs. Griffen had a team-high 13.0 sacks to tie for 4th in the NFL and Harrison Smith had 5 interceptions. Keenum had a career year, posting an 11-3 record as the starter to go along with his 67.6% completion mark, which ranked #2 in the NFL and stood as the 4th-best completion percentage in Vikings history. Keenum had a 22-7 TD/INT ratio and ranked #7 in the NFL with a 98.3 passer rating, the 5th-best mark in Vikings history at the time.

The 2016 Viking battled throughout the season to finish 8-8

RACKING UP WINS

Entering the 2020 season, Mike Zimmer has led the team to the 7th-most wins in the NFL in that 6-season span with 57 victories, which stands as the 4th-most in the NFC. Zimmer has stressed home field advantage with the Vikings since moving into U.S. Bank Stadium and has led the team to a tie for the 4th-best home record in the NFL, and best mark in the NFC, in the 4 seasons inside the state of the art venue.

NFL WINS 2014-19 (REGULAR SEASON)

New England	74
Kansas City	66
Seattle	62
Pittsburgh	62
New Orleans	58
Green Bay	58
Minnesota	57

NFL WINS AT HOME 2016-19 (REGULAR SEASON)

New England	26
Kansas City	24
Baltimore	24
Minnesota	23
New Orleans	23
Philadelphia	23
Pittsburgh	22
Green Bay	22
Dallas	22



while plugging new talents into the offense, an opportunistic defense with a knack for takeaways (27) and a special teams group posted 3 TDs (2 PR, 1 KOR). The Vikings had 6 players earn Pro Bowl honors- Griffen (2nd honor), Smith (2nd honor), KR Cordarrelle Patterson (2nd honor), Barr (2nd honor) and Rhodes earned his 1st berth in the all-star game.

The loss of QB Teddy Bridgewater to injury late in the preseason led to a trade with Philadelphia to bring in Sam Bradford, who went on to start the final 15 games in what was a record-setting season. Bradford set the NFL completion percentage record for a season at 71.6%, set a new team mark for completions with 395 and set a new team record for interception percentage at 0.9%, with only 5 INTs in 552 attempts. Bradford developed chemistry with several pass catchers, as WR Adam Thielen lead the club with 967 yards in a breakout season. Veteran TE Kyle Rudolph had the best season of his career while setting a new team mark for receptions by a TE with 83 and a new career TDs by a TE mark at 29 while leading the club with 7 receiving TDs. Hunter led the team in sacks with 12.5 as a situational rusher. Rhodes notched a career-high with 5 INTs on the season to lead the club, and the defense scored a total of 4 TDs and while moving to #3 in the NFL rankings for total defense, the highest rank since 1993.

In his 2nd season leading the Vikings in 2015, Zimmer piloted the club to an NFC North title and a Wild Card Playoff berth. The team played clean, smart football down the stretch and won 3 in a row to end the regular season, capturing the division crown at Green Bay and taking the title from the 4-time defending NFC North champs. The Vikings 11-5 mark tied for the 2nd-best record since 2000 and gave the Vikings their 1st North crown since 2009. Minnesota was the least-penalized team in the NFL with 88.

The 2015 Vikings earned their success with a strong running game and stingy defense. Adrian Peterson led the NFL in rushing for the 3rd time in his career en route to 1st-Team All-Pro and Pro Bowl honors. Bridgewater continued to grow in his role as a playmaker and engineering the offense, improving throughout his 2nd pro season. The Vikings defense ranked 5th in the NFL by allowing only 18.9 points per game.

The Vikings rookies made an impact as the club was led in tackles by LB Eric Kendricks and in receiving by WR Stefon Diggs. DE Danielle Hunter ranked 2nd on the team in sacks, and tied a team record with 6 rookies start in a game, at Arizona.

The 2014 Vikings turned to Bridgewater to start 12 games of his rookie season, and he responded with a 6-6 record, going 3-2 in his final 5 starts, and set virtually every franchise record for a rookie QB. Defensively, the 2014 Vikings improved from #31 in total defense to #14 in the NFL with a new lineup. The Vikings #7 ranking in the NFL in passing defense was the highest finish since the 1993 season when the club was #6. The Vikings had a 113-point improvement in offensive points allowed from 2013 to 2014, the biggest improvement in the NFL in that span.

Zimmer's arrival in Cincinnati for the 2008 season signaled a franchise turnaround on the defensive side of the ball. The Bengals notched top-10 defensive rankings in 2009, '11, '12 and '13 after only cracking the NFL's top 10 once in 18 seasons prior to Zimmer joining the team. During his tenure, Zimmer coached Geno Atkins as he became one of the top DTs in the NFL, earning consensus All-Pro honors in 2012 and Pro Bowl berths in 2011 and 2012. LB Vontaze Burfict continued his rise from an undrafted rookie free agent in 2012 to a Pro Bowler in 2013. Atkins became the 1st Bengals defensive lineman since Tim Krumrie in 1988 to earn a Pro Bowl trip, and Burfict was the 1st Bengals LB to be honored since Jim LeClair in 1976.

Zimmer led top-10 defenses for Dallas in both a 4-3 and 3-4 scheme. The 2003 Cowboys defense ranked #1 in the NFL with only 253.3 yards per game allowed. During Zimmer's tenure in Dallas as DBs coach (1994-99) and defensive coordinator (2000-06) the team ranked in the top 5 of NFL scoring defense a total of 6 times. The 1995 Cowboys hoisted the Lombardi

Trophy in Super Bowl XXX with a win over Pittsburgh, and one of Zimmer's pupils, CB Larry Brown, won the Super Bowl MVP award with a pair of INTs in the game. Brown is 1 of only 3 DBs to earn Super Bowl MVP honors in the history of the game.

Before moving to the NFL ranks, Zimmer spent 15 seasons coaching at the collegiate level. He spent his final 5 seasons in the college ranks as defensive coordinator at Washington State from 1989-93. Zimmer was at Weber State from 1981-88, serving as defensive coordinator from '83-88. He entered the profession at Missouri as an assistant from 1979-80.

Zimmer played QB and later LB at Illinois State, earning a degree in physical education. He has 3 children - son, Adam, and daughters, Corri and Marki. Adam is coaching the Vikings LBs and serves as Co-Defensive Coordinator in 2020 after having spent time with Kansas City, New Orleans and Cincinnati as an assistant LBs and DBs coach. The father and son have each both earned Super Bowl titles with Adam's coming after the 2009 season when the Saints won Super Bowl XLIV over Indianapolis. Coaching is a family tradition with the Zimmer's as Mike's father, Bill, earned Illinois Hall of Fame honors as a prep football and wrestling coach. Zimmer played football, baseball and wrestled at Lockport Township High School in suburban Chicago. Both Bill and Mike Zimmer have been inducted into the Lockport Hall of Fame, and Bill is also in the Bradley University and Illinois High School Hall of Fame.

Vikki Zimmer, Mike's wife of 27 years, passed away in Cincinnati on Oct. 8, 2009. The Pro Football Writers of America recognized Zimmer overcoming the tragedy by voting him the winner of the Halas Award for the season, an annual award presented to the individual in the NFL that overcame the most adversity to succeed. The Zimmer family awards scholarships to deserving students through the Mike Zimmer Foundation, which also hosts an annual football camp for youth and a fundraising golf tournament.

ZIMMER'S BACKGROUND

Player

1974-77.....Illinois State // QB/LB

Coach

1979-80.....Missouri // Assistant

1981-82.....Weber State // DBs

1983-88.....Weber State // Defensive Coordinator

1989-93.....Washington State // Defensive Coordinator

1994-99.....Dallas Cowboys // DBs

2000-06.....Dallas Cowboys // Defensive Coordinator

2007.....Atlanta Falcons // Defensive Coordinator

2008-13.....Cincinnati Bengals // Defensive Coordinator

2014-.....Minnesota Vikings // Head Coach

ZIMMER'S TOP PUPILS

During Mike Zimmer's tenure coaching defense in the NFL, he has consistently helped players reach their potential and exceed expectations.

PRO BOWL DEFENSIVE PLAYERS UNDER ZIMMER

Player, Team, Position

Player, Team, Position	Pro Bowls
Darren Woodson, Dallas, S	1994, '95, '96, '97, '98
Deion Sanders, Dallas, CB	1996, '97, '98, '99
Dexter Coakley, Dallas, LB	2001, '03
La'Roi Glover, Dallas, DT	2002, '03, '04, '05
Roy Williams, Dallas, S	2004, '05, '06
DeMarcus Ware, Dallas, LB	2006
Geno Atkins, Cincinnati, DT	2011, '12
Vontaze Burfict, Cincinnati, LB	2013
Anthony Barr, Minnesota, LB	2015, '16, '17, '18
Everson Griffen, Minnesota, DE	2015, '16, '17, '19
Harrison Smith, Minnesota, S	2015, '16, '17, '18, '19
Xavier Rhodes, Minnesota, CB	2016, '17, '19
Linval Joseph, Minnesota, DT	2016, '17
Danielle Hunter, Minnesota, DE	2018, '19
Eric Kendricks, Minnesota, LB	2019

ZIMMER'S COACHING CAREER, YEAR-BY-YEAR (*- HEAD COACH)

Year	Team	Regular Season			
		W	L	T	
1979.....	Missouri	7	5		Hall of Fame Bowl (W)
1980.....	Missouri	8	4		Liberty Bowl (L)
1981.....	Weber State	7	4		
1982.....	Weber State	4	7		
1983.....	Weber State	6	5		
1984.....	Weber State	5	6		
1985.....	Weber State	6	5		
1986.....	Weber State	3	8		
1987.....	Weber State	10	3		NCAA Division I-AA playoffs - 2nd round
1988.....	Weber State	5	6		
1989.....	Washington State.....	6	5		
1990.....	Washington State.....	3	8		
1991.....	Washington State.....	4	7		
1992.....	Washington State.....	9	3		Copper Bowl (W)
1993.....	Washington State.....	5	6		
1994.....	Dallas	12	4		advanced to NFC Championship Game, NFC East Champions (1-1)
1995.....	Dallas	12	4		Super Bowl XXX Champions, NFC East Champions (3-0)
1996.....	Dallas	10	6		advanced to NFC Divisional Round, NFC East Champions (1-1)
1997.....	Dallas	6	10		
1998.....	Dallas	10	6		advanced to NFC Wild Card Round, NFC East Champions (0-1)
1999.....	Dallas	8	8		advanced to NFC Wild Card Round (0-1)
2000.....	Dallas	5	11		
2001.....	Dallas	5	11		
2002.....	Dallas	5	11		
2003.....	Dallas	10	6		advanced to NFC Wild Card Round (0-1)
2004.....	Dallas	6	10		
2005.....	Dallas	9	7		
2006.....	Dallas	9	7		advanced to NFC Wild Card Round (0-1)
2007.....	Atlanta	4	12		
2008.....	Cincinnati	4	11	1	
2009.....	Cincinnati	10	6		advanced to AFC Wild Card Round, AFC North Champions (0-1)
2010.....	Cincinnati	4	12		
2011.....	Cincinnati	9	7		advanced to AFC Wild Card Round (0-1)
2012.....	Cincinnati	10	6		advanced to AFC Wild Card Round (0-1)
2013.....	Cincinnati	11	5		advanced to AFC Wild Card Round, AFC North Champions (0-1)
2014.....	Minnesota*	7	9		
2015.....	Minnesota*	11	5		advanced to NFC Wild Card Round, NFC North Champions (0-1)
2016.....	Minnesota*	8	8		
2017.....	Minnesota*	13	3		advanced to NFC Championship Game, NFC North Champions (1-1)
2018.....	Minnesota*	8	7	1	
2019.....	Minnesota*	10	6		advanced to NFC Divisional Round (1-1)
2020.....	Minnesota.....	6	8		

GETTING DEFENSIVE

In his tenure as an NFL defensive coordinator and head coach, Mike Zimmer's units have ranked in the NFL's top 10 in yards allowed 9 times and have ranked in the top 10 of points allowed in the NFL 8 times. The Vikings 2017 defense led the league in scoring defense, the 1st time Zimmer has done so in his 24 years in the NFL. Zimmer's Dallas unit in 2003 and his 2017 Minnesota defense had the NFL's #1-ranked defense in yards. In 3 seasons (2011-13), Zimmer's Bengals ranked in the top of yards and points allowed each season as the team advanced to the playoffs 3 straight times. Prior to Zimmer's arrival in Cincinnati in 2008, the Bengals defense had only cracked the NFL's top 10 during 1 season in the previous 18. In 2016 the Vikings were #3 in total defense, the highest rank since leading the NFL in 1993. Zimmer took over in Minnesota as head coach for the 2014 season, the previous year the club ranked #31 in the NFL in yards allowed and have since ranked #14, #13, #3, #1, #4 and #14.

ZIMMER'S TOP 10 NFL DEFENSES (YARDS ALLOWED)

Dallas, 2001	#4
Dallas, 2003	#1
Dallas, 2005	#10
Cincinnati, 2009	#4
Cincinnati, 2011	#7
Cincinnati, 2012	#6
Cincinnati, 2013	#3
Minnesota, 2016	#3
Minnesota, 2017	#1
Minnesota, 2018	#4

ZIMMER'S TOP 10 NFL DEFENSES (POINTS ALLOWED)

Dallas, 2003	#4
Cincinnati, 2009	#8t
Cincinnati, 2011	#9
Cincinnati, 2012	#6
Cincinnati, 2013	#4
Minnesota, 2015	#5
Minnesota, 2016	#5
Minnesota, 2017	#1
Minnesota, 2018	#4
Minnesota, 2019	#5t



GARY KUBIAK

OFFENSIVE COORDINATOR/ASSISTANT HEAD COACH

COACHING EXPERIENCE: 29TH SEASON

NFL EXPERIENCE: 36TH SEASON (9 PLAYING, 27 COACHING)

VIKINGS EXPERIENCE: 2ND SEASON

Gary Kubiak will enter his 2nd season with the Vikings in 2020 as the Offensive Coordinator/Assistant Head Coach after holding the role of Assistant Head Coach/Offensive Advisor in 2019. Kubiak brings 29 years of coaching experience to the Vikings staff, including 10 as an NFL head coach. Appearing in 9 conference championship games and 7 Super Bowls as a player or coach, Kubiak has been part of 4 World Championship staffs during his career, most recently as the Head Coach of the Denver Broncos in Super Bowl 50.

Kubiak helped the 2019 Vikings offense renew an emphasis on the running game. As a team, the Vikings climbed from 30th in the NFL in rushing offense to 6th from 2018 to 2019. Led by running back Dalvin Cook, who earned his first Pro Bowl berth, rushed for his first 1,000-yard season on the ground after a career-best 615 rushing yards and 40 receptions in 2018, nearly doubling his best rushing yardage and improving to 53 receptions in 2019.

In the 2019 regular season, Minnesota posted a 3,000-yard passer (3,602 by Kirk Cousins), 1,000-yard rusher (1,135 by Dalvin Cook) and a 1,000-yard receiver (1,130 by Stefon Diggs). The Vikings offense recorded 45 touchdowns, the highest total since 2009. Kubiak helped Kirk Cousins to the best season of his career in 2019 with a 107.4 passer rating, 26-6 TD-INT ratio and guided the club to a 10-5 mark in the regular season as the starter, the most wins as a starter of his career. Cousins' 107.4 passer rating is the 2nd-best in a season in Vikings history and his mark of 103.0 for the combined 2018-19 seasons is the best by a Vikings QB for a career. Cousins went from being sacked 40 times in 2018 to 28 in 2019, the 8th-fewest in the NFL for QBs with 400+ attempts. Cousins had 10 games on the season when he was sacked 0 or 1 time and 10 games when he did not throw an INT. With only a career-low 6 INTs on the season, Cousins tied for the 5th-lowest in the NFL in 2019.

Before leading Denver to a Super Bowl victory in his initial season as head coach in 2015, Kubiak served as the offensive coordinator for the back-to-back Super Bowl-champion Broncos in 1997-98 and as the QBs coach for the 49ers' Super Bowl winning team in 1994.

The Broncos' 24-10 win over Carolina in Super Bowl 50 made Kubiak just the 4th head coach in NFL history to win a World Championship in his 1st year as head coach of a team. After appearing in 3 Super Bowls for Denver in the late 1980s as a player, Kubiak also became the 1st individual to win a Super Bowl as the Head Coach and as a player for the same team.

Over the course of his 26 years coaching in the NFL, Kubiak's offensive acumen has helped 38 players to a combined 72 Pro Bowl selections, including Pro Football Hall of Famers John Elway, Shannon Sharpe, Terrell Davis, Gary Zimmerman and Steve Young.

In his 10 seasons as a head coach - 8 with Houston (2006-13) and 2 with Denver (2015-16) - Kubiak compiled a 82-75 (.522) regular-season record and a 5-2 (.714) postseason mark. His 319 combined wins as an NFL player (81), assistant coach (151) and head coach (87) rank 2nd among active head coaches when he retired from coaching following the 2016 season.

In 2015, Denver's 1st season with Kubiak at the helm, the Broncos finished the regular season with a 12-4 record, capturing a 5th consecutive AFC West Division title and the conference's No. 1 seed. Kubiak navigated the Broncos through

a difficult schedule, leading Denver to wins in an NFL-record 11 games that were decided by 7 points or less, including 3 comeback wins of 14+ points against playoff teams—the most in a single season in NFL history.

Despite a midseason injury to future Hall of Famer Peyton Manning, the Broncos' offense continued its winning formula under Kubiak. Denver went 5-2 in QB Brock Osweiler's 1st 7 career starts before Manning returned in Week 17 to lead the Broncos' Super Bowl run.

Following Manning's retirement after the 2015 season, Kubiak guided Denver to a 9-7 record behind 1st-year starting QB Trevor Siemian, a 7th-round draft pick (#250) in the 2015 NFL Draft. In 14 games Siemian went 289-for-486 for 3,401 yards, 18 TDs and 10 INTs.

Before returning to Denver as its head coach, Kubiak spent the 2014 season as Baltimore's offensive coordinator, where he oversaw one of the NFL's most improved and explosive units, helping the Ravens advance to the AFC Divisional Playoffs. His offense posted the 3rd-largest overall yardage improvement (+57.5 ypg) in the NFL from the previous season and recorded nearly 50 percent more explosive plays (74 plays of 20+yards) from the year before he arrived.

Kubiak spent 2006-13 as the Texans' Head Coach, leading the franchise to a 61-64 (.488) regular-season record and a 2-2 (.500) mark in the playoffs. In 2011 he led the Texans to a 10-6 record and the franchise's 1st AFC South Division title, postseason berth and playoff win.

Kubiak followed that up with a 12-4 record in 2012—the most victories ever by a Texans squad—as the team featured an AFC-best 9 Pro Bowl selections and won its 2nd consecutive division crown and AFC Wild Card Playoff Game.

Inheriting the NFL's 30th-ranked offense when he arrived in Houston in 2006, Kubiak led the unit to a Top-7 NFL finish in 4 of his 8 seasons as head coach. The Texans ranked 2nd in the league in total offense (383.9 ypg) during a 3-year stretch from 2008-10 when the club featured the NFL's leading receiver (WR Andre Johnson, 2008, '09), passer (QB Matt Schaub, 2009) and rusher (RB Arian Foster, 2010).



KUBIAK'S CONTRIBUTIONS

Since Gary Kubiak joined the Vikings coaching staff in 2019, the team has stressed a balanced attack and taken advantage of the skills of the offensive talent. Individually in 2019, QB Kirk Cousins and RB Dalvin Cook each enjoyed career years, Pro Bowl berths and making their marks in the Vikings record book en route to a berth in the NFC Divisional Round playoffs.

VIKINGS RUSHING TOUCHDOWNS IN A SEASON

<i>Player, Season</i>	<i>Rushing Touchdowns</i>
Adrian Peterson, 2009	18
Dalvin Cook, 2019	13
Terry Allen, 1992	13
Chuck Foreman, 1976	13
Chuck Foreman, 1975	13

2019 NFL RUSHES OF 20+ YARDS

<i>Team</i>	<i>20+ runs</i>
Baltimore	23
San Francisco	16
Arizona	16
Minnesota	15

Before his time in Houston, Kubiak spent 11 years (1995-2005) as the Broncos' offensive coordinator under Mike Shanahan, helping Denver lead the NFL in scoring (24.8 ppg) and total yards (360.3 ypg) during that span. In addition to his offensive coordinator duties, Kubiak also coached QBs for his first 8 seasons (1995-02) in Denver, including a 4-year period from 1995-98 in which Elway ranked 2nd in the NFL in TD passes (101) and 4th in passing yards (13,739).

Denver's offense featured the league's most potent rushing attack during Kubiak's 11 seasons, averaging 141.5 yards per game. Among the Broncos' NFL-best 5 individual 1,000-yard rushers in that period was Terrell Davis, who in 1998 became the 4th player in NFL history to rush for 2,000 yards (2,008) en route to earning Associated Press NFL MVP honors.

An instrumental part of Denver's Super Bowl championship teams in 1997 and '98, Kubiak helped guide a dynamic Broncos offense led by All-Pro Elway (QB), Davis (RB), Sharpe (TE), Zimmerman (T) and Rod Smith (WR). Davis was named MVP of Super Bowl XXXII in 1997 and Elway received Super Bowl XXXIII MVP honors in 1998 after his final NFL game.

Following the retirement of Elway, Kubiak's offense continued its production behind starting QBs Brian Griese (1999-2002) and Jake Plummer (2003-05). Griese was named to the Pro Bowl in 2000, and Plummer turned in the franchise's 1st 4,000-yard passing season in 2004 before leading Denver to a 13-3 record and an appearance in the AFC Championship Game in 2005.

Smith and fellow WR Ed McCaffrey combined for 11 of the Broncos' 15 seasons of 1,000-yard receiving production from 1995-2005 to represent the most prolific receiving duo in franchise history. Pro Bowl running back Clinton Portis joined Davis and other previously unheralded runners Olandis Gary, Mike Anderson and Reuben Droughns as 1,000-yard rushers in Kubiak's offense.

Kubiak's 1st NFL job came with San Francisco, where he coached QBs for the Super Bowl-champion 49ers during the 1994 season under head coach George Seifert and offensive coordinator Mike Shanahan. San Francisco led the NFL with a club-record 505 points (31.6 ppg) during Kubiak's year in the Bay Area as Steve Young received Most Valuable Player recognition from the Associated Press and earned Super Bowl XXIX MVP honors.

Selected out of Texas A&M by the Broncos in the 8th round (197th overall) of the 1983 NFL Draft, Kubiak appeared in 119 regular-season games during his 9-year playing career in Denver. He finished his Broncos career completing 173-of-298 passes (58.1%) for 1,920 yards with 14 TDs and 16 INTs and was part of Denver's 5 division titles, 4 AFC Championship

PASSING GRADE

Kirk Cousins enjoyed his best season in the NFL in 2019, leading the club to a road playoff win for the first time since 2004 and posting career-highs in several passing categories. The offense produced a 1,000-yard rusher and receiving and 3,000-yard passer while Cousins notched a 26-6 TD-INT ratio on the year and was only sacked 28 times, down from 40 sacks in 2018.

NFL'S ALL-TIME BEST PASSER RATINGS IN A MONTH

<i>Player, Season, Month</i>	<i>Rating</i>
Peyton Manning, 2013, September	138.0
Kirk Cousins, 2019, October	137.1

VIKINGS PASSER RATING IN A SEASON

<i>Player, Season</i>	<i>Rating</i>
Daunte Culpepper, 2004	110.9
Kirk Cousins, 2019	107.4

COUSINS HIGHEST CAREER PASSER RATINGS

<i>Season, Team</i>	<i>Rating</i>
Minnesota, 2019	107.4
Washington, 2015	101.6

appearances and 3 Super Bowl berths from 1983-91.

After retiring from the NFL following the 1991 season, Kubiak coached running backs at his alma mater, Texas A&M, from 1992-93. During his 2 seasons in College Station, the Aggies posted a 22-3 record and played in back-to-back Cotton Bowls. Kubiak's star pupil at Texas A&M, Greg Hill, was a 1st-round pick by Kansas City in 1994.

As a QB at Texas A&M, Kubiak earned All-Southwest Conference honors as a senior in 1982 and was invited to play in the Blue-Gray and Hula Bowl all-star games. He set conference records for single-game touchdown passes (6 vs. Rice) and completion percentage (90.5% / 19-for-21 vs. Arkansas) during his junior season. Kubiak earned his degree from Texas A&M in physical education.

At St. Pius X High School in his native Houston, Kubiak was an all-state, all-district and All-America selection after setting the state career passing record with 6,190 yards. He lettered 4 years in football, basketball and baseball and received all-state honors in all 3 sports as a junior and senior. Kubiak also was a 2-time all-state performer in track and was recognized for his outstanding prep accomplishments with induction into the prestigious Texas High School Sports Hall of Fame in March 1999.

Born in Houston on Aug. 15, 1961, Kubiak and his wife, Rhonda, have 3 sons: Klint, who coaches QBs for the Vikings; Klay, who works as the head coach for the Strake Jesuit Prep school in Houston, TX; and Klein, an area scout for Dallas.

KUBIAK'S BACKGROUND

Playing

1979-82	Texas A&M // Quarterback
1983-91	Denver Broncos // Quarterback

Coaching

1992-93	Texas A&M // Running Backs
1994	San Francisco 49ers // Quarterbacks
1995-2002	Denver Broncos // Offensive Coord. / QBs
2003-05	Denver Broncos // Offensive Coordinator
2006-13	Houston Texans // Head Coach
2014	Baltimore Ravens // Offensive Coordinator
2015-16	Denver Broncos // Head Coach
2017-18	Denver Broncos // Senior Personnel Advisor
2019	Minnesota Vikings // Asst. Head Coach/Off. Advisor
2020-	Minnesota Vikings // Offensive Coord./Asst. Head Coach



CO-DEFENSIVE COORDINATOR/DEFENSIVE LINE

ANDRE PATTERSON

Andre Patterson returns to help oversee Minnesota's defense as Co-Defensive Coordinator and will continue to lead the Vikings defensive line in 2020, his 9th season overall with the club. Patterson brings 38 years of coaching experience, 17 in the NFL, to the position. He reunited in Minnesota with Head Coach Mike Zimmer, as they worked together in Dallas from 2000-2002 with the Cowboys defense and at Weber State in 1988.

Patterson earlier worked for the Vikings as the defensive line coach in 1998-99. He has coached at each level, working as a high school head coach, 15 years as a college head coach and assistant and 16 seasons as an NFL coach.

With Patterson at the helm of the defensive line for the last 6 seasons, the Vikings rank 3rd in the NFL in sacks (260), rushing TDs allowed (123) and yards per game (321.8). In 2019, the Vikings posted 30 defensive takeaways, the 3rd-best mark in the league. Of those takeaways, the 17 INTs rank 3rd in the NFL and the 14 FRs rank 5th.

Entering his 6th year in the league, Danielle Hunter has been a pivotal piece of the defensive line Patterson has developed. Hunter, who tied for fourth in the NFL in sacks with 14.5, has earned his second consecutive Pro Bowl nod. With 48.5 sacks, Hunter has the third-most sacks in the NFL since the start of the 2016 season. He recorded 48.0 sacks prior to turning 25 years of age, an NFL record since sacks became an official stat in 1982, and became the youngest player (25 years and 40 days) to eclipse 50.0 career sacks, doing so in the Week 14 matchup against Detroit. The LSU product ranks in the top five in total tackles (2nd, 70), sacks (2nd, 14.5), sack yards (1st, 113.5) TFLs (tied for 3rd, 14) and QBHs (tied for 4th, 21) among DES.

Veteran defensive end Everson Griffen was named to the Pro Bowl for the first time since making three consecutive appearances following the 2015-2017 seasons. Patterson helped Griffen finish the season with 8.0 sacks and 11 TFL, 2nd on the team in both categories, while his 24 quarterback hits this season tied for 8th-most in the NFL. The Avondale, Arizona, native ranks ninth in the NFL with 57.0 sacks since the

beginning of the 2014 season and is 7th in Vikings history with 74.5 career sacks.

Patterson has assisted in the growth of young defensive lineman Stephen Weatherly, Ifeadi Odenigbo and Jaleel Johnson, who saw prominent playing time throughout the line rotations. The trio combined to contribute 76 total tackles (46 solo), 13.5 sacks for 105.5 sack yards, 17 tackles for loss, 27 quarterback hits, two forced fumbles, two fumble recoveries and a defensive touchdown. Odenigbo took a Chargers fumble 56 yards for a score at Los Angeles (12/15/19), the fifth-longest by a defensive lineman in team history.

The 2018 Vikings ranked #4 in NFL total defense and #4 in scoring defense, the 3rd straight season finishing in the top 5 of both categories. The team led the NFL in 3rd-down defense for the 2nd straight season, limiting teams to 30.5% conversions on 3rd down. The Vikings talented defensive line played a key part in the performance. The unit was led by Hunter, whose 14.5 sacks was a team-high and he earned his 1st career Pro Bowl berth and was named 2nd-Team AP All-Pro. Hunter's breakout season spurred a defense that recorded 50 sacks, the most under Zimmer and tied for the 3rd-most in team history. The defense set a franchise record with 10 sacks vs. Detroit (11/4) and followed up later in the season with 9 sacks against Miami (12/16).

The 2017 Vikings finished the season with the #1 scoring and total defense, allowing just 15.8 points per game and 275.9 yards per game. Griffen (3rd honor) and DT Linval Joseph (2nd honor) both earned Pro Bowl nods, while Griffen also received his 1st career All-Pro selection (2nd team). Griffen began the year with a streak of 8 straight games with a sack, tied for the longest streak to start a season in NFL history. He finished with 13.0 sacks, a career-high, and tied for 4th most in the NFL. The Vikings d-line was especially stout in the run game, surrendering just 20 runs of 10+ yards, the fewest in the NFL in 2017 and tied with the 1995 San Francisco 49ers for the fewest in the NFL since 1991. The defense held foes to a 25.2 percent 3rd down conversion rate, best in the NFL since 1991.

DEFENSIVE TURNAROUND

Andre Patterson's long coaching history with Mike Zimmer has helped the duo re-invent the Vikings defense under their direction. Over the past 5 seasons, the Vikings have ranked among the NFL leaders in several key defensive categories and the squad has posted impressive individual performances and honors.

2015-2019 OPPONENT YARDS PER GAME

Team	Opponent Yards/Game
Baltimore.....	315.6
Minnesota.....	317.3
Denver.....	318.3

2015-2019 OPPONENT OFFENSIVE POINTS/GAME

Team	Opponent Offensive Points/Game
New England.....	16.6
Minnesota.....	18.0

2015-2019 OPPONENT THIRD DOWN CONVERSIONS

Team	1st Down %
Minnesota.....	33.7
New England.....	35.3
Denver.....	35.8

STAR PERFORMANCES

The Vikings defensive line has featured record-setting individual performances with Andre Patterson coaching the unit. His ability to help players reach their potential has been his calling card throughout his coaching career. His mentoring relationships with his players have helped them earn their spots on multiple All-Pro and Pro Bowl rosters.

2018-19 NFL SACKS - TEAMS

Team	Sacks
Pittsburgh.....	106
New Orleans.....	100
Minnesota.....	98

2018-19 NFL SACKS - PLAYERS

Player	Sacks
Aaron Donald.....	33.0
Chandler Jones.....	32.0
Danielle Hunter.....	29.0

NFL SACKS PRIOR TO TURNING 25 YEARS OLD (SINCE 1982)

Player	Sacks
Danielle Hunter.....	48.0
Robert Quinn.....	45.0

The Vikings defense ascended to #3 in the NFL in 2016, powered by strong and consistent play along the line. The Vikings ranked tied for 4th in the NFL with 41 team sacks, 34 coming from the defensive line, the 2nd-most as a unit in the NFL. The d-line was represented at the Pro Bowl by Griffen (2nd honor) and Joseph made his 1st appearance. Joseph notched 100 tackles on the season and 2nd-year player Danielle Hunter led the club with 12.5 sacks putting him in a tie for 3rd in the NFL.

The 2015 defensive line showcased talented veterans along with ascending youth. Griffen led the team with 10.5 sacks (4th in NFC), earning his 1st career Pro Bowl. Spelling Griffen and veteran DE Brian Robison (5.0 sacks) was Hunter, the youngest player in the NFL. Hunter, a 3rd-round selection out of LSU, ranked 2nd in the NFL for sacks by a rookie with 6.0. Hunter was named to the All-Rookie team by the PFWA. The defense ranked 5th in the NFL, only allowing 19.3 points per game.

Patterson's front 4 featured 3 new starters in 2014 with Griffen, Floyd and Joseph joining Robison and appearing in a combined 62 out of 64 games as a unit. Griffen had a career year in his 1st season starting and led the team with 12.0 sacks and 21.0 TFLs. Griffen's 12.0 sacks ranked 2nd in the NFC and 4th in the NFL for DEs. As a defensive unit, the Vikings allowed 113 fewer points, the biggest improvement in the NFL in 2014.

Patterson served as the assistant head coach/DL coach in 2013 with Florida International University. From 2010-2012, Patterson served as the defensive coordinator at UTEP. Patterson's most successful season at UTEP came in 2011 when the Miners recorded 10 more sacks than the previous year in 1 fewer game. Patterson was the assistant head coach/DL coach from 2008-2009 at UNLV. Patterson's highlight win with the Rebels came in 2008 when topping the #15th-ranked Arizona State Sun Devils 23-20.

From 1997-2006, Patterson worked in the NFL mainly as a DL coach. He joined Mike Shanahan's Broncos staff for the 2005 and 2006 seasons. Patterson was a part of the 13-3 Broncos team in 2005 that reached the AFC Championship game. The defense created 36 turnovers, 5th-most in the league, and their +20 turnover differential was 2nd-best in the NFL.

In 2003 and 2004, Patterson was the Cleveland Browns DL coach under Head Coach Butch Davis. The Browns defense finished 12th overall in points allowed in 2003.

From 2000-2002, Patterson was the Cowboys DTs coach. From the 2000-01 seasons, Dallas' run defense improved from 32nd in the NFL to 13th. The defense allowed 57.9 fewer rushing yards per game in 2001. The Mike Zimmer-led defense finished the 2001 season ranked 4th in yards allowed with 2874. In

2002, Patterson's unit added La'Roi Glover and Patterson helped send him to his 3rd consecutive Pro Bowl.

Patterson's 1st stint in Minnesota was for the 1998-99 seasons. Patterson coached the DL during the Vikings 15-1 season in 1998 when they lost to Atlanta in the NFC Championship. The offense garnered all of the headlines, but the defense finished the season ranked 6th overall in points allowed and 11th against the run. DT John Randle earned Pro Bowl honors in 1998 under Patterson.

Starting his NFL career in 1997, Patterson joined Pete Carroll and the New England Patriots as a defensive assistant. The Patriots won the AFC East in his only season with the club. The defense allowed 289 points during the season, tied for 8th best in the NFL. The Patriots allowed the 5th-fewest rushing yards per game with 101.0 as their average.

His 1st and only collegiate stint as a head coach came at Cal Poly-San Luis Obispo from 1994-96. Patterson led his team to a League title in 1994 and was named American West Conference Coach of the Year. The 1994 season was Cal Poly's 1st season jumping to Division 1-AA. Patterson was 17-16 in his 3-year tenure at Cal Poly.

From 1992-93, Patterson was the DL coach for Washington State under Head Coach Mike Price. The Cougars went 9-3 during the 1992 season and won the Copper Bowl 31-28 versus Utah. They finished ranked #15 in the country.

Patterson made a 2-year stop in the Ivy League when serving as the DL coach at Cornell from 1990-91. The 1990 Cornell team won the Ivy League Championship.

Patterson served as the defensive coordinator at Western Washington in 1989. The year before, he coached the defensive line at Weber State for the 1988 season serving under then-Defensive Coordinator Mike Zimmer. Patterson was the Head Coach as St. Monica High School in California in 1987. From 1983-86 he was the defensive coordinator at Renton High School in Washington. Patterson began his coaching career as a graduate assistant at his alma mater, Montana, in 1982.

A native of Richmond, CA, Patterson and his wife, Donna, reside in suburban Minneapolis. Their son, Andre, Jr. coaches with the Vikings and daughter, Ashmera, is a student-athlete in track and field at University of Wisconsin-Stout.

Patterson earned his bachelor's degree in Secondary Education from Montana in 1983. He played collegiately as an offensive lineman at Contra Costa College and Montana before suffering a career-ending knee injury. In 2020, Patterson was inducted into the JFK High School Hall of Fame in his hometown of Richmond, CA.

PATTERSON'S BACKGROUND

Player

1980..... Contra Costa College // OL

1981..... Montana // OL

Coach

1982..... Montana // Graduate Assistant

1983-86..... Renton (WA) High // Defensive Coordinator

1987..... St. Monica High // Head Coach

1988..... Weber State // Defensive Line

1989..... Western Washington // Defensive Coordinator

1990-91..... Cornell // Defensive Line

1992-93..... Washington State // Defensive Line

1994-96..... Cal Poly-SLO // Head Coach

1997..... New England // Defensive Assistant

1998-99..... Minnesota Vikings // Defensive Line

2000-02..... Dallas Cowboys // Defensive Line

2003-04..... Cleveland Browns // Defensive Line

2005-06..... Denver Broncos // Defensive Line

2008-09..... Nevada-Las Vegas // Assistant Head Coach/DL

2010-12..... Texas-El Paso // Defensive Line

2013..... Florida International // Asst. Head Coach/DL

2014-19..... Minnesota Vikings // Defensive Line

2020-..... Minnesota Vikings // Co-Defensive Coord./DL





ADAM ZIMMER

CO-DEFENSIVE COORDINATOR/LINEBACKERS

COACHING EXPERIENCE: 15TH SEASON

NFL EXPERIENCE: 15TH SEASON

VIKINGS EXPERIENCE: 7TH SEASON

Adam Zimmer begins his 7th season with the Vikings in 2020 and his 1st as a Co-Defensive Coordinator. Zimmer served as Minnesota's linebackers coach from 2014-19, helping lead the development of Pro Bowl linebackers Anthony Barr and Eric Kendricks. In Zimmer's six seasons with the Vikings, the defense ranks in the top of the NFL in third down conversion rate (2st, 36.1%), offensive points allowed (2nd, 181), opponent yards per game (3rd, 321.8) and sacks (3rd, 260).

In 2019, Kendricks was named AP First Team All-Pro and was named to his first career Pro Bowl after leading the team in tackles for the fifth straight season, tallying 110 total tackles (70 solo) this season. Kendricks recorded a career-high 12 passes defended on the season, tied for the top mark among NFL linebackers in 2019, and also posted two forced fumbles, two fumble recoveries and four tackles for loss. Zimmer also aided in the growth of third-year undrafted linebacker Eric Wilson. The Cincinnati product emerged this season starting six games and recorded 57 total tackles (30 solo), 3.0 sacks and six tackles for loss, all career highs.

Following the 2018 season, Zimmer was tabbed as the head coach of the West team for the annual East-West Shrine Game.

The 2018 Vikings ranked in the NFL's top 5 in total defense (#4) and scoring defense (#4) for the 3rd straight season. The defense led the NFL in 3rd down defense, allowing only 30.5% conversions to opponents and posted 50 sacks on the season, tied for the 3rd-best mark in team history. LBs Eric Kendricks and Anthony Barr again led the unit. Kendricks led the team in tackles for the 4th straight season and Barr earned his 4th career Pro Bowl berth.

The 2017 Vikings 13-3 regular-season record was the 2nd best in the history of the franchise (15-1, 1998). Minnesota won the NFC North and advanced to the NFC title game.

The 2017 Vikings defense led the NFL in yards per game allowed (275.9) for the 1st time since 1993 and also led the league allowing 15.8 points per game in the regular season. The

Vikings defense limited opponents to 83.6 rushing yards per game (2nd in the NFL) and 3.6 yards per rush (5th in the NFL). Minnesota held opponents to 192.4 passing yards per game, 2nd in the NFL, making them the only defense in the NFL to rank in the top 3 in both rushing yards per game and passing yards per game.

Zimmer's UCLA duo, Kendricks and Barr led the team in tackles, having 136 and 98 (tied for 2nd), respectively. Kendricks finished the regular season setting career high with 87 solo tackles, 49 assisted tackles and 13 quarterback hurries. Kendricks had the lone defensive touchdown of the season vs. Cincinnati (12/17/17) returning an interception 31 yards for a score. He is tied for 2nd for most career interception return touchdowns (2) in team history by a linebacker, trailing only Rip Hawkins (3).

Barr was selected to Pro Bowl following the 2017 season, earning the honor for the 3rd consecutive year. He finished the regular season with 67 solo tackles, 31 assisted tackles, 9 tackles for loss, 1.0 sack, 14 quarterback hurries and 6 passes defended. Barr tallied his 2nd career interception, and first in the playoffs, in the Vikings Divisional Round victory over New Orleans (1/14/18).

The Vikings defense in 2016 ranked #3 in total defense and #5 in scoring defense. Barr was named to his 2nd Pro Bowl following the season. The Vikings defense scored 4 TDs and a safety with Kendricks taking home NFC Defensive Player of the Week honors for him season-opening game at Tennessee (9/11) when he had a 77-yard INT return TD.

The 2015 Vikings won the NFC North highlighted by a stingy defense that jumped to #5 in the NFL in points allowed at 18.9 after ranking #11 in 2014. Barr elevated his game and was the 1st Vikings LB to become a Pro Bowler since 2012 when Chad Greenway did it. Vikings 2nd-round pick, Kendricks, became the 2nd rookie in franchise history to lead the team in tackles (105 total tackles), a feat last accomplished by Rip Hawkins in 1961.



Not to be outdone by his younger counterparts, Greenway snared a Philip Rivers pass in the Vikings 31-14 win over the Chargers and returned the INT 91 yards to pay dirt. The 91-yard return was the 5th-longest INT return in team history and the 6th-longest INT return by a LB in NFL history.

During his initial season with the Vikings, Zimmer helped Barr, who was the 9th-overall selection in the 2014 NFL Draft, splash onto the scene, leading the Vikings in tackles through the first 12 games before he was shut down for the season due to injury. Barr, who is relatively new to the position, having played FB for 2 years in college before switching to LB and immediately contributed, starting every game he played in recording 99 tackles, 4.0 sacks, 2 forced fumbles and 3 passes defended. Barr's 99 tackles ranks as the 5th-most in team history among rookies. The UCLA product was named NFC Defensive Player of the Week in Week 8 after recording 8 tackles, 1.0 sack, 1 pass defended and stripping, recovering and returning a fumble 27 yards on the first play of OT for a game-winning TD at Tampa Bay (10/26/14).

In his 1st season as an NFL position coach, Zimmer saw contributions from across the board. Greenway totaled 115 tackles while Brinkley corralled 85. LB Gerald Hodges scored the fastest defensive TD in team history by intercepting the Jets and returned the ball 27 yards for a TD 12 seconds into the game.

Before joining the Vikings, Zimmer spent the 2013 season with the Bengals and has previously worked with New Orleans (2006-09) and Kansas City (2010-12).

In his lone season with the Bengals, Zimmer, who served as the assistant DBs Coach, helped lead one of the top secondaries in the NFL. The Bengals allowed the 4th-fewest passing yards. There were 7 different Bengals DBs who recorded an interception, and the group finished with 14 total. The Bengals tied for 5th in the NFL with 20 INTs during the 2013 season.

Prior to joining the Bengals, Zimmer served as defensive assistant/assistant LBs coach for the Chiefs for 3 seasons. In

2012, his final season in Kansas City, Zimmer coached Tamba Hali, Justin Houston and Derrick Johnson to the Pro Bowl. It marked the 1st time in Chiefs history that 3 LBs were named to the Pro Bowl in the same season. Hali and Johnson both earned Pro Bowl honors in 2011.

In Zimmer's 1st season with Kansas City, the Chiefs won the AFC West title with a 10-6 record. Hali had one of the best seasons by a LB in Chiefs history, finishing with the 2nd-most sacks by a LB in franchise history (14.5).

Zimmer spent 4 seasons with the New Orleans Saints and added duties as the assistant LBs coach in 2009. During their championship season in 2009 Jonathan Vilma earned Pro Bowl honors.

The Saints won the NFC South and advanced to the NFC Championship Game against Chicago in 2006, Zimmer's 1st season in the NFL. The 2006 season saw the Saints improve in both yards allowed and points allowed, going from 27th to 13th in the NFL in scoring defense.

Zimmer was a safety for Trinity University in San Antonio, TX, from 2002-05 and graduated in 2006. Zimmer is the son of Vikings Head Coach Mike Zimmer, and 2020 marks the 8th season the father and son have worked together. Adam (1/13/84) was born in Ogden, UT while his father served as an assistant coach at Weber State University.

ZIMMER'S BACKGROUND

Player

2002-05 Trinity University (TX) // DB

Coach

2006-08 New Orleans Saints // Defensive Assistant
2009 New Orleans Saints // Assistant Linebackers
2010-12 Kansas City Chiefs // Assistant Linebackers
2013 Cincinnati Bengals // Assistant Defensive Backs
2014-19 Minnesota Vikings // Linebackers
2020- Minnesota Vikings // Co-Defensive Coordinator/LBs



MARWAN MAALOUF

SPECIAL TEAMS COORDINATOR

COACHING EXPERIENCE: 21ST SEASON

NFL EXPERIENCE: 16TH SEASON

VIKINGS EXPERIENCE: 2ND SEASON

Marwan Maalouf (mar-won mah-LOOF) enters his 2nd season as the Vikings Special Teams Coordinator in 2020 and his 16th season of NFL coaching. Throughout his time in the NFL, Maalouf has been a part of 7 playoff appearances and one division title.

His 1st season in Minnesota saw K Dan Bailey receive NFC Special Teams Player of the Week honors three times while becoming the 6th-most accurate FG kicker in NFL history, converting 87.3% of his career FGs. Bailey finished the season with 22 consecutive FGs made. Under Maalouf's direction, P Britton Colquitt also tallied the 6th-best net punting average (41.8) in the league and finished the regular season as the only NFL punter (4th since 1991) to not record a touchback. The KOR team ranked 6th in the NFL by averaging drive starts at the 25.6 yard line while Bailey broke the Vikings record with 66 touchbacks on kickoffs, 76.7% of the club's kickoffs. The Vikings punt rush unit got hot hands on a pair of opponent punts and Eric Wilson blocked 1 in the season opener vs. Atlanta.

Prior to joining the Vikings, Maalouf served as an assistant special teams coach for Miami from 2013-2018. In each of Maalouf's 6 seasons in Miami, the Dolphins ranked in the top half of Rick Gosselin's annual NFL special teams rankings, including a 4th-place ranking in 2018. During that span Miami consistently ranked among the league's best in numerous special teams categories, including punts blocked (8, 1st in NFL), opponent FG % (77.1%, 1st in NFL), opponent net punting (38.6 yards, 2nd in NFL), punts inside the 20 (181, 5th in NFL) and FGs blocked (6, 4th in NFL).

In 2018 Maalouf helped rookie K Jason Sanders convert 18-of-20 FG tries, establishing a new Dolphins record for highest FG percentage by a rookie (90.0%). P Matt Haack dropped 35 punts inside the 20-yard line, also a team record.

In 2017, the Dolphins were tied for 3rd in the NFL with 3 blocked kicks – 2 FGs and 1 punt. K Cody Parkey tied the team record for highest FG%, converting 21-of-23 opportunities (91.3%) and earning AFC Player of the Week honors after he made the longest game-winning kick (54 yards) in team history in the season opener at the L.A. Chargers (9/17). Parkey also

successfully converted 4 onside kicks, the most in the NFL since began recording the stat back to 1997. The KO coverage unit was the best in the NFL, with opponents' average starting field position following a kickoff at the 23-yard line.

Gosselin ranked the Dolphins special teams unit 7th in the NFL in 2016. WR Jakeem Grant and RB Kenyan Drake became the 1st Dolphins rookie tandem to return a punt and a kickoff for a TD in the same season since 1981. It was just the 4th time in the NFL since the merger in 1970 that different rookies on the same team took back a punt and a kickoff in the same year. Miami also ranked in the top 10 in opponents' starting field position after a kickoff (10th/24.4), own starting field position after a kickoff (8th/25.3), and opponents' net punting average (3rd/37.4 net) and tied for the NFL lead with 4 blocked kicks.

In 2015, Maalouf helped the Dolphins rank 15th despite having a rookie punter and kicker. WR/PR Jarvis Landry opened the season with a 69-yard PR TD in the Week 1 win at Washington, earning himself AFC Special Teams Player of the Week honors. Rookie P Matt Darr averaged 47.6 yards per punt, the 4th-best single-season mark in team history and finished 3rd in the NFL in the statistic. Rookie K Andrew Franks successfully converted 13-of-16 FG attempts and the Dolphins ranked 1st in the NFL in FG percentage against.

Maalouf assisted with a unit that set a franchise record with 3 blocked punts in a season in 2014. They also added 2 blocked FGs, giving Miami 5 blocked kicks on the year, the most since the team blocked 7 in 1977. Landry, a rookie, won AFC Special Teams Player of the Month for October when he returned 5 KO's for 178 yards (35.6), with a long of 54 yards. Landry finished the season with a 28.1 KOR average, the 4th-best in the NFL.

Miami's 2013 special teams unit ranked in the top 8 in the NFL based on Gosselin's Special Teams rankings and was highlighted by the play of P Brandon Fields, who earned his 1st Pro Bowl berth. Fields ranked 2nd in the NFL in gross punt average (48.8), 2nd in net average (42.4, which is the 8th best in NFL history), tied for 3rd with 33 punts inside the 20 recorded the 3rd-longest punt (74 yards) during the season.

Maalouf spent the 2012 season as special teams coordinator

SPECIALISTS DELIVER

In Maalouf's 1st season with Minnesota in 2019, K Dan Bailey had a resurgent campaign that ranks among the franchise's best in several categories and P Britton Colquitt had a record-setting season in net average and touchbacks.

VIKINGS SEASON FIELD GOAL PERCENTAGE

Player, Season	FG % (FGM/FGA)
Gary Anderson, 1998.....	100.0 (35/35)
Gary Anderson, 2000.....	95.7 (22/23)
Ryan Longwell, 2010.....	94.4 (17/18)
Dan Bailey, 2019.....	93.1 (27/29)

VIKINGS SEASON KICKOFF TOUCHBACK PERCENTAGE

Player, Season	TB %
Dan Bailey, 2019.....	76.7
Blair Walsh, 2014.....	64.0
Blair Walsh, 2012.....	61.6

VIKINGS SEASON NET PUNTING AVERAGE

Player, Season	Net
Britton Colquitt, 2019.....	42.6
Bobby Walden, 1964.....	41.8



with the Indianapolis Colts. Under his direction, the Colts special teams significantly improved in 2012, aided in part by returning a punt and a kickoff for a TD in the same season for the just the 6th time in franchise history and 1st time since 2001. The KOR unit recorded its 1st TD since 2009. The Colts also posted an 11.1-yard average per punt return which ranked as the 4th-highest PR average in franchise history. P Pat McAfee was among the elite kickoff specialists and punters in the NFL, finishing 3rd in the AFC and 5th in the NFL in punting average (47.9). McAfee, who also kicked off, finished 4th in the AFC and 8th in the NFL with 43 TBs. McAfee made his mark in the Colts history books as his 2012 season set franchise single-season records for KO touchbacks (43), punting avg. (47.9), net punting avg. (40.3), 50.0-yard average games (5) and tied the franchise record for punts inside the 20 (26). Rounding out Maalouf's unit in 2012 was K Adam Vinatieri.

Prior to joining the Colts, Maalouf spent 4 seasons (2008-11) in Baltimore. In 2010, Maalouf helped rookie KR David Reed lead the NFL in kickoff return KOR average (29.2) and coached a unit which finished 3rd in the league in opponent average starting position (27.2-yard line). K Billy Cundiff earned his 1st Pro Bowl invitation after tying an NFL mark with 40 TBs (since kickoffs moved back to the 30-yard line).

In 2009, Baltimore ranked 2nd in the NFL in both kickoff return average (26.3) and opponents' average starting field position (26.9). Maalouf joined the Ravens in 2008 and that season coached P Sam Koch, who had the NFL's 5th-best net average (39.9). Koch also led the league with 18 punts inside the 10-yard line and was 2nd in the league with 34 kicks inside the 20. Maalouf also helped guide special teams ace LB Brandon Ayanbadejo to his 3rd Pro Bowl.

Maalouf spent the 2007 season working for Scouts Inc., writing weekly scouting reports and game reviews for ESPN.com and worked as a volunteer coach for Baldwin-Wallace.

Maalouf first entered the NFL in 2004, when he worked as a scouting administrator for the Cleveland Browns. He then transitioned to a role as Cleveland's special teams quality control coach from 2005-06. During his final season, he coached Josh Cribbs, who ranked 3rd in the NFL with 1,545 total return yards. The Browns' punt return average of 10.3 yards also ranked 7th in the NFL.

Maalouf spent 2 seasons (2002-03) as an assistant OL coach/graduate assistant at Rutgers following a brief stint at Eastern Michigan. He also held positions as an assistant OL coach for Fordham (2001) and Baldwin-Wallace (2000).

Collegiately, Maalouf earned 3 letters while playing guard for Baldwin-Wallace (1997-1999) and was a 2-time All-Ohio Athletic Conference selection. He was Baldwin-Wallace's Outstanding Offensive Lineman and was elected as a team captain his senior season.

Maalouf is a graduate of Strongsville (Ohio) High School, where he lettered in football and track and field. He and his wife, Dana, have 2 sons, Mason and Morgan.

MAALOUF'S BACKGROUND

Player

1996-99 Baldwin-Wallace // Guard

Coaching

2000 Baldwin-Wallace // Assistant Offensive Line
 2001 Fordham // Assistant Offensive Line
 2002-03 Rutgers // Assistant Offensive Line/Grad Asst.
 2004 Cleveland Browns // Scouting Administration
 2005-06 Cleveland Browns // Special Teams Quality Control
 2007 Baldwin-Wallace // Volunteer Coach
 2008-11 Baltimore Ravens // Assistant Special Teams
 2012 Indianapolis Colts // Special Teams Coordinator
 2013-18 Miami Dolphins // Assistant Special Teams
 2019- Minnesota Vikings // Special Teams Coordinator



IMARJAYE ALBURY, SR.

DEFENSIVE QUALITY CONTROL/ASSISTANT DEFENSIVE LINE

COACHING EXPERIENCE: 4TH SEASON
NFL EXPERIENCE: 1ST SEASON
VIKINGS EXPERIENCE: 1ST SEASON

Imarjaye Albury Sr. (Im-MAR-jay AL-berry) joins the NFL coaching ranks as the Vikings Defensive Quality Control/Assistant Defensive Line coach in 2020.

Prior to arriving in Minnesota, Albury spent the 2018 and 2019 seasons as a defensive graduate assistant at the University of Arkansas, where he worked primarily with the defensive line. In addition to assisting the defensive line coach and defensive staff in game planning and practice management, he aided in recruiting for the Southeastern Conference program. While at Arkansas, he coached and tutored defensive lineman Armon Watts, who was selected by the Vikings in the sixth round of the 2019 NFL Draft following a seven-sack season in 2018.

Before joining the Razorbacks, Albury worked with NAIA-member Ave Maria University in Ave Maria, Florida, during the spring of 2018, leading the defensive line through winter and spring conditioning and assisting in recruiting.

Albury began his coaching career in 2017 at NCAA Division III Cortland State University in Cortland, New York, working as the defensive line and special teams coach. Under his tutelage the Red Dragons recorded 31 sacks as a team in 2017, second-most in the Empire 8 Conference, while Albury's special teams unit also led the conference with six field goal blocks. Albury was responsible for recruiting New York, New Jersey, and Florida.

Albury's coaching career also included brief stints with the Hamilton Tiger-Cats of the Canadian Football League, where he served as a guest coach during the team's 2019 training

camp, and Western Carolina, where he briefly was on staff as the defensive ends coaching before being hired by the Vikings.

As a player, Albury spent one season at West Virginia in 2012 before transferring to Florida International, where he was a three-year starter along the defensive line for the Panthers. Albury finished with 76 career tackles, 5.5 tackles for loss and 2.5 sacks over 36 game appearances at FIU, serving as a team captain and earning the program's Defensive MVP award in 2016. After participating in the 2017 NFLPA Collegiate Bowl, Albury would briefly spend time at both the Green Bay Packers and Los Angeles Chargers 2017 rookie mini camps before jumping into the coaching ranks.

Albury attended Miami Northwestern High School, the same high school as former Vikings QB Teddy Bridgewater. Albury and his wife Brittany have a three-year-old son, Imarjaye Jr., who goes by "Junior".

ALBURY'S BACKGROUND

Playing

2012 West Virginia // Defensive Line
 2013-16 Florida International // Defensive Tackle

Coaching

2017 Cortland State // Special Teams/Defensive Line
 2018 Ave Maria // Defensive Line
 2018-19 Arkansas // Defensive Graduate Assistant
 2020- Minnesota Vikings // Assistant Defensive Line



ROY ANDERSON

ASSISTANT DEFENSIVE BACKS

COACHING EXPERIENCE: 19TH SEASON

NFL EXPERIENCE: 15TH SEASON

VIKINGS EXPERIENCE: 1ST SEASON

Roy Anderson joins the Vikings staff in 2020 for his 15th NFL season after most recently serving as the lead defensive analyst for the 2019 NCAA CFB National Champion LSU Tigers.

At LSU, Anderson served on the coaching staff while Vikings 1st-round pick WR Justin Jefferson led the club offensively to an undefeated national title.

Prior to his lone season with the Tigers, Anderson spent the previous 14 years in the NFL, primarily coaching defensive backs. His most recent professional stop was with the Chicago Bears as the safeties coach in 2017-18.

Anderson coached the safeties for four seasons with Indianapolis (2012-15), joining the Colts after seven seasons (2005-11) with the Baltimore Ravens. During his final two years in Baltimore (2010-11), Anderson was the team's defensive assistant/secondary coach where he handled defensive quality control duties and also worked with the defensive backs.

Anderson originally entered the NFL with the Ravens in 2005 as a player personnel assistant, where he worked on Baltimore's NFL Draft and free agency process by evaluating players, organizing free agent tryouts and monitoring potential trade and waiver transactions.

Prior to joining the Ravens, Anderson was as a graduate assistant with Louisiana State University during the 2004 season. Anderson began his coaching career as a graduate assistant with Florida A&M University working with the quarterbacks in 2002. The following season, he served as a

student assistant with Florida State University coaching QBs.

A 4-year QB at Howard University (1997-2001), Anderson was named to the All-Mid-Eastern Athletic Conference Scholar-Athlete Team in 2001.

A native of Tallahassee, FL, Anderson graduated with a bachelor's degree in business administration from Howard and also earned his master's in sports management from Florida State in 2003. He attended Godby (Tallahassee, FL) High School, where he participated in both football and baseball.

ANDERSON'S BACKGROUND

Playing

1997-2001..... Howard University // Quarterback

Coaching

2002 Florida A&M // Graduate Assistant

2003 Florida State // Student Assistant

2004 LSU // Graduate Assistant

2005-07 Baltimore Ravens // Player Personnel Assistant

2008 Baltimore Ravens // Coaching Assistant

2009-11 Baltimore Ravens // Defensive Assistant

2012-15 Indianapolis Colts // Safeties

2016 San Francisco 49ers // Safeties

2017-18 Chicago Bears // Assistant Defensive Backs

2019 LSU Tigers // Lead Defensive Analyst

2020- Minnesota Vikings // Assistant Defensive Backs



DOM CAPERS

SENIOR DEFENSIVE ASSISTANT

COACHING EXPERIENCE: 46TH SEASON

NFL EXPERIENCE: 34TH SEASON

VIKINGS EXPERIENCE: 1ST SEASON

Dom Capers was hired as the Vikings senior defensive assistant on February 10, 2020. He most recently served as the Jacksonville Jaguars senior defensive assistant during the 2019 season and has 33 years of NFL coaching experience under his belt.

Capers' reputation for maximizing players potential is evidenced by coaching three former NFL Defensive Players of the Year - Rod Woodson (Pittsburgh, 1992), Jason Taylor (Miami, 2006) and Charles Woodson (Green Bay, 2009). Capers was recognized as 1996 Associated Press NFL Coach of the Year for leading Carolina to the NFC title game in the 2nd year of the franchise and earned the award in 1995 and 1996 from Pro Football Weekly/PFWA. He was recognized as Pro Football Weekly/PFWA's Assistant Coach of the Year in 1994 (Pittsburgh), 1999 (Jacksonville) and 2009 (Green Bay).

Capers' NFL coaching career includes 25 seasons as a Head Coach or Defensive Coordinator. He spent four seasons as Head Coach of the Carolina Panthers (1995-98) and five years as head coach of the Houston Texans (2001-05), both NFL expansion teams. He has also held defensive coordinator duties for the Pittsburgh (1992-94), Jacksonville (1999-2000), Miami (2006-07) and Green Bay (2009-17).

In 2019, Capers assisted a Jacksonville defense that ranked fourth overall in sacks per pass play (8.3%). Under Capers' tutelage, Jaguars DEs Calais Campbell, Josh Allen and Yannick Ngakoue emerged as one of the NFL's best pass-rushing trios. Campbell was selected to the Pro Bowl for a 3rd time in as many seasons and was recognized with the NFL Walter Payton Man of the Year Award for his off-the-field efforts. As a rookie, Allen led the team with 10.5 sacks, and led all NFL rookies in 2019.

From 2009-17, Capers oversaw a Packers defense that led the NFL with 176 interceptions, had the 2nd-most takeaways (243), 4th-most sacks (365.0) and allowed the league's 9th-fewest points per game (21.5 points per game). Capers' unit featured defensive players that made 18 appearances in the Pro Bowl, including DE Julius Peppers (2015), LB Clay Matthews (6 times) and DB Charles Woodson (3 times). The Packers made the playoffs in the first 8 of Capers' 9 years with the club.

Capers joined the Packers after one season as a special assistant/secondary coach with New England. Previously, he worked for two seasons with the Miami Dolphins, holding the titles of special assistant to the head coach under Nick Saban, while also working with current Vikings Vice President of Player Personnel/Assistant General Manager George Paton (2006), and defensive coordinator under Cam Cameron (2007). In his final year with the team, the Dolphins pass defense was the highest-ranked unit on the squad, finishing the season 4th in the NFL. In 2006, Dolphins DE Jason Taylor won NFL Defensive Player of the Year honors under Capers' tutelage as the team finished 4th in the league in overall defense.

Prior to joining the Dolphins, Capers served as the Texans head coach for the first five years of the franchise's history. He was hired in January of 2001, more than a year before the team's inaugural season in 2002.

Prior to his arrival in Houston, Capers was the Defensive Coordinator with the Jaguars, where he helped the team improve from 25th in total defense in 1998 (347.4 yards allowed per game) to 4th in 1999 (270.9 yards allowed per game). Jacksonville allowed the fewest points in the NFL in 1999 (217) and led the NFL in scoring defense (13.9 points per game). That

season, Capers was named NFL Assistant Coach of the Year by Pro Football Weekly/PFWA and USA Today.

Capers was also the first Head Coach of the Carolina Panthers. In the team's inaugural season in 1995, his first as a head coach, Carolina set the NFL record for most victories by an expansion team (7) as Capers was selected as the Pro Football Weekly/PFWA Coach of the Year. In 1996, the Panthers finished 12-4, won the NFC West title and advanced to the NFC Championship Game, with Capers sweeping all major coach of the year awards that season, including Associated Press.

In 1992, he became the Steelers defensive coordinator and served there for three seasons, with Pittsburgh qualifying for the playoffs each year. In 1994 Capers was named the Pro Football Weekly/PFWA Assistant Coach of the Year as the Steelers led the NFL in rush defense. His unit ranked 3rd in total defense in 1993 and 2nd in 1992. Pittsburgh finished in the top 10 in scoring defense in all three of his seasons with the club.

Capers entered the NFL in 1986, and served a six-year tenure as the New Orleans Saints defensive backs coach (1986-91), a period during which the team made three playoff appearances.

He began his pro football coaching career in 1984 as the defensive backs coach for the USFL's Philadelphia/Baltimore Stars. The Stars won league titles in each of Capers' two seasons with the team (1984-85).


Getting his coaching start in the collegiate ranks, Capers spent 12 seasons with six different teams, beginning with a three-year stint as a graduate assistant at Kent State (1972-74). He went on to serve as a defensive backs coach for Hawaii (1975-76), San Jose State (1977), California (1978-79), Tennessee (1980-81) and Ohio State (1982-83).

Capers played safety and linebacker for Mount Union College in Alliance, Ohio, from 1968-71, and graduated with a degree in physical education and a minor in psychology. He grew up in Buffalo, Ohio, and attended Meadowbrook High School.

CAPERS' BACKGROUND

Coaching

1972-74.....	Kent State // Graduate Assistant
1975.....	Washington // Graduate Assistant
1975-76.....	Hawaii // Defensive Backs
1977.....	San Jose State // Defensive Backs
1978-79.....	California // Defensive Backs
1980-81.....	Tennessee // Defensive Backs
1982-83.....	Ohio State // Defensive Backs
1984-85.....	Philadelphia/Baltimore Stars // Defensive Backs
1986-91.....	New Orleans Saints // Defensive Backs
1992-94.....	Pittsburgh Steelers // Defensive Coordinator
1995-98.....	Carolina Panthers // Head Coach
1999-2000.....	Jacksonville Jaguars // Defensive Coordinator
2001-05.....	Houston Texans // Head Coach
2006.....	Miami Dolphins // Special Asst. to the Head Coach
2007.....	Miami Dolphins // Defensive Coordinator
2008.....	New England Patriots // Special Assistant // Secondary
2009-17.....	Green Bay Packers // Defensive Coordinator
2019.....	Jacksonville Jaguars // Senior Defensive Assistant
2020.....	Minnesota Vikings // Senior Defensive Assistant



RICK DENNISON

OFFENSIVE LINE/RUN GAME COORDINATOR

COACHING EXPERIENCE: 29TH SEASON

NFL EXPERIENCE: 35TH SEASON (9 PLAYING, 26 COACHING)

VIKINGS EXPERIENCE: 2ND SEASON

Rick Dennison enters his 2nd season as the Vikings offensive line coach and run game coordinator in 2020. In his 26th season as an NFL coach, Dennison has been part of 13 playoff appearances, 5 division titles, and 3 Super Bowl victories- XXXII, XXXIII and 50.

Dennison has been a part of winning programs throughout his career, posting a .500 or better record in 20 of his 25 NFL seasons and has 12 seasons of 10+ wins under his belt in the NFL. His 17 seasons in Denver resulted in 3 Super Bowl titles, 8 playoff appearances, 4 AFC West titles and 8 seasons of 10+ wins while only suffering 2 losing seasons.

In his 1st season with the Vikings, Dennison coached an offensive line that paved the way for 2,133 rushing yards (6th-most in NFL), the 12th-best mark in franchise history, while allowing the 5th-fewest sacks (28) in the league. The mark also tied for 8th-fewest sacks allowed in franchise history. Overall, the offensive line blocked for the Vikings' first 1,000-yard rusher since Adrian Peterson in 2015 as Dalvin Cook rushed for 1,135 yards.

Dennison has coached 18 different Pro Bowl players across 7 different positions, including 6 offensive linemen. Of those 6, 5 made their 1st Pro Bowl appearance under him, while 3 made all their trips with him as their coach. In Dennison's time as a OL coach and offensive coordinator his rushing offenses have averaged 2,038 yards a season (127.4 yards per game) and 4.4 yards per carry while producing 14.3 touchdowns a season.

Prior to joining the Vikings, Dennison served on the staffs of the New York Jets (2018), Buffalo Bills (2017), Baltimore Ravens (2014), Houston Texans (2010-13) and two stints with the Denver Broncos (1995-2009, '15-16) in a variety of roles.

In 2018, Dennison's lone season as the Jets OL coach/run game coordinator, the group allowed 10 fewer sacks (37) than it did in 2017, protecting QB Sam Darnold as he set team rookie records for passing TDs (17) and passing yards per game (220.4)

In 2017 Dennison was offensive coordinator for the Bills, helping a Buffalo offense that ranked 6th in rushing as both running back LeSean McCoy and guard Richie Incognito received Pro Bowl recognition. New York Jets // Offensive Line/Run Game Coordinator

In his return to Denver as the offensive coordinator in 2015, Dennison oversaw the Broncos offense as the team navigated a difficult schedule to finish with a 12-4 record, the AFC West Division title and the No. 1 seed in the AFC. Despite mid-season injury to Hall of Fame QB Peyton Manning, Dennison helped the Broncos go 5-2 in QB Brock Osweiler's 1st 7 career starts before Manning returned in Week 17. The offense went on to commit just 3 turnovers during the postseason to help secure a world championship in Super Bowl 50 over Carolina.

Following Manning's retirement after the 2015 season Dennison coached 1st-year starting QB Trevor Siemian, a 7th-round draft pick (#250) in the 2015 NFL Draft. IN 14 games Siemian went 289-for-486 for 3,401 yards, 18 TDs and 10 INTs.

In Dennison's lone season with Baltimore (2014) and only season coaching QBs, Joe Flacco established career highs in passing yards (3,986) and TD passes (27) and posted a combined 8 games with a passer rating above 100.0 while being sacked just 19 times—29 fewer than the previous year.

In Dennison's tenure in Houston (2010-13), Texans running backs produced an NFL-best 29 individual 100-yard rushing performances, including 24 by Arian Foster, who was named

an AP All-Pro selection 3 times in his 4 years under Dennison. During the 2012 season, 7 of Houston's 11 starters on offense were Pro Bowlers.

His first stint as an NFL offensive coordinator came with the Broncos (2006-08). Their offense ranked 7th in the NFL (350.5 yards per game) as Dennison oversaw 1 of just 2 units in the league to rank in the top 10 in both passing and rushing. He previously worked as the team's offensive line coach (2001-05) and special teams coach (1997-2000). From 2001-05 Denver led the NFL in rushing in that 5-season span, averaging 145.6 yards per game on the ground and 2,328 yards per season on average.

During his tenure as special teams coach in Denver the club won consecutive Super Bowls, topping Green Bay for the Super Bowl XXXII title and following it up in John Elway's final game with a Super Bowl XXXIII victory over Atlanta.

Dennison originally joined the Denver staff in 1995 after spending the previous 3 years coaching at the high school level for Suffield (Conn.) Academy. He worked for 2 years in Denver as an offensive assistant (1995-96) before being promoted to special teams coach the next season.

Undrafted out of Colorado State University, Dennison played 9 seasons at LB for the Broncos, appearing in 128 games (52 starts) and totaling 514 tackles, 6.5 sacks, 4 interceptions, 6 forced fumbles and 3 fumble recoveries. He participated in 3 Super Bowls as a player and was the team's recipient of the Ed Block Courage Award in 1989.

At CSU, he earned 3 varsity letters and was named a 2nd-team Academic All-American as a senior. Dennison earned 2 degrees in civil engineering from CSU, first his bachelor's in 1979 and later his master's degree in 1982.

A native of Kalispell, Montana, Dennison attended Rocky Mountain High School in Fort Collins, CO, lettering in football, basketball and baseball.

Dennison and his wife, Shannon, have 3 sons, Joseph, Steven and Trey, and twin daughters, Abrynn and Allie. His son, Joseph, is married to Hayley and the couple has 3 children.

DENNISON'S BACKGROUND

Playing

1976, 78-79 Colorado State // Tight End/Wide Receiver
1982-90 Denver Broncos // Linebacker

Coaching

1992-94 Suffield (CT) Academy // Assistant Coach
1995-96 Denver Broncos // Offensive Assistant
1997-2000 Denver Broncos // Special Teams
2001-05 Denver Broncos // Offensive Line
2006-08 Denver Broncos // Offensive Coordinator
2009 Denver Broncos // Offensive Line
2010-13 Houston Texans // Offensive Coordinator
2014 Baltimore Ravens // Quarterbacks
2015-16 Denver Broncos // Offensive Coordinator
2017 Buffalo Bills // Offensive Coordinator
2018 New York Jets // Offensive Line/Run Game Coordinator
2019 Minnesota Vikings // Offensive Line
2020 Minnesota Vikings // OL/Run Game Coordinator



RYAN FICKEN

ASSISTANT SPECIAL TEAMS

COACHING EXPERIENCE: 17TH SEASON
NFL EXPERIENCE: 14TH SEASON
VIKINGS EXPERIENCE: 14TH SEASON

Ryan Ficken enters his 14th season with the Vikings in 2020 and 8th as the club's assistant special teams coach. Previously, Ficken worked with the Vikings WRs from 2009-12.

In 2019, Minnesota saw consistent productivity from a kicking unit that produced 121 points and ended the season (including playoffs) with 22 straight FGs, the longest streak in the NFL to finish out the 2019 season (including playoffs).

The 2018 Vikings were forced to change specialists in-season when veteran Dan Bailey came on to handle the kicking duties starting in the 3rd week of the season.

Veterans led the way for the Vikings special teams units in 2017. Kai Forbath earned NFC Special Teams Player of the Week honors with a career-high 6 FGs vs. Baltimore (10/22/17), the only game in his career with multiple 50+ yard FGs. Forbath also kicked the game-winning 26-yard FG at Chicago (10/9/17). His 53-yard FG in the NFC Divisional Playoff vs. New Orleans (1/14/18) was the longest playoff FG in team history. Punter Ryan Quigley tied an NFL record with allowing 0 touchbacks on any of his punts during the regular season.

The 2016 Vikings special teams units had 3 return TDs and KR Cordarrelle Patterson earned his 2nd Pro Bowl honor of his career. Patterson led the NFL with a 31.7 return avg., becoming the 1st NFL player to lead the league in average 3 times in a career. He scored on a 104-yard KOR vs. Arizona, his 5th career return score, matching the Vikings career record. Sherels notched 2 PR TDs- 54 yards at Carolina and 79 yards vs. Houston- becoming the 1st player in Vikings history to score 2 in a season and giving him a Vikings-record 5 career PR TDs. Punter Jeff Locke tied the Vikings record by landing 34 punts inside the 20 and became the 1st punter in team history to boot a pair of 70+ punts in a season.

In 2015, the Vikings special teams units were once again among the NFL's best. For the 2nd time in 3 years, the Vikings led the NFL in kick return average. Patterson led the way with a 31.8 kick return average. He also tied for the NFL lead in KR TDs with 2. Patterson was selected as an All-Pro by the PFWA. Sherels took back his franchise-best 3rd PR for a TD when playing at Chicago (11/1/15) and he earned NFC Special Teams Player of the Week honors for the game.

In 2014, the Vikings kick return unit ranked 2nd in the NFL in starting position at the 25.1 yard line. The opponents' kickoff return average was 4th-lowest in the league with only a 20.7 kick return average. During Week 13 vs. Carolina (11/30/14), the Vikings punt block unit moved into the NFL record books for becoming just the 5th team in NFL history to block 2 punts and return both for TDs in the same game. It was the 1st time in team history with 2 blocked punt TDs and the 1st blocked punt TD since 1986. Thielen blocked the 1st punt and returned it 30 yards for the TD, becoming only the 4th Viking to block, recover and score in team history and the 1st since 1973. 2 drives later, LB Jasper Brinkley blocked another punt and DE Everson Griffen scooped up the ball and returned it 43 yards for the TD, the longest blocked punt return TD in team history. Thielen won NFC Special Teams Player of the Week honors for his performance.

Ficken's 1st season as the special teams assistant, 2013, was a record-breaking year. The Vikings showcased the #1 KR man in the NFL, Patterson, and the #2 PR man, Sherels. Patterson was named 1st-team All-Pro and selected to the Pro Bowl after his record-breaking season. Patterson was also

named NFC Special Teams Player of the Month for September and NFC Special Teams Player of the Week for Week 8 vs. Green Bay. The rookie broke the Vikings single-season kick return record with 1,393 kick return yards, on 43 returns, and a 32.4 return average with 2 KR TDs, leading the NFL in all categories. The 32.4 KR average is 4th-highest in the NFL since the 1970 merger and highest since 1985. Patterson's 109-yard KR TD (10/27/13 vs. GB) was the longest kick return in NFL history. Sherels set the team record with a 15.2 PR average, good for 2nd in the NFL. Sherels returned 22 punts for 335 yards with a long return of 86 yards for a TD against the New York Giants (10/21/13), the 2nd PR TD of his career. Sherels recorded 119 punt return yards against the Giants, a Vikings record.

The 2012 Vikings battled injuries to the receiving corps throughout the season but Ficken helped the team go 10-6 and earn a Wild Card playoff berth. Leading receiver Percy Harvin missed the final 7 games of the season with injury but hauled in 62 catches in 9 games for a 6.9 receptions per game average.

In 2011, Harvin set career highs in receptions with 87, receiving yards with 967, and tied a career high with 6 receiving touchdowns. His 87 receptions was also ranked 6th in the NFL.

Harvin improved on his rookie season in 2010. He became the youngest player in franchise history to lead the team in receiving with 871 yards on 71 catches and 5 TDs.

In 2009, WRs Sidney Rice and Harvin had breakout seasons for the Vikings. Both players were honored as Pro Bowlers, and Harvin became the 2nd Viking in 3 seasons to be named NFL Offensive Rookie of the Year. Rice developed as a playmaker and became only the 3rd Vikings WR to post a 1,300-yard receiving season. Harvin tied for the NFL lead among rookies in receptions and yards and ranked 2nd in team history with 60 catches as a rookie.

In 2008, Adrian Peterson led the NFL with 1,760 yards rushing and Chester Taylor led all NFL RBs with 25 catches on 3rd down. Peterson became the 1st Vikings RB to lead the NFL in rushing, and Taylor's 45 catches were a career high.

The 2007 Vikings offense ranked #1 in the NFL in rushing offense. Peterson had a legendary rookie year, including breaking the NFL's single-game rushing record after going for 296 yards against San Diego on 11/4/07 and earning NFL Offensive Rookie of the Year. Peterson finished with 1,341 yards, 12 TDs and was named the Pro Bowl MVP.

Ficken served as an offensive graduate assistant with UCLA in 2006. He worked extensively with Jim Colletto and the OL.

Ficken earned his bachelor's degree in business administration from ASU. He was a member of the Sun Devils football team for 2 seasons and received the Scholar-Athlete Award and was a member of Gamma Beta Phi, the National Scholastic Honor Society. Ficken and wife, Andrea, have three children, sons, Wyatt and Jonathan, and daughter, Gianna.

FICKEN'S BACKGROUND

Player

1998-99..... Arizona State University // WR

Coach

2004-05..... UCLA // Defensive Assistant

2006 UCLA // Offensive Assistant

2007-08..... Minnesota Vikings // Assistant RB

2009-12..... Minnesota Vikings // Assistant WR

2013-..... Minnesota Vikings // Assistant Special Teams



ANDREW JANOCKO

WIDE RECEIVERS

COACHING EXPERIENCE: 10TH SEASON

NFL EXPERIENCE: 8TH SEASON

VIKINGS EXPERIENCE: 6TH SEASON

Andrew Janocko will serve as the wide receivers coach in his 6th season with the Vikings and 8th in the NFL in 2020. Janocko most recently served as Minnesota's assistant offensive line coach during the 2019 season.

Minnesota's offensive line allowed 28 regular season sacks in 2019, tied for 5th-fewest in the NFL. The mark also tied for 8th-fewest sacks allowed in franchise history. Overall, the offensive line paved the way for the Vikings' first 1,000-yard rusher since Adrian Peterson in 2015 as Dalvin Cook rushed for 1,135 yards.

The 2018 season was a difficult campaign for the linemen as they struggled to overcome the death of line coach Tony Sparano just days before the start of training camp. The line dealt with injuries and working in new players during the season but still protected newly-acquired QB Kirk Cousins as he set a team record for completions (425), posted the 2nd-best completion mark in team history (70.1%) and threw for the 2nd-most yards by a Viking (4,298). The emergence of 2nd-year RB Dalvin Cook late in the season helped balance the Vikings' offensive attack and Cook earned his 1st career NFC Offensive Player of the Week award for his game vs. Miami (12/16) when he had a career-best 163 yards from scrimmage (136 rushing) and scored 2 rushing TDs.

The 2017 Vikings offensive line was a key to the club going 13-3, winning the NFC North title and advancing to the NFC Championship Game. The complete overhaul of the line included signing a pair of free agents - LT Riley Reiff and RT Mike Remmers, drafting C Pat Elflein (3rd Round) and elevating LG Nick Easton to the full-time starting role with veteran RG Joe Berger moving from center the previous season. The new lineup performed well quickly and paved the way for several offensive players to have career years, highlighted by QB Case Keenum. Keenum posted an 11-3 mark as the starter in replacement of Sam Bradford. Keenum's 98.3 passer rating for the season was the 5th-best in team history, his 67.6% completion rate was the 2nd-best in the NFL and 4th-best in Vikings history for a season. The linemen gave the QBs protection and also established a force at the offensive line in the run game as the team navigated injuries in the backfield to end the season with 3 RBs who carried the load at different times. Rookie sensation Dalvin Cook set a team record for rookies with 288 yards in the opening 3 games of the season but was lost to injury for the season in the 4th game. Cook's production was replaced by the duo of Latavius Murray (842, 8) and Jerick McKinnon (574, 3) who combined for 1,412 yards and 11 rushing TDs. The Vikings jumped from #32 in the NFL in rushing in 2016 to #7 in 2017 and climbed from #28 in total offense to #11.

In 2016, Janocko helped the Vikings offense that had to navigate numerous injuries along the offensive line but benefitted from newly-acquired QB Sam Bradford as he set the NFL record for completion percentage in a season at 71.6%. Janocko worked with the Vikings TEs and the group was led by veteran Kyle Rudolph, who set the Vikings record for receptions in a season by a TE with 83 and tied the club record for catches in a game by a TE with 11 vs. Chicago (1/1/17) in the regular season finale. As part of the offensive coaching staff in 2015, Janocko helped aid a unit that ranked 5th in the NFL in total rushing, headlined by Adrian Peterson's league-leading 1,485 rushing yards.

Janocko arrived in Minnesota after coaching QBs at Division

II Mercyhurst during the 2014 season. At Mercyhurst, Janocko guided Brendan Boylan to 3 Pennsylvania State Athletics Conference West Division Offensive Player of the Week honors and a Division II National Player of the Week honor. Boylan started the season as the backup in Janocko's quarterback group but took over the starting job in the 3rd game of the season and helped lead the Lakers to a 7-1 record as a starter. Boylan finished the season 192-of-319 (60.2 percent) for 2,952 yards, 29 TDs and 8 INTs.

From 2012-13, Janocko received his first experience coaching at the NFL level when he served as an offensive assistant with the Tampa Bay Buccaneers. While in Tampa Bay, Janocko was responsible for working with then-Head Coach Greg Schiano and Offensive Coordinator Mike Sullivan in coordinating practice schedules and breaking down film. In 2012, Janocko had a hands-on role with the quarterbacks and kick returners before working with WRs and KRers in 2013.

Janocko served as a graduate assistant under Schiano at Rutgers in 2011 working with the QB unit.

A 3-year letter winner at Pitt, Janocko served as a backup QB and holder on special teams. Janocko spent his 1st 2 seasons as a walk-on before earning a scholarship his final 2 seasons. A 3-time member of the Big East All-Academic Team, he graduated from Pitt in 2010 with a degree in history and minor in political science.

A native of Clearfield, PA., Janocko was the starting QB at Clearfield Area High School, where his father, Tim, served as the head coach. He led the school to a pair of district championships and was a 2-time Pennsylvania Football News All-State honoree. Janocko (juh-NO-co) is married to wife Natalie and resides in Minneapolis.

JANOCKO'S BACKGROUND

Player

2006-09.....University of Pittsburgh // QB

Coaching

2011.....Rutgers // Graduate Assistant

2012-13.....Tampa Bay Buccaneers // Offensive Assistant

2014.....Mercyhurst // Quarterbacks

2015-16.....Minnesota Vikings // Quality Control-Offense

2017-19.....Minnesota Vikings // Assistant Offensive Line

2020Minnesota Vikings // Wide Receivers



CHRISTIAN JONES

ASSISTANT WIDE RECEIVERS

COACHING EXPERIENCE: 4TH SEASON

NFL EXPERIENCE: 2ND SEASON

VIKINGS EXPERIENCE: 2ND SEASON

Christian Jones enters his 2nd season on the Vikings coaching staff in 2020. Prior to joining the Vikings, Jones had coached at the University of Texas and his alma mater Northwestern University.

While working with Jones in 2019, WR Stefon Diggs recorded a career-high 1,130 receiving yards, marking his 2nd consecutive 1,000-yard receiving season. Diggs led the NFL with 8 receptions of 40+ yards and 15 deep ball receptions (20+ air yards), while his 17.9 average ranked 4th among WRs with at least 32 receptions. Jones helped 7th-round pick Bisi Johnson, whose 3 receiving TDs in 2019 marked the most by a Vikings rookie since 2014.

Working primarily with the TEs and WRs during his lone season at Texas in 2018, Jones helped the Longhorns offense average 31.1 points per game and 411.3 yards per game en route to 11-4 season and a victory over Georgia in the Sugar Bowl.

The Northwestern University graduate assisted his alma mater as an offensive intern during the 2017 season, working with the offensive line. With Jones on staff the Wildcats ranked among the Big Ten's top 5 teams in scoring offense (29.2 ppg), total offense (408.0 ypg) and rush offense (174.2 ypg).

Prior to coaching, Jones played WR at Northwestern (2011-15). The Houston, Texas native led the team in receiving yards

with 412 as a true sophomore in 2012. Jones did not see action in 2014 while rehabbing an injury sustained during training camp, but totaled 234 receiving yards his redshirt senior season in 2015. He finished his collegiate career with 128 receptions for 1,509 yards and 8 TDs over 51 games played. While at Northwestern Jones was also a teammate of current Vikings Ifeadi Odenigbo and Eric Wilson.

Jones was a 3-year member of Northwestern's 12-player Leadership Council, selected to the Academic All-Big Ten team and was a team captain his redshirt senior year in 2015. Jones owns 2 degrees from Northwestern, a Bachelor's degree in Learning and Organizational Change as well as a Master's degree in Management Studies, and has been a member of the Omega Psi Phi fraternity since 2013.

Jones attended Westfield HS in Houston, TX. Jones' cousins, Marcello Simmons and Roger Vick both spent time in the NFL.

JONES' BACKGROUND

Playing

2011-15 Northwestern University // Wide Receiver

Coaching

2017 Northwestern University // Offensive Intern

2018 Texas // Offensive Graduate Assistant

2019 Minnesota Vikings // Offensive Quality Control



DARONTE JONES

DEFENSIVE BACKS

COACHING EXPERIENCE: 20TH SEASON

NFL EXPERIENCE: 5TH SEASON

VIKINGS EXPERIENCE: 1ST SEASON

Daronte Jones (duh-RAHN-tay) enters his 5th season in the NFL after most recently spending 2 years with Cincinnati as the secondary/cornerbacks coach from 2018-19. In 2018 Jones aided in the development of rookie CBs Davontae Harris and Darius Phillips, both late-round draft picks who saw game action throughout the season due to injuries to Cincinnati's defense. A pair of veteran CBs, Dre Kirkpatrick and William Jackson each ranked in the NFL's top 25 for completion % allowed in 2018.

Jones previously worked two seasons with the Miami Dolphins as an assistant DBs coach. In 2017, Jones helped S Reshad Jones to a team-high 122 tackles and a berth in the Pro Bowl. In his first season as a professional coach in 2016, Jones helped coach a Dolphins defense that recorded 16 INTs, 3rd-most in the NFL. Miami also ranked 4th in the league in 3rd-down defense, allowing opponents to convert at 36.1%.

Prior to the NFL, Jones served as DBs coach at the University of Wisconsin in 2015, as the Badgers led the nation with just 7 passing TDs allowed. Wisconsin's passing defense ranked 2nd in the Big Ten and 7th nationally, allowing 173.2 pass yards per game. From 2012-14, Jones served as the secondary coach at the University of Hawaii, adding the title of assistant head coach in 2014. Jones helped improve Hawaii's passing defense by 62.1 yards per game, from 85th in 2011 to 11th-best in 2012.

The Capital Heights, Maryland, native also had earlier coaching stops with the Montreal Alouettes of the Canadian Football League in 2011 as the DBs coach and with UCLA in 2010

as the CBs coach. Jones was Assistant Head Coach/Defensive Coordinator at Bowie State from 2005-09. His defense finished in the top 3 nationally in 3 of his 5 seasons.

Prior to his time at Bowie State, Jones served as coordinator at two Louisiana high schools – Jeanerette (2004) and Franklin (2003). He also spent the 2002 season coaching safeties at Nicholls State after beginning his coaching career in 2001 as a graduate assistant at Lenoir-Rhyne University. Jones played DB at Morgan State before earning his bachelor's degree in 2001.

JONES' BACKGROUND

Playing

1996 Temple // Defensive Back

1997-2000 Morgan State // Defensive Back

Coaching

2001 Lenoir-Rhyne // Graduate Assistant Coach

2002 Nicholls State // Assistant Coach

2003 Franklin HS (Franklin, La.) // Defensive Coordinator

2004 Jeanerette HS (Jeanerette, La.) // Defensive Coordinator

2005-09 Bowie State // Asst. Head Coach/Defensive Coordinator

2010 UCLA // Cornerbacks

2011 Montreal Alouettes // Defensive Backs

2012-13 Hawaii // Secondary

2014 Hawaii // Assistant Head Coach/Secondary

2015 Wisconsin // Defensive Backs

2016-17 Miami Dolphins // Assistant Defensive Backs

2018-19 Cincinnati Bengals // Secondary/Cornerbacks

2020 Minnesota Vikings // Defensive Backs



CLINT KUBIAK

QUARTERBACKS

COACHING EXPERIENCE: 11TH SEASON
NFL EXPERIENCE: 7TH SEASON
VIKINGS EXPERIENCE: 4TH SEASON

Clint Kubiak returns to the Vikings in 2020 as the club's QBs coach for the 2nd season after previously working 2 seasons as Minnesota's quality control/assistant WRs coach from 2013-14. Kubiak spent the previous 3 seasons as the offensive assistant/QBs coach for the Denver Broncos.

Under Kubiak's guidance in 2019, QB Kirk Cousins posted 3,602 passing yards and threw 26 touchdowns. Kubiak helped Cousins to the best season of his career with a 107.4 passer rating, 26-6 touchdown-to-interception ratio and guided the club to a 10-5 mark in the regular season as the starter, the most wins as a starter of his career. Cousins' 107.4 passer rating is the 2nd-best in a season in Vikings history and his mark of 103.0 for the combined 2018-19 seasons is the best by a Vikings quarterback for a career. Cousins went from being sacked 40 times in 2018 to 28 in 2019, the 8th-fewest in the NFL for QBs with 400+ attempts. Cousins had 10 games on the season when he was sacked 1 or no times and 10 games without an INT. With only a career-low 6 INTs on the season, Cousins tied for the 5th-lowest in the NFL in 2019.

In 2018, Kubiak helped Case Keenum throw for 18 TDs and a career-high 3,890 yards in Keenum's 1st season with the team, despite WRs Emmanuel Sanders (injury) and Demaryius Thomas (traded) missing several games.

During the 2017 season, Kubiak assumed responsibilities as the primary QBs coach for the final 6 weeks of the regular season. In Kubiak's 1st year with Denver in 2016, QBs Trevor Siemian and Paxton Lynch combined to throw for nearly twice as many TDs (20) as INTs (11) while accounting for 3,898 passing yards.

Siemian made 24 starts over the course of 2 seasons working

alongside Kubiak, going 13-11 and completing 495 passes for 5,686 yards and 30 TDs.

Before coming to Denver, Kubiak instructed WRs at the University of Kansas in 2015.

A quality control/assistant wide receivers coach for the Minnesota Vikings from 2013-14, Kubiak worked for 1st-year head coach Mike Zimmer 2014, and worked alongside Kevin Stefanski, who coached Minnesota's QBs and TEs in those seasons.

Kubiak started his coaching career at Texas A&M University as a quality control/offense coach from 2010-11 and as a grad assistant/inside WRs coach in 2012. Kubiak earned his master's degree in human resource development at A&M.

A 4-year letterwinner at Colorado State, Kubiak played DB for the Rams from 2005-09. He was named a team captain as a senior and was invited to play in the East-West Shrine Game. Kubiak is married with children.

KUBIAK'S BACKGROUND

Playing

2005-09..... Colorado State // Defensive Back

Coaching

2010-11..... Texas A&M // Quality Control/Offense

2012..... Texas A&M // Graduate Assistant/Inside Receivers

2013-14..... Minnesota Vikings // Quality Control/Asst. Wide Receivers

2015..... University of Kansas // Wide Receivers

2016-18..... Denver Broncos // Offensive Asst./Quarterbacks

2019-..... Minnesota Vikings // Quarterbacks



BRIAN PARIANI

TIGHT ENDS

COACHING EXPERIENCE: 29TH SEASON
NFL EXPERIENCE: 28TH SEASON
VIKINGS EXPERIENCE: 2ND SEASON

Brian Pariani returns for his 2nd season as the TEs coach for the Vikings in 2020, bringing the experience of coaching 3 Pro Bowl TEs and 1 Hall of Famer. Pariani was part of Super Bowl winning clubs with San Francisco (Super Bowl XXIX) and Denver (XXXII and XXXIII), most recently winning Super Bowl 50 to cap the 2015 season.

Pariani has been a part of some of the most prolific and balanced offenses in the league. His teams have finished in the Top 5 in total offense on 15 occasions, ranking 5th or higher in passing offense (9 times) and rushing offense (11 times) in 21 of those seasons. In 2019, Pariani was reunited on the Vikings staff with Gary Kubiak, who he coached with in San Francisco, Denver, Houston, Baltimore and now Minnesota.

Pariani's TEs have contributed to teams that have posted 5 different 4,000-yard passing seasons and 11 total 2,000-yard rushing campaigns during his 21 years coaching that unit.

With nearly 3 decades of coaching experience and 4 Super Bowl titles, Pariani tutored the Vikings TEs as the club adopted a new offense for 2019. Under Pariani's guidance, veteran TE Kyle Rudolph recorded 6 receiving TDs in 2019 to tie for 2nd-most among NFC TEs while cementing his place in the Vikings

record book. Rudolph finished the season with 425 career receptions and 4,154 career receiving yards, trailing only Steve Jordan for the franchise lead among TEs in both categories. Overall, his 425 receptions are the 5th-most in franchise history. With Pariani's help, rookie TE Irv Smith Jr. also had a breakout first season, notching 36 receptions in 2019 to set a new Vikings record for receptions by a rookie TE. Rudolph (39) and Smith (36) ranked 3rd and 4th on the team in receptions and Rudolph's game-winning TD catch at New Orleans in the Wild Card Playoff game gave the Vikings their 1st OT playoff win in team history. The TE group contributed to the offense notching a 1,000-yard rusher and 1,000-yard receiver in the same season for the 1st time since 2009 and QB Kirk Cousins had the best statistical season of his career. The unit helped RB Dalvin Cook break the 1,000-yard mark for the 1st time in his career and earn a Pro Bowl berth.

In his 1st season back with the Broncos in 2015, Pariani oversaw a TE group that combined for 78 receptions for 891 yards (11.4 avg.) with 4 TDs. Despite losing promising rookie Jeff Heuerman to injury prior to the season, veteran Owen Daniels and midseason acquisition Vernon Davis steadied the position

along with Broncos regular Virgil Green.

Denver's passing and running outputs improved steadily throughout Denver's championship season in 2015 with the help of the team's TEs. Daniels was particularly effective in the postseason, catching a pair of touchdowns in Denver's win against New England in the AFC Championship Game. Pariani coached Baltimore's tight ends in Ravens offensive coordinator Gary Kubiak's offense in 2014, instructing a group that combined for 76 catches for 800 yards (10.5 avg.) with 5 touchdowns. The unit overcame the loss of Dennis Pitta to an early-season injury and was led by newcomer Owen Daniels, who ranked 3rd on the club with 48 receptions for 527 yards (11.0 avg.) with 4 touchdowns.

Before his arrival in Baltimore, Pariani coached TEs for the Texans during Gary Kubiak's entire 8-year tenure as head coach. During that time, Houston's offense produced the 4th-most receiving yards (8,003) in the NFL at the TE position while ranking 5th in the league in both catches (682) and receiving touchdowns (58) by that position group.

Houston's TEs were an integral part of one of the league's most balanced offensive attacks from 2008-12, as the Texans were one of just two teams whose total offense, passing and rushing each rank in the Top 5 at least once during that span.

Under Pariani, Daniels developed into one of the league's premier TEs in his first 7 seasons with Houston, earning 2 Pro Bowl selections (2008, '12) and totaling 385 receptions for 4,617 yards (12.0 avg.) with 29 TDs—3rd only to WRs Andre Johnson and DeAndre Hopkins on the franchise's all-time receiving list in those categories.

In 2012, Daniels (62 rec.) combined with TEs James Casey (34 rec.) and Garrett Graham (28 rec.) to give the unit a combined 124 catches to set a team single-season record for that position group. Daniels earned his 2nd Pro Bowl selection that year as the Texans finished with the most wins (12) in club history and advanced to the AFC Divisional Playoffs.

Daniels' 1st Pro Bowl invite came after the 2008 season in which he totaled career highs in receptions (70) and yards (862) as the 2nd-leading receiver for the Texans' 4th-ranked passing offense (266.7 ypg).

Pariani was hired at the Texans' TEs coach in 2006 and was immediately tasked with developing Daniels during his rookie campaign. The 4th-round selection was named to the NFL All-Rookie Team after leading all 1st-year TEs with 34 catches for 352 yards (10.4 avg.) with 5 TDs.

Prior to spending the 2005 season as the offensive

coordinator at Syracuse University, Pariani coached Denver's TEs for 10 years (1995-2004).

During his initial stretch with Denver, where he was a member of the club's 1997 and '98 Super Bowl Championship teams, Pariani's TEs combined for the most receptions (864) and yards (10,007) in the league among their position group in addition to ranking 2nd in the NFL with 75 TD catches.

The unit also was instrumental in assisting Denver's elite rushing attack that produced an NFL-best 140.5 yards per game from 1995-2004. During that stretch 5 different Broncos RBs topped the 1,000-yard mark, including Terrell Davis, who posted just the 4th 2,000-yard rushing season (2,008) in league history in 1998 and was named the NFL's MVP.

Pro Football Hall of Fame TE Shannon Sharpe was named to 4 consecutive Pro Bowls (1995-98) and 3 straight All-Pro teams (1996-98) by the *Associated Press* and posted 2 of his 3 career 1,000-yard receiving seasons (1996, '97) under Pariani. TE Dwayne Carswell combined for 83 receptions for 794 yards with 7 touchdowns from 2000-01 and was rewarded with his 1st career Pro Bowl selection in 2001.

Pariani entered the NFL as a scouting assistant with San Francisco in 1990 and spent 3 additional seasons (1991-94) with the 49ers as an offensive assistant. He earned his 1st career Super Bowl ring as a member of the 1994 team that established franchise records for points (505) and touchdowns (62). San Francisco topped San Diego for the Super Bowl XXIX crown.


A political science major at UCLA, Pariani began his coaching career as a graduate assistant for his alma mater in 1989 under Head Coach Terry Donahue.

He was a 3-sport athlete (football, basketball and baseball) at Marin Catholic High School in Kentfield, Calif., and was born on July 2, 1965 in San Francisco. Pariani and his wife, Stephanie, have 2 daughters, Jessica and Gianna.

PARIANI'S BACKGROUND

Coaching

1989	UCLA // Offensive Graduate Assistant
1990	San Francisco 49ers // Scouting Assistant
1991-94	San Francisco 49ers // Offensive Coaches Assistant
1995-2004	Denver Broncos // Tight Ends
2005	Syracuse // Offensive Coordinator
2006-13	Houston Texans // Tight Ends
2014	Baltimore Ravens // Tight Ends
2015-16	Denver Broncos // Tight Ends
2019-.....	Minnesota Vikings // Tight Ends



AC PATTERSON

OFFENSIVE QUALITY CONTROL

COACHING EXPERIENCE: 8TH SEASON

NFL EXPERIENCE: 2ND SEASON

VIKINGS EXPERIENCE: 2ND SEASON

Ac Patterson enters his 2nd season as an NFL coach in 2020, having worked primarily with Minnesota's RBs in 2019. Patterson arrived in Minnesota after 4 seasons coaching offense at Portland State.

Minnesota's ground game saw major improvements in 2019, as the team's RB group finished with 2,002 yards (2nd among NFL RB groups in 2019) after totaling 1,278 total rushing yards in 2018 (28th among NFL RB groups). RB Dalvin Cook and FB C.J. Ham each earned their first Pro Bowl berth after Cook finished the season with 1,654 scrimmage yards, good for 7th in the NFL in 2019. Rookie RB Alexander Mattison's 4.62 yards per carry ranked 3rd among qualifying rookies in 2019.

Patterson most recently served as Portland State's TE coach and recruiting coordinator during the 2018 season. Under

Patterson's guidance in 2018, junior TE Charlie Taumoepeau posted a team-high 28 receptions for 580 yards and 5 TDs, earning FCS 2nd-Team All-American and 1st-Team All-Big Sky.

In 2017 Patterson assisted in coaching Portland State's RBs, a group that consisted of 4 true freshman and 2 sophomores. As Portland State's OL coach from 2015-16, Patterson guided units that turned in 2 of the top 4 rushing seasons in team history, averaging 250.6 rushing yards per game in 2015 and 243.6 rushing yards per game in 2016. Patterson's group also paved the way for a program-record 531 rushing yards in a victory over Idaho State in 2016. Patterson coached 7 PSU offensive linemen to earn All-Big Sky Conference honors in his 2 seasons working with that unit.

During the 2014 season Patterson served as a volunteer

assistant coach at Jefferson High School in El Paso.

Patterson played OL at Texas-El Paso from 2011-12 and was named to the Conference USA Honor Roll in 2012 before injuries ended his playing career. Patterson spent 2013 as a student assistant under head coach Mike Price, assisting with recruiting, film breakdown and player reports.

Patterson played high school football at Bishop Gorman High School in Las Vegas, earning All-League and All-State honors and helping the team to consecutive state titles. Patterson is married to his wife, Mary, and is the son of Vikings coach Andre Patterson.

PATTERSON'S BACKGROUND

Playing

2011-12 UT-El Paso // Offensive Line

Coaching

2013 UT-El Paso // Student Assistant

2014 Jefferson (El Paso, TX) HS // Assistant Coach

2015-16 Portland State // Offensive Line

2017 Portland State // Running Backs

2018 Portland State // Tight Ends/Recruiting Coordinator

2019- Minnesota Vikings // Offensive Quality Control



KENNEDY POLAMALU

RUNNING BACKS

COACHING EXPERIENCE: 29TH SEASON

NFL EXPERIENCE: 10TH SEASON

VIKINGS EXPERIENCE: 4TH SEASON

Kennedy Polamalu brings 28 years of coaching experience to his 10th NFL season, and 4th with the Vikings, in 2020. A veteran coach, Polamalu's reputation as a teacher and emphasis on technique earned him the respect of players and fellow coaches as a top tutor of RBs in the NFL and college.

In 2019, Polamalu coached RB Dalvin Cook to a breakout season as Cook earned NFC Offensive Player of the Week and FedEx Ground Player of the Week honors and was named as a starter at the 2019 Pro Bowl after leading all non-quarterbacks in fan voting. FB C.J. Ham also was named to the Pro Bowl for his part in the Vikings rushing attack. Cook finished the 2019 regular season with 1,135 rushing yards, 10th-most in the NFL, and became the 8th player in franchise history to eclipse 1,000 rushing yards in a single season. Cook's 13 rushing touchdowns in 2019 ranked 4th in the NFL and tied for the 2nd most by a Viking in a single season, trailing only Adrian Peterson (18 rush TDs in 2009). Cook also became 1 of 9 players in NFL history to record 500+ rushing yards and 200+ receiving yards in the first 5 games of a season. He became the 5th player in NFL history to open a season with 3 consecutive games of 110+ rushing yards and 1+ rushing TDs, joining HOFers Jim Brown, Curtis Martin, O.J. Simpson and Emmitt Smith.

The 2018 Vikings RBs workload was split equally between veteran Latavius Murray and 2nd-year back Dalvin Cook as he returned from a knee injury suffered early in his rookie season. Murray carried the load early in the season before Cook returned to full strength. Murray posted a career-high 155 yard rushing

day vs. Arizona (10/14) and Cook had a career day vs. Miami (12/16) when he posted 163 scrimmage yards with 136 and 2 TDs on the ground to earn his 1st NFC Offensive Player of the Week Award. Cook proved his value in the passing game during the season as well, reeling in 40 catches and 2 TDs.

In his 1st season with the Vikings in 2017, rookie sensation Cook set a team record for rookies with 288 yards in the opening 3 games of the season but was lost to injury for the season in the 4th game. Cook's production was replaced by the duo of Murray (842 yds, 8 TD) and Jerick McKinnon (574 yds, 3 TD) who combined for 1,412 yards and 11 rushing TDs. Murray carried the load with a team-high 216 attempts and 842 yards. Murray came on strong late in the season, notching 745 of his yards and all 8 TDs, including a pair of 100-yard outings, in the final 10 games of the season. All 3 RBs and FB C.J. Ham showed prowess in pass protection, helping keep Case Keenum and Sam Bradford safe. Keenum had a career-year as he went 11-3 as a starter following Bradford's early-season injury.

Under Polamalu's guidance, RB Paul Perkins became the 1st Bruin since DeShaun Foster (2000-01) to register consecutive 1,000-yard rushing seasons and the 1st player at his position in program history to record 80 career receptions. Perkins, who was selected by the New York Giants in the 2016 NFL Draft, earned 2nd-Team All-Pac-12 recognition after rushing for 1,343 yards and 14 TDs as a senior. In 2014, Perkins experienced a breakout campaign, becoming the 2nd player in team history to lead the Pac-12 in rushing with 1,575 yards (2nd-best in school



history).

Prior to his 2nd UCLA stint, Polamalu was the offensive coordinator and RBs coach at his alma mater, USC, from 2010-12. In Polamalu's system, QB Matt Barkley became the all-time leading passer in school and conference history, throwing for 12,327 yards and 116 TDs. In 2011, Barkley finished 6th in the Heisman Trophy voting after completing 308 of 445 passes for 3,528 yards, 39 TDs (school record) and a 69.2% completion rate (school record), leading the Trojans to a #6 finish in the AP poll. That same season, RB Curtis McNeal received All-Pac-12 Honorable Mention after gaining 1,005 yards with a 6.9 avg.

Polamalu coached the RBs in Jacksonville (2005-09) and Cleveland (2004). The Jaguars totaled the 3rd-most rushing yards (133.7 ypg) and 2nd-most rushing TDs (95) in the league from 2005-09, and 2 Jacksonville RBs earned Pro Bowl nods during that span: Fred Taylor (2007) and Maurice Jones-Drew (2009). In his Pro Bowl season under Polamalu, Jones-Drew rushed for 1,391 yards (4th in the NFL) and 15 TDs (2nd).

With the Browns, they 1 of 7 NFL team with multiple 500-yard rushers: Lee Suggs (744) and William Green (585).

Polamalu had deep roots at USC where he was a player and involved in coaching or recruiting Heisman winners Carson Palmer, Matt Leinart and Reggie Bush. He recruited the heralded 'Thunder and Lightning' backfield of Bush and Lendale White while at USC. He joined USC for the 2000-03 seasons, coaching RBs and special teams in that span. Prior to joining the USC coaching staff, Polamalu served as Colorado's RBs coach for 2 seasons (1997-98) between stints at San Diego State as the LBs coach (1999) and RBs coach (1994-96).

Polamalu gained his 1st coaching experience on the college level as a graduate assistant at UCLA, where he worked with the DBs and special teams. In 1993, the Bruins earned a share of the Pac-10 title and competed in the Rose Bowl.

Polamalu began his coaching career as a volunteer assistant at Crespi High School in Encino, CA, where he stayed for 3 seasons (1986-88) before coaching at Westlake High School in Westlake Village, CA, for 3 years (1989-91). While

at Crespi, Polamalu helped lead the Carmelite to the 1986 CIF Division I championship in his 1st year with the team.

Polamalu's nephew, Troy Polamalu, played 12 seasons and won 2 Super Bowls with the Steelers; his brother, Ao Polamalu, played football at Penn State (1985-87); his nephew, Nicky Sualua played RB for the Bengals and Cowboys after his college career at Ohio State; and 3 of his nephews played college football: Leie Sualua (Oregon), Joe Polamalu (Oregon State) and Kaio Aumua (UTEP).

Polamalu, who received his bachelor's degree in history from USC in 1987, attended Mater Dei High School in Santa Ana, CA, where he was an All-American in football, member of the basketball and track teams and served as the student body president. He and his wife, Diane, have 3 children: K.C. (USC), Matthew Aatoa, and Raymond Tre (UCLA) along with daughter-in-law Theresa and grandson, Tre. Born on 11/22/63, Polamalu is a native of Pago Pago, American Samoa.

POLAMALU'S BACKGROUND

Player

1982-85.....Southern California // FB/LB

Coach

1986-88Crespi (CA) High // Assistant Coach
1989-91Westlake (CA) High // Assistant Coach
1992-93UCLA // Graduate Assistant
1994-96San Diego State // Special Teams/RBs
1997-98Colorado // RBs
1999San Diego State // LBs
2000USC // RBs
2001USC // Special Teams Coordinator
2002-03USC // Special Teams Coordinator/RBs
2004Cleveland Browns // RBs
2005-09Jacksonville Jaguars // RBs
2010-12USC // Offensive Coordinator // RBs
2014-15UCLA // RBs
2016UCLA // Offensive Coordinator
2017-Minnesota Vikings // RBs



NICK RALLIS

DEFENSIVE QUALITY CONTROL-ASSISTANT LINEBACKERS

COACHING EXPERIENCE: 4TH SEASON

NFL EXPERIENCE: 3RD SEASON

VIKINGS EXPERIENCE: 3RD SEASON

Nick Rallis enters his 4th season of coaching and 3rd as the Vikings Defensive Quality Control/Assistant LBs coach in 2020. During his time with the Vikings, Rallis has fulfilled day-to-day operations for the defensive staff and assisted Co-Defensive Coordinator/LBs coach Adam Zimmer.

With Rallis' assistance, LB Eric Kendricks turned in a career year in 2019, earning AP 1st Team All-Pro honors and receiving his 1st career Pro Bowl bid after leading the Vikings in tackles for the 5th consecutive season and recording 12 passes defensed, tied for most among NFL LBs in 2019. Pro Football Focus tabbed Kendricks as the NFL's highest-graded LB in 2019, boasting a score of 90.5. Rallis also aided in the growth of 3rd-year undrafted LB Eric Wilson, who recorded career-highs in starts (6), total tackles (57), TFLs (6) and sacks (3.0) in 2019.

Prior to joining the Vikings Rallis spent the 2017 season as a graduate assistant at Wake Forest.

An Edina, Minnesota native, Rallis played LB at the University of Minnesota from 2012-16. During the 2016-17 school year Rallis was named Academic All-Big Ten and selected as a

Big Ten Distinguished Scholar. Rallis saw action in 26 games for the Gophers and started 3 games as a senior in 2016. In his final collegiate game he had 5 tackles and a sack in the Holiday Bowl win over Washington State.

Rallis studied business marketing at Minnesota and earned his master's degree in sport and exercise science. His older brother, Mike, also played LB for the Gophers from 2008-12, where he was teammates with former Vikings CB and career punt return record holder Marcus Sherels.

RALLIS'S BACKGROUND

Playing

2012-16Minnesota // Linebacker

Coaching

2017Wake Forest // Graduate Assistant
2018-Minnesota Vikings // Defensive Quality Control



PHIL RAUSCHER

ASSISTANT OFFENSIVE LINE

COACHING EXPERIENCE: 17TH SEASON

NFL EXPERIENCE: 6TH SEASON

VIKINGS EXPERIENCE: 1ST SEASON

Phil Rauscher joins the Vikings staff in 2020 for his 6th NFL season after most recently serving as the OL coach for Washington in 2019. Rauscher will work with Offensive Line/Run Game Coordinator Rick Dennison, who he coached with on the Denver staff during the 2015-16 seasons. Rauscher also coached alongside Gary Kubiak, Brian Pariani and Clint Kubiak as a member of the Broncos coaching staff.

Rauscher was promoted from assistant OL coach to OL coach when Bill Callahan was appointed interim head coach prior the Washington's 6th game of the 2019 season. In the 11 games Rauscher served as OL coach, the Redskins totaled 1,239 rushing yards and 4.62 yards per carry, 8th-best in the NFL.

In 2018, the Redskins finished the season 2nd in the NFL in fourth quarter average yards per carry with a mark of 4.95. The team also finished 5th in the league in 4th quarter rushing yards and average rushing yards in the 4th quarter with 554 yards and a 34.6 average, respectively. The line play also helped Adrian Peterson become the 1st Washington RB with 1,000+ yards since 2014.

Rauscher joined the Redskins having previously spent three seasons with the Denver Broncos, including serving as Assistant to Head Coach Vance Joseph in 2017. He spent 2015-16 serving as an offensive assistant on the Broncos staff, helping guide the team to victory in Super Bowl 50 following the 2015 campaign.

Prior to his tenure in Denver, Rauscher spent one season as the OC/OL coach at California Lutheran following 2 seasons as

TEs coach and recruiting coordinator at Hawaii from 2012-13.

Rauscher spent the 2011 season at the University of Utah, where he was an administrative assistant and TEs coach. Prior to his time at Utah, he served as offensive coordinator at Dixie State University in 2010.

Rauscher began coaching at his alma mater, UCLA, in 2006 as an undergraduate assistant and earned three letters as an offensive lineman before injuries cut his career short. After earning his bachelor's degree in history, Rauscher served as a graduate assistant at UCLA from 2008-09, assisting with TEs.

RAUSCHER'S BACKGROUND

Playing

2004-05.....UCLA // Offensive Line

Coaching

2006-07.....UCLA // Undergraduate Assistant

2008-09.....UCLA // Graduate Assistant

2010.....Dixie State // Offensive Coordinator

2011.....Utah // Admin. Assistant/Tight Ends

2012-13.....Hawaii // Recruiting Coordinator/Tight Ends

2014.....California Lutheran // Offensive Coordinator


2015-16.....Denver Broncos // Offensive Assistant

2017.....Denver Broncos // Assistant to the Head Coach

2018-19.....Washington Redskins // Assistant Offensive Line

2019.....Washington Redskins // Offensive Line

2020-.....Minnesota Vikings // Assistant Offensive Line



MARK UHEYAMA

DIRECTOR OF COMPETITION DEVELOPMENT

COACHING EXPERIENCE: 23RD SEASON

NFL EXPERIENCE: 13TH SEASON

VIKINGS EXPERIENCE: 4TH SEASON

Mark Ueyama begins his 4th season with the Vikings and second as the club's Director of Competition Development in 2020.

Ueyama joined the Vikings just prior to 2017 Training Camp and helped the team transition into the new Twin Cities Orthopedics Performance Center facilities for the 2018 season.

Before joining the Minnesota Vikings, Ueyama spent the previous 9 seasons with the San Francisco 49ers, highlighted by the club's run to 3 consecutive NFC Championship Games and an appearance in Super Bowl XLVII against Baltimore.

Ueyama spent during his tenure with the 49ers, spending his final 2 seasons as the club's Director of Human Performance (2015-16). He was the Head Strength and Conditioning Coach for the franchise from 2011-14 and Assistant Strength and Conditioning Coach from 2008-10. Ueyama was named Samson Equipment's NFL Strength & Conditioning Coach of the Year by American Football Monthly in 2011.

Ueyama will manage the strength and conditioning programs for all Vikings players and work in conjunction with the medical staff on rehabilitation for injured players.

Prior to joining the 49ers, Ueyama was Head Strength Coach at Utah State University from 2004-07. He is a University of Utah graduate and worked as a student assistant strength

coach for 2 years with the Utes. He moved on to a graduate assistant role at Utah State and then a graduate assistant position at Arizona State from 2001-03 while working on his master's degree. He earned his master's in higher and post-secondary education in 2003 from ASU.

As a student-athlete, Ueyama played football at Butte Community College in California before moving on to Northern State University in Aberdeen, SD. Ueyama resides in Edina.

UHEYAMA'S BACKGROUND

Player

1994-95.....Butte Community College // DL

1996-97.....Northern State // DL

Coach

1998-00.....Utah // Strength and Conditioning Student Asst.

2000-01.....Utah State // Strength and Conditioning GA

2001-03.....Arizona State // Graduate/Coaching Assistant

2004-07.....Utah State // Head Strength and Conditioning


2008-10.....San Francisco 49ers // Asst. Strength and Conditioning

2011-14.....San Francisco 49ers // Head Strength and Conditioning

2015-16.....San Francisco 49ers // Director of Human Performance

2017-18.....Minnesota Vikings // Head Strength and Conditioning

2019-.....Minnesota Vikings // Director of Competition Development



VICE PRESIDENT OF SPORTS MEDICINE/HEAD ATHLETIC TRAINER

NFL EXPERIENCE: 14TH SEASON
VIKINGS EXPERIENCE: 15TH SEASON

ERIC SUGARMAN

Eric Sugarman enters his 24th NFL season and his 15th with the Vikings in 2020. This will be his 3rd season serving on the Vikings Leadership Team as the Vice President of Sports Medicine/Head Athletic Trainer. Sugarman has been part of 8 Division championship teams since 2000 and 11 playoff teams, winning 4 NFC North titles and making 6 playoff appearances with the Vikings.

Sugarman and his staff were recognized by their peers as the NFL's Athletic Training Staff of the Year for 2017 in an event held in conjunction with the annual Ed Block Courage Award gala, the highest honor for an NFL athletic training staff. Sugarman and staff worked closely with Vikings leadership and the NFL navigating the Coronavirus shutdown and health protocols that made for an unprecedented 2020 offseason.

During his tenure with the Vikings, Sugarman and his staff have been instrumental in helping several players return from severe injuries by creating or enhancing rehabilitation protocols. During the 2012 offseason, Sugarman and his staff worked with RB Adrian Peterson on his remarkable comeback from a severe knee injury in late December 2011. Peterson returned to action for the 2012 season opener and went on to exceed all outside expectations by rushing for 2,097 yards, the 2nd-best season in NFL history, and earning NFL Most Valuable Player and Offensive Player of the Year honors in the NFL along with 1st-Team All-Pro and Pro Bowl recognition.

Sugarman's staff has overseen many complicated and unique rehab protocols including those of LBs Chad Greenway, Heath Farwell and E.J. Henderson, who suffered season-ending injuries in their careers but returned to earn Pro Bowl berths.

With the Vikings, Sugarman oversees the recognition, immediate care and rehabilitation of all injuries sustained. He and his staff implement and maintain proactive treatment and rehabilitation programs. Sugarman also oversees the Vikings nutrition program, where he works closely with the team chef and team dietician. As the Vikings moved into Twin Cities Orthopedics Performance Center for the 2018 season, Sugarman and staff were integrally involved in the design of athletic training facilities and the equipment in the state-of-the-art facility.

The Vikings athletic training staff has broad-based experience in athletic training and has trained under some of the most respected professionals in their field. The staff prides itself on being proactive while using the most current evidence-based concepts, modalities and principles. The athletic training staff members are Performance Enhancement and Corrective Exercise Specialists credentialed through the National Academy of Sports Medicine. The Vikings staff has been trained in the Advanced Graston technique, a patented form of instrument-assisted soft tissue mobilization that works to effectively break down scar tissue and fascial restrictions. The staff takes courses each off-season which have included myofascial release techniques, dry needling and Blood Flow Restriction therapy. Sugarman has worked closely with Sleep Number partnering to provide the athletes and staff with sleep education. He has worked closely with various companies to assist with the implementation of new sports vision training concepts. Sugarman also has a strong working relationship with Starkey Hearing of Eden Prairie, allowing him to bring state-of-the-art hearing enhancement and ear protection to the team and staff.

Sugarman spent the 1997-99 seasons with the Chicago Bears and the 2000-05 campaigns with Philadelphia. Sugarman got his first taste of the NFL as a summer intern for the Bears' athletic training staff from 1993-95.

Sugarman earned his bachelor's degree in health and physical education with an emphasis in athletic training from West Chester University and went on to earn his master's degree in sports management at the University of Richmond. During his tenure at Richmond, Sugarman served as the graduate assistant athletic trainer for the Spiders football team and head athletic trainer for the Spiders' baseball squad. In 1994-95, Sugarman served as assistant athletic trainer at West Chester and worked as an instructor at the school. In 1996 Sugarman served as an athletic trainer in the Chicago Cubs organization.

Sugarman joined the Bears as an assistant trainer from 1997-99 before moving to the Eagles in a similar role in 2000. The Eagles were noted for progressive rehab programs. That athletic training staff played an integral part in helping Terrell Owens return from ankle surgery during the regular season in time for Super Bowl XXXIX.

Sugarman is an active member of the Professional Football Athletic Trainers Society where he serves as a member of the NFL's Accountability and Care Committee as well as serving on the PFATS Foundation committee. Sugarman is a member of Twin Cities Dunkers, is an American Heart Association Basic Life Support, AED and First Aid certified instructor and in 2003 he received the PFATS "Big Heart" award for saving the life of a fellow Eagles employee by performing CPR. In 2010, Sugarman and Vikings Head Coach Brad Childress were co-winners of the American Optometric Association's Eagle Award and in 2009 ESPN Magazine recognized him as the NFL's Most Irreplaceable Athletic Trainer. In 2011, Sugarman was inducted into the Hazleton, PA Area Sports Hall of Fame. In 2013, the Vikings were recognized with the Excellence in Aquatics Award by HydroWorx in honor of their progressive use of aquatic therapy.

In 2014, Sugarman helped to implement a program to provide certified athletic trainers for football players in 13 public Minneapolis and St. Paul high schools, servicing over 600 players for practices and games. The program, in partnership with Twin Cities Orthopedics and Tria Orthopaedic Center and with funding help from the Vikings and the National Football League Foundation, will help to ensure the safety and welfare of young players. Sugarman and his staff were awarded the Minnesota Athletic Trainers' Association Sports Medicine Enhancement Award for 2016 during the MATA Annual Meeting and Clinical Symposium for their role played in expanding access to certified athletic trainers for athletes at Minneapolis and St. Paul public high schools. In 2019 Sugarman was recognized by the Minnesota Chapter of the National Football Foundation with their Fred Zamberletti Award, recognizing the top athletic trainer in Minnesota.

Sugarman and his wife, Heather, reside in Chanhassen, MN, with their sons, Jake and Ben.



PLAYER BIOS



31

AMEER ABDULLAH

2020 GP/GS

14/0

Career GP/GS

72/22

Playoffs GP/GS

2/0

(35/22 DET, 37/0 MIN)

• Has taken a leading role on Vikings Social Justice Committee, especially following the events of May and June 2020 in Minneapolis that brought worldwide attention to the topic.

• Played with Vikings LT Riley Reiff while with the Lions.

OFF THE FIELD

• In collaboration with Project Success, traveled with Vikings teammates and Twin Cities area students to Washington, D.C., to tour the National Museum of African American History and Culture. He also visited the United States Holocaust Memorial Museum during the 2019 offseason.

• After being contacted by Dearborn, Mich., students on social media, Abdullah personally assisted local youth groups with ongoing water donation drives for the residents of Flint, Mich., over two years. Impressed by the students' hand-written thank-you notes, Abdullah cited the students' ability to use social media for the greater good as what drew him to the group.

• Is the youngest of 9 siblings, all of whom have earned college degrees. He has 2 brothers and 6 sisters. Among his siblings include 2 lawyers, 1 CNN producer, 1 bank branch manager and business owners.

• Graduated from Nebraska with a degree in history, which he completed in 3-and-a-half years. Earned Academic All-Big Ten honors in 2013 and 2014.

HONORS

• NFC Special Teams Player of the Week at Green Bay (11/15/15).

• Voted by his Lions teammates as the Mel Farr Rookie of the Year Award recipient in 2015.

PRO

• Signed with Minnesota on 3/18/19.

• Claimed by Minnesota via waivers on 11/7/18.

• Waived by Detroit on 11/6/18.

• Placed on Reserve/Injured list on 9/21/16 with a foot injury.

• Originally selected by the Detroit Lions in the 2nd Round (#54 overall) of the 2015 NFL Draft.

2020: MINNESOTA VIKINGS

• Saw action, but did not record any stats in Weeks 1-2 and 4.

• Returned two kickoffs for 47 yards vs. Tennessee (9/27).

• Returned two kickoffs for 37 yards, including a 20-yard return, at Seattle (10/11).

• Tallied seven yards on two rushes and returned three kickoffs for 73 yards, including a 29-yard return, vs. Atlanta (10/18).

• Returned a kickoff nine yards as the Vikings upset Green Bay in Week 8 (11/1).

• Scored a career-long 22-yard receiving touchdown vs. Detroit (11/8).

• Had two rushes for 11 yards vs. Jacksonville (12/6).

• Tallied 11 yards on three carries and had two receptions for 10 yards.

• Returned a kickoff a season-long 30 yards vs. Chicago (12/20).

2019: MINNESOTA VIKINGS

• Recorded 5 KO returns for 148 yards at San Francisco (11/11/20), the 2nd-highest kickoff return yardage total of his career.

COLLEGE: Nebraska

ACQUIRED: W (DET) 2018

NFL SEASON: 6

VIKINGS SEASON: 3

• Made his NFL playoff debut in the Wild Card win at New Orleans (1/5/20).

• Served as Minnesota's primary kickoff returner in 2019, recording 13 returns for 325 yards (25.0 avg.) with a long of 38.

• Set a career high with 7 special teams tackles in 2019.

• Notched a season-high 27 rushing yards on 4 carries vs. Green Bay (12/23) while catching a career-high 6 passes for 31 yards.

• Had season-high 5 carries for 25 yards at LA Chargers (12/15).

• Caught a 16-yard TD pass from Kirk Cousins in the 3rd quarter at Kansas City (11/3), his 1st TD as a Minnesota Viking.

• Played in his 50th career game vs. Washington (10/24), wrapping up 1 special teams tackle.

• Posted the team's longest kick return of the season at Detroit (10/20) by going 38 yards on his 2nd kick return of the game. The 38-yard run-back was the 2nd-longest of his career.

2018: MINNESOTA VIKINGS/DETROIT LIONS

• Served as Minnesota's primary kick returner for the final 7 games of the season after beginning the year with Detroit.

• Had 2 KOR for 52 yards and notched 1 special teams tackle at Detroit (12/23) in his 1st meeting with his former team.

• Made his Vikings debut at Chicago (11/18), catching 1 pass for 10 yards and returning 2 kickoffs for 57 yards.

• Claimed by Minnesota on 11/7/18.

• Waived by Detroit on 11/6/18.

• Made 3 game appearances for Detroit to start the 2018 season.

2017: DETROIT LIONS

• Set career highs with 165 carries and 4 rushing TDs.

• Inactive in Weeks 13-14.

• Rushed for a career-high 94 yards and 1 TD on 20 attempts in Week 4 at Minnesota (10/1).

2016: DETROIT LIONS

• Placed on injured reserve (foot) on Sept. 21, 2016.

• Rushed 6 times for 38 yards in Week 2 (9/18) vs. Tennessee before a 2nd quarter injury sidelined him.

• Led the ground attack for Detroit in Week 1 at Indianapolis (9/11) with 63 rushing yards on 12 carries. Hauled in 5 receptions for 57 yards and 1 touchdown in the victory.

2015: DETROIT LIONS

• Contributed both on offense and special teams as a return man in his 1st NFL season.

• Finished his debut season with a career-high 597 rushing yards. As a return man, posted career highs with 37 kickoff returns for 1,077 yards.

• With 115 all-purpose yards (44 rushing, 7 receiving, 64 kickoff returns) in Week 17 at Chicago, Abdullah became the 3rd rookie in team history with 1,800+ all-purpose yards (RB Billy Sims, 1,907 in 1980; RB Barry Sanders, 1,870 in 1989). His total of 1,857 is the 3rd-most by a rookie in franchise history. In total, he gained 780 yards from scrimmage (597 rushing, 183 receiving) and 1,077 on kickoff returns.

• With 117 all-purpose yards in the Lions' 32-17 win over San Francisco (12/27) Abdullah became the 3rd Lions rookie to reach 1,700+ all-purpose yards.

• Returned 2 kickoffs for 134 yards at Green Bay (11/15), including a 104-yard return, which tied an NFL record for the longest non-scoring play.

- Returned 6 kickoffs for 151 yards, which are both career-highs, in Week 8 at Kansas City in London (11/1).
- Notched his 1st NFL receiving TD vs. Denver (9/27).
- Had 94 total yards from scrimmage in his NFL debut at San Diego (9/13), the 3rd-most by a Lions rookie in Week 1 since 1960 and the most since RB Billy Sims registered 153 total yards at the LA Rams (9/7/80). Also scored his 1st NFL TD on a 24-yard rush.

COLLEGE

- Ended his collegiate career at Nebraska as the only player to record 3-consecutive seasons with 1,000+ rushing yards (1,137 in 2012; 1,690 in 2013; 1,611 in 2014).
- Started in all 53 games he played and concluded his 4-year career with 813 carries, 4,744 yards and 29 TDs, as well as 73 receptions for 690 yards and 7 TDs as a receiver.
- As a return man, his career included 61 KO returns for 1,592

- yards and 1 TD, and 31 punt returns for 316 yards and 1 TD.
- Totaled 7,186 all-purpose yards on 978 attempts in 53 games (135.6 yards per game).
- As a senior was named a 2014 2nd-Team All-American (Walter Camp, CBS, Scout, Athlon, *Associated Press*, *Sports Illustrated*), 2014 Doak Walker Finalist and 2014 2nd-Team All-Big Ten.
- Named a 2013 1st Team All-Big Ten and 3rd Team All-American by the *Associated Press* as a junior and earned 2nd Team All-Big Ten honors as a sophomore.

PREP

- As a senior at Homewood High, rushed for 1,800 yards while adding 515 yards receiving and 4 punt return TDs. Named the 2010 Alabama South Region Player of the Year.
- Participated in track and field, competing as a sprinter and long jumper.



Ameer Abdullah and teammates spoke with All Square, a Twin Cities-based organization that advocates for social change by reacquainting people with criminal records through counseling, legal services and employment during the 2019 season.

ABDULLAH'S NFL TOTALS													
Year	GP/GS	RUSHING						RECEIVING					
		Att.	Yds.	Avg.	Lg.	TD		No.	Yds.	Avg.	Lg.	TD	ST Tkl.s.
2015 (Det)	16/9	143	597	4.2	36	2		25	183	7.3	36	1	0
2016 (Det)	2/2	18	101	5.6	24	0		5	57	11.4	18	1	0
2017 (Det)	14/11	165	552	3.3	34	4		25	162	6.5	22	1	0
2018	10/0	1	1	1.0	1	0		3	28	9.3	12	0	1
(Det)	3/0	1	1	1.0	1	0		2	18	9.0	12	0	0
(Min)	7/0	0	0	0.0	0	0		1	10	10.0	10	0	1
2019 (Min)	16/0	23	115	5.0	15	0		15	88	5.9	16t	1	7
Playoffs	2/0	1	9	9.0	9	0		1	7	7.0	7	0	2
2020 (Min)	14/0	7	29	4.1	7	0		5	51	10.2	22t	1	1
Total	72/22	357	1395	3.9	36	6		78	569	7.3	36	5	9
Playoffs	2/0	1	9	9.0	9	0		1	7	7.0	7	0	2

KICKOFF RETURNS					
Year	KOR	Yds.	Avg.	Lg.	TD
2015 (Det)	37	1,077	29.1	104	0
2016 (Det)	0	0	0.0	0	0
2017 (Det)	8	179	22.4	29	0
2018	14	365	26.1	33	0
(Det)	4	107	26.8	32	0
(Min)	10	258	25.8	33	0
2019 (Min)	13	325	25.0	38	0
Playoffs	6	151	25.2	39	0
2020 (Min)	11	245	22.3	30	0
Total	83	2191	26.4	104	0
Playoffs	6	151	25.2	39	0

SINGLE-GAME CAREER HIGHS (* - playoffs)	
Rushing Attempts 21 at Green Bay, 11/6/17
Rushing Yards 94 at Minnesota, 10/1/17
Long Rush 36 vs. Green Bay, 12/3/15
Rushing TD 1 6x, last vs. Green Bay, 12/31/17
Receptions 6 vs. Green Bay, 12/23/19
Receiving Yards 57 at Indianapolis, 9/11/16
Long Reception 36 at San Diego, 9/13/15
Receiving TDs 1 5x, last vs. Detroit, 11/8/20
All-Purpose Yards 212 at New Orleans, 12/21/15
Kickoff Returns 6 at Kansas City, 11/1/15
KO Return Yards 151 at Kansas City, 11/1/15
Long KO Return 104 at Green Bay, 11/15/15

ABDULLAH'S TOUCHDOWNS

GAME	PLAY
at San Diego, 9/13/15	24 rush
vs. Denver, 9/27/15	16 pass from Stafford
at New Orleans, 12/21/15	15 rush
vs. Indianapolis, 9/11/16	11 pass from Stafford
at Minnesota, 10/1/17	3 rush
at Green Bay, 11/6/17	4 rush
vs. Cleveland, 11/12/17	8 rush
at Chicago, 11/19/17	2 pass from Stafford
vs. Green Bay, 12/31/17	7 rush
at Kansas City, 11/3/19	16 pass from Cousins
vs. Detroit, 11/8/20	22 pass from Cousins
Total	11 (6 rushing, 5 receiving)

ABDULLAH'S CAREER GAME-BY-GAME (* starts)

2015	DET	RUSHING					RECEIVING				
		Att.	Yards	Avg.	Long	TD	No.	Yards	Avg.	Long	TD
9/13	@ SD	7	50	7.1	24T	1	4	44	11.0	36	0
9/20	@ MIN*	6	9	1.5	7	0	1	9	9.0	9	0
9/27	DEN	8	23	2.9	9	0	2	19	9.5	16T	1
10/5	@ SEA*	13	33	2.5	9	0	2	11	5.5	12	0
10/11	ARI	6	16	2.7	5	0	1	9	9.0	9	0
10/18	CHI*	14	48	3.4	12	0	3	21	7.0	13	0
10/25	MIN	8	43	5.4	13	0	0	0	0.0	0	0
11/1	@ KC	1	3	3.0	3	0	0	0	0.0	0	0
11/15	@ GB	5	15	3.0	9	0	1	7	7.0	7	0
11/22	OAK	12	44	3.7	9	0	1	2	2.0	2	0
11/26	PHI*	16	63	3.9	23	0	1	12	12.0	12	0
12/3	GB*	13	67	5.2	36	0	0	0	0.0	0.0	0
12/13	@ STL*	7	23	3.3	7	0	2	21	10.5	14	0
12/21	@ NO*	9	77	8.6	27	1	2	12	6.0	7	0
12/27	SF*	8	39	4.9	10	0	4	9	2.3	4	0
1/3/16	@ CHI*	10	44	4.4	11	0	1	7	7.0	7	0
GP/GS: 16/9		143	597	4.2	36	2	25	183	7.3	36	1

2016	DET	Att.	Yards	Avg.	Long	TD	No.	Yards	Avg.	Long	TD
9/11	@ IND*	12	63	5.3	13	0	5	57	11.4	18	1
9/18	TEN*	6	38	6.3	24	0	0	0	0.0	0	0
9/25	@ GB	INJURED RESERVE									
10/2	@ CHI	INJURED RESERVE									
10/9	PHI	INJURED RESERVE									
10/16	STL	INJURED RESERVE									
10/23	WAS	INJURED RESERVE									
10/30	@ HOU	INJURED RESERVE									
11/6	@ DET	INJURED RESERVE									
11/20	JAX	INJURED RESERVE									
11/24	MIN	INJURED RESERVE									
12/4	@ NO	INJURED RESERVE									
12/11	CHI	INJURED RESERVE									
12/18	@ NYG	INJURED RESERVE									
12/26	@ DAL	INJURED RESERVE									
1/1/16	GB	INJURED RESERVE									
GP/GS: 2/2		18	101	5.6	24	0	5	57	11.4	18	1

RUSHING							RECEIVING				
2017	DET	Att.	Yards	Avg.	Long	TD	No.	Yards	Avg.	Long	TD
9/10	ARI*	15	30	2.0	7	0	3	11	3.7	6	0
9/18	@ NYG*	17	86	5.1	34	0	0	0	0.0	0	0
9/24	ATL*	14	47	3.4	11	0	3	39	13.0	22	0
10/1	@MIN*	20	94	4.7	29	1	3	15	5.0	8	0
10/8	CAR*	10	31	3.1	16	0	1	3	3.0	3	0
10/15	@ NO*	14	54	3.9	34	0	0	0	0.0	0	0
10/29	PIT*	11	27	2.5	8	0	3	11	3.7	8	0
11/6	@ GB*	21	48	2.3	11	1	1	9	9.0	9	0
11/12	CLE*	11	52	4.7	20	1	1	3	3.0	3	0
11/19	@ CHI*	11	22	2.0	11	0	2	13	6.5	11	1
11/23	MIN*	6	14	2.3	5	0	3	29	9.7	18	0
12/3	@ BAL	INACTIVE									
12/10	@ TB	INACTIVE									
12/16	CHI	1	8	8.0	8	0	3	13	4.3	11	0
12/24	@ CIN	6	21	3.5	6	0	1	5	5.0	5	0
12/31	GB	8	18	2.3	7	1	1	11	11.0	11	0
GP/GS: 14/11		165	552	3.4	34	4	25	162	6.5	22	1

2018	DET/MIN	Att.	Yards	Avg.	Long	TD	No.	Yards	Avg.	Long	TD
9/10	NYJ	INACTIVE									
9/16	@ SF	INACTIVE									
9/23	NE	INACTIVE									
9/27	@ DAL	INACTIVE									
10/7	GB	0	0	0.0	0	0	0	0	0.0	0	0
10/21	@ MIA	1	1	1.0	1	0	1	12	12.0	12	0
10/28	SEA	0	0	0.0	0	0	1	6	6.0	6	0
11/4	@ MIN	INACTIVE									
WAIVED BY DETROIT 11/6/18											
CLAIMED BY MINNESOTA 11/7/18											
11/18	@ CHI	0	0	0.0	0	0	1	10	10.0	10	0
11/25	GB	0	0	0.0	0	0	0	0	0.0	0	0
12/2	@ NE	0	0	0.0	0	0	0	0	0.0	0	0
12/10	@ SEA	0	0	0.0	0	0	0	0	0.0	0	0
12/16	MIA	0	0	0.0	0	0	0	0	0.0	0	0
12/23	@ DET	0	0	0.0	0	0	0	0	0.0	0	0
12/31	CHI	0	0	0.0	0	0	0	0	0.0	0	0
GP/GS: 10/0		1	1	1.0	1	0	3	28	9.3	12	0

2019	MIN	Att.	Yards	Avg.	Long	TD	No.	Yards	Avg.	Long	TD
9/8	ATL	2	8	4.0	6	0	0	0	0.0	0	0
9/15	@ GB	1	2	2.0	2	0	0	0	0.0	0	0
9/22	OAK	0	0	0.0	0	0	0	0	0.0	0	0
9/29	@ CHI	0	0	0.0	0	0	2	14	7.0	8	0
10/6	@ NYG	3	24	8.0	15	0	0	0	0.0	0	0
10/13	PHI	0	0	0.0	0	0	0	0	0.0	0	0
10/20	@ DET	0	0	0.0	0	0	0	0	0.0	0	0
10/24	WAS	0	0	0.0	0	0	0	0	0.0	0	0
11/3	@ KC	1	2	2.0	0	0	1	16	16.0	16t	1
11/10	@ DAL	0	0	0.0	0	0	0	0	0.0	0	0
11/17	DEN	1	5	5.0	5	0	2	11	5.5	6	0
12/2	@ SEA	0	0	0.0	0	0	0	0	0.0	0	0
12/8	DET	0	0	0.0	0	0	1	2	2.0	2	0
12/15	@ LAC	5	25	5.0	11	0	0	0	0.0	0	0
12/23	GB	4	27	6.8	15	0	6	31	5.2	10	0
12/29	CHI	6	22	3.7	11	0	3	14	4.7	7	0
GP/GS: 16/0		23	115	5.0	15	0	15	88	5.9	16t	1
2019 Playoffs											
1/5/20	@ NO	1	9	9.0	9	0	0	0	0.0	0	0
1/11/20	@ SF	0	0	0.0	0	0	1	7	7.0	7	0
GS/GS: 2/0		1	9	9.0	9	0	1	7	7.0	7	0

RUSHING							RECEIVING				
2020	MIN	Att.	Yards	Avg.	Long	TD	No.	Yards	Avg.	Long	TD
9/13	GB	0	0	0.0	0	0	0	0	0.0	0	0
9/20	@ IND	0	0	0.0	0	0	0	0	0.0	0	0
9/27	TEN	0	0	0.0	0	0	0	0	0.0	0	0
10/4	@ HOU	0	0	0.0	0	0	0	0	0.0	0	0
10/11	@ SEA	0	0	0.0	0	0	0	0	0.0	0	0
10/18	ATL	2	7	3.5	4	0	1	1	1.0	1	0
11/1	@ GB	0	0	0.0	0	0	0	0	0.0	0	0
11/8	DET	0	0	0.0	0	0	1	22	22.0	22	1
11/16	@ CHI	0	0	0.0	0	0	0	0	0.0	0	0
11/22	DAL	0	0	0.0	0	0	0	0	0.0	0	0
11/29	CAR	0	0	0.0	0	0	0	0	0.0	0	0
12/6	JAX	2	11	5.5	7	0	0	0	0.0	0	0
12/13	@ TB	3	11	3.7	4	0	2	10	5.0	6	0
12/20	CHI	0	0	0.0	0	0	0	0	0.0	0	0
12/25	@ NO										
1/3/21	@ DET										
GP/GS: 14/0		7	29	4.1	7	0	5	51	10.2	22t	1



DAN BAILEY

5

POSITION: Kicker
HEIGHT/WEIGHT: 6-0/190
DOB: 1-26-88
HOMETOWN: Yukon, OK

COLLEGE: Oklahoma State
ACQUIRED: FA 2018
NFL SEASON: 10
VIKINGS SEASON: 3

- 2020 GP/GS

14/0
- Career GP/GS

152/0 (DAL 108/0, MIN 44/0)
- Playoffs GP/GS

5/0
- Made 25 straight FGs from 10/24/19-9/27/20, including three in the 2019 playoffs.
 - 18th-most accurate FG kicker in NFL history, converting 86.1% of his career field goal attempts (248/288).
 - Entering Week 16, ranks tied for third in the NFL since coming into League in 2011 in FGs made (248) and fifth in kicking points (1,120).
 - In 2019, became only the 2nd Vikings K to earn NFC Special Teams Player of the Week 3 times in a season.
 - Named 2nd-Team Associated Press All-Pro and Pro Bowler in 2015 and the 2011 PFWA All-Rookie Team honoree.

OFF THE FIELD

- Has degree in business management from Oklahoma State.
- Involved in numerous charity and community events in both Minnesota and Dallas, including the 2015-17 Dirk Nowitzki Heroes Celebrity Baseball Game, the Make-A-Wish Foundation of North Texas and The Salvation Army Angel Tree.
- Obtained his pilot's license during the 2018 offseason and now owns his own small plane. His grandfather served in the Navy, and his father also had a private pilot's license.

HONORS

- A 2015 2nd-Team All-Pro by Associated Press.
- Named to Pro Bowl in 2015.
- A 6-time NFC Special Teams Player of the Week, earning the award 3 times with the Vikings all in 2019- at NY Giants (10/6), vs. Washington (10/24) and at LA Chargers (12/15).
- Named to the 2011 NFL All-Rookie Team.

PRO

- Originally signed with Dallas as an undrafted free agent just prior to training camp in 2011.
- Signed a 7-year contract extension with Dallas on 1/23/14.
- Cut by Dallas on 9/1/18.
- Signed a 1-year contract with Minnesota on 9/18/18.
- Re-signed with Minnesota on 3/19/19, a 1-year contract.

- Signed a 3-year contract with Minnesota on 3/23/20.

2020: MINNESOTA VIKINGS

- Made a 35-yard field goal to close out the first half vs. Green Bay (9/13) and extend his streak of field goals made in the regular season to 20.
- Went 1/1 on field goal attempts at Indianapolis, extending streak to 21 consecutive FGM (9/20).
- Made 22nd consecutive field goal, a 41-yarder, in the second quarter before missing one in the third, ending his FGM streak that started on 10/24/19.
- Was 1/2 on field goal attempts in Week 4, making a 31-yarder, and was 4/4 on PATs.
- Made two field goals, including a 52-yarder to tie his longest FGM as a Viking, and two PATs at Seattle (10/11).
- Went 4/4 on PAT attempts as Minnesota upset Green Bay, 28-22, in Week 8 (11/1).
- Was 4/5 on PAT attempts as Minnesota beat Detroit (11/8).
- Made two field goal attempts from 37 and 43 yards, respectively, to help the Vikings win on *Monday Night Football* at Chicago 19-13.
- Went 4/4 on PAT attempts in Week 11 (11/22).
- Made two field goals, including a 53-yarder which was his longest as a Viking, and two PAT attempts to help the Vikings to a 28-27 win in Week 12 (11/29).
- Made two field goals, including a 23-yard game-winner in overtime to beat the Jaguars 27-24 (12/6).
- Made two field goals and all three extra point attempts vs. Chicago (12/20).

2019: MINNESOTA VIKINGS

- Went 27/29 (93.1%) on FG attempts during the 2019 regular season, marking the 4th season in his career in which he's made 90.0% of his FG attempts or better.
- His 93.1% make rate marked the 4th-most accurate season in Vikings history (min. 16 FG attempts).
- Recorded touchbacks on 76.7% of his KOs in 2019, establishing a new single-season franchise record.
- Bailey's 46 total kicking points in December led the NFL and

marked a new high for any month of his 9-year career.

- Became the 57th player in Vikings history to score 100 points with the team by going 1-for-2 on FG tries at Green Bay (9/15).
- Played in the 125th game of his career vs. Oakland (9/22), kicking his 1st 50-yard FG since 10/7/18 at Philadelphia.
- Was perfect on the day at NY Giants (10/6), making 2 PATs and 4 FGs. His 4 successful FGs and 14 total points both established a personal highs as a Viking. Earned NFC Special Team Player of the Week for his efforts.
- Tied a career-high with 6 made PATs at Detroit (10/20), his 3rd career game with 6 PATs and 1st since 12/26/16 vs. Detroit.
- Earned NFC Special Teams Player of the Week for the 2nd time of the season after going 4/4 on FGs vs. Washington (10/24); his 50-yard FG in the 1st quarter matched his long kick in 2019.
- At Dallas (11/10), scored 8 total points (2 FGs, 2 PATs) in his 1st game against his original team, giving him at least 1 point against all 32 NFL teams for his career.
- Reached 1,000 career points with a successful PAT attempt to cap the 1st drive of the 2nd half vs. Denver (11/17). Became the 62nd player in NFL history to reach the mark.
- Went 4/4 on FG attempts and 3/4 on PAT attempts at the Los Angeles Chargers (12/15). His 15 total points marked the 3rd-highest single game total of his career, and highest as a Viking. Earned NFC Special Teams Player of the Week for his efforts, his 3rd such award of the season.
- Made both of his FG attempts (43 and 21 yards) and both of his PAT attempts in the Wild Card win at New Orleans (1/5/20), his 1st playoff game as a Viking. Also made a special teams tackle.

2018: MINNESOTA VIKINGS

- Released by Dallas on 9/1/18.
- Signed with Minnesota on 9/17/18.
- Handled all kicking duties for the last 14 games of the season after joining the Vikings in Week 3. Went 21-for-28 (75.0) on FGs and converted 30-of-31 PATs on the season.
- Made Vikings debut vs. Buffalo with a TB on his lone kickoff.
- Made the 1st FG attempt of his Vikings career, a 37-yarder, at the LA Rams (9/27).
- Went 3-of-5 on field goals at Philadelphia (10/7), hitting a key 52-yard try in the 4th quarter to help ice the game.
- Made 3-of-4 FG attempts on the road against the New York Jets (10/21) while also going 4-for-4 on PATs for a season-high 13 points.
- Was perfect on the day vs. Miami (12/16), hitting 2 FGs and 5 PATs along with 6 touchbacks on 8 kickoffs.

2017: DALLAS COWBOYS

- Selected as a team captain and played in 12 of 16 games, missing 4 with a groin injury.
- Finished 15-of-20 (75.0) on FGs and 26-of-28 on PATs.
- Tied career and club record with 56-yarder at Denver (9/17).
- Appeared in his 100th career game and hit his lone FG attempt (34 yards and all 3 PATs) against the L.A. Rams (10/1).
- Became the 3rd Dallas Cowboy - 2nd kicker - to reach 800 career points, hitting 2 PATs before a groin injury sidelined him from the game at San Francisco (10/22).
- Missed 4 games with groin injury.

2016: DALLAS COWBOYS

- Voted a team captain and finished the year with a team-best 127 points, going 27-of-32 (84.4) on FGs and making all 46 PATs.
- Opened the season vs. N.Y. Giants (9/11) going 4-of-4 on FGs (23,56,25,54).
- Became the 2nd kicker in team history (Rafael Septien) to reach 150 career FGs made after making 2 (22, 31 yards) in the win at Washington (9/18).
- Was good on 5 PATs and topped 700 career points - 3rd Cowboy, 2nd kicker - in the game at Cleveland (11/6).
- Hit longest FG in Heinz Field history - 53 yards - at Pittsburgh (11/13).

- Became the Cowboys career FG leader after making 2 tries against Baltimore (11/20) to give him 163 made for his career.
- In the Divisional playoff against Green Bay (1/15/17), hit both PATs and 3 FGs (50,33,52) to become the 2nd kicker in NFL history to connect on at least 2 FGs of 50+ in a playoff game.

2015: DALLAS COWBOYS

- Earned his 1st career Pro Bowl after tying Josh Brown for the NFL lead with a 93.8 FG %, hitting on 30-of-32 FGs.
- His 30 made FGs were 2nd-most in his career, 4th in Cowboys history, and his 93.8 percentage was tops in his career, 2nd in Cowboys history.
- For the 5th time in his career - most in Cowboys history - made at least 4 FGs in a game, making 4 against Seattle (11/1).
- On Thanksgiving Day against Carolina (11/26), became the 3rd Cowboy, 2nd kicker, to reach 600 career points after converting 2 FGs (21 and 48).
- Named NFC Special Teams Player of the Week at Washington (12/7) after hitting all 4 FGs, including the game-winning 54-yarder with 0:09 remaining. It was his 10th career game-winner and the longest game-winning FG in franchise history.
- Logged his 21st career 3-FG game to tie Septien for the most in team history after hitting all 3 tries (27, 38 and 50) vs. N.Y. Jets (12/19).

2014: DALLAS COWBOYS

- Went 25-of-29 (86.2) on FGs for the season.
- Was good on all 56 PATs for the season, tying Danny Villanueva (1966) for 3rd in a season in Cowboys history.
- Made all 4 FG tries, 3 from 40-plus and one from 51, in the win at Tennessee (9/14). Became the 15th kicker with 4 FGs made of 40+ and the 7th of that group with 1 from 50+. Extended his streak of FGs made to 26 to tie the 2nd-longest streak in Cowboys history and topped 400 career points - the 5th Dallas Cowboy and 2nd kicker to that mark.
- In the win against New Orleans (9/28), hit a 51-yarder to extend his club record streak to 29 straight makes.
- Snapped his club-record streak of consecutive FGs made (30), missing his 2nd attempt (53 yards) at the end of regulation against Houston (10/5). Hit his then longest game-winner (49 yards) - his 9th game-winning FG, 5th in OT.
- Was 3-of-3 on FG, including a club-record tying 56-yarder at Seattle (10/12). His 1st FG - a 42-yarder - was his 100th career FG and officially made him the NFL's all-time most accurate placekicker.
- Made 5 PATs and his only FG try (49 yards) at Philadelphia (12/14). Topped 500 career points, the 4th player - 2nd kicker - in Cowboys history to reach 500. Reached 500 in 62 career games, the 2nd-fastest kicker in NFL history and the 2nd-fewest combined attempts (123 FGs and 168 PATs).
- Went 6-6 on PATs against Indianapolis (12/21).
- Closed the season at Washington (12/28) with 3 FGs (36,32 and 23) and made 5 PATs.
- Was 1-of-2 on FGs - missing from 41 yards but hitting a 51-yarder - in the Wild Card game against Detroit (1/4/15).
- In the Divisional playoff game at Green Bay (1/11/15), had a 50-yard FG try blocked and hit 3 PATs.

2013: DALLAS COWBOYS

- Finished the season making 28-of-30 (93.3%) FGs and all 47 PATs for 131 points while forcing 52 touchbacks on 91 kickoffs.
- His 28 FG tied for 6th in Cowboys history. Made 21 consecutive FGs to end the season.
- Set the single-season club mark for 50+ yard FGs (6) and moved into 1st place all-time in club history (11). Converted 2 in a single game 3 times on the season.
- For the 2nd time on the season, was good from 50 yards twice (53) and hit a 44-yarder at Detroit (10/27). His 2 games with 2 50-plus yard FGs are the most in a career in Cowboys history and his 9 career 50-yard FGs are the most.
- Against Green Bay (12/15) went 5-of-5 FGs, including 2 from

50+. It was his 3rd career game with multiple 50-yarders.

2012: DALLAS COWBOYS

- Finished 2nd in Cowboys single-season record books, and tied for 2nd in the NFL in 2012, with a 93.5 (29-of-31) FG mark.
- Tied for 8th among NFL kickers in 2012 and 4th in Cowboys history with 29 FGs made on the season.
- Kicked 3 game-winning FGs for the season (38-yarder in OT vs. Cleveland (11/22), 40-yarder at Cincinnati (12/9) and 21-yarder in OT vs. Pittsburgh (12/26), tying Rafael Septien for the most game-winning FGs in Cowboys history with 7.
- Hit both PATs and all 3 FGs, including a 32-yarder with 0:02 left in regulation to force OT and a 38-yard game-winner in OT against Cleveland (11/18).
- On Thanksgiving Day vs. Washington (11/22), hit all 3 FGs, including a then career-high-tying 51-yarder. It was his 10th career game with 3 FGs made to tie Chris Boniol for the 3rd-most games with 3-or-more field goals made in team history.

2011: DALLAS COWBOYS

- Finished the season 32-of-37 on field goal tries for the 2nd-best percentage by a rookie in Cowboys franchise history (86.5).
- Also had a Dallas rookie record for most FGs made in a season (32), longest streak of FGs by a rookie in NFL history (26) and most FGs made by a rookie in a single game in Dallas history (6). His 31 FGs tied for 4th in league history among rookies.
- Named All-Rookie by Pro Football Writers of America.
- Set an NFL rookie record by making 4 game-winning FGs on the season. Kicks included a 19-yarder in OT at San Francisco (9/18), 40 vs. Washington (9/26), 39 in OT at Washington (11/20), and a 28 vs. Miami 11/24).
- Made his NFL debut and connected on his lone FG try (34 yards) and all 3 PATs at the N.Y. Jets (9/11).
- Named NFC Special Teams Player of the Week following the home-opening win over Washington (9/26) after establishing a club rookie record and tying a league rookie record with 6 FGs made. His final try was a 40-yarder that gave Dallas an 18-16 advantage with 1:47 remaining.
- Made 1st career 50-yard attempt (51) against St. Louis (10/23).
- Took over punting duties in the 2nd half of the game at Philadelphia (10/30) with Mat McBriar (foot) injured. Had 2 punts for a gross of 39.5 and net of 37.0 to go with a PAT.
- Made all 3 FG tries to up his streak to 19 straight and pass Nick Folk (16) and Richie Cunningham (18) for the 3rd-longest streak in Cowboys history against Seattle (11/6).
- Vs. Miami (11/24), made 2 FGs to up his streak to 26 to tie Boniol (1995) for the 2nd-longest streak in club history.
- Had his streak of consecutive FGs made snapped at 26, missing his 1st attempt (53 yards) at Arizona (12/4).

COLLEGE

- Left Oklahoma State University as the university's leading scorer (370 points - 57-of-72 field goals and 199-of-207 PATs) and fifth-leading scorer in Big 12 conference history.
- Finished his final campaign with a team-best 149 points, splitting the uprights on 68-of-70 PATs and 27-of-31 field goals and was a Lou Groza Award winner and the Big 12 Special Teams Player of the Year.
- Had a streak of 182 PATs made snapped with a block at Texas.

PREP

- Was an All-State and All-Conference kicker and 1st-Team All-City punter selected by *The Oklahoman* at Southwest Covenant High School in Mustang, OK.
- Had 51 touchbacks on 61 kickoffs as a senior and holds the school's record for longest FG (50 yards), most FGs in a season (7) and career (14).
- Was an individual state champion golfer.

ON SOLID FOOTING

Dan Bailey had his best season as a Viking in 2019 and one of the most accurate in team history, going 27-of-29 on FGs for the year and earning NFC Special Teams Player of the Week 3 times during the season to tie a Vikings record by a kicker.

VIKINGS FG ACCURACY IN A SEASON

PLAYER, SEASON	FG %
Gary Anderson, 1998	100.0 (35-35)
Gary Anderson, 2000	95.7 (22-23)
Ryan Longwell, 2010	94.4 (17-18)
Dan Bailey, 2019	93.1 (27-29)

VIKINGS CONSECUTIVE FG MADE (REGULAR SEASON)

PLAYER, SEASON	CONSECUTIVE FG
Gary Anderson, 9/6/98-12/26/98	35
Fuad Reveiz, 10/10/94-9/17/95	31
Dan Bailey, 10/24/19-9/27/20	22
Kai Forbath, 11/20/16-9/24/17	21

BAILEY'S NFL TOTALS

SCORING

Year	GP	FG	FGA	Pct.	Lg.	Blk.	XP	XPA	Pct.	Blk.	Pts.
2011 (Dal)	16	32	37	86.5	51	1	39	39	100.0	0	135
2012 (Dal)	16	29	31	93.5	51	0	37	37	100.0	0	124
2013 (Dal)	16	28	30	93.3	53	0	47	47	100.0	0	131
2014 (Dal)	16	25	29	86.2	56	1	56	56	100.0	0	131
Playoffs	2	1	3	33.3	51	1	6	6	100.0	0	9
2015 (Dal)	16	30	32	93.8	54	0	25	25	100.0	0	115
2016 (Dal)	16	27	32	84.4	56	0	46	46	100.0	0	127
Playoffs	1	3	3	100.0	52	0	2	2	100.0	0	11
2017 (Dal)	12	15	20	75.0	56	0	26	28	92.9	0	71
2018 (Min)	14	21	28	75.0	52	0	30	31	96.8	0	93
2019 (Min)	16	27	29	93.1	50	0	40	44	90.9	1	121
Playoffs	2	3	3	100.0	43	0	3	3	100.0	0	12
2020 (Min)	14	14	20	70.0	53	0	30	34	87.8	0	63
Totals	152	248	288	86.1	56	3	377	388	97.2	1	1,120
Playoffs	5	7	9	77.8	52	1	11	11	100.0	0	32

FIELD GOALS

Year	1-19	Pct.	20-29	Pct.	30-39	Pct.	40-49	Pct.	50+	Pct.
2011 (Dal)	1-1	100.0	8-9	88.9	11-11	100.0	10-12	83.3	2-4	50.0
2012 (Dal)	1-1	100.0	5-5	100.0	13-13	100.0	7-7	100.0	3-5	60.0
2013 (Dal)	2-2	100.0	2-2	100.0	8-9	88.9	10-10	100.0	6-7	85.7
2014 (Dal)	0-0	0.0	6-6	100.0	6-7	85.7	8-9	88.9	5-7	71.4
Playoffs	0/0	--	0/0	--	0/0	--	0/1	--	1/2	50.0
2015 (Dal)	0-0	0.0	9-9	100.0	10-10	100.0	6-7	85.7	5-6	83.3
2016 (Dal)	0-0	0.0	9-9	100.0	8-8	100.0	7-9	77.8	3-6	50.0
Playoffs	0/0	--	0/0	--	1/1	100.0	0/0	--	2/2	100.0
2017 (Dal)	1-1	100.0	3-4	75.0	4-5	100.0	4-5	100.0	3-5	60.0
2018 (Min)	0/0	--	5-6	83.3	9/9	100.0	4/9	44.4	1/2	50.0
2019 (Min)	0/0	--	10-10	100.0	9/9	100.0	5/7	71.4	3/3	100.0
Playoffs	0/0	--	1-1	100.0	1/1	100.0	1/1	100.0	0/0	--
2020 (Min)	0/0	--	5-5	100.0	3/4	75.0	4/6	66.7	2/5	40.0
Totals	5-5	100.0	62-65	95.4	83-87	95.4	65-81	80.2	33-50	66.0
Playoffs	0/0	--	1-1	100.0	2/2	100.0	1/2	50.0	3/4	75.0

SINGLE-GAME CAREER HIGHS (* - playoffs)

Total Points18.....2x, last vs. Green Bay, 12/15/13	Made Field Goals6.....9/26/11 vs. Washington
Attempted Field Goals ...6.....3x, last vs. Seattle, 12/24/17	Made PATs6.....3x, last vs. Detroit (10/20/19)
Attempted PATs6.....3x, last vs. Detroit (10/20/19)	Touchbacks9.....vs. Green Bay, 12/15/13
Consecutive FGs Made ..31.....10/6/13-10/5/14	

BAILEY'S CAREER 50-YARDERS (34) *playoffs

56	at Seattle.....10/12/14	52	Seattle.....11/1/15	51	Seattle.....12/24/17
56	NY Giants.....9/11/16	52	*Green Bay.....1/15/17	50	at Arizona.....12/4/11
56	at Denver.....9/17/17	52	Philadelphia ...10/7/18	50	Pittsburgh12/16/12
54	at Jax. (Lon)11/9/14	51	at Kansas City..9/15/13	50	Green Bay12/15/13
54	at Washington..12/7/15	51	St. Louis10/23/11	50	Green Bay12/15/13
54	NY Giants.....9/11/16	51	NY Giants.....10/28/12	50	NY Jets.....12/19/15
53	at Kansas City..9/15/13	51	Washington....11/22/12	50	*Green Bay.....1/15/17
53	at Detroit10/27/13	51	at Tennessee..9/14/14	50	Oakland9/22/19
53	at Detroit10/27/13	51	New Orleans ...9/28/14	50	Washington....10/24/19
53	at Tampa Bay ..11/15/15	51	New England ..10/11/15	50	Detroit12/8/19
53	at Pittsburgh...11/13/16	51	*Detroit1/4/15	52	at Seattle.....10/11/20
52	Arizona11/2/14	51	Seattle.....12/24/17	53	vs. Carolina11/29/20

BAILEY'S CAREER GAME-WINNERS (11) *playoffs

Opp, Date	Yards	Score	Time Left	Opp, Date	Yards	Score	Time Left
@SF, 9/18/11.....19	27-24	12:10-OT		PIT, 12/16/1221	27-24	13:36-OT	
WAS, 9/26/11.....40	18-16	1:52		@NYG, 11/24/1335	24-21	0:00	
@WAS, 11/20/11.....39	27-24	5:47-OT		HOU, 10/5/1449	20-17	7:45-OT	
MIA, 11/24/11.....28	20-19	0:00		@WAS, 12/7/1554	19-16	0:09	
CLE, 11/18/12.....38	23-20	6:07-OT		@OAK, 12/17/1719	20-17	1:44	
@CIN, 12/9/1240	20-19	0:00		JAX, 12/6/2023	27-24	1:53-OT	

BAILEY'S CAREER GAME-BY-GAME

2011	DAL	PAT	FG	PTS	FGS (missed)
9/11	@ NYJ	3-3	1-1	6	34
9/18	@ SF	3-3	2-3	11	19, (21), 48
9/26	WAS	0-0	6-6	18	27,23,32,41,41,40
10/2	DET	3-3	3-3	7	23, 35, 41
10/16	@ NE	1-1	3-3	7	22, 26, 48
10/23	STL	4-4	2-2	8	30, 51
10/31	@ PHI	1-1	0-0	5	
11/6	SEA	2-2	3-3	11	20, 20, 42
11/13	BUF	5-5	1-1	8	36, 31, 45
11/20	@ WAS	3-3	2-2	9	37, 39
11/24	MIA	2-2	2-2	4	28, 32
12/4	@ ARI	1-1	2-4	5	37, (49), (53), 50
12/11	NYG	4-4	2-3	11	49, 49, (47)
12/17	@ TB	4-4	1-1	8	30
12/24	PHI	1-1	0-0	9	
1/1/12	@ NYG	2-2	0-1	4	(52)
GP: 16		39-39	32-37	135	

2013	DAL	PAT	FG	PTS	FGS (missed)
9/8	NYG	3/3	3/3	12	30, 38, 45
9/15	@ KC	1/1	3/3	10	30, 51, 53
9/22	STL	4/4	1/2	7	19, (35)
9/29	@ SD	3/3	0/1	3	(56)
10/6	DEN	4/4	2/2	10	43, 48
10/13	WAS	4/4	1/1	7	30
10/20	@ PHI	2/2	1/1	5	38
10/27	@ DET	3/3	3/3	12	44, 53, 53
11/3	MIN	3/3	2/2	9	41, 44
11/10	@ NO	2/2	1/1	5	37
11/24	@ NYG	3/3	1/1	6	35
11/28	OAK	4/4	1/1	7	19
12/9	@ CHI	4/4	0/0	4	
12/15	GB	3/3	5/5	18	23, 47, 43, 50, 50
12/22	@ WAS	3/3	1/1	6	25
12/29	PHI	1/1	3/3	10	36, 44, 43
GP: 16		47/47	28/30	131	

2012	DAL	PAT	FG	PTS	FGS (missed)
9/5	@ NYG	3/3	1/1	6	33
9/16	@ SEA	1/1	0/0	1	
9/23	TB	1/1	3/3	10	26, 22, 32
10/1	CHI	1/1	1/1	4	39
10/14	@ BAL	2/2	3/4	11	34, 42, 43, (51)
10/21	@ CAR	1/1	4/4	13	19, 28, 38, 49
10/28	NYG	3/3	1/1	6	51
11/4	@ ATL	1/1	2/3	7	23, 32, (54)
11/11	@ PHI	5/5	1/1	8	30
11/18	CLE	2/2	3/3	11	30, 33, 44
11/22	WAS	2/2	3/3	11	30, 33, 51
12/2	PHI	5/5	1/1	8	39
12/9	@ CIN	2/2	2/2	8	37, 40
12/16	PIT	3/3	2/2	9	21, 50
12/23	NO	4/4	1/1	7	47
12/30	@ WAS	1/1	1/1	4	48
GP: 16		37/37	29/31	124	

2014	DAL	PAT	FG	PTS	FGS (missed)
9/7	SF	2/2	1/1	5	29
9/14	@ TEN	2/2	4/4	14	48, 44, 48, 51
9/21	@ STL	4/4	2/2	10	29, 40
9/28	NO	5/5	1/1	8	51
10/5	HOU	2/2	2/3	8	33, 49, (53)
10/12	@ SEA	3/3	3/3	12	31, 42, 56
10/19	NYG	4/4	1/1	7	49
10/27	WAS	2/2	1/1	5	21
11/2	ARI	2/2	1/2	5	(35B), 52
11/9	@ JAX	4/4	1/2	7	(48B), 54
11/23	@ NYG	4/4	1/1	7	38
11/27	PHI	1/1	1/1	4	28
12/4	@ CHI	5/5	2/2	11	27, 35
12/14	@ PHI	5/5	1/1	8	49
12/21	IND	6/6	0/1	6	(52)
12/28	@ WAS	5/5	3/3	14	23, 36, 32
GP: 16		56/56	25/29	131	

2014 PLAYOFFS

1/4/15	DET	3/3	1/2	6	(41) 51
1/11/15	@ GB	3/3	0/1	3	(50B)

2015	DAL	PAT	FG	PTS	FGS (missed)
9/13	NYG	3/3	2/2	9	21, 32
9/20	@ PHI	2/2	2/2	8	20, 28
9/27	ATL	4/4	0/0	4	
10/4	@ NO	2/2	2/2	8	20, 38
10/11	NE	0/0	2/2	6	23, 51
10/25	@ NYG	2/2	2/2	8	30, 48
11/1	SEA	0/0	4/4	12	27, 33, 35, 52
11/8	PHI	3/3	2/2	9	41, 44
11/15	@ TB	0/0	2/3	6	42, (48), 53
11/22	@ MIA	3/3	1/1	6	30
11/26	CAR	0/0	2/2	6	21, 48
12/7	@ WAS	1/1	4/4	13	20, 38, 34, 54
12/13	@ GB	1/1	0/0	1	
12/19	NYJ	1/1	3/3	10	27, 38, 50
12/27	@ BUF	0/0	2/3	6	22, 46, (50)
1/3/16	WAS	3/3	0/0	3	
GP: 16		25/25	30/32	115	

2016	DAL	PAT	FG	PTS	FGS (missed)
9/11	NYG	1/1	4/4	13	23, 25, 56, 54
9/18	@ WAS	3/3	2/2	9	22, 31
9/25	CHI	4/4	1/2	7	49, (47)
10/2	@ SF	3/3	1/2	6	22, (47)
10/9	CIN	4/4	0/0	4	
10/16	@ GB	3/3	3/3	12	22, 32, 44
10/30	PHI	2/2	3/3	11	23, 38, 49
11/6	@ CLE	5/5	0/0	5	
11/13	@ PIT	2/2	3/3	11	37, 46, 53
11/20	BAL	3/3	2/2	9	21, 30
11/24	WAS	4/4	1/1	7	46
12/1	@ MIN	2/2	1/1	5	39
12/11	@ NYG	1/1	0/1	1	(55)
12/18	TB	2/2	4/6	14	27, 38, 33, 40 (56) (52)
12/26	DET	6/6	0/0	6	
1/1/17	@ PHI	1/1	2/2	7	23, 49
GP: 16		46/46	27/32	127	

2016	DAL	PAT	FG	PTS	FGS (missed)
2016 PLAYOFFS					
1/15/17	GB	2/2	3/3	11	33, 50, 52

2017	DAL	PAT	FG	PTS	FGS (missed)
9/10	NYG	1/1	4/4	13	21, 36, 48, 42
9/17	@ DEN	2/2	1/1	5	56
9/25	@ ARI	4/4	0/0	4	
10/1	LAR	3/3	1/1	6	34
10/8	GB	4/4	1/1	7	43
10/22	@ SF	2/2	0/0	2	
10/29	@ WAS	INACTIVE/INJURED			
11/5	KC	INACTIVE/INJURED			
11/12	@ ATL	INACTIVE/INJURED			
11/19	PHI	INACTIVE/INJURED			
11/23	LAC	0/0	0/0	0	
11/30	WAS	5/5	1/1	8	24
12/10	@ NYG	3/4	1/3	6	21, (53), (50)
12/17	@ OAK	2/2	2/2	8	19, 45
12/24	SEA	0/0	4/6	12	34, 39, (34), (48), 51, 51
12/31	@ PHI	0/1	0/1	0	(23)
GP: 12		26/28	15/20	71	

2018	MIN	PAT	FG	PTS	FGS (missed)
9/9	SF	NOT WITH TEAM			
9/16	@ GB	NOT WITH TEAM			
9/23	BUF	0/0	0/0	0	
9/27	@ LAR	2/2	3/3	11	37, 39, 40
10/7	@ PHI	2/2	3/5	11	(28), 37, (45), 22, 52
10/14	ARI	3/3	2/2	9	37, 48
10/21	@ NYJ	4/4	3/4	13	26, (42), 22, 43
11/28	NO	2/3	0/0	2	
11/4	DET	3/3	1/1	6	39
11/18	@ CHI	0/0	2/2	6	36, 36
11/25	GB	3/3	1/3	6	(48), (56), 37
12/2	@ NE	1/1	1/2	4	(48), 39
12/10	@ SEA	1/1	0/1	1	(47B)
12/16	MIA	5/5	2/2	11	36, 34
12/23	@ DET	3/3	2/2	9	24, 29
12/30	CHI	1/1	1/1	4	45
GP: 14		30/31	21/28	93	

2019	MIN	PAT	FG	PTS	FGS (missed)
9/8	ATL	4/4	0/0	4	
9/15	@ GB	1/2	1/2	4	(47), 31
9/22	OAK	4/4	2/2	10	50, 24
9/29	@ CHI	0/0	0/0	0	
10/6	@ NYG	2/2	4/4	14	31, 48, 32, 45
10/13	PHI	5/5	1/1	8	39
10/20	@ DET	6/6	0/1	6	(45)
10/24	WAS	1/1	4/4	13	50, 29, 27, 40
11/3	@ KC	2/3	1/1	5	29
11/10	@ DAL	2/2	2/2	8	26, 27
11/17	DEN	3/3	0/0	3	
12/2	@ SEA	3/4	1/1	6	47
12/8	DET	2/2	2/2	8	27, 50
12/15	@ LAC	3/4	4/4	15	26, 44, 38, 27
12/23	GB	1/1	1/1	4	23
12/29	CHI	1/1	4/4	13	37, 38, 39, 34
GP: 16		40/44	27/29	121	

2019	MIN	PAT	FG	PTS	FGS (missed)
2019 PLAYOFFS					
1/5/20	@ NO	2/2	2/2	8	43, 21
1/11/20	@ SF	1/1	1/1	4	39
GP: 2		3/3	3/3	12	

2020	MIN	PAT	FG	PTS	FGS (missed)
9/13	GB	1/1	1/1	4	35
9/20	@ IND	0/0	1/1	3	21
9/27	TEN	3/3	1/2	6	41, (49)
10/4	@ HOU	4/4	1/2	7	31, (55)
10/11	@ SEA	2/2	2/2	8	52, 46
10/18	ATL	1/1	0/0	1	
11/1	@ GB	4/4	0/0	4	
11/8	DET	4/5	0/0	4	
11/16	@ CHI	1/1	2/2	7	37, 43
11/22	DAL	4/4	0/0	4	
11/29	CAR	2/2	2/2	8	53, 25
12/6	JAX	1/3	2/3	7	48, (51), 23
12/13	@ TB	0/1	0/3	0	(36), (54), (46)
12/20	CHI	3/3	2/2	9	24, 22
12/25	@ NO				
1/3/21	@ DET				
GP: 14		27/31	12/18	63	



55

ANTHONY BARR

2020 GP/GS

2/2

• Notched his 2nd career INT and 1st career safety at NY Giants in Week 5 of 2019.

• Named to 2018 Pro Bowl, his 4th consecutive Pro Bowl berth.

• Has started all 85 games in which he has appeared.

• The 2nd-highest-drafted LB by Vikings, behind Hall of Famer Chris Doleman at #4 in 1985, who later moved to DE. Also the 1st draft pick made under Head Coach Mike Zimmer.

• Notched the 1st game-winning FR-TD in OT in club history at Tampa Bay (10/26/14), forcing, recovering and returning the fumble 27 yards for the score on the 1st play from scrimmage of the OT period to earn NFC Defensive Player of the Week.

• Pro Bowl choice after the 2015, 2016, 2017 and 2018 seasons.

OFF THE FIELD

• Launched the Raise the Barr Foundation to benefit single mothers with college scholarships and provide financial support to gain their degrees in California and Minnesota.

• Active in supporting the Jeremiah Program in the Twin Cities, hosting a Holiday party for families.

• College roommate of Vikings LB Eric Kendricks.

• Father, Tony Brooks, was a 4th-round draft pick (RB) by the Philadelphia Eagles in 1992 out of Notre Dame.

• Has 3 uncles who also played in the NFL.

• Majored in business.

HONORS

• Pro Bowler after the 2015, 2016, 2017 and 2018 seasons.

• NFC Defensive Player of the Week at Tampa Bay (10/26/14).

PRO

• Selected with the #9 overall pick in 2014 NFL Draft after Minnesota traded from #8 to #9 with Cleveland, becoming the 2nd-highest-drafted LB in Vikings history, behind only Chris Doleman at #4 in 1985.

• Re-signed with Minnesota on 3/14/19.

• Placed on Reserve/Injured list on 9/21/20.

2020: MINNESOTA VIKINGS

• Recorded 6 solo tackles in the season opener vs. Green Bay (9/13).

• Started at Indianapolis and exited in the first half with a shoulder injury (9/20).

• Placed on Reserve/Injured list on 9/21.

2019: MINNESOTA VIKINGS

• Appeared in 14 games (14 starts), finishing with 96 total tackles (72 solo) and tied single-season career high with 7 PBUs.

• Returned from injury to start at Chicago (9/29), was inactive vs. Oakland (9/22) with a groin injury.

• Made his 75th career start in his 75th career game at NY Giants (10/6), notching his 2nd career INT and 1st career safety.

• Made 7 total tackles (6 solo) and 1 TFL at Dallas (11/10), reaching 500 career tackles (according to coaches statistics).

• Finished with 8 tackles (7 solo) and 1 TFL in the Wild Card win at New Orleans (1/5/20).

• Recorded the 1st postseason FF and FR of his career in the Divisional Round game at San Francisco (1/11/20) while also making 8 tackles (6 solo).

POSITION: Linebacker**HEIGHT/WEIGHT:** 6-5/255**DOB:** 3-18-92**HOMETOWN:** San Pedro, CA**COLLEGE:** UCLA**ACQUIRED:** D1a (#9) 2014**NFL SEASON:** 7**VIKINGS SEASON:** 7**2018: MINNESOTA VIKINGS**

• Helped lead a Vikings defense that ranked 4th in yards per game (309.7) in 2018.

• Named to his 4th consecutive Pro Bowl for his efforts in 2018.

• Started all 13 games in which he appeared in 2018, finishing with 71 total tackles, 8 TFLs, 3.0 sacks and 1 FF.

• Inactive Week 8 vs. New Orleans (10/28), snapping a streak of 41 consecutive regular-season games started.

• Inactive Weeks 9 and 11 recovering from a hamstring injury.

• Wrapped up 2.0 sacks vs. Miami (12/16), the 1st multi-sack game of his career.

2017: MINNESOTA VIKINGS

• Key cog to a defense that ranked 1st in both yards per game (275.9) and points allowed (15.8) in 2017, the 1st time the Vikings had the #1 NFL defense since 1993.

• Totaled 98 tackles and started all 16 games for the 2nd straight season. Named to his 3rd straight Pro Bowl and helped team win NFC North title.

• Snagged his 2nd career INT, and 1st in the playoffs, in the Vikings Divisional Round defeat of New Orleans (1/14/18), adding 4 solo tackles, a tackle for loss and a QBH.

• Grabbed 3 tackles (1 solo) and a QBH at Philadelphia (1/21/18) in the Vikings NFC Championship game loss.

2016: MINNESOTA VIKINGS

• Earned his 2nd Pro Bowl berth and totaled 91 tackles (61 solo), 4 TFL, 2 sacks, 20 QBHs, 5 PD, 1 FF and 1 FR

• Started 16 games for the 1st time in his career, for the NFL's 3rd-ranked defense (314.9).

• Totaled a season-best 11 tackles (9 solo), 1 TFL, 1 sack and 2 QBHs at Carolina (9/25).

2015: MINNESOTA VIKINGS

• Started 14 games and helped the Vikings defense rank 5th in scoring (18.9) and named to Pro Bowl. Totaled 80 tackles, 3.5 sacks, 6 TFL, 12 QB hurries, 3 FFs, 1 INT and 7 PD.

GIVING BACK TO GIVING MOMS

The Raise the Barr Foundation was launched in spring 2016 as a way to provide support to single mothers through childcare assistance and scholarship funds for mothers wishing to continue their education. Barr was raised by his single mother, Lori, and took advantage of his platform as an NFL player to help give back.

"As a young child, I witnessed my mother work hard to put herself through college after having me when she was only 19 years old," Barr said. "She worked as a classroom assistant in the morning hours, went to school in the afternoon and waited tables at night. Even so, she still had to take out student loans to pay for college."



- Had 12 tackles in Week 1 at San Francisco (9/14).
- Snagged 1st career INT at Denver (10/4), grabbing a Peyton Manning pass and returning it 32 yards.
- In the NFC North-clinching win at Green Bay (1/3/16), had 5 tackles, 2 TFL, 1.0 sack and a PD on Aaron Rodgers' last-second Hail Mary attempt.
- Started the Wild Card playoff game vs. Seattle (1/10/16), recording 4 tackles and a QBH.

2014: MINNESOTA VIKINGS

- Started all 12 games he played, the 3rd-most starts in team history by a rookie LB at the time.
- Ended season ranked 4th on team with 99 tackles, 2nd among Vikings LBs behind Chad Greenway and ranks 6th in Vikings history for tackles by a rookie with 99 stops.
- Named to analyst Gil Brandt's NFL.com All-Rookie team.
- Totaled 9 tackles, 1.0 sack, 3 QB hurries, 1 FF, 1 FR and 1 PD and was named NFC Defensive Player of the Week for game at Tampa Bay in which he also scored game-winning TD at Tampa Bay (10/26) with a 27-yard FR TD on the 1st play from scrimmage of OT, marking the 1st time in team history an OT game was won on a defensive TD and only the 4th time in NFL history an OT game was won on a FR.

COLLEGE

- Started 37 of his 51 career games for UCLA, including 10 as a FB early in his career and 27 at LB earning All-America honors as a junior and senior.
- UCLA defensive MVP and team captain and was a finalist for Butkus, Lombardi and Bednarik Awards as a senior.
- Ranked 2nd in country with 4 FRs and 5th with 5 FFs.
- Notched 3 FFs against Nebraska in 2013.
- Ranked 8th in country with 13.5 sacks.
- Ranked 2nd on team with 83 tackles and had 8 tackles and 1.5 sacks against Stanford in Pac-12 Championship Game.
- Started 7 games as a sophomore RB and scored his 1st TD.
- Started 4 of his 12 games as a freshman, earning the team Rookie of the Year award.

PREP

- Ranked the best athlete in the country as a senior at Loyola High (Los Angeles) by Tom Lemming and Max Preps.
- Selected to U.S. Army All-America.
- All-State RB with 1,890 yards and 20 TDs as a junior.
- Standout in track.

BARR'S NFL TOTALS											Special
Year	GP/GS	Solo	Asst.	Total	Sacks	INTs	PBU	TFL	QBH	FF/FR	Teams
2014 (Min)	12/12	72	27	99	4.0	0	3	4	13	2/3	0
2015 (Min)	14/14	61	19	80	3.5	1 (32)	7	6	12	3/0	0
Playoffs	1/1	4	1	5	0.0	0	0	0	1	0/0	0
2016 (Min)	16/16	61	30	91	2.0	0	5	4	20	1/1	0
2017 (Min)	16/16	75	23	98	1.0	0	6	9	4	0/0	0
Playoffs	2/2	4	3	7	0	1 (18)	1	1	1	0/0	0
2018 (Min)	13/13	48	23	71	3.0	0	2	8	13	1/0	0
2019 (Min)	14/14	72	24	96	1.5	1 (2)	7	6	16	1/1	0
Playoffs	2/2	13	3	16	0.0	0	0	1	0	1/1	0
2020 (Min)	2/2	6	0	6	0.0	0	0	0	0	0/0	0
Totals	87/87	387	154	541	15.0	2 (34)	30	37	78	8/5	0
Playoffs	5/5	21	7	28	0.0	1 (18)	1	2	2	1/1	0

SINGLE-GAME CAREER HIGHS (* - playoffs)											
Tackles	13	vs. Baltimore, 10/22/17	Forced Fumble	2	at Atlanta, 11/29/15						
Solo Tackles	10	3x, last vs. Baltimore, 10/22/17	Fumble Recovery	2	at Buffalo, 10/19/14						
Interception	1	3x, last at NYG, 10/6/19	Sacks	2.0	vs. Miami, 12/16/18						
Passes Defensed	2	vs. NYG, 10/6/19	Touchdown	1	at Tampa Bay, 10/26/14 (27 FR)						
Tackles for Loss	3	vs. Baltimore, 10/22/17	QB Hurries	4	3x, last vs. Miami, 12/16/18						

BARR'S INTERCEPTIONS (*playoffs)			
GAME	QB	INT (Yds)	
at Denver, 10/4/15	Peyton Manning	1 (32)	
vs. New Orleans, 1/14/18*	Drew Brees	1 (18)	
at NY Giants, 10/6/19	Daniel Jones	1 (2)	
Total		2 (34)	
Playoff Total		1(18)	

BARR'S TOUCHDOWN		
GAME	PLAY	
@ Tampa Bay, 10/26/14	27 FR Return	
Total	1 (1 FR)	

BARR'S SAFETY		
GAME	PLAY	
@ NY Giants, 10/6/19	TFL of RB J. Hilliman	
Total	1	

BARR'S SACKS		
GAME	QB	SACKS
at New Orleans, 9/21/14	Drew Brees	1.0
vs. Atlanta, 9/28/14	Philip Rivers	1.0
at Tampa Bay, 10/26/14	Mike Glennon	1.0
vs. Washington, 11/2/14	Robert Griffin III	1.0
vs. San Diego, 9/27/15	Philip Rivers	1.0
at Detroit, 10/25/15	Matthew Stafford	0.5
at Atlanta, 11/29/15	Matt Ryan	1.0
at Green Bay, 1/3/16	Aaron Rodgers	1.0
at Carolina, 9/25/16	Cam Newton	1.0
at Detroit, 11/24/16	Matthew Stafford	1.0
vs. Baltimore, 10/22/17	Joe Flacco	1.0
at Seattle, 12/10/18	Russell Wilson	1.0
vs. Miami, 12/16/18	Ryan Tannehill	2.0
vs. Atlanta, 9/8/19	Matt Ryan	1.0
vs. Washington, 10/24/19	Dwayne Haskins	0.5
Total		15.0

BARR'S CAREER GAME-BY-GAME (*starts)

2014	MIN	U	A	T	TFL	SK	QH	FF	FR	INT	PD
9/7	@ STL	10	1	11	0	0.0	1	0	0	0	0
9/14	NE*	8	3	11	0	0.0	0	0	0	0	0
9/21	@ NO*	8	2	10	1	1.0	1	0	0	0	1
9/28	ATL*	6	4	10	1	1.0	1	0	0	0	0
10/2	@ GB*	4	3	7	0	0.0	0	0	0	0	0
10/12	DET*	7	2	9	0	0.0	0	0	0	0	0
10/19	@ BUF*	8	2	10	0	0.0	2	0	2	0	1
10/26	@ TB*	6	3	9	0	1.0	3	1	1	0	1
11/2	WAS*	4	1	5	2	1.0	3	0	0	0	0
11/16	@ CHI*	4	4	8	0	0.0	2	0	0	0	0
11/23	GB*	3	1	4	0	0.0	0	1	0	0	0
11/30	CAR*	4	1	5	0	0.0	0	0	0	0	0
12/7	NYJ	INACTIVE									
12/14	@ DET	INACTIVE									
12/21	@ MIA	INACTIVE									
12/28	CHI	INJURED RESERVE									
GP/GS: 12/12	72	27	99	4	4.0	13	2	3	0	3	

2015	MIN	U	A	T	TFL	SK	QH	FF	FR	INT	PD
9/14	@ SF*	10	2	12	1	0.0	0	0	0	0	1
9/20	DET*	2	3	5	0	0.0	0	0	0	0	0
9/27	SD*	5	1	6	1	1.0	3	1	0	0	0
10/4	@ DEN*	5	1	6	0	0.0	0	0	0	1	1
10/18	KC*	1	3	4	0	0.0	0	0	0	0	0
10/25	@ DET*	2	2	4	0	0.5	2	0	0	0	0
11/1	@ CHI*	4	0	4	0	0.0	3	0	0	0	0
11/8	STL*	8	0	8	0	0.0	0	0	0	0	1
11/15	@ OAK*	6	1	7	0	0.0	0	0	0	0	1
11/22	GB*	5	1	6	0	0.0	1	0	0	0	0
11/29	@ ATL*	7	2	9	2	1.0	1	2	0	0	1
12/6	SEA*	0	0	0	0	0.0	0	0	0	0	0
12/10	@ AZ	INACTIVE									
12/20	CHI	INACTIVE									
12/27	NYG*	3	1	4	0	0.0	0	0	0	0	1
1/3/16	@ GB*	3	2	5	2	1.0	2	0	0	0	1
GP/GS: 14/14	61	19	80	6	3.5	12	3	0	1	7	

2015 PLAYOFFS

1/10/16	SEA*	3	1	4	0	0.0	1	0	0	0	0
---------	------	---	---	---	---	-----	---	---	---	---	---

2016	MIN	U	A	T	TFL	SK	QH	FF	FR	INT	PD
9/11	@ TEN*	2	1	3	0	0.0	3	0	0	0	1
9/18	GB*	2	1	3	0	0.0	2	0	0	0	0
9/25	@ CAR*	9	2	11	1	1.0	2	0	0	0	0
10/3	NYG*	3	0	3	0	0.0	0	0	0	0	1
10/9	HOU*	2	1	3	0	0.0	4	0	0	0	0
10/23	@ PHI*	4	1	5	0	0.0	1	0	1	0	0
10/31	@ CHI*	3	1	4	0	0.0	0	0	0	0	0
11/6	DET*	7	3	10	1	0.0	1	0	0	0	0
11/13	@ WAS*	6	1	7	1	0.0	0	0	0	0	1
11/20	ARI*	4	3	7	0	0.0	0	0	0	0	0
11/24	@ DET*	4	1	5	1	1.0	3	0	0	0	0
12/1	DAL*	1	3	4	0	0.0	0	1	0	0	0
12/11	@ JAX*	4	2	6	0	0.0	1	0	0	0	2
12/18	IND*	0	5	5	0	0.0	0	0	0	0	0
12/24	@ GB*	5	1	6	0	0.0	3	0	0	0	0
1/1/17	CHI*	5	4	9	0	0.0	0	0	0	0	0
GP/GS: 16/16	61	30	91	4	2.0	20	1	1	0	5	

2017	MIN	U	A	T	TFL	SK	QH	FF	FR	INT	PD
9/11	NO*	5	3	8	1	0.0	0	0	0	0	0
9/17	@ PIT*	9	3	12	1	0.0	0	0	0	0	0
9/24	TB*	4	0	4	1	0.0	2	0	0	0	0
10/1	DET*	5	3	8	0	0.0	1	0	0	0	1
10/9	@ CHI*	4	2	6	1	0.0	1	0	0	0	1
10/15	GB*	1	1	2	0	0.0	4	0	0	0	1
10/22	BAL*	10	3	13	3	1.0	2	0	0	0	1
10/29	@ CLE*	4	3	7	0	0.0	0	0	0	0	1
11/12	@ WAS*	3	0	3	1	0.0	2	0	0	0	1
11/19	LAR*	1	0	1	1	0.0	0	0	0	0	0
11/23	@ DET*	6	0	6	0	0.0	1	0	0	0	0
12/3	@ ATL*	4	1	5	0	0.0	0	0	0	0	0
12/10	@ CAR*	3	2	5	0	0.0	0	0	0	0	0
12/17	CIN*	1	3	4	0	0.0	0	0	0	0	0
12/23	@ GB*	2	4	6	0	0.0	1	0	0	0	0
12/31	CHI*	5	3	8	1	0.0	0	0	0	0	0
GP/GS: 16/16	67	31	98	9	1.0	14	0	0	0	6	

2017 Playoffs

1/14/18	NO*	4	0	4	1	0.0	1	0	0	1	1
1/21/18	@ PHI*	1	2	3	0	0.0	1	0	0	0	0
GP/GS: 2/2	5	2	7	1	0.0	2	0	0	1	1	

2018	MIN	U	A	T	TFL	SK	QH	FF	FR	INT	PD
9/9	SF*	2	3	5	1	0.0	0	0	0	0	1
9/16	@ GB*	4	2	6	0	0.0	0	0	0	0	0
9/23	BUF*	6	1	7	0	0.0	2	0	0	0	0
9/27	@ LAR*	3	1	4	0	0.0	0	0	0	0	0
10/7	@ PHI*	5	1	6	1	0.0	3	0	0	0	0
10/14	ARI*	2	3	5	1	0.0	1	1	0	0	1
10/21	@ NYJ*	3	3	6	0	0.0	0	0	0	0	0
10/28	NO	INACTIVE									
11/4	DET	INACTIVE									
11/18	@ CHI	INACTIVE									
11/25	GB*	1	3	4	0	0.0	0	0	0	0	0
12/2	@ NE*	6	0	6	0	0.0	0	0	0	0	0
12/10	@ SEA*	6	1	7	1	1.0	3	0	0	0	0
12/16	MIA*	6	1	7	2	2.0	4	0	0	0	0
12/23	@ DET*	3	2	5	2	0.0	0	0	0	0	0
12/30	CHI*	1	2	3	0	0.0	0	0	0	0	0
GP/GS: 13/13	48	23	71	8	3.0	9	1	0	0	2	

2019	MIN	U	A	T	TFL	SK	QH	FF	FR	INT	PD
9/8	ATL*	6	1	7	1	1.0	3	0	0	0	1
9/15	@ GB*	5	1	6	0	0.0	1	0	0	0	0
9/22	OAK	INACTIVE									
9/29	@ CHI*	4	2	6	0	0.0	0	0	0	0	1
10/6	@ NYG*	5	1	6	1	0.0	3	0	0	1	2
10/13	PHI*	8	3	11	1	0.0	1	0	1	0	1
10/20	@ DET*	6	3	9	0	0.0	1	0	0	0	1
10/24	WAS*	3	1	4	1	0.5	1	0	0	0	0
11/3	@ KC*	3	2	5	0	0.0	0	0	0	0	1
11/10	@ DAL*	6	1	7	1	0.0	0	0	0	0	0
11/17	DEN*	6	0	6	0	0.0	1	0	0	0	0
12/2	@ SEA*	9	2	11	0	0.0	3	0	0	0	0
12/8	DET*	3	1	4	0	0.0	0	0	0	0	0
12/15	@ LAC*	4	3	7	1	0.0	1	0	0	0	0
12/23	GB*	2	4	6	0	0.0	0	1	0	0	0
12/29	CHI	INACTIVE									
GP/GS: 14/14	72	24	96	6	1.5	16	1	1	1	1	7

2019 PLAYOFFS

1/5/20	@ NO*	7	1	8	1	0.0	0	0	0	0	0
1/11/20	@ SF*	6	2	8	0	0.0	0	1	1	0	0
GP/GS: 2/2	13	3	16	1	0.0	0	1	1	0	0	

2020	MIN	U	A	T	TFL	SK	QH	FF	FR	INT	PD
9/13	GB*	6	0	6	0.0	0.0	0	0	0	0	0
9/20	@ IND*	0	0	0	0.0	0.0	0	0	0	0	0
9/27	TEN	RESERVE/INJURED									
10/4	@ HOU	RESERVE/INJURED									
10/11	@ SEA	RESERVE/INJURED									
10/18	ATL	RESERVE/INJURED									
11/1	@ GB	RESERVE/INJURED									
11/8	DET	RESERVE/INJURED									
11/16	@ CHI	RESERVE/INJURED									
11/22	DAL	RESERVE/INJURED									
11/29	CAR	RESERVE/INJURED									
12/6	JAX	RESERVE/INJURED									
12/13	@ TB	RESERVE/INJURED									
12/20	CHI	RESERVE/INJURED									
12/25	@ NO	RESERVE/INJURED									
1/3	@ DET	RESERVE/INJURED									
GP/GS: 2/2		6	0	6	0.0	0.0	0	0	0	0	0



12

CHAD BEEBE

POSITION: Wide Receiver
HEIGHT/WEIGHT: 5-10/183
DOB: 6-1-94
HOMETOWN: Aurora, IL

COLLEGE: Northern Illinois
ACQUIRED: UDFA 2018
NFL SEASON: 2
VIKINGS SEASON: 2

2020 GP/GS
12/0

Career GP/GS
18/0

Playoffs GP/GS
0/0

- The son of former NFL star Don Beebe, who played in 6 Super Bowls for the Buffalo Bills and Green Bay Packers.
- Spent the first 8 weeks of the 2018 season on the Vikings practice squad before being promoted to the active roster and debuting vs. Detroit on 11/4/18.

OFF THE FIELD

- Graduated with a communications/corporate business major.
- Chad's father, Don, is the head coach at Aurora University in Illinois. Don played 9 total seasons in the NFL, spending time with the Buffalo Bills, Carolina Panthers and Green Bay Packers and totaling 219 receptions for 3,416 receiving yards and 23 TDs.
- Frequently volunteered for community service events during his rookie season, including the American Cancer Society's 2018 Crucial Catch luncheon honoring 12 cancer survivors.

PRO

- Placed on the Reserve/Injured list on 9/24/19.
- Made his NFL debut against Detroit on 11/4/18.
- Signed to Minnesota's active roster on 11/3/18.
- Added to Vikings practice squad after release during final cuts.
- Signed with Minnesota on 5/7/18 as an undrafted free agent after a tryout in the team's rookie minicamp.

2020: MINNESOTA VIKINGS

- Totaled one catch for 11 yards and played special teams vs. Tennessee (9/27).
- Tallied one catch for 11 yards and returned two punts for seven yards at Seattle (10/11).
- Had two receptions for 13 yards vs. Atlanta (10/18).
- Recorded 12 yards on one catch at Green Bay (11/1).
- Returned second career kickoff for a career-long 19 yards vs. Detroit (11/8).
- Had two catches for a season-high 16 yards at Chicago (11/16).
- Set career highs in Week 12 with 63 yards and seven catches while recording the game-winning touchdown (first of his career) in the fourth quarter vs. Carolina (11/29).
- Had two catches for 10 yards in Week 13 (12/6).
- Returned two punts 15 yards at Tampa Bay (12/13).

- Recorded 21 yards on two receptions against Chicago (12/20).

2019: MINNESOTA VIKINGS

- Appeared in 3 games during an injury-shortened 2019 season.
- Logged his 1st KOR in the season opener vs. Atlanta (9/8).
- Set a new career-long with a 61-yard reception in the 2nd quarter at Green Bay (9/15).
- Returned 3 punts for 21 yards vs. Oakland (9/22) before exiting with an ankle injury.
- Placed on the Reserve/Injured list on 9/24/19.

2018: MINNESOTA VIKINGS

- Appeared in 3 games during his rookie season after being elevated from the practice squad in Week 9.
- Joined the Vikings practice squad on 9/2/18 after being released during final cuts.
- Promoted to the active roster on 11/3/18.
- Made his NFL debut vs. Detroit (11/4), securing his 1st career catch with a 2-yard reception from Kirk Cousins in the 1st quarter. Finished with 3 receptions for 21 yards on the day.
- Caught 1 pass for 18 yards at Chicago (11/18).
- Inactive Weeks 12-15 with a hamstring injury.
- Returned from injury at Detroit (12/23), appearing on offense and fair catching 1 punt.
- Inactive with a hamstring injury vs. Chicago (12/30).

COLLEGE

- Played in 44 games for the Huskies and finished his career ranking in the Top-10 in program history in punt returns (48) and punt return yards (329).
- Averaged a team-high 14.9 yards per reception as a redshirt senior, totaling 417 yards on 28 catches.
- Was 2nd on the team with 775 all-purpose yards, averaging 86.1 yards per game, in his final collegiate season.
- Turned in his best game of his career when he caught 6 passes for 125 yards at Bowling Green on 10/21/17.
- Finished his career with 64 receptions for 930 yards and 3 TDs as well as 5 rushes for 10 yards.
- Did not play in 2016 due to an offseason injury that resulted in him taking a redshirt year.
- Grabbed 21 receptions and 219 receiving yards, both 4th-best

on the team, in 2014 prior to suffering a broken arm in the MAC Championship game.

- Earned 3rd-Team All-MAC honors as a punt returner by Phil Steele in 2014.

• Earned IHSA All-State honors following his senior season at Aurora Christian HS in Aurora, IL.

- Holds the Aurora Christian HS records for most career receptions and receiving yards.

PREP

BEEBE'S NFL TOTALS												
RECEIVING						KICKOFF RETURNS						
Year	GP/GS	No.	Yds.	Avg.	Lg.	TD	Year	KOR	Yds.	Avg.	Lg.	TD
2018 (Min)	3/0	4	39	9.8	18	0	2018	0	0	0	0	0
2019 (Min)	3/0	2	70	35.0	61	0	2019 (Min)	1	13	13.0	13	0
Playoffs	1/0	0	0	0.0	0	0	Playoffs	0	0	0	0	0
2020 (Min)	12/0	18	142	7.8	16	1	2020 (Min)	1	19	19.0	19	0
Total	18/0	24	251	10.5	61	1	Total	2	32	16.0	19	0
Playoffs	0/0	0	0	0.0	0	0	Playoffs	0	0	0	0	0
PUNT RETURNS						SINGLE-GAME CAREER HIGHS (* - playoffs)						
Year	PR	Yds.	Avg.	Lg.	TD	Receptions	7.....	vs. Carolina, 11/29/20				
2018	0	0	0	0	0	Receiving Yards	63.....	vs. Carolina, 11/29/20				
2019 (Min)	7	46	6.6	15	0	Long reception	61.....	at Green Bay, 9/15/19				
Playoffs	0	0	0	0	0	Kickoff Returns	1.....	2x, Last vs. Detroit, 11/8/20				
2020 (Min)	6	22	3.7	10	0	Kick Return Yards	19.....	vs. Detroit, 11/8/20				
Total	13	68	5.2	15	0	Punt Returns.....	4.....	at Green Bay, 9/15/19				
Playoffs	0	0	0	0	0	Punt Return Yards.....	25.....	at Green Bay, 9/15/19				

BEEBE'S CAREER GAME-BY-GAME - RECEIVING (*starts)

2018	MIN	No.	Yards	Avg.	Long	TD
9/9	SF	PRACTICE SQUAD				
9/16	@ GB	PRACTICE SQUAD				
9/23	BUF	PRACTICE SQUAD				
9/27	@ LAR	PRACTICE SQUAD				
10/7	@ PHI	PRACTICE SQUAD				
10/14	ARI	PRACTICE SQUAD				
10/21	@ NYJ	PRACTICE SQUAD				
10/28	NO	PRACTICE SQUAD				
11/4	DET	3	21	7.0	13	0
11/18	@ CHI	1	18	18.0	18	0
11/25	GB	INACTIVE				
12/2	@ NE	INACTIVE				
12/10	@ SEA	INACTIVE				
12/16	MIA	INACTIVE				
12/23	@ DET	0	0	0.0	0	0
12/30	CHI	INACTIVE				
GP/GS: 3/0		4	39	9.8	18	0

2019	MIN	No.	Yards	Avg.	Long	TD
9/8	ATL	1	9	9.0	9	0
9/15	@ GB	1	61	61.0	61	0
9/22	OAK	0	0	0.0	0	0
9/29	@ CHI	RESERVE/INJURED				
10/6	@ NYG	RESERVE/INJURED				
10/13	PHI	RESERVE/INJURED				
10/20	@ DET	RESERVE/INJURED				
10/24	WAS	RESERVE/INJURED				
11/3	@ KC	RESERVE/INJURED				
11/10	@ DAL	RESERVE/INJURED				
11/17	DEN	RESERVE/INJURED				
12/2	@ SEA	RESERVE/INJURED				
12/8	DET	RESERVE/INJURED				
12/15	@ LAC	RESERVE/INJURED				
12/23	GB	RESERVE/INJURED				
12/29	CHI	RESERVE/INJURED				
GP/GS: 3/0		2	70	35.0	61	0
2019 PLAYOFFS						
1/5/20	@ NO	RESERVE/INJURED				
1/11/20	@ SF	RESERVE/INJURED				
GP/GS: 0/0		0	0	0.0	0	0

BEEBE'S TOUCHDOWNS

GAMEPLAY
vs. Carolina, 11/29/20 10 pass from K. Cousins
Total.....1 (1 receiving)

2020	MIN	No.	Yards	Avg.	Long	TD
9/13	GB	INACTIVE				
9/20	@ IND	INACTIVE				
9/27	TEN	1	7	7.0	7	0
10/4	@ HOU	0	0	0.0	0	0
10/11	@ SEA	1	11	11.0	11	0
10/18	ATL	2	13	6.5	9	0
11/1	@ GB	1	1	12.0	12	0
11/8	DET	0	0	0.0	0	0
11/16	@ CHI	2	16	8.0	12	0
11/22	DAL	0	0	0.0	0	0
11/29	CAR	7	63	9.0	16	1
12/6	JAX	2	10	5.0	5	0
12/13	@ TB	0	0	0.0	0	0
12/20	CHI	2	21	10.5	12	0
12/25	@ NO					
1/3	@ DET					
GP/GS: 12/0		18	142	0.0	16	1

BEEBE'S CAREER GAME-BY-GAME - PUNT RETURNS (*starts)

2019	MIN	No.	Yards	Avg.	FC	Lg.	TD
9/8	ATL	0	0	0.0	3	0	0
9/15	@ GB	4	25	6.3	2	15	0
9/22	OAK	3	21	7.0	1	13	0
9/29	@ CHI	RESERVE/INJURED					
10/6	@ NYG	RESERVE/INJURED					
10/13	PHI	RESERVE/INJURED					
10/20	@ DET	RESERVE/INJURED					
10/24	WAS	RESERVE/INJURED					
11/3	@ KC	RESERVE/INJURED					
11/10	@ DAL	RESERVE/INJURED					
11/17	DEN	RESERVE/INJURED					
12/2	@ SEA	RESERVE/INJURED					
12/8	DET	RESERVE/INJURED					
12/15	@ LAC	RESERVE/INJURED					
12/23	GB	RESERVE/INJURED					
12/29	CHI	RESERVE/INJURED					
GP/GS: 3/0		7	46	6.6	6	15	0

2019 PLAYOFFS

1/5/20	@ NO	RESERVE/INJURED					
1/11/20	@ SF	RESERVE/INJURED					
GP/GS: 0/0		0	0	0.0	0	0	0

2020	MIN	No.	Yards	Avg.	FC	Lg.	TD
9/13	GB	INACTIVE					
9/20	@ IND	INACTIVE					
9/27	TEN	0	0	0.0	2	0	0
10/4	@ HOU	0	0	0.0	0	0	0
10/11	@ SEA	3	7	2.3	0	7	0
10/18	ATL	0	0	0.0	1	0	0
11/1	@ GB	0	0	0.0	0	0	0
11/8	DET	0	0	0.0	0	0	0
11/16	@ CHI	0	0	0.0	0	0	0
11/22	DAL	0	0	0.0	0	0	0
11/29	CAR	2	0	0.0	1	0	0
12/6	JAX	0	0	0.0	0	0	0
12/13	@ TB	2	15	7.5	0	10	0
12/20	CHI	0	0	0.0	0	0	0
12/25	@ NO						
1/3	@ DET						
GP/GS: 12/0		6	22	3.7	4	10	0



23

MIKE BOONE

POSITION: Running Back
HEIGHT/WEIGHT: 5-10/206
DOB: 7-30-95
HOMETOWN: Macclenny, FL

COLLEGE: Cincinnati
ACQUIRED: UDFA 2018
NFL SEASON: 3
VIKINGS SEASON: 3

2020 GP/GS

14/0

Career GP/GS

38/2

Playoffs GP/GS

2/0

- Tabbed NFC Special Teams Player of the Week after Week 4 performance at Houston.
- Set career highs in carries (17) and rushing yards (148) in Week 17 of the 2019 season vs. Chicago.
- Appeared in a career-high 16 games with 2 starts during the 2019 regular season.

OFF THE FIELD

- Teammate with Vikings LB Eric Wilson during their University of Cincinnati careers.
- Active with community engagement activities with Vikings.

PRO

- Made his NFL debut vs. Buffalo on 9/23/18.
- Signed with Minnesota on 4/30/18 as an undrafted free agent.

2020: MINNESOTA VIKINGS

- Saw action on special teams in Weeks 1-3, recording two tackles.
- Forced first career fumble on special teams, a momentum-changing play that led to a field goal, and totaled one tackle at Houston (10/4) en route to earning NFC Special Teams Player of the Week and the Week 4 NFL Way to Play Award.
- Had two carries for 19 yards and one special teams tackle at Seattle (10/11).
- Returned his first career kickoff 17 yards in the Vikings upset victory at Green Bay (11/1).
- Had two carries for eight yards and one reception for four yards in Week 14 (12/13).

2019: MINNESOTA VIKINGS

- Played in all 16 games during the 2019 season with 2 starts, finishing with 49 carries for 273 rushing yards (5.6 avg.) and 3 rushing TDs.
- Totaled 196 rushing yards and 2 TDs in the preseason to help secure a roster spot.
- Scored the first 2 TDs of his NFL career at the LA Chargers (12/15), establishing career highs in attempts (13), rushing yards (56) and rushing TDs (2) in relief of an injured Dalvin Cook.
- Made his 1st career start vs. Green Bay (12/23), rushing 11 times

for 28 yards and catching 1 pass for 5 yards.

- Started his 2nd consecutive game vs. Chicago (12/29), setting new career highs in carries (17) and rushing yards (148) while adding 1 rushing TD on a 1-yard run.
- Wild Card game at New Orleans (1/5/20) was playoff debut.
- Notched 1 special teams tackle in Divisional Round game at San Francisco (1/11/20).

2018: MINNESOTA VIKINGS

- Appeared in 8 games during his rookie season, totaling 48 scrimmage yards on 13 total touches.
- Made his NFL debut vs. Buffalo (9/23), rushing 2 times for a team-leading 11 yards and catching 1 pass for no gain.
- Carried 1 time for a season-long 20 yards vs. Arizona (10/14).
- Season-high 4 carries for 4 yards at the New York Jets (10/21).
- Ran the ball 3 times for 11 yards vs. New Orleans (10/28).

COLLEGE

- Played in 10 games, starting 9, as a senior in 2017 (110 carries, 484 yards, 4 TDs; 24 catches, 177 yards, and 1 TD reception).
- Saw action in 9 games in 2016 before a foot injury against BYU caused him to miss the rest of the season.
- Totaled 105 carries, 388 yards, 2 TDs, 20 catches, 249 receiving yards, 21 kick returns for 506 yards in those 9 games.
- Played in 10 games in 2015, totaling 717 rushing yards on 96 carries for an average of 7.5 yards per carry.
- Originally scheduled to redshirt in 2014 and ended up leading the team in rushing with 650 yards and 9 TDs in 9 games. Averaged 6.4 yards per carry and had only 5 lost yards; scored in 7 straight games.

PREP

- Helped Baker County High to a 7-3 record as a senior, catching 57 passes for 1,068 yards and 18 TDs.
- Holds a school record of 211 receiving yards in a game.

BOONE'S NFL TOTALS

		RUSHING					RECEIVING					SPECIAL TEAMS	
Year	GP/GS	Att.	Yds.	Avg.	Lg.	TD	No.	Yds.	Avg.	Lg.	TD	Tkls.	FF
2018 (Min)	8/0	11	47	4.3	20	0	2	1	0.5	1	0	0	0
2019 (Min)	16/2	49	273	5.6	59	3	3	17	5.7	7	0	4	0
Playoffs	2/0	0	0	0.0	0	0	0	0	0.0	0	0	1	0
2020 (Min)	14/0	5	26	5.2	12	0	2	10	5.0	6	0	5	1
Total	38/2	65	346	5.3	59	3	7	28	4.0	7	0	9	1
Playoffs	2/0	0	0	0.0	0	0	0	0	0.0	0	0	1	1

SINGLE-GAME CAREER HIGHS (* - playoffs)

Rushing Attempts 17 vs. Chicago, 12/29/19
Rushing Yards 148 vs. Chicago, 12/29/19
Rushing TD 2 at LA Chargers, 12/15/19
Long Rush 59 vs. Chicago, 12/29/19

Receptions 2 vs. Chicago, 12/29/19
Receiving Yards 12 vs. Chicago, 12/29/19
ST Forced Fumbles 1 at Houston, 10/4/20
Long Kickoff Return 17 at Green Bay, 11/1/20

BOONE'S TOUCHDOWNS

GAME	PLAY
@ LA Chargers, 12/15/19	8 rush, 2 rush
vs. Chicago, 12/29/19	1 rush
Total.....	3 (3 rush)

BOONE'S CAREER GAME-BY-GAME (*starts; games with 100+ rushing yards in bold)

RUSHING							RECEIVING				
2018	MIN	Att.	Yards	Avg.	Long	TD	No.	Yards	Avg.	Long	TD
9/9	SF	INACTIVE									
9/16	@ GB	INACTIVE									
9/23	BUF	2	11	5.5	11	0	1	0	0.0	0	0
9/27	@ LAR	0	0	0.0	0	0	1	1	1.0	1	0
10/7	@ PHI	1	1	1.0	1	0	0	0	0.0	0	0
10/14	ARI	1	20	20.0	20	0	0	0	0.0	0	0
10/21	@ NYJ	4	4	1.0	9	0	0	0	0.0	0	0
10/28	NO	3	11	3.7	7	0	0	0	0.0	0	0
11/4	DET	0	0	0.0	0	0	0	0	0.0	0	0
11/18	@ CHI	INACTIVE									
11/25	GB	INACTIVE									
12/2	@ NE	INACTIVE									
12/10	@ SEA	INACTIVE									
12/16	MIA	INACTIVE									
12/23	@ DET	INACTIVE									
12/30	CHI	0	0	0.0	0	0	0	0	0.0	0	0
GP/GS: 8/0		11	47	4.3	20	0	2	1	0.5	1	0
2019	MIN	Att.	Yards	Avg.	Long	TD	No.	Yards	Avg.	Long	TD
9/8	ATL	0	0	0.0	0	0	0	0	0.0	0	0
9/15	@ GB	0	0	0.0	0	0	0	0	0.0	0	0
9/22	OAK	3	28	9.3	24	0	0	0	0.0	0	0
9/29	@ CHI	0	0	0.0	0	0	0	0	0.0	0	0
10/6	@ NYG	0	0	0.0	0	0	0	0	0.0	0	0
10/13	PHI	0	0	0.0	0	0	0	0	0.0	0	0
10/20	@ DET	0	0	0.0	0	0	0	0	0.0	0	0
10/24	WAS	0	0	0.0	0	0	0	0	0.0	0	0
11/3	@ KC	0	0	0.0	0	0	0	0	0.0	0	0
11/10	@ DAL	0	0	0.0	0	0	0	0	0.0	0	0
11/17	DEN	0	0	0.0	0	0	0	0	0.0	0	0
12/2	@ SEA	0	0	0.0	0	0	0	0	0.0	0	0
12/8	DET	5	13	2.6	4	0	0	0	0.0	0	0
12/15	@ LAC	13	56	4.3	10	2	0	0	0.0	0	0
12/23	GB*	11	28	2.5	7	0	1	5	5.0	5	0
12/29	CHI*	17	148	8.7	59	1	2	12	6.0	7	0
GP/GS: 16/2		49	273	5.6	59	3	3	17	5.7	7	0
2019 PLAYOFFS											
1/5/20	@ NO	0	0	0.0	0	0	0	0	0.0	0	0
1/11/20	@ SF	0	0	0.0	0	0	0	0	0.0	0	0
GP/GS: 2/0		0	0	0.0	0	0	0	0	0.0	0	0
2020	MIN	No.	Yds.	Avg.	Lg.	TD	No.	Yds.	Avg.	Lg.	TD
9/13	GB	0	0	0.0	0	0	0	0	0.0	0	0
9/20	@ IND	0	0	0.0	0	0	0	0	0.0	0	0
9/27	TEN	0	0	0.0	0	0	0	0	0.0	0	0
10/4	@ HOU	0	0	0.0	0	0	0	0	0.0	0	0
10/11	@ SEA	2	19	0.0	12	0	0	0	0.0	0	0
10/18	ATL	1	-1	-1.0	-1	0	1	6	0.0	6	0
11/1	@ GB	0	0	0.0	0	0	0	0	0.0	0	0
11/8	DET	0	0	0.0	0	0	0	0	0.0	0	0
11/16	@ CHI	0	0	0.0	0	0	0	0	0.0	0	0
11/22	DAL	0	0	0.0	0	0	0	0	0.0	0	0
11/29	CAR	0	0	0.0	0	0	0	0	0.0	0	0
12/6	JAX	0	0	0.0	0	0	0	0	0.0	0	0
12/13	@ TB	2	8	4.0	5	0	1	4	4.0	4	0
12/20	CHI	0	0	0.0	0	0	0	0	0.0	0	0
12/25	@ NO										
1/3	@ DET										
GP/GS: 14/0		5	26	5.2	12	0	2	10	5.0	6	0



29

KRIS BOYD

POSITION: Cornerback
HEIGHT/WEIGHT: 5-11/200
DOB: 9-12-96
HOMETOWN: Gilmer, TX

COLLEGE: Texas
ACQUIRED: Draft 7a (#217) 2019
NFL SEASON: 2
VIKINGS SEASON: 2

2020 GP/GS
10/4

Career GP/GS
26/4

Playoffs GP/GS
2/0

- Led Minnesota with 11 special teams tackles in 2019.
- Teammates and friends of Vikings CB Holton Hill at Texas and high school teammate of rookie Blake Lynch at Gilmer HS.

OFF THE FIELD

- Comes from football family that includes younger brother, Demarco, a LB at Texas, and cousins Bobby Taylor and Curtis Brown who played in the NFL.
- Majored in youth and community studies.

PRO

- Selected in the 7th round (#217), the 1st of 4 picks by the Vikings in the 7th round.
- The 1st Longhorn drafted by Vikings since DE Brian Robison in 2007.

2020: MINNESOTA VIKINGS

- Made a special teams tackle vs. Green bay (9/13).
- Led Minnesota on special teams with two tackles at Indianapolis (9/20).
- Recorded two solo tackles vs. Tennessee (9/27) and at Green Bay (11/1).
- Made first career start and finished second on the team with 10 tackles, 1.0 tackle for loss and one pass defended as Minnesota beat Detroit (11/8). Also recorded first career forced fumble.
- Had four tackles on *Monday Night Football* at Chicago (11/16).
- Made three tackles and recorded a pass defended vs. Dallas (11/22).
- Recorded six tackles vs. Jacksonville (12/6).
- Placed on Reserve/Injured on 12/15/20.

2019: MINNESOTA VIKINGS

- Appeared in all 16 games throughout his rookie campaign, finishing with 12 total tackles (11 solo) and leading Minnesota with 11 special teams tackles.
- Made his NFL and Vikings debut vs. Atlanta, making his 1st

career solo tackle and 2 special teams tackles (9/8).

- Set career highs with 8 solo tackles, 2 TFL and 1 PBU vs. Chicago (12/29).
- Made his NFL postseason debut in the Wild Card win at New Orleans (1/5/20).
- Made 1 special teams tackle in the Divisional Round game at San Francisco (1/11/20).

COLLEGE

- Appeared in 51 games with 33 starts.
- Was 1st-Team All-Big 12 as a senior and 2nd-Team as a junior.
- Capped career with 191 tackles, 141 of those solo stops, 4 INTs, 4 FF, 3 FR and 40 PD.
- Key part of UT transformation under Head Coach Tom Herman, capping college career with a 28-21 win over Georgia in Sugar Bowl to finish 2018 season 10-4.
- Played in 14 and started 13 games as a senior and ranked 5th on team in tackles and led team with 16 PD.
- Started 12 of 13 games played as a junior in 2017 and ranked 5th on team in tackles but led with 15 PD.
- Had career-high 13 tackles vs. Oklahoma State.
- Started final 8 games and played in 12 as a sophomore, snaring a Patrick Mahomes pass for 1st career INT to seal win at Texas Tech.
- Played in all 12 games as true freshman and tallied a season-high 7 tackles vs. Oklahoma State.
- Had spot duty as a KO return man.

PREP

- Selected to play in the U.S. Army All-American Bowl and a 2nd Team 4A All-State honoree as a senior by Texas Sportswriters and Honorable Mention by AP.
- Team was 16-0 as senior to claim 4A Division 2 state title and played in title game in 2012.
- Notched 1,000+ yards rushing 3 times in high school.
- Set Texas record on 4x200 team at 1:25.49.

BOYD'S NFL TOTALS

Year	GP/GS	Tackles								Special	
		Solo	Asst.	Total	Sacks	INTs	PBU	TFL	QBH	FF/FR	Teams
2019 (Min)	16/0	11	1	12	0.0	0	1	2	0	0/0	11
Playoffs	2/0	0	0	0	0.0	0	0	0	0	0/0	1
2020 (Min)	10/4	21	9	30	0.0	0	2	1	0	1/0	3
Totals	26/4	32	10	42	0.0	0	3	3	0	1/0	14
Playoffs	2/0	0	0	0	0.0	0	0	0	0	0/0	1

BOYD'S CAREER GAME-BY-GAME (*starts)

2019	MIN	U	A	T	TFL	SK	QH	FF	FR	INT	PD
9/8	ATL	1	0	1	0	0.0	0	0	0	0	0
9/15	@ GB	0	0	0	0	0.0	0	0	0	0	0
9/22	OAK	0	0	0	0	0.0	0	0	0	0	0
9/29	@ CHI	0	0	0	0	0.0	0	0	0	0	0
10/6	@ NYG	1	0	1	0	0.0	0	0	0	0	0
10/13	PHI	0	0	0	0	0.0	0	0	0	0	0
10/20	@ DET	0	0	0	0	0.0	0	0	0	0	0
10/24	WAS	0	0	0	0	0.0	0	0	0	0	0
11/3	@ KC	0	0	0	0	0.0	0	0	0	0	0
11/10	@ DAL	0	0	0	0	0.0	0	0	0	0	0
11/17	DEN	0	0	0	0	0.0	0	0	0	0	0
12/2	@ SEA	0	0	0	0	0.0	0	0	0	0	0
12/8	DET	0	0	0	0	0.0	0	0	0	0	0
12/15	@ LAC	1	1	2	0	0.0	0	0	0	0	0
12/23	GB	0	0	0	0	0.0	0	0	0	0	0
12/29	CHI	8	0	8	2	0.0	0	0	0	0	1
GP/GS: 16/0	11	1	12	2	0.0	0	0	0	0	1	1

2019 PLAYOFFS

1/5/20 @ NO	0	0	0	0	0.0	0	0	0	0	0	0
1/11/20 @ SF	0	0	0	0	0.0	0	0	0	0	0	0
GP/GS: 2/0	0	0	0	0	0.0	0	0	0	0	0	0

2020	MIN	U	A	T	TFL	SK	QH	FF	FR	INT	PD
9/13	GB	0	0	0	0	0.0	0	0	0	0	0
9/20	@ IND	0	0	0	0	0.0	0	0	0	0	0
9/27	TEN	2	0	2	0	0.0	0	0	0	0	0
10/4	@ HOU	INACTIVE									
10/11	@ SEA	INACTIVE									
10/18	ATL	INACTIVE									
11/1	@ GB	2	0	2	0	0.0	0	0	0	0	0
11/8	DET*	8	3	11	1	0.0	0	1	0	0	1
11/16	@ CHI*	2	2	4	0	0.0	0	0	0	0	0
11/22	DAL*	2	1	3	0	0.0	0	0	0	0	1
11/29	CAR	3	0	3	0	0.0	0	0	0	0	0
12/6	JAX*	2	4	6	0	0.0	0	0	0	0	0
12/13	@ TB	0	0	0	0	0.0	0	0	0	0	0
12/20	CHI	RESERVE/INJURED									
12/25	@ NO										
1/3	@ DET										
GP/GS: 10/4	21	9	30	1	0.0	0	0	0	0	0	2



56

GARRETT BRADBURY

POSITION: Center

HEIGHT/WEIGHT: 6-3/305

DOB: 6-20-95

HOMETOWN: Charlotte, NC

COLLEGE: North Carolina State

ACQUIRED: Draft 1 (#18) 2019

NFL SEASON: 2

VIKINGS SEASON: 2

2020 GP/GS
14/14

Career GP/GS
30/30

Playoffs GP/GS
2/2

- Started at center as Minnesota notched a 3,000-yard passer, 1,000-yard rusher and 1,000-yard receiver in the same season for the eighth time in franchise history in 2020. It's the first time the Vikings have done so in back-to-back seasons (2019-20) since 1997-98.
- Highest-drafted center in Vikings history and only 1st rounder.
- Became the 1st player in Vikings history to start 16 games at center as a rookie. Only the 2nd player in franchise history to start every regular-season game at center as a rookie, as Mick Tingelhoff started all 14 games as a rookie in 1962.
- Part of an offensive line that gave up only 28 sacks in 2019, tied for 5th-fewest in the NFL and tied for the 6th-lowest single-season total in franchise history.

OFF THE FIELD

- In November 2019, helped give away 250 turkeys with other offensive linemen at The Salvation Army-Citadel Worship and Service Center in St. Paul.
- Earned degree in business supply operations management in 2017 and played the 2018 season as a graduate student.
- Father, Tim, played football at Eastern Washington and Montana State.

HONORS

- Named the Vikings 2019 Rookie of the Year as part of annual Minnesota Football Honors program.

PRO

- The only Vikings center to be drafted in the 1st round, going #18 overall in the 2019 NFL Draft.
- The 3rd NC State player selected in the 1st round by the Vikings, joining RB Ted Brown in 1979 (#16) and CB Dewayne Washington in 1994 (#18).
- The previously highest-drafted center by the Vikings was Dave

Huffman in the 2nd round (#43) in 1979.

- Made his NFL vs. Atlanta on 9/8/19.

2020: MINNESOTA VIKINGS

- Started at center as the unit paved the way for 382 total yards of offense, two rushing touchdowns by Dalvin Cook and three successful two-point conversions vs. Green Bay (9/13).
- Started at center while with the offense totaled 464 net yards and Minnesota had a 100-yard rusher and 100-yard receiver vs. Tennessee (9/27).
- Helped Minnesota to 410 net yards of offense as the Vikings had two 100-yard receivers and a 100-yard rusher in Week 4 (10/4) for the first time since 2000.
- Paved the way for 449 total net yards of offense at Seattle as the Vikings had a 100-yard rusher for the third straight game (10/11).
- Started at center as the Vikings recorded 324 total net yards and Cook posted a four-touchdown, 100-yard rushing game in an upset win at Green Bay (11/1).
- Part of an offensive line that allowed just one sack while the offense posted 487 net yards and Cook rushed for 206 yards, including a 70-yard rushing touchdown in Week 9 (11/8).
- Started at center while Minnesota recorded 385 total net yards of offense and rookie WR Justin Jefferson notched his fourth 100-yard game of the season en route to defeating Chicago 19-13 on MNF (11/16).
- Started at center while Minnesota had a 300-yard passer and a 100-yard receiver and rusher in the same game for the first time since 2019 and the fourth time in team history.
- Paved the way for the offense as Minnesota became the second team in NFL history to have four different receivers with seven-plus catches and 60 or more yards in the same game vs. Carolina (11/29).
- Started at center as Minnesota's offense put up 420 net yards vs. Jacksonville (12/6).

- Started at center as the Vikings had a 100-yard rusher and put up 162 rushing yards against Tampa Bay, the most allowed by the Buccaneers since Week 15 of the 2018 season.
- Paved the way as Dalvin Cook rushed for 132 yards and Justin Jefferson totaled 104 yards receiving vs. Chicago (12/20).

2019: MINNESOTA VIKINGS

- Became the 1st player in Vikings history to start 16 games at center as a rookie. Only the 2nd player in franchise history to start every regular-season game at center as a rookie, as Mick Tingelhoff started all 14 games as a rookie C in 1962.
- Joined Harrison Smith as the only current Vikings to start all 16 games as a rookie for Minnesota.
- Minnesota allowed 0 sacks in 5 total games this season, tying a franchise record. The Vikings allowed 1 sack or fewer in 11 games in 2019, a new single-season franchise record.
- Became just the 3rd rookie C in Vikings history to start a Week 1 game by doing so in his NFL debut vs. Atlanta (9/8). Was also part of a line that did not give up a sack on the day.
- Started at C as the offensive line blocked for Dalvin Cook's career-high 154 rushing yards at Green Bay (9/15).
- Started at C as Minnesota put up 490 yards of offense at NY Giants (10/6).
- Started at C vs. Philadelphia (10/13) as the Vikings offense scored 38 points.
- Started at C at Detroit (10/20) as Minnesota posted 503 total yards of offense, the most since Minnesota racked up 558 total yards vs. Atlanta on 9/28/14, and scored 42 points, the most in a game since Minnesota scored 49 points vs. the New York Giants on 12/27/15.
- Started at C vs. Washington (10/24) as the Vikings offense was not forced to punt for the first time since the 2004 season.
- Started in 27-23 Vikings win vs. Denver (11/17) as Minnesota scored 27 2nd-half points after being down 20-0 at half.
- Caught a tipped pass to record the 1st reception of his career vs. Detroit (12/8).
- Started at C in the Wild Card win at New Orleans (1/5/20), his NFL postseason debut.
- Started at C and recorded his 2nd-career reception in the Divisional game vs. San Francisco (1/11/20), gaining 2 yards off a deflected pass. The play made him the 1st Vikings offensive lineman with a postseason reception since Ed White vs. Dallas (12/25/71).

COLLEGE

- Started 39 of the 48 college games he played, including the final 39 straight.
- Capped college career by earning the Rimington Award as the top center in the country. A semifinalist for the Outland Trophy as a senior, the only center among the semifinalists.
- Consensus All-America and 1st-Team All-ACC as a senior.
- Served as a team captain as a senior and paved the way for the Wolfpack to have a 1,000-yard rusher (1,091 by Reggie Gallaspy), 3,000-yard passer (3,928 by Ryan Finley) and a pair of 1,000-yard receivers (1,186 by Kelvin Harmon and 1,047 by Jakobi Meyers).
- Awarded 1st-Team All-ACC by media as a junior and honorable mention by the ACC.
- During junior campaign, the Wolfpack's RB Nyheim Hines broke the 1,000-yard mark (1,113). Harmon had 1,017 yards receiving and Finley threw for 3,514 yards.
- Team went 9-4 as a junior and senior, ending season ranked #23 in 2017 following a win over Arizona State in the Sun Bowl.
- During final 3 seasons, he blocked for 3 different 1,000-yard rushers and protected Finley as the QB broke the 3,000-yard mark each year.
- Made transition from TE to OL as a redshirt freshman in 2015.
- Redshirted as a TE during first season in 2014.
- Was an Academic All-District selection as a senior and shared the Wolfpack award.
- Named Academic All-ACC each of his 4 years.

PREP

- Led Charlotte Christian to North Carolina Independent Schools Athletic Association state titles in 2012 and 2013 as a junior and senior.
- Standout TE an DE.
- Hauled in 12 receiving TDs as a prep. 6 of those as a senior.
- Ranked as #58 TE in nation by Scout.com and #54 by ESPN.
- Standout baseball catcher.

BRADBURY'S CAREER GAMES/STARTS

Year	GP/GS
2019 (Min)	16/16
Playoffs	2/2
2020 (Min)	14/14
Totals	30/30
<i>Playoffs</i>	<i>2/2</i>



67

JORDAN BRAILFORD

2020 GP/GS
3/0Career GP/GS
3/0Playoffs GP/GS
0/0

OFF THE FIELD

- Son of Robin Daniels and Nathaniel Brailford, Jr.
- Majored in management.

PRO

- Originally selected by Washington in the seventh round (253rd overall) of the 2019 NFL Draft.
- Signed to Washington's practice squad following roster cutdowns (9/6/20).
- Signed to Minnesota's active roster from Washington's practice squad on 10/13/20.

2020: MINNESOTA VIKINGS

- Spent Weeks 1-5 on Washington's practice squad.
- Active but did not play vs. Atlanta (10/18).
- Made NFL debut vs. Jacksonville and recorded two tackles and a forced fumble and fumble recovery (12/6).

2019: WASHINGTON FOOTBALL TEAM

- Spent the 2019 season on the reserve/injured list

COLLEGE

- Played collegiately at Oklahoma State from 2014-18, compiling 135 total tackles (90 solo), 31.5 tackles for loss, 16 sacks, three forced fumbles, one interception and one pass defended in 35

POSITION: Defensive End
HEIGHT/WEIGHT: 6-3/252
DOB: 10-9-95
HOMETOWN: Tulsa, OK

COLLEGE: Oklahoma State
ACQUIRED: PS (WAS) 2020
NFL SEASON: 2
VIKINGS SEASON: 1

career games.

- Named team captain and was selected first-team All-Big 12 by the coaches in the conference and a second-team All-Big 12 selection by the Associated Press in 2018.
- As a senior, amassed 54 total tackles (37 solo), 16 tackles for loss, nine sacks, a forced fumble and a pass defended in 13 games. Led the Big 12 in sacks per game (0.69) and his seven quarterback hurries ranked fourth in OSU school history.
- Selected to the 2017 second-team All-Big 12 honorée by the coaches and the Associated Press after recording 57 total tackles (34 solo), 10.5 tackles for loss, 4.5 sacks and a forced fumble in 13 games in 2017.
- Injured in 2016.
- Appeared in 10 games in 2015, finishing with 23 tackles (18 solo) and 3.5 tackles for loss.
- Redshirted in 2014.

PREP

- Attended Booker T. Washington H.S. in Tulsa, Okla., where he notched 105 tackles and nine sacks during his senior year.
- Earned 98 tackles, 11 sacks, two fumble recoveries and one fumble return for a touchdown during his junior year
- Participant in the Semper Fidelis All-American Game and first team all-state honors from The Oklahoman and the Tulsa World during his senior year.

BRAILFORD'S NFL TOTALS

		Tackles									Special
Year	GP/GS	Solo	Asst.	Total	Sacks	INTs	PBU	TFL	QBH	FF/FR	Teams
2019 (Min)	0/0	RESERVE/INJURED									
2020 (Min)	3/0	2	0	2	0.0	0	0	0	0	1/1	0
Totals	3/0	2	0	2	0.0	0	0	0	0	1/1	0

BRAILFORD'S CAREER GAME-BY-GAME (*starts)

2019	WAS	U	A	T	TFL	SK	QH	FF	FR	INT	PD
9/8	@ PHI	RESERVE/INJURED									
9/15	DAL	RESERVE/INJURED									
9/23	CHI	RESERVE/INJURED									
9/29	@ NYG	RESERVE/INJURED									
10/6	NE	RESERVE/INJURED									
10/13	@ MIA	RESERVE/INJURED									
10/20	SF	RESERVE/INJURED									
10/24	@ MIN	RESERVE/INJURED									
11/3	@ BUF	RESERVE/INJURED									
11/17	NYJ	RESERVE/INJURED									
11/24	DET	RESERVE/INJURED									
12/1	@ CAR	RESERVE/INJURED									
12/8	@ GB	RESERVE/INJURED									
12/15	PHI	RESERVE/INJURED									
12/22	NYG	RESERVE/INJURED									
12/29	@ DAL	RESERVE/INJURED									
GP/GS:	0/0	0	0	0	0.0	0	0	0	0	0	0

2020	U	A	T	TFL	SK	QH	FF	FR	INT	PD
9/13	PHI	PRACTICE SQUAD								
9/20	@ ARI	PRACTICE SQUAD								
9/27	@ CLE	PRACTICE SQUAD								
10/4	BAL	PRACTICE SQUAD								
10/4	NO	PRACTICE SQUAD								
10/11	LAR	PRACTICE SQUAD								
		WENT FROM WAS TO MIN								
10/18	ATL	DID NOT PLAY								
11/1	@ GB	INACTIVE								
11/8	DET	INACTIVE								
11/16	@ CHI	INACTIVE								
11/22	DAL	INACTIVE								
11/29	CAR	INACTIVE								
12/6	JAX	2	0	2	0.0	0	1	1	0	0
12/13	@ TB	0	0	0	0.0	0	0	0	0	0
12/20	CHI	0	0	0	0.0	0	0	0	0	0
12/25	@ NO									
1/3	@ DET									
GP/GS:	3/0	2	0	2	0.0	0	1	1	0	0



85

DAN CHISENA

2020 GP/GS
12/0Career GP/GS
12/0Playoffs GP/GS
0/0

OFF THE FIELD

- Graduated with degree in security and risk analysis in December 2019, continuing a family legacy dating back to his great-grandfather, Enos Perry, as Penn State alums.
- Father, Dave, played football at Delaware (1979-83).

PRO

- Only rookie undrafted free agent to make the Vikings 53-man roster after the September 5 cut-down.
- Signed with Minnesota as an undrafted free agent on April 27, 2020.

2020: MINNESOTA VIKINGS

- Made his NFL debut in the season opener vs. Green Bay, playing 17 snaps on special teams.
- Recovered the first fumble of his career after Mike Boone forced it on a punt return in the first quarter, leading to a Vikings field goal at Houston (10/4).
- Inactive at Green Bay with a hip injury (11/1).
- Recorded his first special teams tackle on MNF at Chicago (11/16).
- Made a key tackle on punt team in overtime, stopping Jacksonville's returner at the 29-yard line in a drive that would end with a Vikings defensive interception in Jacksonville territory (12/6).

POSITION: Wide Receiver

HEIGHT/WEIGHT: 6-3/202

DOB: 2-25-97

HOMETOWN: Downingtown, PA

HIGH SCHOOL: Downingtown-East

COLLEGE: Penn State

ACQUIRED: UDFA 2020

NFL/VIKINGS SEASON: R

COLLEGE

- Dual-sport athlete at Penn State, ran sprints and relays from 2016-18 on track team before playing football in 2018 and 2019.
- Played in 14 games with 2 starts with the football team over 2018 and 2019, with 12 of the games and both starts in 2019. Opened games at Indiana and vs. Ohio State.
- Capped college career with Cotton Bowl win over Memphis.
- An Academic All-Big Ten honoree for football in 2019 and earned Ridge Riley Memorial team award for sportsmanship, scholarship, leadership and friendship along with John Bruno Award as the outstanding member of special teams.
- Ran on Penn State school-record setting 4x100 team in 2017, clocking in at 39.08 and ran on 4x100 and 4x400 relay teams at the 2017 NCAA Outdoor Championships, finishing 13th and 9th, respectively.
- Helped Penn State to team conference title in track during 2017 outdoor season, and the 4x400 team won Big Ten title.

PREP

- An All-Region choice in football and won 3 state titles in track for Downingtown East High, claiming 100m, 200m and 4x100 Class AAA championships in 2015.

CHISENA'S NFL TOTALS

Year	GP/GS	No.	RECEIVING				SPECIAL TEAMS		
			Yds.	Avg.	Lg.	TD	Tkls.	FF	FR
2020 (Min)	12/0	0	0	0.0	0	0/0	2	0	1
Total	12/0	0	0	0.0	0	0	2	0	1

CHISENA'S CAREER GAME-BY-GAME - RECEIVING (*starts)

2020	MIN	No.	Yards	Avg.	Long	TD
9/13	GB	0	0	0.0	0	0
9/20	@ IND	0	0	0.0	0	0
9/27	TEN	0	0	0.0	0	0
10/4	@ HOU	0	0	0.0	0	0
10/11	@ SEA	0	0	0.0	0	0
10/18	ATL	0	0	0	0	0
11/1	@ GB	INACTIVE				
11/8	DET	0	0	0	0	0
11/16	@ CHI	0	0	0	0	0
11/22	DAL	INACTIVE				
11/29	CAR	0	0	0	0	0
12/6	JAX	0	0	0	0	0
12/13	@ TB	0	0	0	0	0
12/20	CHI	0	0	0	0	0
12/25	@ NO					
1/3	@ DET					
GP/GS: 12/0		0	0	0	0	0

CHISENA'S CAREER GAME-BY-GAME - SPECIAL TEAMS

2020	MIN	T	FF	FR	BK	TD
8	GB	0	0	0	0	0
9/20	@ IND	0	0	0	0	0
9/27	TEN	0	0	1	0	0
10/4	@ HOU	0	0	0	0	0
10/11	@ SEA	0	0	0	0	0
10/18	ATL	0	0	0	0	0
11/1	@ GB	INACTIVE				
11/8	DET	0	0	0	0	0
11/16	@ CHI	1	0	0	0	0
11/22	DAL	INACTIVE				
11/29	CAR	0	0	0	0	0
12/6	JAX	1	0	0	0	0
12/13	@ TB	0	0	0	0	0
12/20	CHI	0	0	0	0	0
12/25	@ NO					
1/3	@ DET					
GP/GS: 12/0		2	0	1	0	0



72

EZRA CLEVELAND

2020 GP/GS
11/7Career GP/GS
11/7Playoffs GP/GS
0/0

- Two-time 1st-Team All-Mountain West choice in 2018 and '19.
- Posted an overall record of 33-8 during his Boise State career with a pair of appearances in the Las Vegas Bowl.
- Started all 40 of his collegiate games at LT over 3 seasons.

OFF THE FIELD

- Earned academic All-Mountain West honors in 2017.
- One of 58 players that virtually attended the 2020 NFL Draft.
- Majored in construction management.
- Son of James and Shawna Cleveland. Born three weeks premature but weighed in at 11 pounds at birth.
- Grew up in suburban Tacoma in Spanaway, WA.

PRO

- Selected in the 2nd round (#58 overall) of the 2020 NFL Draft after declaring for the draft as a redshirt junior.
- Joins college teammate, RB Alexander Mattison, on the Vikings. The duo played together from 2016-18 for the Broncos.
- Highest-drafted Boise State Bronco since Leighton Vander Esch was selected by Dallas in the 1st round of 2018 NFL Draft.
- Led the OL group at the NFL Combine with his 4.46 20-yard shuttle and 7.26 3-cone drill. Posted a 4.93 40-yard dash, which ranked 3rd and 30 bench press reps, which ranked 5th among all OL.
- Marked the 3rd straight season the Vikings used a 1st or 2nd-round draft pick on an OL, joining 2019 1st-rounder Garrett Bradbury and 2018 2nd-rounder Brian O'Neill.

2020: MINNESOTA VIKINGS

- Inactive in Week 1 vs. Green Bay (9/13).
- Made NFL debut at Indianapolis (9/20).
- Made first career start vs. Atlanta as the Vikings recorded 365 total net yards and Justin Jefferson posted his third career 100-yard game (10/18).
- Started at right guard as the Vikings recorded 324 total net yards and Dalvin Cook posted a four-touchdown, 100-yard rushing game in an upset win at Green Bay (11/1).
- Part of an offensive line that allowed just one sack while the offense posted 487 net yards and Cook rushed for 206 yards, including a 70-yard rushing touchdown in Week 9 (11/8).
- Started at right guard while Minnesota recorded 385 total net yards of offense and rookie WR Justin Jefferson notched his fourth 100-yard game of the season en route to defeating Chicago 19-13 on MNF (11/16).
- Returned to action after missing Weeks 11-12 with an ankle injury. Helped the Vikings record 420 total net yards of offense vs. Jacksonville (12/6).
- Started at right guard as the Vikings had a 100-yard rusher and put up 162 rushing yards against Tampa Bay, the most allowed by the Buccaneers since Week 15 of the 2018 season.
- Paved the way as Dalvin Cook rushed for 132 yards and Justin Jefferson totaled 104 yards receiving vs. Chicago (12/20).

COLLEGE

- Two-time 1st-team All-Mountain West in 2018 and '19 and honorable mention in 2017 as a redshirt freshman.
- Started in all 40 of his college games after redshirting in 2016.
- Boise State played in Mountain West Championship Game

POSITION: Tackle**HEIGHT/WEIGHT:** 6-6/311**DOB:** 5-8-98**HOMETOWN:** Spanaway, WA**HIGH SCHOOL:** Bethel**COLLEGE:** Boise State**ACQUIRED:** D2 (#58) 2020**NFL/VIKINGS SEASON:** R

each season, winning conference title in 2017 and 2019.

- Helped Broncos to 12-2 mark in 2019, with the only losses coming at BYU and in Las Vegas Bowl to Washington.
- Squad went 10-3 in 2018 and 11-3 in 2017, winning Las Vegas Bowl over Oregon.
- Blocked for the nation's 19th ranked scoring offense (34.7 ppg) and Mountain West Freshman of the Year, RB George Holani, in 2019.
- During his time as a Bronco, helped extended the team's streak of having a 1,000-yard rusher to 12 consecutive seasons. Alexander Mattison's rushing totals benefited from Cleveland in 2017 (1,086) and 2018 (1,415).
- Protected Mountain West Player of the Year, QB Brett Rypien, and the nation's 18th-ranked passing offense (292 ypg) in 2018.
- Started 14 games as a redshirt freshman while the Broncos finished 2nd on the Mountain West in scoring (32.5 ppg).

PREP

- As a senior, totaled 41 tackles and 4.0 sacks. Earned Lineman of the Year honors after being named 1st-Team All-Area as a DT and 1st-team All-Conference as an OL.
- Named Bethel's Defensive Player of the Year and earned a spot on Washington's All-State team.
- Played CF in baseball and wrestled at Bethel.
- Two-star recruit according to Rivals and the #24 player in Washington.

CLEVELAND'S CAREER GAMES/STARTS

Year	GP/GS
2020 (Min)	11/7
Totals	11/7



BRITTON COLQUITT

POSITION: Punter
HEIGHT/WEIGHT: 6-3/210
DOB: 3-20-1985
HOMETOWN: Knoxville, TN

COLLEGE: Tennessee
ACQUIRED: FA 2019
NFL SEASON: 11
VIKINGS SEASON: 2

2020 GP/GS	Career GP/GS	Playoffs GP/GS
14/0	174/0	12/0
(96/0 DEN, 48/0-CLE, 30/0-MIN) (10/0 DEN, 2/0-MIN)		

- In 2019 became the 4th NFL punter since 1991 to not record a single touchback in an entire season (min. 40 punts). Became the 1st NFL punter since 1991 to record 0 touchbacks and a net punting average of 42.0 yards or higher.
- Set a Vikings single-season record with a net punting average of 42.6 yards in 2019.
- Joined Vikings after his release in final roster cuts after preseason by Cleveland, joining rookie long snapper (Austin Cutting) to give the Vikings specialists an entirely new battery. Helped Dan Bailey with the 4th-most accurate FG season by a Vikings kicker and make 19 straight FGs to end the season.
- Britton and older brother Dustin, became the first pair of brothers to punt in the NFL since 1941.
- Was member of the Super Bowl 50 Champion Denver Broncos under Head Coach Gary Kubiak.
- Tied a Cleveland record with 32 punts inside the 20-yard line in 2018 and was named a Pro Bowl alternate for his efforts.

OFF THE FIELD

- Britton, brother Dustin Colquitt, father Craig Colquitt and cousin Jimmy Colquitt are the top four punters in University of Tennessee history.
- Craig won 2 Super Bowls with the Steelers, while Jimmy punted for the Seahawks in 1985 and Dustin was a Super Bowl Champion and 2-time Pro Bowler for the Chiefs, the 4th Super Bowl title in the family. Craig, Britton and Dustin are the 1st father-son-son trio to all win at least 1 Super Bowl in NFL history.

HONORS

- Named Vikings Special Teams Player of the Year for 2019 as part of the annual Minnesota Football Honors program.

PRO

- Originally signed with the Denver Broncos as an undrafted free agent on 4/27/09.
- Waived by Denver on 9/1/09.
- Signed to the Miami Dolphins practice squad on 12/23/09.
- Signed by the Denver Broncos to the active roster on 12/30/09.
- Signed by the Broncos on 4/4/12.
- Waived by the Broncos on 8/30/16.
- Signed by the Cleveland Browns on 9/3/16.
- Released by Cleveland on 8/31/19.
- Signed by the Minnesota Vikings on 9/1/19.
- Re-signed with the Minnesota Vikings on 3/17/20.

2020: MINNESOTA VIKINGS

- Punted 2 times in the season opener vs. Green Bay, landing his second punt of the day inside the 10-yard line (9/13).
- Averaged 42.0 yards per punt on four punts at Indianapolis (9/20).
- Booted a 53-yard punt and landed one inside the 20-yard line vs. Tennessee (9/27).
- Landed one of four punts inside the 20-yard line in Week 4

and averaged 41.5 yards per punt (10/4).

- Booted a season-long 57-yard punt at Seattle (10/11).
- Averaged 49.5 yards on four punts and landed one inside the 20-yard line vs. Atlanta (10/18).
- Had three punts in gale-force winds at Green Bay, averaging 37.7 yards per punt as the Vikings defeated the Packers 28-22 (11/1).
- Totaled 208 yards on five punts and landed one inside the 20-yard line in Vikings 19-13 win on MNF at Chicago (11/16). Also attempted a 2-point conversion in the fourth quarter after an off-target PAT snap.
- Averaged 51.3 yards on three punts, including a season-long 59-yard punt, vs. Dallas (11/22). It marked his 20th game, second this season, with a gross punting average of 51.0 or higher.
- Averaged 51.0 yards per punt on three punts vs. Carolina (11/29), marking his sixth game since joining the Vikings with a punting average above 50.0 yards.
- Punted seven times for 331 yards and an average of 47.3 yards per punt in Week 13 (12/6).

2019: MINNESOTA VIKINGS

- Punted 62 times in 2019 (45.2 gross avg., 42.6 net avg.).
- Set a Vikings season record with a 42.6 net punting average.
- Joined the Vikings just before the regular season after his release by Cleveland and solidified the Vikings punting and holding, helping K Dan Bailey have one of his best seasons.
- Became the 4th NFL player and 2nd Viking (Ryan Quigley, 2017) since 1991 to not record a single touchback in a season (min. 40 punts) and the only player to do so with a net punting average of 42.0 or higher.
- Recorded a punt of 50 yards or longer in all 15 games in which he punted, the only player in the NFL to do so in 2019.
- Made his Vikings debut vs. Atlanta, punting 5 times for 247 yards with a net average of 40.2 yards.
- Did not have to punt vs. Washington (10/24), marking just the 7th time in franchise history the team has not punted.
- At Kansas City (11/3), punted in the same game as his brother, Dustin, for the 14th time in their NFL careers. Finished the game with 8 punts for 353 yards, both season highs.
- Dropped a season-high 4 punts inside the 20 vs. Detroit (12/8).
- Punted 8 times for a season-high 377 yards vs. Green Bay (12/23), pinning 2 kicks within the opponent 20.
- Hit 6 punts for 298 yards in the Wild Card game at New Orleans (1/5/20), recording 1 TB and 1 punt within the 20. The TB was his 1st since the 2018 NFL season.
- Booted a season-long 61-yard punt in the Divisional game at San Francisco (1/11/20).

2018: CLEVELAND BROWNS

- Voted a Browns team captain by teammates.
- Finished tied for 6th in NFL and tied a team record with 32 punts inside 20-yard line.
- His career-long 79-yard punt vs. LA Chargers (10/14) was 2nd longest in team history (Horace Gillom 80, vs. NY Giants, 11/28/54) and tied for longest in league since 2015 (Jordan Berry 79 vs. Arizona, 10/18/15).
- Punted career-high 12 times vs. Pittsburgh (9/9) with a 43.5 avg., 37.2 net and career-best 6 inside the 20-yard line.

2017: CLEVELAND BROWNS

- Voted captain by teammates prior to season.
- Set Browns record with 40.6 net avg., surpassing his own mark set in 2016 (40.3).
- Set career-high 47.6 gross avg., which ranked 5th in NFL.

2016: CLEVELAND BROWNS

- Averaged 45.3 yards (40.3 net) on 83 punts with 22 inside 20-yard line and 2 touchbacks.
- His 40.3 net avg. set a Browns franchise record.
- 1 of only 2 NFL punters (Rams Johnny Hekker) with 2 or fewer touchbacks and min. 50 punts.
- Spent offseason, training camp and preseason with Broncos prior to joining the Browns.
- Punted 7 times at Tennessee (9/16) with a 50.9 avg., 43.7 net and 1 touchback and 65-yard long.
- His 65-yard punt is tied for 5th-longest by Browns since 1999.

2015: DENVER BRONCOS

- Appeared in 16 games, punting 84 times (43.6 avg., 39.7 net) with 22 punts inside the 20-yard line and 4 TBs.
- Member of the Broncos team that won Super Bowl 50.
- Placed the 4th most punts inside the 20 in NFL history for a single postseason with 9.

2014: DENVER BRONCOS

- Appeared in 16 games, recording 69 punts (44.2 avg., 37.6 net) with 25 punts inside the 20-yard line and 4 touchbacks.
- Tallied a season-high 8 punts at Seattle (9/21) for 378 yards (47.3 avg., 42.8 net) with 3 inside the 20.
- Marked a season-long punt of 65 yards at Oakland (11/9).

2013: DENVER BRONCOS

- Appeared in 16 games, recording 65 punts (44.5 avg., 38.8 net) with 23 punts inside the 20-yard line and 3 touchbacks.
- Tied a career-high by placing 5 punts inside the 20-yard line vs. Baltimore (9/5).

2012: DENVER BRONCOS

- Appeared in 16 games, recording 67 punts and averaging 46.3

- yards with 27 punts inside the 20-yard line and 4 TBs.
- Set a franchise record with a 42.1-yard net average on the year.
- Ranked 3rd in the league with a net average of 41.1 yards.

2011: DENVER BRONCOS

- Had 101 punts with a career-high 33 punts inside the 20.
- Set Broncos records with a 47.4-yard gross average and a 40.2-yard net average on the season.

2010: DENVER BRONCOS

- Appeared in 16 games, recording 86 punts (44.6 avg., 36.6 net) with 19 punts inside the 20-yard line and seven touchbacks.
- Tallied a career high 56.2-yard gross average on 5 punts at Arizona (12/12).

2009: MIAMI DOLPHINS/DENVER BRONCOS

- Spent the season on the practice squads of the Miami Dolphins and the Denver Broncos.
- Originally signed with Denver as a rookie free agent, spending offseason and training camp with the club before being waived in final roster cuts.
- Moved to Denver's 53-man roster on 12/23, signed off Miami's practice squad.

COLLEGE

- Appeared in 43 games for Tennessee, finishing 2nd on the school's all-time punting avg. list.
- Totaled 209 punts (42.6 avg.) with 73 punts inside the 20.
- As a junior in 2007, earned 2nd team All-SEC honors.
- As a sophomore in 2006, earned consensus 1st-Team All-SEC.

PREP

- Attended Bearden High School (Knoxville, TN), where he earned All-State honors as a junior and senior.
- Also played soccer and won 2 state titles as a forward.

COLQUITT'S NFL TOTALS

Year	GP	No.	Yds.	Gr. Avg.	Net Avg.	Long	IN20	TBs	Blk.
2010 (Den)	16	86	3,835	44.6	36.6	63	19	7	0
2011 (Den)	16	101	4,783	47.4	40.2	66	33	7	0
Playoffs	2	11	436	39.6	37.1	50	2	0	0
2012 (Den)	16	67	3,105	46.3	42.1	67	27	4	0
Playoffs	1	5	244	48.8	44.4	59	3	0	0
2013 (Den)	16	65	2,893	44.5	38.8	60	23	3	1
Playoffs	3	3	108	36.0	29.3	48	1	1	0
2014 (Den)	16	69	3,048	44.2	37.6	65	25	4	0
Playoffs	1	6	244	40.7	39.5	48	1	0	0
2015 (Den)	16	84	3,663	43.6	39.7	62	22	4	0
Playoffs	3	23	1,072	46.6	42.7	57	9	1	0
2016 (Cle)	16	83	3,761	45.3	40.3	65	22	2	0
2017 (Cle)	16	80	3,811	47.6	40.6	67	24	2	1
2018 (Cle)	16	83	3,767	45.4	38.2	79	32	6	2
2019 (Min)	16	62	2,802	45.2	42.6	59	24	0	0
Playoffs	2	12	588	49.0	41.8	61	4	1	0
2020 (Min)	14	49	2,112	43.1	37.0	59	8	3	2
Total	174	829	37,580	45.3	40.6	79	259	42	6
Playoffs	12	60	2,692	44.9	40.6	61	20	3	0

SINGLE-GAME CAREER HIGHS (* - playoffs)

Punts12 vs. Pittsburgh, 9/9/18
Punting Yards522 vs. Pittsburgh, 9/9/18
Punting Average56.5 vs. NY Jets, 10/8/17
Net Average51.0 vs. Cincinnati, 9/18/11

Long Punt79 at Tampa Bay, 10/21/18
Inside 20-Yd Line6 vs. Pittsburgh, 9/9/18
Touchbacks2 4x, last at San Diego, 11/27/11



83

TYLER CONKLIN

2020 GP/GS

14/1

Career GP/GS

45/5

Playoffs GP/GS

2/0

- Recorded a career-high 8 receptions in 2019.
- Played NCAA Division II basketball at Northwood University.
- In Michigan for 1 season before transferring to Central Michigan and concentrating on football.

OFF THE FIELD

- In March of 2019, visited students at Sequoyah Elementary in his hometown to read books for National Reading Month.
- Younger brother, Trevor, played LB at Central Michigan and is now serving in the U.S. Navy.
- Earned a degree in communications from Central Michigan.

PRO

- Made his 1st career start vs. Buffalo (9/23).
- Selected in the 5th round (#157) of the 2018 NFL Draft.
- Was 12th of 14 TEs drafted in 2018.
- Minnesota traded up 10 spots in the 5th round to select the Central Michigan TE.

2020: MINNESOTA VIKINGS

- Recorded a special teams tackle at Indianapolis (9/20).
- Notched a season-high 11 yards on two receptions in the Vikings MNF win at Chicago (11/16).
- Had one reception for five yards in Minnesota's fourth-quarter comeback vs. Carolina (11/29).
- Recorded a 1-yard catch in the Vikings overtime win vs. Jacksonville (12/6).
- Made the fifth start of his career and caught a 15-yard catch in the second quarter, finishing with 40 receiving yards and a career high five catches at Tampa Bay (12/13).
- Scored the first touchdown of his career, a 20-yard pass, in a career day as he tallied a career high 57 yards on three catches.

2019: MINNESOTA VIKINGS

- Caught a career-high 8 passes for 58 yards in 2019 while playing in 15 games.
- Made his season debut at Green Bay (9/15).
- Made 1 special teams tackle vs. Philadelphia (10/13).

POSITION: Tight End

HEIGHT/WEIGHT: 6-3/254

DOB: 7-30-95

HOMETOWN: Chesterfield, MI

COLLEGE: Central Michigan

ACQUIRED: D5 (#157) 2018

NFL SEASON: 3

VIKINGS SEASON: 3

- Notched his 1st start of the season vs. Washington (10/24).
- Made his first 2 catches of the season vs. Denver (11/17) for a total of 28 yards.
- Caught 2 passes for 8 yards at Seattle (12/2).
- Caught a career-high 3 passes vs. Detroit (12/8) for 13 yards.
- Made his NFL postseason debut in the Wild Card win at New Orleans (1/5/20).
- Caught 1 pass for 5 yards in the Divisional game at San Francisco (1/11/20).

2018: MINNESOTA VIKINGS

- Saw action in all 16 games during his rookie season, starting 3. Finished with 5 receptions for 77 yards on the year.
- Made his NFL debut against San Francisco (9/9), hauling in his 1st career catch for 6 yards in the 3rd quarter.
- Made his first career start vs. Buffalo (9/23), hauling in 1 catch for 7 yards.
- Made his 2nd start of the season vs. Green Bay (11/25).
- Had the best game of his rookie season vs. Miami (12/16), notching 2 receptions for 53 yards, both career highs.

COLLEGE

- In 2017, appeared in 8 games, starting 5, after missing the first 5 with an injury.
- Team captain and 3rd-Team All-MAC honoree as a senior.
- Caught a 16-yard TD pass in Senior Bowl from Wyoming QB Josh Allen, whom the Bills drafted at No. 7 overall.
- In 2016, appeared in all 13 games, making 11 starts.
- Ranked 3rd on team in receptions (42) and yards (560).
- Played Division II basketball in 2013-14 season at Northwood and averaged 3.3 points/game in 8 career games.

PREP

- Starred in football and basketball at L'Anse Creuse North HS.
- Led his basketball team to the Class A Final Four as a junior.

CONKLIN'S NFL TOTALS

Year	GP/GS	No.	RECEIVING				TD	Special Teams
			Yds.	Avg.	Lg.			
2018 (Min)	16/3	5	77	15.4	33	0	0	0
2019 (Min)	15/1	8	58	7.3	20	0	0	0
Playoffs	2/0	1	5	5.0	5	0	0	0
2020 (Min)	14/1	12	123	10.3	30	1	1	1
Total	45/5	25	258	10.3	33	1	1	1
Playoffs	2/0	1	5	5.0	5	0	0	0

SINGLE-GAME CAREER HIGHS (* - playoffs)

Receptions 5..... at Tampa Bay, 12/13/20
Receiving Yards 57..... vs. Chicago, 12/20/20
Long Reception 33..... vs. Miami, 12/16/18
Touchdowns 1..... vs. Chicago, 12/20/20
ST Tackles 1..... at Indianapolis, 9/20/20

CONKLIN'S CAREER GAME-BY-GAME (*starts)

2018	MIN	No.	Yards	Avg.	Long	TD
9/9	SF	1	6	6.0	6	0
9/16	@ GB	0	0	0.0	0	0
9/23	BUF*	1	7	7.0	7	0
9/27	@ LAR	0	0	0.0	0	0
10/7	@ PHI	0	0	0.0	0	0
10/14	ARI	0	0	0.0	0	0
10/21	@ NYJ	0	0	0.0	0	0
10/28	NO	0	0	0.0	0	0
11/4	DET	0	0	0.0	0	0
11/18	@ CHI	0	0	0.0	0	0
11/25	GB*	0	0	0.0	0	0
12/2	@ NE	0	0	0.0	0	0
12/10	@ SEA*	1	11	11.0	11	0
12/16	MIA	2	53	26.5	33	0
12/23	@ DET	0	0	0.0	0	0
12/30	CHI	0	0	0.0	0	0
GP/GS: 16/3		5	77	15.4	33	0

2019	MIN	No.	Yards	Avg.	Long	TD
9/8	ATL	INACTIVE				
9/15	@ GB	0	0	0.0	0	0
9/22	OAK	0	0	0.0	0	0
9/29	@ CHI	0	0	0.0	0	0
10/6	@ NYG	0	0	0.0	0	0
10/13	PHI	0	0	0.0	0	0
10/20	@ DET	0	0	0.0	0	0
10/24	WAS*	0	0	0.0	0	0
11/3	@ KC	0	0	0.0	0	0
11/10	@ DAL	0	0	0.0	0	0
11/17	DEN	2	28	14.0	20	0
12/2	@ SEA	2	8	4.0	5	0
12/8	DET	3	13	4.3	11	0
12/15	@ LAC	0	0	0.0	0	0
12/23	GB	0	0	0.0	0	0
12/29	CHI	1	9	9.0	9	0
GP/GS: 15/1		8	58	7.3	20	0
2019 PLAYOFFS						
1/5/20	@ NO	0	0	0.0	0	0
1/11/20	@ SF	1	5	5.0	5	0
GP/GS: 2/0		1	5	5.0	5	0

2020	MIN	No.	Yards	Avg.	Long	TD
9/13	GB	0	0	0.0	0	0
9/20	@ IND	0	0	0.0	0	0
9/27	TEN	0	0	0.0	0	0
10/4	@ HOU	0	0	0.0	0	0
10/11	@ SEA	0	0	0.0	0	0
10/18	ATL	0	0	0.0	0	0
11/1	@ GB	0	0	0.0	0	0
11/8	DET	0	0	0.0	0	0
11/16	@ CHI	2	11	5.5	9	0
11/22	DAL	0	0	0.0	0	0
11/29	CAR	1	5	5.0	5	0
12/6	JAX	1	10	10.0	10	0
12/13	@ TB*	5	40	8.0	15	0
12/20	CHI	3	57	19.0	30	1
12/25	@ NO					
1/3	@ DET					
GP/GS: 14/1		12	123	10.3	30	1



57

RYAN CONNELLY

POSITION: Linebacker
HEIGHT/WEIGHT: 6-2/236
DOB: 10-23-95
HOMETOWN: Eden Prairie, MN

COLLEGE: Wisconsin
ACQUIRED: W (NYG) 2020
NFL SEASON: 2
VIKINGS SEASON: 1

2020 GP/GS 12/0 **Career GP/GS** 16/3 (4/3-NYG, 12/0-MIN) **Playoffs GP/GS** 0/0

- Minnesota native who played high school football at perennial power Eden Prairie under head coach Mike Grant, the son of Pro Football Hall of Fame Vikings coach Bud Grant.

OFF THE FIELD

- Earned degree in economics at UW in December 2018.
- Cousin, Anders Lee, plays in the NHL with NY Islanders.
- Joins fellow Minnesota products Adam Thielen (Detroit Lakes) and C.J. Ham (Duluth) on the 2020 Vikings roster.

PRO

- Was productive in final 2 games he played as a rookie, at Tampa Bay and vs. Washington, starting both and notching 12 tackles, 2 INTs and a sack.
- Was the 1st Giants LB to record a sack and INT in the same game since Kawika Mitchell in 2007 at Buffalo.
- Originally a 5th-round pick (#143) by NY Giants in 2019.
- Acquired by Minnesota off waivers in final roster cuts from NY Giants on 9/6/20.

2020: MINNESOTA VIKINGS

- Has played in a career-high eight games in 2020.
- Made Vikings debut at Indianapolis, recording 1 special teams tackle (9/20).
- Had one special teams tackle in Week 11 (11/22) and Week 13 (12/6).

2019: NEW YORK GIANTS

- Played in opening 4 games of the season and started final 3 he played in before suffering season-ending knee injury.
- Made NFL debut in season opener at Dallas (9/8) where he had 2 solo tackles.
- Started 1st career game vs. Buffalo (9/15) and posted 6 tackles.
- Had INTs in consecutive games at Tampa Bay (9/22) and vs.

- Washington (9/29), adding a sack against Washington.
- Notched 1st INT of career off Jameis Winston at Tampa Bay (9/22) and returned it 13 yards. Added career-best 7 tackles in game and helped team to a 32-31 win, the 1st of the season. The INT was the 1st by a Giants rookie LB since Bryan Kehl snared a Ben Roethlisberger pass in 2008.
 - Had most productive game of season vs. Washington (9/29) before suffering injury. Grabbed an INT off Case Keenum on the 3rd play of the game that set up a Giants TD. Sacked Keenum for a 2-yard loss on the next series and ended day with 5 tackles.

COLLEGE

- Capped Badgers career with 246 tackles (156 solo), 29 TFL, 6.0 sacks and 2 INTs in 52 games with 26 starts.
- Originally a walk-on at UW, earned a scholarship before his 2nd season with the club.
- Started all 12 games he played as a senior in 2018 when he served as a team captain and earned 3rd-Team All-Big Ten by conference coaches.
- Helped Badgers to a 4-0 bowl mark in his tenure, highlighted by a 13-1 campaign in 2017 that ended with a win over Miami in the Orange Bowl.
- UW played in the Big Ten Championship Game in 2016 and 2017, falling to Penn State and Ohio State respectively.
- Led team in tackles as a junior in 2017 with 88 stops and ranked 2nd on team as a senior with 89.
- Named Honorable Mention All-Big Ten as a junior and Academic All-Big Ten as a junior and senior.
- Named Big Ten Defensive Player of the Week as a sophomore in 2016 for 11-tackle day against Nebraska.
- Played in 14 games with 6 starts as a sophomore.
- Redshirted in 2014 and played in 12 games in 2015.

PREP

- Helped Eden Prairie to 3 straight Class 6A state football titles

as a sophomore, junior and senior.

- Helped lacrosse team to state championships as a junior and senior.

CONNELLY'S NFL TOTALS

Year	GP/GS	Solo	Asst.	Total	Sacks	INTs	PBU	TFL	QBH	FF/FR	Special Teams
2019 (NYG)	4/3	10	10	20	1.0	2 (18)	0	0	0	0/0	0
2020 (Min)	12/0	0	0	0	0.0	0	0	0	0	0/0	3
Total	16/3	10	10	20	1.0	2 (18)	0	0	0	0/0	3

SINGLE-GAME CAREER HIGHS

Tackles	7	at Tampa Bay, 9/22/19	Interception	1	2x, last vs. Wash., 9/29/19
Solo Tackles	3	2x, last vs. Wash., 9/29/19	Long INT Return	13	at Tampa Bay, 9/22/19
Sacks	1.0	vs. Washington, 9/29/19			

CONNELLY'S SACKS		
GAME	QB	SACK
vs. Washington, 9/29/19	Case Keenum	1.0
Total		1.0

CONNELLY'S INTERCEPTIONS		
GAME	QB	INT
at Tampa Bay, 9/22/19	Jameis Winston	1 (13)
vs. Washington, 9/29/19	Case Keenum	1 (5)
Total		2 (18)

CONNELLY'S CAREER GAME-BY-GAME (* starts)													
2019	NYG	U	A	T	TFL	SK	QH	FF	FR	INT	PD		
9/8	@ DAL	2	0	2	0	0.0	0	0	0	0	0	0	0
9/15	BUF*	3	3	6	0	0.0	0	0	0	0	0	0	0
9/22	@ TB*	2	5	7	0	0.0	0	0	0	1	0	0	0
9/29	WAS*	3	2	5	0	1.0	0	0	0	1	0	0	0
10/6	MIN	RESERVE/INJURED											
10/10	@ NE	RESERVE/INJURED											
10/20	ARZ	RESERVE/INJURED											
10/27	@ DET	RESERVE/INJURED											
11/4	DAL	RESERVE/INJURED											
11/10	@ NYJ	RESERVE/INJURED											
11/24	@ CHI	RESERVE/INJURED											
12/1	GB	RESERVE/INJURED											
12/9	@ PHI	RESERVE/INJURED											
12/15	MIA	RESERVE/INJURED											
12/22	@ WAS	RESERVE/INJURED											
12/29	PHI	RESERVE/INJURED											
GP/GS: 4/3		10	10	20	0	1.0	0	0	0	1	0		

2020	MIN	U	A	T	TFL	SK	QH	FF	FR	INT	PD	
9/13	GB	INACTIVE										
9/20	@ IND	0	0	0	0	0.0	0	0	0	0	0	
9/27	TEN	0	0	0	0	0.0	0	0	0	0	0	
10/4	@ HOU	0	0	0	0	0.0	0	0	0	0	0	
10/11	@ SEA	0	0	0	0	0.0	0	0	0	0	0	
10/18	ATL	0	0	0	0	0.0	0	0	0	0	0	
11/1	@ GB	0	0	0	0	0.0	0	0	0	0	0	
11/8	DET	0	0	0	0	0.0	0	0	0	0	0	
11/16	@ CHI	INACTIVE										
11/22	DAL	0	0	0	0	0.0	0	0	0	0	0	
11/29	CAR	0	0	0	0	0.0	0	0	0	0	0	
12/6	JAX	0	0	0	0	0.0	0	0	0	0	0	
12/13	@ TB	0	0	0	0	0.0	0	0	0	0	0	
12/20	CHI	0	0	0	0	0.0	0	0	0	0	0	
12/25	@ NO											
1/3	@ DET											
GP/GS: 12/0		0	0	0	0	0.0	0	0	0	0	0	



33

DALVIN COOK

POSITION: Running Back
HEIGHT/WEIGHT: 5-10/210
DOB: 8-10-95
HOMETOWN: Miami, FL

COLLEGE: Florida State
ACQUIRED: D2 (#41) 2017
NFL SEASON: 4
VIKINGS SEASON: 4

- | 2020 GP/GS | Career GP/GS | Playoffs GP/GS |
|------------|--------------|----------------|
| 13/13 | 42/41 | 2/2 |
- Entering Week 16, tied for first in the NFL with 15 rushing touchdowns and leads the league with 1,833 scrimmage yards. He ranks second with 1,484 yards rushing and 114.2 rushing yards per game.
 - Tied with Robert Smith (2000) for the third-most 100-yard rushing games recorded in a season by a Viking with eight.
 - Ranks tied with Robert Smith for the fifth-most rushing touchdowns in team history (32).
 - Tied Adrian Peterson (2008) as the second-fastest Viking to reach 1,000 rushing yards in a season, doing so in nine games in 2020.
 - Also became the first Viking to surpass 1,000 yards rushing in back-to-back seasons since Adrian Peterson did so during the 2012-13 seasons.
 - Became the fourth Viking in team history to earn NFC Player of the Week honors in back-to-back weeks after doing so in

- Weeks 8-9.
- Had seven straight games with a touchdown, tying Moe Williams (2002), Cris Carter (1999), Randy Moss (1998) and Chuck Foreman (1974) for the second-most consecutive games with a touchdown in Vikings history. Cook tied Williams for the most consecutive games with a rushing touchdown at seven and his 12 rushing touchdowns rank 10th-most in franchise history.
 - Became the sixth player in NFL history and first since Pro Football Hall of Famer Emmitt Smith in 1994 with a rushing score in each of his first seven games of a season.
 - Became the third player in NFL history with 225+ scrimmage yards and 2+ TDs in consecutive games, joining Deuce McAllister (2003) and Pro Football Hall of Famer Jim Brown (1963).
 - With 206 rushing yards vs. Detroit, Cook surpassed Chester Taylor (2,797 yards) for the 10th-most career rushing yards in Vikings history. His 11 career 100-yard rushing games rank as the 10th-most in Vikings history.

- Cook's 29 career rushing touchdowns are tied for the sixth-most in franchise history with Daunte Culpepper and Dave Osborn.
- Cook's 369 yards rushing through two consecutive games (163 at Green Bay and 206 vs. Detroit) is a team record through two consecutive games. He surpassed Adrian Peterson's 366 rushing yards (12/6/12-12/9/12 and 10/28/08-11/4/07).
- Only player in team history to lead NFL in rushing yards and rushing touchdowns through first five weeks of a season.
- Surpassed Michael Bennett for fourth-most 100-yard rushing games in Vikings history at 10 at Green Bay (11/1).
- His seven rushing touchdowns in the opening five games of the season are a career best and tie with Chuck Foreman (1976) and Adrian Peterson (2009) for the second-most rushing touchdowns through the opening five games of a season in Vikings history.
- Set a Vikings and tied an NFL season record with third rushing two-point conversion of 2020 following a three-yard rushing touchdown at Indianapolis (9/20).

OFF THE FIELD

- Donated his earnings from appearing in the Madden NFL video game to Minnesota's North Memorial Hospital for PPE supplies to help front-line workers in the fight against Covid-19.
- Donated \$10,000 to the Minnesota Vikings Foundation in December of 2019 after selling apparel to raise the funds.
- Helped launch The Vikings Table charity food truck to benefit the Minnesota Vikings Foundation in June of 2019. Also worked with Vikings Table to distribute free healthy meals with the Open Door Pop-Up Produce Stand in Inver Grove Heights.
- Partnered with Hy-Vee to host children from local Boys & Girls Club locations for a cooking class in December 2018.
- Member of the FSU Leadership Council in 2015 & 2016.
- Presented with the FSU Community Service Award following the 2016 spring season.
- Visited Tallahassee schools to speak with students about education and making the most of opportunities.
- Bought toys for a local Miami children's hospital and passed them out over Christmas break.
- Visited an Atlanta hospital during Peach Bowl week.
- Raised by his grandmother, Betty Cook.
- Social Science major at FSU.

HONORS

- Named a Pro Bowl starter in 2019 after leading all NFL non-quarterbacks in fan voting.
- Earned the 2nd NFC Offensive Player of the Week award of his career after posting 183 scrimmage yards (97 rushing, 86 receiving) and 1 rushing TD at Dallas (11/10/19).
- Earned his 2nd FedEx Ground Player of the Week award of the 2019 season after posting 142 rushing yards and 2 TDs at Detroit in Week 7.
- Named to the PFWA's All-NFC team for 2019 season.
- Honored as the FedEx Ground Player of the Week after rushing for a career-high 154 yards and 1 TD at Green Bay on 9/15/19.
- Named the NFC Offensive Player of the Week for his efforts against Miami in Week 15 of the 2018 season.

PRO

- Selected with the 41st overall pick in the 2017 NFL Draft.
- Was the 3rd RB selected in the 2017 NFL Draft and highest Florida State player chosen in 2017.
- Signed a multi-year contract extension with Minnesota on 9/12/20.

2020: MINNESOTA VIKINGS

- Named a Vikings 2020 Team Captain on 9/9.
- Recorded two touchdowns in a game for the fifth time in his career and the second consecutive time in a season opener (9/13). Also converted two two-point conversions, the first of his career.
- Set a Vikings and tied an NFL season record with third rushing two-point conversion of 2020 following a three-yard rushing touchdown at Indianapolis (9/20).

- Finished the game vs. Tennessee with 181 yards rushing, setting a new single-game career high (9/27). Also combined with WR Justin Jefferson for 374 scrimmage yards, the first time a Vikings rusher and receiver each had 175 or more yards. The total ranks third among Vikings duos for a single game.
- Totaled 130 rushing yards as Adam Thielen (114) and Justin Jefferson (103) posted 100-yard games in Week 4 (10/4), marking the first time since November 19, 2000, that the Vikings have had two receivers and a rusher all record 100 or more yards in a single game. In that contest, Robert Smith notched 103 yards rushing while Cris Carter and Randy Moss had 138 and 106 yards receiving, respectively, vs. Carolina. Also tallied his ninth career 100-yard game to tie Michael Bennett for fourth-most 100-yard rushing games in Vikings history.
- Recorded 65 yards and a touchdown on 17 carries and added 24 yards on five receptions before exiting the Seattle game with a groin injury (10/11).
- Missed Week 6 with a groin injury (10/18).
- In the Vikings Week 8 victory at Green Bay (11/1), became the first Viking to score four touchdowns (three rushing, one receiving) in a game since WR Ahmad Rashad (four receiving) did so vs. San Francisco on 9/27/79. Cook joined Rashad and Chuck Foreman (two rushing and two receiving at Buffalo on 12/20/75) as the only players in franchise history to score four touchdowns in a game. With the performance, he became only the fifth player in the NFL with 200+ scrimmage yards (226), 3+ rushing touchdowns (3) and a receiving touchdown (1) in a single game in the Super Bowl era.
- Became the third player in team history to rush for 200-plus yards in a game, joining Adrian Peterson (6) and Chuck Foreman (1) as he rushed for 206 yards with two touchdowns vs. Detroit (11/8).
- Became the fourth Viking in team history to earn NFC Player of the Week honors in back-to-back weeks after doing so in Weeks 8-9.
- Tied career high of 30 attempts on MNF at Chicago as he rushed for 96 yards and had four receptions for 16 yards to help the Vikings to a 19-13 win (11/16).
- Tied career high with 13 rushing touchdowns on the season and surpassed 1,000 rushing yards after recording 115 yards on 27 carries vs. Dallas (11/22).
- Recorded his sixth 100-yard game of the season vs. Jacksonville, rushing for 120 yards on a career high 32 carries. He also added 59 yards on six receptions (12/6).
- Recorded his seventh 100-yard rushing game of the season in Week 14 (12/13) and tied Adrian Peterson (2015) for the fourth-most 100-yard rushing games in a single season in team history.
- Tallied his eighth 100-yard game as he rushed for 132 yards on 24 carries and scored a touchdown. His 15 rushing scores through Week 15 tied the team record through 15 weeks (12/20).

2019: MINNESOTA VIKINGS

- Named a Pro Bowl starter, his 1st career Pro Bowl berth.
- Finished the season with 1,135 rushing yards (10th in the NFL) and 13 rushing TDs (4th in the NFL) on 250 attempts (4.5 avg.) while adding 519 receiving yards on 53 receptions (9.8 avg.).
- Cook's 1,654 scrimmage yards ranked 7th in the NFL in 2019.
- Became the 8th player in franchise history to eclipse 1,000 rushing yards in a single season.
- Cook's 13 rushing touchdowns in 2019 ranked 4th in the NFL and were more than 13 NFL teams season rushing TD totals. The total tied Chuck Foreman (1975 and 1976) and Terry Allen (1992) for the 2nd most by a Viking in a single season, trailing only Adrian Peterson (18 rush TDs in 2009).
- Rushed 21 times for 111 yards and 2 TDs vs. Atlanta, the 3rd game of 100+ yards and the 2nd game with 2 TDs in his career. Also surpassed 1,000 career rushing yards within the game.
- Earned FedEx Ground Player of the Week honors after running for a career-high 154 yards at Green Bay (9/15), including a career-long 75-yard TD rush in the 2nd quarter. The 75-yard score marked the 2nd-longest rush against Green Bay in franchise history. Cook also became just the 4th Vikings RB to gain 100 rushing yards in the first half of a game.

- Became the 1st in franchise history to open a season with 3 consecutive games of 100+ rushing yards with 110 yards on 16 carries and 1 TD vs. Oakland (9/22). Also became the 5th player in NFL history to record 110+ rushing yards and 1 rushing TD in the first 3 games of a season, joining HOFers Jim Brown, Curtis Martin, O.J. Simpson and Emmitt Smith.
- Became the 1st Viking in franchise history to record 120+ rushing yards and 80+ receiving yards in the same game, totaling 132 rushing yards and 86 receiving yards at NY Giants (10/6). Became 1 of 9 players in NFL history to record 500+ rushing yards and 200+ receiving yards in the opening 5 games of a season.
- Finished with 142 rushing yards and 2 rushing TDs on 25 carries at Detroit (10/20), recording his 7th career game of 100+ rushing yards and 3rd career game with 2 rushing TDs. Earned FedEx Ground Player of the Week Honors for his efforts.
- On Thursday Night Football vs. Washington (10/24), became the 4th player in Vikings history to record 1,000 scrimmage yards in 8 games or fewer. Finished the evening with 23 carries for 98 yards and 1 TD along with 5 receptions for 73 yards.
- In 2019 became 1 of 9 players to record 500+ rushing yards and 200+ receiving yards in the first 5 games of a season, joining Christian McCaffrey (2019), Tiki Barber (2004), Priest Holmes (2002), Thurman Thomas (1991), Herschel Walker (1988), James Wilder (1984, 1985), Billy Sims (1980) and Jim Brown (1963).
- Awarded NFC Offensive Player of the Week after totaling 183 scrimmage yards (97 rushing, 86 receiving) and 1 rushing TD at Dallas (11/10), tying his single-game career-high for receiving yards and surpassing 100 scrimmage yards for the 7th time in 2019. Became the first player since Jerick McKinnon (10/9/17 at Chicago) to lead Minnesota in rushing and receiving, and set a Vikings record for 1st-quarter receiving yards by a RB with 69.
- Scored his 11th rushing TD of the season vs. Denver (11/17) while eclipsing 1,000 rushing yards for the season, becoming only the 8th player in franchise history to do so and 1st since Adrian Peterson in 2015.
- Recorded 64 scrimmage yards (29 rushing, 35 receiving) at Seattle (12/2) before exiting with a shoulder injury early in the 3rd quarter. Eclipsed the 2,000 career rushing yards mark in his 27th career game, becoming the 2nd-fastest Viking to do so behind Adrian Peterson (21 games).
- Rushed for 62 yards and 1 TD on 18 carries while catching 2 passes for 13 yards vs. Detroit (12/8). Surpassed 100 career receptions and 500 receiving yards for the season.
- Rushed 9 times for 27 yards and caught 3 passes for 16 yards at the Los Angeles Chargers (12/15) before exiting with an injury.
- Started in the Divisional game at San Francisco (1/11/20).
- Rushed a career-high 28 times for 94 yards and 2 TDs in the Wild Card win at New Orleans (1/5/20), becoming the 1st Viking with 2 rushing TDs in a postseason game since Adrian Peterson recorded 3 on 1/24/10. Also caught 3 passes for 36 yards to finish the game with 130 scrimmage yards, the 16th total game with 100+ scrimmage yards of his career.

2018: MINNESOTA VIKINGS

- Finished the season with 920 yards from scrimmage (615 rushing, 305 receiving) and 4 total TDs while starting 10 of the 11 games he appeared in.
- Totaled 95 yards from scrimmage in his 1st regular-season game back from a torn ACL suffered in 2017, rushing 16 times for 40 yards while grabbing 6 receptions for 55 yards against San Francisco (9/9).
- Inactive with a hamstring injury vs. Buffalo (9/23).
- Rushed 10 times for 20 yards in limited action as he returned from injury at Los Angeles (9/27).
- Inactive Weeks 5-8 with injured hamstring.
- Returned from injury to rush for 89 yards on 10 carries vs. Detroit (11/4), with a career-long 70-yard run in the 2nd quarter.
- Scored his 1st TD of the season and the 1st rec. TD of his career against Green Bay (11/25).
- Finished with 106 scrimmage yards at New England (12/2).

Ended the day with 9 carries for 84 rushing yards and a career-high 8 receptions for 22 yards.

- Had a career day vs. Miami (12/16), setting personal bests for rushing yards (136) and total yards (163) while recording the 1st multi-score game of his career. Finished with 19 carries for 136 yards and 2 TDs and 1 reception for 27 yards. Earned his first NFC Offensive Player of the Week award for his efforts.
- Reached 100+ yards from scrimmage for the 3rd time in 4 games, racking up a total of 108 yards (16 carries for 73 yards and 3 receptions for 35 yards) at Detroit (12/23).

2017: MINNESOTA VIKINGS

- Missed the final 12 weeks of the regular season due to a torn ACL suffered vs. Detroit (10/1).
- His 288 yards on the ground through 3 games was the most by any Vikings rookie RB through 3 games, passing Adrian Peterson (271, 2007) and Chuck Foreman (231, 1973).
- Totaled 127 rushing yards on 22 carries (5.8 avg.) in his 1st career NFL game vs. New Orleans (9/11), the most rushing yards by a Vikings rookie in a debut in club history.
- Totaled 169 yards from scrimmage vs. Tampa Bay (9/24), gaining 97 yards on the ground on 27 carries (3.6 avg.) and reaching the end zone for the first time in his career.
- Ran the ball 13 times for 66 yards (5.1 avg.) and a TD vs. Detroit (10/1) and added 1 catch for 8 yards before leaving the game with a knee injury.

COLLEGE

- Left FSU as career leader in rushing yards (4,464) and rushing TDs (46) and 2nd in school history with 5,399 all-purpose yards.
- Posted 21 games with 100+ rushing yards.
- Two-time 1st-Team All-America in 2015 and 2016.
- Tied for 10th in Heisman Trophy voting in 2016.
- Earned All-ACC Honors all 3 seasons.
- Finished his junior season with a career-high, and FSU record, 1,765 rushing yards with 19 TDs. Totaled 20 TDs (19 rush, 1 rec.).
- Led FSU to an Orange Bowl win over #6 Michigan while earning game MVP honors.
- Totaled 1,691 rushing yards with 19 TDs as a sophomore during his 12 starts. Added 24 receptions for 244 yards and 1 TD, and led the nation with 168.2 yards from scrimmage per game.
- Fastest player in FSU history to eclipse 1,000 rushing yards as it only took Cook 7 games.
- Named the team's Offensive MVP and 1 of 4 permanent captains during his 2nd season at FSU.
- Became the 1st FSU freshman RB to break the 1,000-yard rushing mark.
- Holds the FSU record for 1st-year rushing yards with 1,008 while adding 8 TDs on just 170 carries.
- Paired with #1 overall pick QB Jameis Winston to go 13-0 in the regular season, earning a playoff berth vs. Oregon in the Rose Bowl.
- Earned All-ACC honors from coaches and media as a freshman.

PREP

- Led Miami Central to the Class 6A state title by rushing for 223 yards and 4 TDs in the 52-7 win over Seffner Armwood.
- Totaled 4,267 yards and 64 TDs during his prep career while leading Central to a 52-5 overall record.
- Won 3 state titles despite not playing for Miami Central until his sophomore season.
- Rushed for 1,940 yards and 24 TDs on just 177 carries (11.0 avg.) during his senior season. Also recorded 3 INTs.
- Two-time All-State Class 6A 1st-Team.
- Named Florida's Mr. Florida in 2013.
- Also ran track at Central.
- Attended same high school as Falcons RB Devonta Freeman who was a senior when Cook was a freshman.

COOK'S NFL TOTALS

Year	GP/GS	RUSHING					RECEIVING				
		Att.	Yds.	Avg.	Lg.	TD	No.	Yds.	Avg.	Lg.	TD
2017 (Min)	4/4	74	354	4.8	33	2	11	90	8.2	36	0
2018 (Min)	11/10	133	615	4.6	70	2	40	305	7.6	27	2
2019 (Min)	14/14	250	1,135	4.5	75t	13	53	519	9.8	31	0
Playoffs	2/2	37	112	3.0	22	2	9	44	4.9	19	0
2020 (Min)	13/13	297	1484	5.0	70t	15	42	349	8.3	50t	1
Total	42/41	754	3588	4.8	75t	32	146	1263	8.7	50t	3
Playoffs	2/2	37	112	3.0	22	2	9	44	4.9	19	0

SINGLE-GAME CAREER HIGHS (* - playoffs)

Rushing Attempts 32 vs. Jacksonville, 12/6/20
 Rushing Yards 206 vs. Detroit, 11/8/20
 Long Rush 75t at Green Bay, 9/15/19
 Rushing TD 3 at Green Bay, 11/1/20
 2-Point Conversions 2 vs. Green Bay, 9/13/20

Receptions 8 at New England, 12/2/18
 Receiving Yards 86 2x, last at Dallas, 11/10/19
 Long Reception 50t at Green Bay, 11/1/20
 Receiving TD 1 3x, last at Green Bay, 11/1/20

COOK'S TOUCHDOWNS *playoffs

GAME	PLAY
vs. Tampa Bay, 9/24/17	1 rush
vs. Detroit, 10/1/17	5 rush
vs. Green Bay, 11/25/18	26 catch from Cousins
at Seattle, 12/10/18	6 catch from Cousins
vs. Miami, 12/16/18	13 rush, 21 rush
vs. Atlanta, 9/8/19	19 rush, 7 rush
at Green Bay, 9/15/19	75 rush
vs. Oakland, 9/22/19	1 rush
at Chicago, 9/29/19	2 rush
vs. Philadelphia, 10/13/19	1 rush
at Detroit, 10/20/19	8 rush, 4 rush
vs. Washington, 10/24/19	4 rush
at Dallas, 11/10/19	2 rush
vs. Denver, 11/17/19	3 rush
at Seattle, 12/2/19	2 rush
vs. Detroit, 12/8/19	3 rush
at New Orleans, 1/5/20*	5 rush, 1 rush
vs. Green Bay, 9/13/20	1 rush, 3 rush
at Indianapolis, 9/20/20	3 rush
vs. Tennessee, 9/27/20	39 rush
at Houston, 10/4/20	5 rush, 7 rush
at Seattle, 10/11/20	8 rush
at Green Bay, 11/1/20	21 rush, 1 rush, 1 rush, 50 catch from Cousins
vs. Detroit, 11/8/20	5 rush, 70 rush
vs. Dallas, 11/22/20	1 rush
at Tampa Bay, 12/13/20	1 rush
vs. Chicago, 12/20/20	1 rush
Total	37 (34 rushing, 3 receiving)

COOK'S 100-YARD RUSHING GAMES (15)

GAME	Att/Yds/TD
vs. New Orleans, 9/11/17	22/127/0
vs. Miami, 12/16/18	19/136/2
vs. Atlanta, 9/8/19	21/111/2
at Green Bay, 9/15/19	20/154/1
vs. Oakland, 9/22/19	16/110/1
at New York Giants, 10/6/19	21/132/0
at Detroit, 10/20/19	25/142/2
vs. Tennessee, 9/27/20	22/181/1
at Houston, 10/4/20	27/130/2
at Green Bay, 11/1/20	30/162/3
vs. Detroit, 11/8/20	22/206/2
vs. Chicago, 11/22/20	27/115/1
vs. Jacksonville, 12/6/20	32/120/0
at Tampa Bay, 12/13/20	22/102/1
vs. Chicago, 12/20/20	24/132/1

COOK'S 200-YARD RUSHING GAMES (1)

GAME	Att/Yds/TD
vs. Detroit, 11/8/20	22/206/2

COOK'S 2-POINT CONVERSIONS (3)

GAME	Quarter/Play
vs. Green Bay, 9/13/20	4/rush up the middle
vs. Green Bay, 9/13/20	4/rush up the middle
at Indianapolis, 9/20/20	4/rush up the middle

COOK'S CAREER GAME-BY-GAME (*starts; games with 100+ rushing yards in bold)

2017	MIN	RUSHING					RECEIVING				
		Att.	Yards	Avg.	Long	TD	No.	Yards	Avg.	Long	TD
9/11	NO*	22	127	5.8	33	0	3	10	3.3	4	0
9/17	@ PIT*	12	64	5.3	25	0	2	0	0.0	1	0
9/24	TB*	27	97	3.6	26	1	5	72	14.4	36	0
10/1	DET*	13	66	5.1	10	1	1	8	8.0	8	0
10/9	@ CHI	INJURED/RESERVE									
10/15	GB	INJURED/RESERVE									
10/22	BAL	INJURED/RESERVE									
10/29	@ CLE	INJURED/RESERVE									
11/12	@ WAS	INJURED/RESERVE									
11/19	LAR	INJURED/RESERVE									
11/23	@ DET	INJURED/RESERVE									
12/3	@ ATL	INJURED/RESERVE									
12/10	@ CAR	INJURED/RESERVE									
12/17	CIN	INJURED/RESERVE									
12/23	@ GB	INJURED/RESERVE									
12/31	CHI	INJURED/RESERVE									
GP/GS: 4/4		74	354	4.8	33	2	11	90	8.2	36	0

2018	MIN	Att.	Yards	Avg.	Long	TD	No.	Yards	Avg.	Long	TD
9/9	SF*	16	40	2.5	15	0	6	55	9.2	17	0
9/16	@ GB*	10	38	3.8	9	0	3	52	17.3	24	0
9/23	BUF	INACTIVE									
9/27	@ LAR*	10	20	2.0	9	0	0	0	0.0	0	0
10/7	@ PHI	INACTIVE									
10/14	ARI	INACTIVE									
10/21	@ NYJ	INACTIVE									
10/28	NO	INACTIVE									
11/4	DET	10	89	8.9	70	0	4	4	20	6	0
11/18	@ CHI*	9	12	1.3	7	0	3	-2	-0.7	5	0
11/25	GB*	10	29	2.9	9	0	3	47	15.7	26t	1
12/2	@ NE*	9	84	9.3	32	0	8	22	2.8	5	0
12/10	@ SEA*	13	55	4.2	13	0	5	28	5.6	17	1
12/16	MIA*	19	136	7.2	26	2	1	27	27.0	27	0
12/23	@ DET*	16	73	4.6	18	0	3	35	11.7	20	0
12/30	CHI*	11	39	3.5	10	0	4	21	5.3	12	0
GP/GS: 11/10		133	615	4.6	70	2	40	305	7.6	27	2

RUSHING

2019	MIN	Att.	Yards	Avg.	Long	TD	No.	Yards	Avg.	Long	TD
9/8	ATL*	21	111	5.3	22	2	2	9	4.5	8	0
9/15	@ GB*	20	154	7.7	75t	1	3	37	12.3	13	0
9/22	OAK*	16	110	6.9	25	1	4	33	8.3	18	0
9/29	@ CHI*	14	35	2.5	9	1	6	35	5.8	13	0
10/6	@ NYG*	21	132	6.3	41	0	6	86	14.3	24	0
10/13	PHI*	16	41	2.6	14	1	2	13	6.5	11	0
10/20	@ DET*	25	142	5.5	23	2	1	7	7.0	7	0
10/24	WAS*	23	98	4.3	11	1	5	73	14.6	31	0
11/3	@ KC*	21	71	3.4	12	0	4	45	11.3	22	0
11/10	@ DAL*	26	97	3.7	23	1	7	86	12.3	30	0
11/17	DEN*	11	26	2.4	5	1	5	31	6.2	21	0
12/2	@ SEA*	9	29	3.2	9	1	3	35	11.7	15	0
12/8	DET*	18	62	3.4	9	1	2	13	6.5	10	0
12/15	@ LAC*	9	27	3.0	8	0	3	16	5.3	11	0
12/23	GB	INACTIVE									
12/29	CHI	INACTIVE									
GP/GS: 14/14		250	1,135	4.5	75t	13	53	519	9.8	31	0
2019 PLAYOFFS											
1/5/20	@ NO*	28	94	3.4	22	2	3	36	12.0	19	0
1/11/20	@ SF*	9	18	2.0	6	0	6	8	1.3	4	0
GP/GS: 2/2		37	112	3.0	28	2	9	44	4.9	19	0

RUSHING

2020	MIN	Att.	Yards	Avg.	Long	TD	No.	Yards	Avg.	Long	TD
9/13	GB*	12	50	4.2	12	2	1	-2	-2.0	-2	0
9/20	@ IND*	14	63	4.5	16	1	2	8	4.0	6	0
9/27	TEN*	22	181	8.2	39t	1	2	18	9.0	15	0
10/4	@ HOU*	27	130	4.8	15	2	2	16	8.0	11	0
10/11	@ SEA*	17	65	3.8	10	1	5	24	4.8	10	0
10/18	ATL	INACTIVE									
11/1	@ GB*	30	163	5.4	37	3	2	63	31.5	50t	1
11/8	DET*	22	206	9.4	70t	2	2	46	23.0	29	0
11/16	@ CHI*	30	96	3.2	14	0	4	16	4.0	9	0
11/22	DAL*	27	115	4.3	16	1	5	45	9.0	26	0
11/29	CAR*	18	61	3.4	14	0	4	21	5.3	12	0
12/6	JAX*	32	120	3.8	12	0	6	59	9.8	20	0
12/13	@ TB*	22	102	4.6	14	1	2	8	4.0	5	0
12/20	CHI*	24	132	5.5	20	1	5	27	5.4	13	0
12/25	@ NO										
1/3	@ DET										
GP/GS: 13/13		297	1484	5.0	70t	15	42	349	8.3	50t	1



8

KIRK COUSINS

POSITION: Quarterback
HEIGHT/WEIGHT: 6-3/202
DOB: 8-19-88
HOMETOWN: Holland, MI

COLLEGE: Michigan State
ACQUIRED: FA 2018
NFL SEASON: 9
VIKINGS SEASON: 3

2020 GP/GS
14/14

Career GP/GS
107/102

Playoffs GP/GS
4/3

(62/57-WAS, 45/45-MIN) (2/1-WAS, 2/2-MIN)

- Cousins' six games with three-plus passing touchdowns in 2020 are tied for the second-best season total in Vikings history.
- His 16 career games with 300-plus passing yards, three-plus touchdowns and 115.0 or better passer rating are the most in the first nine seasons of a quarterback's career in NFL history.
- Completed 25/36 passes for 292 yards and two touchdowns with one interception at Chicago to earn his first career MNF win (11/16). Also became the fifth quarterback in the NFL since 1970 to complete 2,250 or more passes in 102 career games or less (according to Sportradar).
- Finished 4th in the NFL with a 107.4 passer rating in 2019. Posted a 100.0 passer rating in 9 games this season, tied with 4 other QBs for most in the NFL.
- His 107.4 passer rating in 2019 marked a personal best and stands as the 2nd-highest single-season rating in franchise history (Daunte Culpepper, 110.9 passer rating in 2004).
- Posted 5 games with an 80.0 completion percentage or better in 2019 (min. 10 passing attempts), a single-season NFL record.
- Became the 3rd-fastest player in NFL history to complete 2,000 career passes vs. Denver in Week 11 (11/17/19), needing only 89 career games to do so.
- One of 7 players to throw 50 TD passes as a Minnesota Viking, needing only 27 games to do so. His 56 total passing TDs with the franchise is the most in a player's 1st 2 seasons as a Viking.
- Cousins had a 121.5 passer rating on 54 deep pass attempts (throws of at least 20 air yards) in 2019, the 2nd-best mark in the NFL among QBs with at least 10 deep pass attempts.
- Cousins' 137.1 passer rating in the month of October in 2019 was the 2nd-highest in a month in NFL history, trailing only Peyton Manning's 138.0 rating in September of 2013. Earned NFC Offensive Player of the Month for his efforts.

OFF THE FIELD

- Married his wife, Julie, in the 2014 offseason. The couple welcomed their 1st child, Cooper, in the fall of 2017 and their 2nd, Turner, in the spring of 2019.
- Father, Don, is a minister and his mother, MaryAnn, is a flight attendant.
- Brother, Kyle, lettered 4 times as a pitcher at Calvin College in Grand Rapids, Michigan.
- Published his 1st book, *Game Changers: Faith, Football, & Finding Your Way*, in 2013.
- Graduated from Michigan State with 3.68 GPA in kinesiology.
- A frequent guest speaker at churches around the country.
- Surprised 50 children from People Serving People, the region's largest homeless shelter, with a surprise Halloween party in 2019, buying the kids' costumes before ending the night at TCO Performance Center.
- Together with Sleep Number, surprised Minnesota student athletes selected as the Vikings 2019 Community Captains.
- Supported Urban Homeworks, a nonprofit that builds affordable housing in urban areas, through the 2018 My Cause My Cleats campaign.
- Annually holds a summer youth football camp in Holland, MI, and held his 1st in Minnesota in June 2019.

- In October of 2018 launched the Julie and Kirk Cousins Foundation, which aims to inspire generosity in others and make famous the generous heart of God.
- Partnered with Hy-Vee on a cereal, Cousins CinnaMinn Snaps, in 2020 with all proceeds to benefit the Boys and Girls Clubs of the Twin Cities.
- Has his own website, KirkCousins.org.

HONORS

- 4-time NFC Offensive Player of the Week - 2015 Week 7 vs. Tampa Bay (10/25), 2015 Week 10 vs. New Orleans (11/15), 2016 Week 11 vs. Green Bay (11/20) and 2017 Week 3 vs. Oakland (9/24).
- Earned NFC Offensive Player of the Month honors for October 2019, November 2016 and for December 2015.
- Voted FedEx Air Player of the Week 3 times - vs. Green Bay (11/20/16), at Philadelphia (9/21/14) and vs. Philadelphia (10/13/19).
- Pro Bowl selection after the 2016 and 2019 seasons.
- Named 2019 Vikings Offensive MVP as part of the team awards during the annual MN Football Honors program.
- Named the 2015 PFWA Co-Most Improved Player of the Year.
- Named 2-time captain for Washington (2016-17) and a Vikings team captain each season since 2018.
- Won Pepsi NFL Rookie of the Week in his 1st career start at Cleveland (12/16/12).

PRO

- Originally selected by Washington with the 102nd overall pick (4th round) in the 2012 NFL Draft.
- Signed franchise tender for Washington on March 3, 2016 and again on March 13, 2017.
- Signed with the Vikings on March 15, 2018.

2020: MINNESOTA VIKINGS

- Was 19/25 for 259 yards with one interception and two touchdowns in the season opener vs. Green Bay (9/13). Finished the game with a passer rating of 118.6.
- Went 16/27 for 251 yards and three touchdowns, including a 71-yarder to rookie wide receiver Justin Jefferson, with one interception vs. Tennessee.
- Recorded a passer rating of 127.1 while going 16/22 for 260 yards and one touchdown at Houston (10/4).
- Completed 27/39 passes for 249 yards and two touchdowns with one interception at Seattle (10/11).
- Connected on 24 of 36 attempts for 343 yards and three touchdowns and threw three interceptions vs. Atlanta (10/18).
- In his 100th career game, went 11/14 for 160 yards and a touchdown to record a season-best passer rating of 138.1 as Minnesota upset Green Bay, 28-22, at Lambeau Field (11/1).
- Completed 13/20 passes for 220 yards and three touchdowns to record a 141.7 passer rating. It's his highest in a game since recording a 150.7 passer rating vs. Oakland on 9/24/17 while with Washington.
- Completed 25/36 passes for 292 yards and two touchdowns with one interception at Chicago to earn his first career MNF win (11/16). Also became the fifth quarterback in the NFL since 1970 to complete 2,250 or more passes in 102 career games or less (according to Sportradar).
- Recorded a passer rating of at least 100.0 for the fourth consecutive game, going 22/30 for 314 yards and three touchdowns en route to a 140.1 rating vs. Dallas (11/22).

- Led his 16th regular season come-back win in Week 12 as he went 34/45 for 307 yards, three touchdowns and had a 115.7 rating against Carolina (11/29).
- With his three touchdown performance vs. Jacksonville (12/6), Cousins is tied as the second-fastest quarterback in team history to throw 25 or more touchdowns in a season, doing so in 12 games.
- Rushed for a career high 41 yards on five attempts vs. Tampa Bay (12/13).

2019: MINNESOTA VIKINGS

- Started 15 games in 2019, completing 307-of-444 (69.1%) passes for 3,603 yards, 26 TDs and a career-low 6 INTs. His 107.4 passer rating in 2019 marked a personal best and established the 2nd-best single season mark in Vikings history.
- Named to his 2nd career Pro Bowl following the 2019 season.
- Went 8/10 for 98 yards and 1 TD, good for a 140.8 passer rating vs. Atlanta (9/8). Also added 6 rushes for 4 yards and 1 TD, the 15th rushing TD of his career.
- Made his 75th career start at Green Bay (9/15).
- Was 22/27 for 306 yards and 2 TDs at the NY Giants (10/6).
- Vs. Philadelphia (10/13), tied his career high for single game passing TDs with 4. Became the 1st Vikings QB since Brett Favre (vs. Baltimore, 10/18/09) to throw 2 passes of 50+ yards in the same game by throwing a 62-yard TD pass and a 51-yard TD pass, both to Stefon Diggs. Also became the 1st Viking in franchise history to have consecutive games with 300+ passing yards and a passer rating of 138.4 or higher.
- Went 24/34 for 337 yards and 4 TDs with 0 INTs and a season-high 141.4 passer rating at Detroit (10/20), becoming the 1st QB in NFL history to have at least 300 passing yards and a passer rating of 130.0 or higher in 3 consecutive games. Also became the 1st Vikings QB to have consecutive games with 4 passing TDs and 300+ passing yards since Daunte Culpepper did so in Weeks 5-6 of the 2004 season.
- In his 1st game against the team that drafted him, went 23/26 for 285 yards and a 112.3 passer rating vs. Washington (10/24). His 88.5 completion percentage set a new single-game franchise record.
- Awarded NFC Offensive Player of the Month for October.
- Threw 3 passing TDs at Kansas City (11/3), marking 45 total TDs thrown as a Viking and moving past Brett Favre (44) for 8th most in franchise history.
- Went 23/32 for 220 yards, 2 TDs and a passer rating of 111.5 on Sunday Night Football at Dallas (11/10), marking his 4th consecutive game without a turnover.
- Led Minnesota back from a 20-0 halftime deficit vs. Denver (11/17) to win 27-23, tying the franchise's 4th-largest comeback. Also completed his 2,000th career pass, becoming the 3rd-fastest player in NFL history to hit the mark (89 games).
- Threw a 58-yard TD pass to Laquon Treadwell at Seattle (12/2), his 5th TD pass of 40+ yards of the season. Snapped a streak of 201 consecutive pass attempts without an INT dating back to Week 5 vs. Philadelphia.
- Completed passes to 11 different players vs. Detroit (12/8), including C Garrett Bradbury on a tipped pass.
- Did not see game action vs. Chicago (12/29), breaking a 79-game start streak.
- Earned his 1st career postseason victory in the overtime Wild Card win over New Orleans (1/5/20), becoming the 8th QB in franchise history to win his 1st start in the playoffs. Finished the game 19/31 for 242 yards, 1 TD and a 96.4 passer rating.
- Finished 21/29 for 172 yards, 1 TD and 1 INT in the Divisional game at San Francisco (1/11/20).

2018: MINNESOTA VIKINGS

- Started all 16 games and played every offensive snap in his debut season with the Vikings, completing 425-of-606 passes for 4,298 yards, 30 passing TDs, and 10 INTs, all career highs.
- His 425 completions on the year set a new Vikings record. His 70.1% completion rate was the 2nd-highest mark in the NFL

in 2018, 2nd-highest mark in franchise history and the 10th-highest mark in NFL history.

- Became the 1st QB in NFL history to throw for at least 4,000 yards, 30 TDs, a 70.0% completion rate and 10 or fewer INTs in a single season.
- Made his 1st start as a Minnesota Viking against San Francisco (9/9), completing 20-of-36 passes for 244 yards and 2 TDs while adding 26 yards on the ground. Threw his 100th career TD and 1st as a Viking, a 22-yard pass down the left sideline to WR Stefon Diggs in the 2nd quarter.
- Completed 35 of 48 passes for 425 yards and 4 TDs and 1 INT at Green Bay (9/16), earning a 118.8 passer rating. Capped an 8-play, 75-yard, 4th-quarter TD drive with a 2-point conversion throw to Stefon Diggs, forcing overtime and completing a 2nd-half comeback against the Packers.
- Finished 30-for-37 for 301 yards and 1 TD (109.6 passer RT) at Philadelphia (10/7) to become the 1st player in NFL history to complete 30+ passes in 4 consecutive games. Cousins' 161 completions through 5 games set a new franchise record.
- Turned in his best game of the season vs. Green Bay (11/25), completing 29-of-38 passes for 342 yards and 3 TDs for a 129.5 passer rating. Cousins' 3,289 passing yards through Week 12 set a Vikings record for most passing yards through the first 11 games of a season.
- Went 14-for-21 for 215 yards and 2 TDs vs. Miami (12/16), becoming the 7th Vikings QB to throw 25+ TDs in a single season and pushing his career passing his yardage past 20,000.
- Went 21-for-28 for 253 yards and 3 TDs at Detroit (12/23), becoming the 4th Vikings QB to throw for 4,000 yards in a single-season and tying his career high of 29 TDs in a season.

2017: WASHINGTON REDSKINS

- Started all 16 games, completing 347 of 540 passes (64.3 percent) for 4,093 yards with 27 TDs and 13 INTs for a passer rating of 93.9.
- Had every pass attempt for the Redskins, becoming the 1st player in the team's 86-season history to record every passing attempt for the Redskins in a season.
- Led the Redskins in rushing TDs (4) for the 2nd time in his career (5 in 2015), becoming the 1st Redskins QB to lead the team in rushing TDs in multiple seasons since Norm Snead tied for the team lead in 1961 and 1962.
- Became the 1st player in league history to record at least 4,000 passing yards and 4 rushing TDs in 3 consecutive seasons.
- Threw for 240 passing yards vs. Philadelphia (9/10), moving past Billy Kilmer (12,352) for the 5th-most career passing yards in Redskins history with the performance. Also matched his career high with 30 rushing yards on 4 carries.
- Engineered a 10-play, 70-yard TD drive at LA Rams (9/17) that culminated in an 11-yard TD pass for the game-winning score.
- Earned 4th career NFC Offensive Player of the Week honors after completing 25-of-30 passes for 365 yards with 3 TDs vs. Oakland (9/24).
- Set career highs in rushing attempts (seven) and rushing yards (38) at Kansas City (10/2).
- Notched a 7-yard TD run vs. San Francisco (10/15) that tied him with Sonny Jurgensen (10) for the 2nd-most career rushing TDs by a Redskins QB.
- Trailing 14-10 with 1:34 remaining at Seattle (11/5) helped engineer a 4-play, 70-yard, game-winning TD drive, that featured back-to-back completions of 31 and 38 yards.
- Tied his career high with 2 rushing TDs vs. Minnesota (11/12), passing Sonny Jurgensen (10) for the 2nd-most career rushing TDs by a Redskins QB during the contest.
- Threw for 322 yards with 3 TDs for a passer rating of 132.6 at New Orleans (11/19) while starting his 42nd consecutive regular season game the Redskins, passing Mark Ryplien (41 from 1990-93) for the 2nd-longest streak by a Redskins QB since the 1970 AFL-NFL merger. On his 12th completion at New Orleans, he also surpassed Ryplien (1,244) for the 4th-most career

completions in team history.

- Became the 1st QB in Redskins history to record 3 consecutive 20-TD seasons after throwing for 251 yards with 2 TDs, pushing his total to 21 on the season, at Dallas (11/30).

- Threw a TD pass on his 1st pass attempt of the day vs. Arizona (12/17), doing so on his 1st individual passing attempt of a game for the 2nd time in his career and 1st since Sept. 14, 2014 vs. Jacksonville after entering the game in relief.

- With his 1st of 3 TD passes of the game vs. Denver (12/24), his 25th of the season, he became the 1st quarterback in team history to record 3 25-TD seasons and also passed Mark Rypien (15,928) for the 4th-most career passing yards in Redskins history during the contest.

2016: WASHINGTON REDSKINS

- Finished the year with single-season team records in attempts (606), completions (406) and passing yards (4,917) and matched his team record for 300-yard passing games (seven).

- His 4,917 passing yards ranked 3rd in the NFL and were the 15th-most in a season in NFL history.

- At 307.3 yards per game, he became the 1st QB in team history to average 300 passing yards per game in a season.

- Earned NFC Offensive Player of the Month honors for November, posting an NFL-high 362.0 yards per game with an 8:0 TD-to-INT ratio in 3 games. The honor was the 2nd of his career, joining LB Wilber Marshall as the only players in team history to win multiple Player of the Month awards.

- With an INT on his 21st pass attempt vs. Pittsburgh (9/12), snapped a streak of 252 consecutive regular-season pass attempts at FedEx Field without an INT, dating back to Week 1 of the 2015 season. The streak – which extended to 298 consecutive attempts when including postseason play – was the longest streak of consecutive home pass attempts without an INT in team history. It also ended the streak of consecutive games with a TD pass at 17, including postseason play, the 2nd-longest in team history (23, Sonny Jurgensen).

- Completed 28-of-46 passes vs. Dallas (9/18), snapping a streak of 9 consecutive regular-season games with a completion percentage of 65.0% or better, dating back to 2015, tied for the 2nd-longest in the NFL since 1960, trailing only Joe Montana (10 in 1989).

- Completed 38-of-56 passes for 458 yards with 2 TDs and 1 INT in a tie against Cincinnati (10/30) in London. His 38 completions set a then team record, surpassing the previous mark of 33 set by Cousins (vs. Tampa Bay, 10/25/15) and Jason Campbell (at Dallas, 11/18/07). His career-high 458 passing yards were the 2nd-most in a single game in team history, trailing only Brad Johnson's 471-yard performance at San Francisco (12/26/99).

- Completed 21 of 30 passes for 375 yards and tied his season high with 3 TD passes in a win vs. Green Bay (11/20), earning NFC Offensive Player of the Week and FedEx Air Player of the Week honors.

- Completed 41-of-53 passes for 449 yards with three TDs on Thanksgiving Day at Dallas (11/24), breaking his own single-game team record with the 41 completions and also tying Mark Brunell's team record for most pass attempts in a game without an INT. Also claimed sole possession of the most career 400-yard passing games in team history with his 3rd career 400-yard effort, passing Sonny Jurgensen and Mark Rypien (two each). The only player in team history to record multiple 400-yard passing games in a season.

- Threw 36 consecutive pass attempts without an INT until his 37th and final attempt of the game at Arizona (12/4), snapping a streak of 187 consecutive pass attempts without an INT, dating back to Week 8 vs. Cincinnati in London, the 2nd-longest streak in Redskins history.

- Eclipsed 4,000 yards on the season with 234 passing yards at Philadelphia (12/11), becoming the 1st player in team history with multiple 4,000-yard passing seasons (2015 and 2016).

- Set career highs in rushing yards (30) and rushing TDs (2)

in a win at Chicago (12/24). Also threw a TD pass in his 18th

consecutive road game, tying Joe Theismann for the longest streak of road games with a passing TD (18 from 1982-85). Became the second quarterback in NFL history to record 4,000 passing yards and 4 rushing TDs in consecutive seasons (Aaron Rodgers, 2008-09).

2015: WASHINGTON REDSKINS

- Started all 16 games and 1 postseason game after being named the starter in late August.

- Set single-season team records (which he would surpass or match in 2016) for attempts (543), completions (379), passing yards (4,166) and 300-yard passing games (7).

- Shared PFWA Co-Most Improved Player honors with Panthers CB Josh Norman.

- Twice earned NFC Offensive Player of the Week honors (Weeks 7 and 10) and was named NFC Offensive Player of the Month in December.

- His 29 passing TDs on the season tied Joe Theismann (29 in 1983) for the 2nd-most in a season in team history.

- Became the 1st player in team history to throw a TD in all 16 games in a season since the adoption of the 16-game schedule in 1978 and was 1 of only 2 NFL QBs to throw a TD pass in all 16 regular season games in 2015 (Russell Wilson).

- Became the 1st Redskins QB to lead the NFL in completion percentage since Sonny Jurgensen in 1970.

- Completed 74.7% of pass attempts in home games, the highest home completion % in a season in NFL history, surpassing Jim Harbaugh's 74.3% with the Colts in 1997.

- Recorded 31 completions on 46 attempts for 290 yards with one TD vs. Philadelphia (10/4) in addition to scoring his 1st career rushing TD while engineering a 15-play, 90-yard drive culminating with a 4-yard TD pass to Pierre Garçon to complete his first 4th-quarter comeback victory as a starter.

- Completed 21-of-32 passes for 219 yards with 1 TD and 1 INT at Atlanta (10/11), forcing OT with a 4-play, 46-yard drive in 24 seconds to set up a game-tying FG.

- According to the Elias Sports Bureau, became the 1st player to throw game-winning passes in the final 30 seconds of the 4th quarter twice in the same calendar month since Drew Bledsoe in December 2005.

- Completed 33 of 40 passes for 317 yards and 3 TDs and also rushed 3 times for 15 yards with 1 TD in the largest comeback win (24 points) in team history vs. Tampa Bay (10/25). Earned NFC Offensive Player of the Week honors for his performance, as his career-high 33 completions tied Jason Campbell's franchise record at Dallas (11/18/07). Also became the 1st Redskins QB to record at least 3 passing TDs and at least 1 rushing TD in a single game since Trent Green vs. Arizona (11/22/98).

- Completed 20 of 25 passes for 324 yards with a career-high 4 TDs for a perfect passer rating of 158.3 in a 47-14 rout vs. New Orleans (11/15). Earned NFC Offensive Player of the Weeks honors, as his perfect passer rating was the Redskins 1st among QBs with at least 20 attempts in records available dating back to 1950. Also became the 1st Redskins QB to pass for 300+ yards and post a rating of at least 150.0 in a game since Pro Football Hall of Famer Sammy Baugh on Oct. 31, 1948.

- Tied his career high with 4 passing TDs and added a 13-yard rushing TD in a win vs. Buffalo (12/20), his 6th consecutive game with a passer rating of 100.0 or better, the longest streak by a Redskins QB in records available back to 1960. NFC Offensive Player of the Month for December.

- Finished regular-season home slate with 232 consecutive pass attempts at home without an INT dating back to Week 1, the longest such home streak in team history according to the Elias Sports Bureau.

- Completed 31-of-46 passes for 365 yards with 4 TDs for 120.3 in a division-clinching win at Philadelphia (12/26).

- Completed 12-of-15 passes for 176 yards with 3 TDs for a passer

rating of 155.1 in regular-season finale at Dallas (1/3/16) before exiting in the 2nd quarter and became the 1st player in team history to throw 3 TDs in the 1st quarter of a game.

- Completed 29-of-46 passes for 329 yards with 1 passing TD and 1 rushing TD in his 1st postseason start in NFC Wild Card Round vs. Green Bay (1/10/16). Became the 1st Redskins QB to throw for a TD and run for a TD in a postseason game and tied Todd Collins' franchise record for completions in a postseason game (29, NFC Wild Card Round at Seattle on Jan. 5, 2008).

2014: WASHINGTON REDSKINS

- Appeared in 6 games with 5 starts and totaled 1,710 yards, 10 TDs and 9 INTs on 126-of-204 passing.
- Entered in relief vs. Jacksonville (9/14) and completed 22-of-33 for 250 yards with 2 TDs and a 109.4 passer rating, completing his first 12 passes.
- Started at Philadelphia (9/21) and completed 30-of-48 passes for 427 yards with 3 TDs and a passer rating of 103.4, marking the 1st 400-yard passing day of his career and the 1st by a Redskins QB since Donovan McNabb threw for 426 yards vs. Houston (9/19/10). Earned FedEx Air Player of the Week honors for his performance at Philadelphia.

2013: WASHINGTON REDSKINS

- Appeared in 5 games, starting the final 3 of the season. Compiled 854 yards, 4 TDs and 7 INTs on 81-for-155 passing on the season.
- Started at Atlanta (12/15), completing 29 of 45 passes for 381 yards and 3 TDs, all career highs at the time. Became the 1st Redskins QB in the Super Bowl era to throw for 300 yards in each of his opening 2 career starts, according to the Elias Sports Bureau.

2012: WASHINGTON REDSKINS

- Played in 3 regular-season games with 1 start and saw his 1st postseason action.
- Saw his 1st career game action vs. Atlanta (10/7), entering in relief of the injured Griffin III in the 3rd quarter and completing 5-of-9 passes for 111 yards with 1 TD and 2 INTs, throwing the 1st TD pass of his career by finding Santana Moss for a 77-yard TD.
- Led the first 4th-quarter comeback of his career, replacing Griffin III in the final two minutes of a win vs. Baltimore (12/9), leading an 8-point 4th-quarter comeback by connecting with Pierre Garçon for an 11-yard TD and then converted the game-tying 2-point conversion on a QB draw, marking the 1st time in team history that the Redskins had scored a 2-point conversion to send a game to OT.
- Made his 1st career start in a win at Cleveland (12/16), completing 26-of-37 passes for 329 yards with 2 TDs, giving him his 1st 300-yard passing performance and also won Pepsi NFL Rookie of the Week.
- Completed 3 of 10 passes for 31 yards in relief of an injured Robert Griffin III in the NFC Wild Card Round vs. SEA (1/6/13).

COLLEGE

- Appeared in 45 games, starting 39 of final 40, completing 723

of 1,128 passes (64.1%) for 9,131 yards, 66 TDs and 30 INTs.

- Gained 9,004 yards on 1,239 plays, an average of 7.3 yards per snap and 200.1 yards per game.
- Graduated as MSU record-holder with 66 career TD passes, topping the previous mark of 61 by Jeff Smoker (2000-03).
- Exited Michigan State ranking 10th on the Big Ten Conference all-time TD passes list (66).
- His 25 TD passes in 2011 broke the old school season record of 22 by Drew Stanton in 2005.
- Set school record for career pass completions (723).
- His 34 completions vs. Notre Dame in 2011 were 1 shy of Smoker's single-game record (35 vs. Ohio State in 2003).
- One of 7 players in school history to complete at least 60% of his passes for MSU, as his pass completion percentage of 64.1 was 2nd in school history and tied for 7th in Big Ten history.
- Established an MSU career-record with a 146.1 pass efficiency rating, topping the old mark of 142.3 by Gene Glick (1946-49).
- Broke school record with 9,004 yards of career total offense.
- Was only the second player in Spartans history to be named team captain as a sophomore and the first since 1949.
- Set the school record with 26 games throwing for 200+ yards.
- As of 2011, was one of only 16 players in MSU history to earn Academic All-Big Ten Conference honors in all four seasons.

PREP

- Attended Holland Christian H.S., where he lettered in football, baseball and basketball.
- Earned All-Ottawa-Kent Conference honors as a QB for the football team, as a pitcher for the baseball squad and as a shooting guard for basketball.
- Was a 3-star prospect by Rivals.com.
- Finished prep career completing 198-of-366 passes for 3,204 yards, 40 TDs and 18 INTs in 16 games.
- In 2006, All-State and Academic All-State honorable mention by Michigan High School Football Coaches Association, as he went on to set 35 school game-, season- and career-records en route to garnering Area Player of the Year accolades.
- That season, he completed 130 of 231 throws (.563) for 2,088 yards, 28 TDs and 10 INTs as a senior, leading the Maroons to the playoffs for the 1st time in school history.



Kirk Cousins made a special Halloween for a group of 50 underserved youth from People Serving People, buying costumes for the group and welcoming them with teammates to trick-or-treating and games at TCO Performance Center .

COUSINS' NFL TOTALS

PASSING											RUSHING		
Year	GP/GS	Att	Comp	Pct	Yds	TD	INT	Lg	Sk/Yds	Rtg	Rush	Yds	TD
2012 (Was)	3/1	48	33	68.8%	466	4	3	77t	3/27	101.6	3	22	0
Playoffs	1/0	3	10	30.0%	31	0	0	15	0/0	40.0	1	0	0
2013 (Was)	5/3	155	81	52.3%	854	4	7	62	5/32	58.4	4	14	0
2014 (Was)	6/5	204	126	61.8%	1,710	10	9	81t	8/70	86.4	7	20	0
2015 (Was)	16/16	543	379	69.8%	4,166	29	11	78t	26/186	101.6	26	48	5
Playoffs	1/1	29	46	63.0%	329	1	0	38	6/59	91.7	2	2	1
2016 (Was)	16/16	606	406	67.0%	4,917	25	12	80t	23/190	97.2	34	96	4
2017 (Was)	16/16	540	347	64.3%	4,093	27	13	74	41/342	93.9	49	179	4
2018 (Min)	16/16	606	425	70.1%	4,298	30	10	75t	40/262	99.7	44	123	1
2019 (Min)	15/15	444	307	69.1%	3,603	26	6	66	28/206	107.4	31	63	1
Playoffs	2/2	60	40	66.7%	414	2	1	43	8/56	90.5	2	-1	0
2020 (Min)	14/14	435	294	67.6%	3,569	29	13	71t	34/217	102.4	27	155	0
Total	107/102	3,581	2,398	67.0%	27,675	184	84	81t	208/1532	97.4	225	720	15
Playoffs	4/3	116	72	62.1%	774	3	1	43	14/115	86.6	5	1	1

Record as Starter: 50-48-2 (1-0 in 2012, 0-3 in 2013, 1-4 in 2014, 9-7 in 2015, 8-7-1 in 2016, 7-9 in 2017, 8-7-1 in 2018, 10-5 in 2019, 6-6 in 2020)

SINGLE-GAME CAREER HIGHS (* - playoffs)

Attempts.....	56.....	at Cincinnati, 10/30/16	Long Pass.....	81t.....	at Philadelphia, 9/21/14
Completions.....	41.....	at Dallas, 12/24/16	2-Pt. Conversions.....	1.....	4x, last vs CAR, 11/29/20 (pass)
Passing Yards.....	458.....	at Cincinnati, 10/30/16	Rushes.....	7.....	at Kansas City, 10/2/17
Passing TDs.....	4.....	6x, last at Detroit, 10/20/19	Rush Yards.....	41.....	at Tampa Bay, 12/13/20
Interceptions.....	4.....	vs. New York Giants, 9/25/14	Rushing TDs.....	2.....	2x, last vs. Minnesota, 11/12/17
Passer Rtg. (min. 20).....	158.3.....	vs. New Orleans, 11/15/15	Long Rush.....	19t.....	2x, last at LA Rams, 9/27/18
Completion Pct.....	85.5.....	vs. Washington, 10/24/19			

COUSINS' TOUCHDOWNS (*playoffs)

GAME	Play
vs. Atlanta, 10/7/12.....	77 pass to S. Moss
vs. Baltimore, 12/9/12.....	11 pass to P. Garcon
at Cleveland, 12/16/12.....	54 pass to L. Hankerson, 2 pass to L. Hankerson
at Atlanta, 12/15/13.....	23 pass to F. Davis, 53 pass to P. Garcon, 3 pass to S. Moss
vs. Dallas, 12/22/13.....	8 pass to P. Garcon
vs. Jacksonville, 9/14/14.....	20 pass to D. Young, 2 pass to N. Paul
at Philadelphia, 9/21/14.....	4 pass to D. Young, 4 pass to P. Garcon, 81 pass to D. Jackson
vs. New York Giants, 9/25/14.....	18 pass to A. Roberts
vs. Seattle, 10/6/14.....	60 pass to D. Jackson, 6 pass to A. Roberts
at Arizona, 10/12/14.....	64 pass to D. Jackson, 5 pass to P. Garcon
vs. Miami, 9/13/15.....	3 pass to J. Reed
vs. St. Louis, 9/20/15.....	4 pass to P. Garcon
at New York Giants, 9/24/15.....	4 pass to C. Thompson
vs. Philadelphia, 10/4/15.....	4 pass to P. Garcon, 1 run
at Atlanta, 10/11/15.....	7 pass to D. Carrier
at New York Jets, 10/18/15.....	2 pass to P. Garcon
vs. Tampa Bay, 10/25/15.....	3 pass to R. Grant, 3 pass to J. Reed, 6 pass to J. Reed, 8 run
at New England, 11/8/15.....	3 pass to J. Reed
vs. New Orleans, 11/15/15.....	16 pass to J. Reed, 11 pass to J. Crowder, 78 pass to M. Jones, 8 pass to J. Reed
at Carolina, 11/22/15.....	56 pass to D. Jackson
vs. New York Giants, 11/29/15.....	63 pass to D. Jackson, 1 run
vs. Dallas, 12/7/15.....	28 pass to D. Jackson
at Chicago, 12/13/15.....	5 pass to J. Reed, 3 run
vs. Buffalo, 12/20/15.....	3 pass to J. Reed, 18 pass to J. Reed, 77 pass to D. Jackson, 5 pass to P. Garcon, 13 run
at Philadelphia, 12/26/15.....	22 pass to J. Reed, 12 pass to J. Reed, 12 pass to C. Thompson, 13 pass to P. Garcon
at Dallas, 1/3/16.....	5 pass to R. Grant, 39 pass to P. Garcon, 3 pass to J. Crowder
vs. Green Bay, 1/10/16*.....	24 pass to J. Reed, 3 run
vs. Dallas, 9/18/16.....	11 pass to J. Crowder
at New York Giants, 9/25/16.....	44 pass to D. Jackson, 55 pass to J. Crowder
vs. Cleveland, 10/2/16.....	8 pass to J. Reed, 9 pass to J. Reed, 5 pass to C. Thompson
at Baltimore, 10/9/16.....	21 pass to P. Garcon
vs. Philadelphia, 10/16/16.....	16 pass to J. Crowder, 13 pass to V. Davis
at Detroit, 10/23/16.....	1 pass to R. Kelley, 19 run
at Cincinnati, 10/30/16.....	23 pass to J. Reed, 33 pass to J. Crowder
vs. Minnesota, 11/13/16.....	4 pass to J. Crowder, 38 pass to V. Davis
vs. Green Bay, 11/20/16.....	17 pass to D. Jackson, 44 pass to J. Crowder, 70 pass to P. Garcon
at Dallas, 11/24/16.....	5 pass to J. Reed, 67 pass to D. Jackson, 8 pass to J. Reed
at Arizona, 12/4/16.....	26 pass to J. Crowder, 1 run

at Philadelphia, 12/11/16.....	80 pass to D. Jackson, 15 pass to P. Garcon
at Chicago, 12/24/16.....	17 pass to C. Thompson, 9 run, 1 run
vs. New York Giants, 1/1/17.....	1 pass to J. Reed
vs. Philadelphia, 9/10/17.....	29 pass to C. Thompson
at Los Angeles Rams, 9/17/17.....	11 pass to R. Grant
vs. Oakland, 9/24/17.....	22 pass to C. Thompson, 18 pass to V. Davis, 52 pass to J. Doctson
at Kansas City, 10/2/17.....	44 pass to T. Pryor, 3 pass to R. Grant
vs. San Francisco, 10/15/17.....	11 pass to J. Doctson, 3 pass to S. Perine, 7 run
at Philadelphia, 10/23/17.....	7 pass to C. Thompson, 5 pass to J. Reed, 12 pass to J. Reed
vs. Dallas, 10/29/17.....	1 pass to J. Doctson
vs. Minnesota, 11/12/17.....	36 pass to M. Harris, 1 run, 2 run
at New Orleans, 11/19/17.....	16 pass to C. Thompson, 40 pass to R. Grant, 7 pass to J. Sprinkle
vs. New York Giants, 11/23/17.....	15 pass to J. Crowder, 14 pass to J. Doctson
at Dallas, 11/30/17.....	20 pass to R. Grant, 14 pass to J. Doctson
at Los Angeles Chargers, 12/10/17.....	23 pass to V. Davis
vs. Arizona, 12/17/17.....	5 pass to J. Crowder, 36 pass to K. Bibbs
vs. Denver, 12/24/17.....	15 pass to J. Crowder, 48 pass to J. Doctson, 31 pass to V. Davis
at New York Giants, 12/31/17.....	12 run
vs. San Francisco, 9/9/18.....	22 pass to S. Diggs, 11 pass to K. Rudolph
at Green Bay, 9/16/18.....	14 pass to L. Treadwell, 3 pass to S. Diggs, 75 pass to S. Diggs, 22 pass to A. Thielen
vs. Buffalo, 9/23/18.....	4 pass to K. Rudolph
at Los Angeles Rams, 9/27/18.....	16 pass to A. Robinson, 17 pass to A. Robinson, 45 pass to A. Thielen
at Philadelphia, 10/7/18.....	3 pass to A. Thielen
vs. Arizona, 10/14/18.....	13 pass to A. Thielen, 7 run
at New York Jets, 10/21/18.....	34 pass to A. Thielen, 34 pass to A. Robinson
vs. New Orleans, 10/28/18.....	1 pass to S. Diggs, 1 pass to A. Thielen
vs. Detroit, 11/4/18.....	2 pass to A. Thielen
at Chicago, 11/18/18.....	13 pass to A. Robinson, 5 pass to S. Diggs
vs. Green Bay, 11/25/18.....	26 pass to D. Cook, 30 pass to S. Diggs, 14 pass to A. Thielen
at New England, 12/2/18.....	5 pass to A. Thielen
at Seattle, 12/10/18.....	6 pass to D. Cook
vs. Miami, 12/16/18.....	13 pass to S. Diggs, 40 pass to A. Robinson
at Detroit, 12/23/18.....	8 pass to S. Diggs, 44 pass to K. Rudolph, 4 pass to K. Rudolph
vs. Chicago, 12/30/18.....	2 pass to S. Diggs
vs. Atlanta, 9/8/19.....	23 pass to A. Thielen, 1 run
at Green Bay, 9/15/19.....	45 pass to S. Diggs
vs. Oakland, 9/22/19.....	35 pass to A. Thielen
at New York Giants, 10/6/19.....	15 pass to A. Thielen, 9 pass to A. Thielen
vs. Philadelphia, 10/13/19.....	6 pass to A. Thielen, 62 pass to S. Diggs, 51 pass to S. Diggs, 11 pass to S. Diggs
at Detroit, 10/20/19.....	25 pass to A. Thielen, 1 pas to B. Johnson, 5 pass to C. Ham, 15 pass to K. Rudolph
at Kansas City, 11/3/19.....	4 pass to B. Johnson, 16 pass to A. Abdullah, 3 pass to K. Rudolph
at Dallas, 11/10/19.....	1 pass to K. Rudolph, 1 pass to K. Rudolph
vs. Denver, 11/17/19.....	10 pass to I. Smith Jr., 54 pass to S. Diggs, 32 pass to K. Rudolph
at Seattle, 12/2/19.....	58 pass to L. Treadwell, 3 pass to K. Rudolph
vs. Detroit, 12/8/19.....	9 pass to B. Johnson
at LA Chargers, 12/15/19.....	1 pass to I. Smith Jr.
vs. Green Bay, 12/23/19.....	21 pass to S. Diggs
at New Orleans, 1/5/20*	4 pass to K. Rudolph
at San Francisco, 1/11/20*	41 pass to S. Diggs
vs. Green Bay, 9/13/20.....	37 pass to A. Thielen, 19 pass to A. Thielen
vs. Tennessee, 9/27/20.....	16 pass to A. Thielen, 71 pass to J. Jefferson, 3 pass to K. Rudolph
at Houston, 10/4/20.....	9 pass to A. Thielen
at Seattle, 10/11/20.....	3 pass to A. Thielen, 6 pass to A. Thielen
vs. Atlanta, 10/18/20.....	11 pass to J. Jefferson, 2 pass to A. Thielen, 49 pass to J. Jefferson
at Green Bay, 11/1/20.....	50 pass to D. Cook
vs. Detroit, 11/8/20.....	9 pass to I. Smith Jr., 22 pass to A. Abdullah, 1 pass to I. Smith Jr.
at Chicago, 11/16/20.....	17 pass to A. Thielen, 6 pass to A. Thielen
vs. Dallas, 11/22/20.....	2 pass to A. Thielen, 3 pass to A. Thielen, 39 pass to J. Jefferson
vs. Carolina, 11/29/20.....	12 pass to J. Jefferson, 10 pass to J. Jefferson, 10 pass to C. Beebe
vs. Jacksonville, 12/6/20.....	3 pass to A. Thielen, 12 pass to C. Ham, 20 pass to J. Jefferson
at Tampa Bay, 12/13/20.....	14 pass to I. Smith Jr.
vs. Chicago, 12/20/20.....	3 pass to A. Thielen, 20 pass to T. Conklin
Total.....	203 (187 passing, 16 rushing)

COUSINS' CAREER GAME-BY-GAME (*starts; scores for games started only; games with 100+ passer rating in bold)

	PASSING										RUSHING				
2012	WAS	Att.	Comp.	Yds.	Pct.	TD.	INT.	Lg.	Sk/Yds.	Rating	Rush	Yds	TD	Score	
9/9	@ NO	DID NOT PLAY													
9/16	@ STL	DID NOT PLAY													
9/23	CIN	DID NOT PLAY													
9/30	@ TB	DID NOT PLAY													
10/7	ATL	9	5	111	55.5%	1	2	77t	1/6	97.2	0	0	0		
10/14	MIN	DID NOT PLAY													
10/21	@ NYG	DID NOT PLAY													
10/28	@ PIT	DID NOT PLAY													
11/4	CAR	DID NOT PLAY													
11/18	PHI	DID NOT PLAY													
11/22	@ DAL	DID NOT PLAY													
12/3	NYG	DID NOT PLAY													
12/9	BAL	2	2	26	100.0%	1	0	15	0/0	158.3	0	0	0		
12/16	@ CLE*	37	26	329	70.3%	2	1	54t	2/21	104.4	3	22	0	W 38-21	
12/23	@ PHI	DID NOT PLAY													
12/30	DAL	DID NOT PLAY													
GP/GS: 3/1		48	33	466	68.8%	4	3	77t	3/27	101.6	3	22	0		
2012 PLAYOFFS															
1/6/13	SEA	10	3	31	30.0%	0	0	15	0/0	40.0	1	0	0		
2013	WAS	Att.	Comp.	Yds.	Pct.	TD.	INT.	Lg.	Sk/Yds.	Rating	Rush	Yds	TD	Score	
9/9	PHI	DID NOT PLAY													
9/15	@ GB	DID NOT PLAY													
9/22	DET	DID NOT PLAY													
9/29	@ OAK	DID NOT PLAY													
10/13	@ DAL	DID NOT PLAY													
10/20	CHI	DID NOT PLAY													
10/27	@ DEN	9	5	48	55.6%	0	2	17	0/0	31.0	1	1	0		
11/3	SD	DID NOT PLAY													
11/7	@ MIN	DID NOT PLAY													
11/17	@ PHI	DID NOT PLAY													
11/25	SF	DID NOT PLAY													
12/1	NYG	DID NOT PLAY													
12/8	KC	16	7	59	43.8%	0	0	15	1/15	53.9	0	0	0		
12/15	@ ATL*	45	29	381	64.4%	3	2	62	1/8	94.8	0	0	0	L 26-27	
12/22	DAL*	36	21	197	58.3%	1	1	28	0/0	71.2	2	10	0	L 23-24	
12/29	@ NYG*	49	19	169	38.8%	0	2	21	3/9	31.8	1	3	0	L 6-20	
GP/GS: 5/3		155	81	854	52.3%	4	7	62	5/32	58.4	4	14	0		
2014	WAS	Att.	Comp.	Yds.	Pct.	TD.	INT.	Lg.	Sk/Yds.	Rating	Rush	Yds	TD	Score	
9/7	@ HOU	DID NOT PLAY													
9/14	JAX	33	22	250	66.7%	2	0	31	2/21	109.4	1	-1	0		
9/21	@ PHI	48	30	427	62.5%	3	1	81t	0/0	103.4	3	5	0	L 34-27	
9/25	NYG	33	19	257	57.6%	1	4	36	2/14	53.0	1	12	0	L 14-45	
10/6	SEA	36	21	283	58.3%	2	0	60t	1/8	102.0	2	4	0	L 17-27	
10/12	@ ARI	38	24	354	63.2%	2	3	64t	2/19	78.2	0	0	0	L 20-30	
10/19	TEN	16	10	139	62.5%	0	1	50	1/8	64.3	0	0	0	W 19-17	
10/27	@ DAL	DID NOT PLAY													
11/2	@ MIN	INACTIVE													
11/16	TB	INACTIVE													
11/23	@ SF	INACTIVE													
11/30	@ IND	INACTIVE													
12/7	STL	INACTIVE													
12/14	@ NYG	INACTIVE													
12/20	PHI	DID NOT PLAY													
12/28	DAL	DID NOT PLAY													
GP/GS: 6/5		204	126	1,710	61.8%	10	9	81t	8/70	86.4	7	20	0		

PASSING											RUSHING			
2015	WAS	Att.	Comp.	Yds.	Pct.	TD.	INT.	Lg.	Sk/Yds.	Rating	Rush	Yds	TD	Score
9/13	MIA*	31	21	196	67.7%	1	2	25	1/8	68.8	2	-1	0	L 10-17
9/20	STL*	27	23	203	85.2%	1	0	35	2/12	110.3	0	0	0	W 24-10
9/24	@ NYG*	49	30	316	61.2%	1	2	26	1/11	69.8	0	0	0	L 21-32
10/4	PHI*	46	31	290	67.4%	1	0	43	1/0	91.8	1	1	1	W 23-20
10/11	@ ATL*	32	21	219	65.6%	1	2	26	1/0	69.7	1	1	0	L 19-25
10/18	@ NYJ*	43	25	196	58.1%	1	2	20	1/5	57.9	1	1	0	L 20-34
10/25	TB*	40	33	317	82.5%	3	0	38	1/12	124.7	3	15	1	W 31-30
11/8	@ NE*	40	22	217	55.0%	1	1	36	1/4	68.4	0	0	0	L 10-27
11/15	NO*	25	20	324	80.0%	4	0	78	3/23	158.3	0	0	0	W 47-14
11/22	@ CAR*	30	22	207	73.3%	1	1	56	5/35	89.2	1	4	0	L 16-44
11/29	NYG*	29	20	302	69.0%	1	0	63	0/0	114.4	4	1	1	W 20-14
12/7	DAL*	31	22	219	71.0%	1	0	28	3/26	101.4	1	6	0	L 16-19
12/13	@ CHI*	31	24	300	77.4%	1	1	32	3/25	104.2	4	13	1	W 24-14
12/20	BUF*	28	22	319	78.6%	4	0	77	1/11	153.7	3	11	1	W 35-15
12/26	@ PHI*	38	24	365	67.4%	4	0	28	2/14	120.3	5	-4	0	W 38-24
1/3/16	@ DAL*	15	12	176	80.0%	3	0	44	0/0	155.1	0	0	0	W 34-23
GP/GS: 16/16		543	379	4,166	69.8%	29	11	78	26/186	101.6	26	48	5	
2015 PLAYOFFS														
1/10/16	GB*	46	29	329	63.0%	1	0	38	6/59	91.7	2	2	1	L 18-35
2016	WAS	Att.	Comp.	Yds.	Pct.	TD.	INT.	Lg.	Sk/Yds.	Rating	Rush	Yds	TD	Score
9/12	PIT*	43	30	329	69.8%	0	2	33	0/0	72.7	1	8	0	L 16-38
9/18	DAL*	46	28	364	60.9%	1	1	57	2/14	84.0	2	20	0	L 23-27
9/25	@ NYG*	35	21	296	60.0%	2	0	55	2/14	106.4	3	-5	0	W 29-27
10/2	CLE*	27	21	183	77.8%	3	1	26	3/27	116.5	0	0	0	W 31-20
10/9	@ BAL*	41	29	260	70.7%	1	1	27	1/10	85.4	1	-1	0	W 16-10
10/16	PHI*	34	18	263	52.9%	2	1	37	0/0	85.8	2	8	0	W 27-20
10/23	@ DET*	39	30	301	76.9%	1	0	27	2/18	106.9	3	15	1	L 17-20
10/30	@ CIN*	56	38	458	67.9%	2	1	44	1/12	97.2	3	-1	0	T 27-27
11/3	MIN*	33	22	262	66.7%	2	0	38	1/2	110.9	1	-1	0	W 26-20
11/20	GB*	30	21	375	70.0%	3	0	70	2/11	145.8	4	4	0	W 42-24
11/24	@ DAL*	53	41	449	77.4%	3	0	67	0/0	120.7	1	2	0	L 26-31
12/4	@ ARI*	37	21	271	56.8%	1	1	59	2/25	77.6	2	0	1	L 23-31
12/11	@ PHI*	21	14	234	66.7%	2	1	80	2/7	116.0	4	6	0	W 27-22
12/19	CAR*	47	32	315	68.1%	0	1	23	1/9	77.9	2	11	0	L 15-26
12/24	@ CHI*	29	18	270	62.1%	1	0	57	0/0	104.1	5	30	2	W 41-21
1/1/17	NYG*	35	22	287	62.9%	1	2	49	4/41	74.3	0	0	0	L 10-19
GP/GS: 16/16		606	406	4,917	67.0%	25	12	80	23/190	97.2	34	96	4	
2017	WAS	Att.	Comp.	Yds.	Pct.	TD.	INT.	Lg.	Sk/Yds.	Rating	Rush	Yds	TD	Score
9/10	PHI*	40	23	240	57.5%	1	1	34	4/40	72.9	4	30	0	L 17-30
9/17	@ LAR*	27	18	179	66.7%	1	0	12	2/23	97.6	3	7	0	W 27-20
9/24	OAK*	30	25	365	83.3%	3	0	74	1/9	150.7	1	2	0	W 27-10
10/2	@ KC*	24	14	220	58.3%	2	0	69	0/0	116.7	7	38	0	L 20-29
10/15	SF*	37	25	330	67.6%	2	1	51	1/5	102.3	4	26	1	W 26-24
10/23	@ PHI*	40	30	303	75.0%	3	1	32	4/34	110.7	3	18	0	L 24-34
10/29	DAL*	39	26	263	66.7%	1	1	41	4/27	83.6	1	0	0	L 19-33
11/5	@ SEA*	31	21	247	67.7%	0	0	38	6/54	91.7	3	4	0	W 17-14
11/12	MIN*	26	42	327	57.8%	1	1	36	1/14	78.7	4	5	2	L 30-38
11/19	@ NO*	32	22	322	68.8%	3	0	40	2/22	132.6	3	11	0	L 31-34
11/23	NYG*	31	19	242	61.3%	2	1	38	6/41	93.8	3	4	0	W 20-10
11/30	@ DAL*	37	26	251	70.3%	2	2	33	4/27	84.4	3	6	0	L 14-38
12/10	@ LAC*	27	15	151	55.6%	1	1	28	2/15	68.6	2	8	0	L 13-30
12/17	ARI*	26	18	196	69.2%	2	0	36	1/9	116.8	2	0	0	W 20-15
12/24	DEN*	37	19	299	51.4%	3	1	48	0/0	94.3	5	8	0	W 27-11
12/31	@ NYG*	37	20	158	54.1%	0	3	20	3/22	31.1	1	12	1	L 10-18
GP/GS: 16/16		540	347	4,093	64.3%	27	13	74	41/342	93.9	49	179	4	

2018	MIN	PASSING							RUSHING						
		Att.	Comp.	Yds.	Pct.	TD.	INT.	Lg.	Sk/Yds.	Rating	Rush	Yds	TD	Score	
9/9	SF*	36	20	244	55.6%	2	0	34	3/17	95.1	4	26	0	W 24-16	
9/16	@ GB*	48	35	425	72.9%	4	1	75t	2/13	118.8	2	5	0	T 29-29	
9/27	BUF*	55	40	295	72.7%	1	1	19	4/18	83.6	2	2	0	L 6-27	
10/7	@ LAR*	50	32	422	72.0%	3	0	45t	4/30	117.2	4	28	0	L 31-38	
10/14	@ PHI*	37	30	301	81.1%	1	0	68	1/3	109.6	5	1	0	W 23-21	
10/21	ARI*	34	24	233	70.6%	1	1	17	4/17	87.0	4	14	1	W 27-17	
10/28	@ NYJ*	40	25	241	62.5%	2	0	34	1/13	95.9	2	-1	0	W 37-17	
11/4	NO*	41	31	359	75.6%	2	1	31	4/21	107.7	2	3	0	L 30-20	
11/11	DET*	22	18	164	81.8%	1	1	24	1/9	93.9	2	3	0	W 24-9	
11/18	@ CHI*	46	30	262	65.2%	2	2	25	2/16	76.5	1	5	0	L 20-25	
11/25	GB*	38	29	342	76.3%	3	0	33	2/17	129.5	6	17	0	W 24-17	
12/2	@ NE*	44	32	201	72.7%	1	2	24	2/18	70.4	0	0	0	L 24-10	
12/10	@ SEA*	33	20	208	60.6%	1	0	48	2/9	89.0	3	5	0	L 21-7	
12/16	MIA*	21	14	215	66.6%	2	1	40t	2/17	112.2	5	7	0	W 41-17	
12/23	@ DET*	28	21	253	75.0%	3	0	44t	2/13	137.9	1	1	0	W 27-9	
12/30	CHI*	33	20	132	60.6%	1	0	18	4/31	79.4	1	7	0	L 10-24	
GP/GS: 16/16		606	425	4,298	70.1%	30	10	75t	40/262	99.7	44	123	1		

2019	MIN	Att.	Comp.	Yds.	Pct.	TD.	INT.	Lg.	Sk/Yds.	Rating	Rush	Yds	TD	Score
9/8	ATL*	10	8	98	80.0%	1	0	31	1/1	140.8	6	4	1	W 28-12
9/15	@ GB*	32	14	230	42.8%	1	2	61	1/7	52.9	2	17	0	L 16-21
9/22	OAK*	21	15	174	71.4%	1	0	35	0/0	112.0	4	16	0	W 34-14
9/29	@ CHI*	36	27	233	75.0%	0	0	39	6/51	91.6	0	0	0	L 6-16
10/6	@ NYG*	27	22	306	81.5%	2	0	44	3/27	138.6	3	3	0	W 28-10
10/13	PHI*	29	22	333	75.9%	4	1	62t	1/8	138.4	2	0	0	W 38-20
10/20	@ DET*	34	24	338	70.6%	4	0	66	0/0	141.4	4	-3	0	W 42-30
10/24	WAS*	26	23	285	88.5%	0	0	39	3/12	112.3	2	2	0	W 19-9
11/3	@ KC*	38	19	220	50.0%	3	0	32	1/8	94.2	1	5	0	L 23-26
11/10	@ DAL*	32	23	220	71.9%	2	0	30	1/9	111.5	1	5	0	W 28-24
11/17	DEN*	35	29	319	82.9%	3	0	54t	5/35	133.2	2	1	0	W 27-23
12/2	@ SEA*	38	22	276	57.9%	2	1	58t	0/0	87.2	0	0	0	L 30-37
12/8	DET*	30	24	242	80.0%	1	0	44	1/8	111.4	1	-1	0	W 20-7
12/15	@ LAC*	25	19	207	76.0%	1	1	46	0/0	96.6	3	14	0	W 39-10
12/23	GB*	31	16	122	51.6%	1	1	28	5/40	58.8	0	0	0	L 10-23
12/29	CHI	DID NOT PLAY												
GP/GS: 15/15		444	307	3,603	69.1%	26	6	66	28/206	107.4	31	63	1	
2019 PLAYOFFS														
1/5/20	@ NO*	31	19	242	61.3%	1	0	43	2/10	96.4	2	-1	0	W 26-20
1/11/20	@ SF*	29	21	172	72.4%	1	1	41	6/46	84.3	0	0	0	L 10-27
GP/GS: 2/2		60	40	414	66.7%	2	1	43	8/56	90.5	2	-1	0	

2020	MIN	Att.	Comp.	Yds.	Pct.	TD.	INT.	Lg.	Sk/Yds.	Rating	Rush	Yds	TD	Score
9/13	GB*	25	19	259	76.0%	2	1	37	2/11	118.6	4	34	0	L 34-43
9/20	@ IND*	26	11	113	42.3%	0	3	24	3/18	15.9	0	0	0	L, 11-28
9/27	TEN*	27	16	251	59.3%	3	2	71t	2/13	96.4	2	14	0	L, 30-31
10/4	@ HOU*	22	16	260	72.7%	1	0	39	3/12	127.1	4	5	0	W, 31-23
10/11	@ SEA*	39	27	249	69.2%	2	1	25	3/1	92.8	1	2	0	L, 26-27
10/18	ATL*	36	24	343	66.7%	3	3	49t	1/10	90.4	0	0	0	L, 23-40
11/1	@ GB*	14	11	160	78.6%	1	0	50t	1/9	138.1	0	0	0	W, 28-22
11/8	DET*	20	13	220	65.0%	3	0	35	1/8	141.7				W, 34-20
11/16	@ CHI*	36	25	292	69.4%	2	1	54	1/6	100.7	1	-1	0	W, 19-13
11/22	DAL*	30	22	314	73.3%	3	0	51	2/9	140.1	1	4	4	L, 28-31
11/29	CAR*	45	34	307	75.6%	3	0	25	2/16	115.7	3	19	0	W, 28-27
12/6	JAX*	43	28	305	65.1%	3	1	40	4/30	99.5	3	12	0	W, 27-24
12/13	@ TB*	37	24	225	64.9%	1	0	25	6/52	90.5	5	41	0	L, 14-26
12/20	CHI*	35	24	271	68.6%	2	1	30	3/22	98.6	3	25	0	L, 27-33
12/25	@ NO													
1/3	@ DET													
GP/GS: 14/14		435	294	3,569	67.6%	29	13	71t	34/217	102.4	27	155	0	

COUSINS' CAREER 4TH-QUARTER/OVERTIME COMEBACK WINS/TIES (16)

Date	Opponent	Final Score	Pre Drive Score	QTR	Drive Start	Drive End	Scoring Play	Start LOS	Last LOS	Drive Plays	Net Yds	Time Poss.
12/9/12	Baltimore	31-28	20-28	4	4:47	0:29	Garcon 11t catch	WAS15	BAL11	13	85	4:18
		31-28	28-28	OT	13:23	11:37	Forbath 34 FG	BAL24	BAL16	3	8	1:46
10/4/15	Philadelphia	23-20	16-20	4	6:05	0:26	Garcon 4t catch	WAS0	PHI4	15	90	5:39
10/25/15	Tampa Bay	31-30	24-30	4	2:24	0:24	Reed 6t catch	WAS20	TB6	11	80	2:00
12/13/15	Chicago	24-21	21-21	4	1:24 (3)	14:07	Hopkins 47 FG	WAS 20	CHI29	7	51	2:17
9/25/16	NY Giants	29-27	26-27	4	7:53	1:51	Hopkins 37 FG	WAS25	NYG19	10	56	6:02
10/2/16	Cleveland	31-20	17-20	4	1:07(3)	10:39	Thompson 5t catch	WAS9	CLE5	10	91	5:28
		31-20	24-20	4	6:28	4:25	Jones 1t run	CLE39	CLE1	4	39	2:03
10/30/16	Cincinnati	27-27*	24-27	4	3:15	1:07	Hopkins 40 FG	WAS33	CIN22	10	45	2:08
11/13/16	Minnesota	26-20	20-20	4	12:54	9:33	Hopkins 50 FG	WAS8	MIN32	7	60	3:21
12/11/16	Philadelphia	27-22	21-22	4	4:59	1:53	Thompson 25t run	WAS23	PHI25	8	77	3:06
9/17/17	LA Rams	27-20	20-20	4	7:16	1:49	Grant 11t catch	WAS30	LA11	10	70	5:27
10/15/17	San Francisco	26-24	17-17	4	3:01 (3)	10:34	Hopkins 21 FG	WAS25	SF3	16	72	7:27
			20-17	4	8:22	3:28	Cousins 7t run	WAS16	SF7	9	84	4:54
11/5/17	Seattle	17-14	10-14	4	1:34	0:59	Kelley 1t run	WAS30	SEA1	4	70	0:35
11/23/17	NY Giants	20-10	10-10	4	8:33	3:31	Doctson 14t catch	WAS40	NYG14	8	60	5:02
9/16/18	Green Bay	29-29*	21-29	4	1:45	0:36	Thielen 22t catch	MIN25	GB22	8	75	1:14
11/17/19	Denver	27-23	20-23	4	8:15	6:01	Rudolph 32t catch	MIN33	DEN32	5	67	2:14
1/5/20	New Orleans#	26-20	20-20	OT	15:00	10:40	Rudolph 4t catch	MIN25	NO4	9	75	4:20
11/29/20	Carolina	28-27	21-27	4	1:51	0:46	Beebe 10t catch	MIN25	CAR10	7	75	1:05

* - game resulted in a tie following OT # - playoff game

FAST START UNDER CENTER

Kirk Cousins has made a quick impact on the Vikings offense and carved a place in the club record books during his first 2 seasons with the franchise. Cousins completed 425 passes in 2018, a single-season Vikings record, and became the fastest Viking to throw 50 TD passes for the team from 2018-19, needing only 27 games to do so.

VIKINGS COMPLETION % IN A SEASON

RK	PLAYER, SEASON	COMPLETION %
1	Sam Bradford, 2016	71.6%
2	Kirk Cousins, 2018	70.1%
3	Daunte Culpepper, 2004	69.2%
4	Kirk Cousins, 2019	69.1%

VIKINGS PASSER RATING IN A SEASON

RK	PLAYER, SEASON	PASSER RATING
1	Daunte Culpepper, 2004	110.9
2	Kirk Cousins, 2019	107.4
3	Brett Favre, 2009	107.2
4	Randall Cunningham, 1998	106.0
5	Kirk Cousins, 2018	99.7

VIKINGS 400+ YARD PASSING GAMES IN A SEASON

RK	PLAYER, SEASON	400+ GAMES
1t	Kirk Cousins, 2018	2
1t	Daunte Culpepper, 2004	2
1t	Warren Moon, 1994	2

MOST PASSING YARDS BY VIKINGS QB IN FIRST SEASON WITH TEAM

RK	PLAYER, SEASON	PASSING YARDS
1	Kirk Cousins, 2018	4,298
2	Warren Moon, 1994	4,264
3	Brett Favre, 2009	4,202

COMPLETIONS IN A GAME BY A VIKINGS PLAYER

RK	PLAYER, GAME	COMPLETIONS
1	Kirk Cousins, vs. Buffalo, 9/23/18	40
2t	Tommy Kramer, vs. Cleveland, 12/14/80	38
2t	Tommy Kramer, vs. Green Bay, 11/29/81	38

30+ COMPLETION GAMES IN A CAREER BY A VIKINGS PLAYER

RK	PLAYER	30+ COMPLETION GAMES
1	Kirk Cousins, 2018-Present	7
2	Sam Bradford, 2016-17	6
3	Tommy Kramer, 1977-89	6

ATTEMPTS IN A SEASON BY A VIKINGS PLAYER

RK	PLAYER, SEASON	ATTEMPTS
1t	Kirk Cousins, 2018	606
1t	Warren Moon, 1995	606
3	Warren Moon, 1994	601
4	Tommy Kramer, 1981	593

COMPLETIONS IN A SEASON BY A VIKINGS PLAYER

RK	PLAYER, SEASON	COMPLETIONS
1	Kirk Cousins, 2018	425
2	Sam Bradford, 2016	395
3	Daunte Culpepper, 2004	379
4	Warren Moon, 1995	377

PASSING YARDS IN A SEASON BY A VIKINGS PLAYER

RK	PLAYER, SEASON	PASS. YARDS
1	Daunte Culpepper, 2004	4,717
2	Kirk Cousins, 2018	4,298
3	Warren Moon, 1994	4,264
4	Warren Moon, 1995	4,228



27

CAMERON DANTZLER

POSITION: Cornerback
HEIGHT/WEIGHT: 6-2/188
DOB: 9-3-98
HOMETOWN: Hammond, LA

HIGH SCHOOL: St. Thomas Aquinas
COLLEGE: Mississippi State
ACQUIRED: D3 (#89) 2020
NFL/VIKINGS SEASON: R

2020 GP/GS
10/9

Career GP/GS
10/9

Playoffs GP/GS
0/0

- Only rookie defender in the NFL to record an interception, forced fumble and fumble recovery in the same game this season.
- Played on a 7-on-7 team in high school with Vikings TE and fellow New Orleans native Irv Smith, Jr.

OFF THE FIELD

- Majored in human development and family sciences.
- Nicknamed "Needle" as a kid, sold custom t-shirts with a needle logo following the Draft to benefit NoKid Hungry, a program that provides meals and nutrition education for families in need.
- Has a son, Cameron, Jr., and daughter, Carmyn.

PRO

- Selected in the 3rd round (#89 overall) of the 2020 NFL Draft, the 2nd of 5 DBs drafted by the Vikings.
- Joined Vikings 1st-round WR Justin Jefferson (#22 overall) of LSU from the Southeastern Conference as Vikings picks from the league in the opening 3 rounds.

2020: MINNESOTA VIKINGS

- Started at right cornerback in NFL debut vs. Green Bay, recording four solo tackles (9/13). Was the only rookie from the Vikings 2020 class to start in season opener.
- Inactive Weeks 2-3 due to a rib injury (9/20).
- Talled three tackles in second career start at Houston (10/4).
- Ranked third on the team at Seattle with five tackles (10/11).
- Recorded career high 12 tackles and first career tackles for loss (2) vs. Atlanta (10/18).
- Placed on Reserve/COVID-19 on 10/28/20 and activated from list on 10/31/20.
- Had two tackles before exiting the game with a neck injury in the first quarter at Green Bay (11/1).
- Inactive Weeks 9-10 with a concussion.
- Had four tackles in both Weeks 11 and 12, also added a tackle for loss and his first career pass defended vs. Carolina (11/29).
- Notched his first career interception, picking Jaguars QB Mike Glennon's throw at the MIN 22 in the second quarter and later added a forced fumble and fumble recovery (12/6).
- Recorded the second interception of his career, a pick off

Mitchell Trubisky in the end zone for a touchback and had three tackles vs. Chicago (12/20).

COLLEGE

- Started final 22 games of the 35 he played for Bulldogs, all 13 game of the 2018 season and 9 games during 2019 before injuries sidelined him.
- Was a 2nd-Team All-SEC honoree by Associated Press as a sophomore in 2018.
- Bulldogs CB group in 2019 did not allow a TD pass as a unit.
- Helped Bulldogs win the Egg Bowl rivalry games against Mississippi during the 2018 and 2019 regular seasons; posted career-high 9 tackles in his final game at MSU in cross-state rivalry against Ole Miss.
- Missed 2019 regular season games vs. Kansas State, Texas A&M and Abilene Christian and Music City Bowl against Louisville, with team going 1-3 in the games he missed en route to a 6-7 mark overall.
- Snared 1st career INT off Heisman Trophy winner Lamar Jackson in 2017 TaxSlayer Bowl against Louisville, part of a 4-INT day against Jackson by the Bulldogs in the 31-27 win.
- Notched 1.5 career sacks, a full sack in 2018 when he hauled down Tua Tagovailoa vs. Alabama and shared a sack in 2019 of Heisman winner Joe Burrow vs. LSU.
- Helped MSU to an 8-5 mark and a berth in the Outback Bowl in 2018, falling to Iowa.
- Had a pair of INTs on the 2018 season, grabbing INTs against Florida and at LSU and shared a sack at LSU.
- MSU capped the 2017 season with a 9-4 mark and bowl win over Louisville.

PREP

- Ranked as a 3-star prospect by ESPN, Rivals and Scout as a QB and DB at St. Thomas Aquinas.
- Led club to a 12-1 mark and a berth in the state semifinals for the first time in school history.
- Ran for 1,901 yards and 26 TDs as a senior and threw for 1,381 yards and 11 TDs, helping him earn All-State in Class 2A, and was District 7-2A MVP.
- As a track standout, set school record and won state title in 2015 with a 23-3 1/4 long jump.

DANTZLER'S NFL TOTALS

Year	GP/GS	Solo	Asst.	Total	Sacks	INTs	PBU	TFL	QBH	FF/FR	Special Teams
2020 (Min)	10/9	33	10	43	0.0	2	3	3	0	1/1	0
Totals	10/9	33	10	43	0.0	2	3	3	0	1/1	0

SINGLE-GAME CAREER HIGHS (* - playoffs)

Tackles	11..... vs. Atlanta, 10/18/20	Tackles for Loss	2..... vs. Atlanta, 10/18/20
Solo Tackles	9..... vs. Atlanta, 10/18/20	Passes Defensed	1..... 3x, last vs. Chicago, 12/20/20
Interceptions	1..... 2x, last vs. Chicago, 12/20/20	Forced Fumbles	1..... vs. Jacksonville, 12/6/20
Fumbles Recovered	1..... vs. Jacksonville, 12/6/20		

DANTZLER'S CAREER GAME-BY-GAME (*starts)

2020	MIN	U	A	T	TFL	SK	QH	FF	FR	INT	PD
9/13	GB*	4	0	4	0.0	0.0	0	0	0	0	0
9/20	@ IND	INACTIVE									
9/27	TEN	INACTIVE									
10/4	@ HOU*	3	0	3	0	0.0	0	0	0	0	0
10/11	@ SEA*	4	1	5	0	0.0	0	0	0	0	0
10/18	ATL*	9	2	11	2	0.0	0	0	0	0	0
11/1	@ GB*	2	0	2	0	0.0	0	0	0	0	0
11/8	DET	INACTIVE									
11/16	@ CHI	INACTIVE									
11/22	DAL	0	4	4	0	0.0	0	0	0	0	0
11/29	CAR*	2	2	4	1	0.0	0	0	0	0	1
12/6	JAX*	3	1	4	0	0.0	0	1	1	1	1
12/13	@ TB*	30	10	40	3	0.0	0	1	1	1	2
12/20	CHI*	3	0	3	0	0.0	0	0	0	1	1
12/25	@ NO										
1/3/20	@ DET										
GP/GS: 10/9		33	10	43	3	0.0	0	1	1	2	3

DANTZLER'S INTERCEPTIONS

GAME	QB	INT
vs. Jacksonville, 12/6/20	Mike Glennon	No return
vs. Chicago, 12/20/20	Mitchell Trubisky	Touchback
Total				2



40

TODD DAVIS

POSITION: Linebacker
HEIGHT/WEIGHT: 6-1/230
DOB: 5-17-92
HOMETOWN: Palmdale, CA

COLLEGE: Sacramento State
ACQUIRED: FA 2020
NFL SEASON: 7
VIKINGS SEASON: 1

2020 GP/GS	Career GP/GS	Playoffs GP/GS
10/5	95/68 (82/63-Den, 3/0-NO, 10/5-MIN)	4/0

- Joined Vikings on 9/24/20 as a free agent following his release by Denver in final roster cuts.
- Played for Vikings OC Gary Kubiak early in his Broncos career in 2015-16, helping the team to the Super Bowl 50 title.

OFF THE FIELD

- 2017 Ed Block Courage Award winner for Broncos.

PRO

- Signed with Minnesota on 9/24/20.
- Began NFL career as an undrafted rookie with New Orleans in 2014, playing in 3 games before being claimed off waivers by Denver on 11/13/14.
- Moved into full-time starting role with Denver in 2016 and started 59 of the 60 games he played from 2016-19
- Led Denver in tackles in 2016, '18 and '19, ranking 2nd in 2017.

HONORS

- 2017 Ed Block Courage Award winner for Broncos.

2020: MINNESOTA VIKINGS

- Joined team as a free agent on 9/24/20.
- Recorded one tackle in Vikings debut vs. Tennessee (9/27).
- Notched two tackles in Week 4 (10/4).
- Made first start as a Viking at Seattle, recording one tackle (10/11).
- Tallied one tackle on defense and one on special teams in Week 6 (10/18).
- Placed on Reserve/COVID-19 on 10/30.
- Activated from Reserve/COVID-19 on 11/10.
- Started in place of injured Eric Kendricks and tallied a season high 11 tackles in Week 13 (12/6).
- Ranked second on the team with seven tackles at Tampa Bay (12/13).
- Sacked Bears quarterback Mitchell Trubisky for a loss of four yards and added eight tackles in Week 15 (12/20).

2019: DENVER BRONCOS

- Led team in tackles with career-best 134.

- Missed opening 2 games of the season but went on to have 8 games of 10+ tackles in the next 14.
- Had career-best 15 tackles at Houston (12/8) and 13 stops vs. Oakland (12/29).
- Had 12 tackles at Minnesota (11/17), vs. Jacksonville (9/29) and at Kansas City (12/15).

2018: DENVER BRONCOS

- Led team with 114 tackles and scored on a 20-yard INT return at Arizona (10/18), his 1st INT and TD of his career.
- Had season-high 10 tackles at Arizona (10/18), vs. Houston (11/4) and vs. Pittsburgh (11/25).
- Shared a sack on Patrick Mahomes vs. Kansas City (10/1).

2017: DENVER BRONCOS

- Ranked 2nd on club with 82 tackles.
- Led team with season-high 10 tackles at Buffalo (9/24) and at LA Chargers (10/22).
- Had 1st career full sack at Buffalo (9/24).

2016: DENVER BRONCOS

- Led team with 97 tackles, highlighted by a pair of 13-tackle days vs. New England (12/18) and at Kansas City (12/25).
- Shared a sack vs. Carolina (9/8) on Cam Newton, had a FR vs. Houston (10/24) and had FF at Kansas City (12/25).

2015: DENVER BRONCOS

- Played in all 16 games for the 1st time in his career and made 2 starts for the Super Bowl 50 champion Broncos.
- Played in all 3 post-season games for Denver but did not start.
- Made starts vs. Minnesota (10/4) and vs. Oakland (12/13).
- Had season-high 5 tackles vs. San Diego (1/3) in season finale.

2014: DENVER BRONCOS

- Played in 9 total regular season games for New Orleans and Denver and saw 1st career playoff action with Broncos.
- Earned 1st career starts for Denver in final 2 regular season games, opening at Cincinnati (12/22) and vs. Oakland (12/28). His 1st career start came at Cincinnati on Monday Night Football.
- Began NFL career as a rookie free agent with New Orleans.

Went through training camp and preseason with Saints before release in final roster cuts. Re-joined New Orleans on the practice squad on 9/18/14 where he spent 3 weeks on practice squad before being called up to 53-man roster.

- Played in 1st career regular season game at Detroit (10/19), returned to practice squad and moved back to 53-man roster to play at Carolina (10/30) and vs. San Francisco (11/9).
- Waived by New Orleans on 11/12 and claimed by Denver on 11/13 where he went on to play in final 6 regular season games with 2 starts and played in Divisional Playoff vs. Indianapolis (11/11/15), posting 6 tackles.

COLLEGE

- Played in 45 career games at Sacramento State.
- Capped career as 2nd-leading tackles in school history with 351 stops, 9.5 sacks, 4 FFs and 3 INTs.
- Earned 1st-Team All-Big Sky Conference choice and 2nd-Team All-America honoree.
- Named 2nd-Team All-Big Sky and SCSU team MVP as a junior.

PREP

- Was All-State as a senior at Paraclete High in Lancaster, CA.
- Notched 119 tackles with 3.0 sacks in senior season.

DAVIS' NFL TOTALS

Year	GP/GS	Tackles				INTs	PBU	TFL	QBH	FF/FR	Special
		Solo	Asst.	Total	Sacks						Teams
2014 (NO)	3/0	0	0	0	0.0	0	0	--	--	0/0	0
(Den)	6/2	9	8	17	0.0	0	2	--	--	0/0	5
Playoffs	1/0	3	3	6	0.0	0	0	--	--	0/0	0
2015 (Den)	16/2	11	3	14	0.0	0	0	--	--	0/1	7
Playoffs	3/0	0	0	0	0.0	0	0	--	--	0/0	0
2016 (Den)	16/15	64	33	97	0.5	0	3	--	--	1/1	0
2017 (Den)	14/14	48	34	82	1.0	0	0	--	--	0/0	0
2018 (Den)	16/16	80	34	112	0.5	1 (20t)	7	--	--	0/0	0
2019 (Den)	14/14	78	56	134	0.0	0	1	--	--	0/0	0
2020 (Min)	10/5	13	18	31	1.0	0	1	1	1	0/0	1
Totals	95/68	303	186	489	3.0	1 (20t)	14	22	12	1/2	13
Playoffs	4/0	3	3	6	0.0	0	0	0	0	0/0	0

SINGLE-GAME CAREER HIGHS (* - playoffs)

Tackles15..... at Houston, 12/8/19
Sacks1..... at Buffalo, 9/24/17
Interception.....1..... at Arizona, 10/18/18

Passes Defensed2..... 3x, last at LA Chargers, 11/18/18
Fumble Recovery1..... 2x, last vs. Houston, 10/24/16
Forced Fumble1..... at Kansas City, 12/25/16

DAVIS' SACKS

GAMEQB.....SACK
vs. Carolina, 9/8/16 Cam Newton 0.5
at Buffalo, 9/24/17 Tyrod Taylor 1.0
vs. Kansas City, 10/1/18 Patrick Mahomes 0.5
vs. Chicago, 12/20/20 Mitchell Trubisky 1.0
Total 3.0

DAVIS' INTERCEPTIONS

GAMEQB.....INT
at Arizona, 10/18/18 Josh Rosen 20t
Total 1 (20t)

DAVIS' CAREER GAME-BY-GAME (*starts)

2020	MIN	U	A	T	TFL	SK	QH	FF	FR	INT	PD
9/13	GB*	NOT WITH TEAM									
9/20	@ IND	NOT WITH TEAM									
9/27	TEN	1	0	1	0	0.0	0	0	0	0	0
10/4	@ HOU	1	1	2	0	0.0	0	0	0	0	0
10/11	@ SEA*	1	0	1	0	0.0	0	0	0	0	0
10/18	ATL*	0	1	1	0	0.0	0	0	0	0	0
11/1	@ GB	RESERVE/COVID-19									
11/8	DET	RESERVE/COVID-19									
11/16	@ CHI	0	0	0	0	0.0	0	0	0	0	0
11/22	DAL	0	0	0	0	0.0	0	0	0	0	0
11/29	CAR	0	0	0	0	0.0	0	0	0	0	0
12/6	JAX*	3	8	11	0	0.0	0	0	0	0	0
12/13	@ TB*	3	4	7	0	0.0	0	0	0	0	0
12/20	CHI*	4	4	8	1	1.0	1	0	0	0	1
12/25	@ NO										
1/3/20	@ DET										
GP/GS: 10/5		13	18	31	1	1.0	1	0	0	0	1



42

ANDREW DEPAOLA

POSITION: Long Snapper
HEIGHT/WEIGHT: 6-1/220
DOB: 7-28-87
HOMETOWN: PARKTON, MD

COLLEGE: Rutgers
ACQUIRED: FA 2020
NFL SEASON: 6
VIKINGS SEASON: 1

2020 GP/GS

5/0 70/0 (48/0 - TB, 16/0 - CHI, 1/0-OAK, 5/0 - MIN) 0/0

Career GP/GS**Playoffs GP/GS****PRO**

- Handled long-snapping duties for the Chicago Bears in 2017 after spending three seasons (2014-16) with the Tampa Bay Buccaneers
- Spent the 2012 and 2013 training camps with the Buccaneers prior to serving as the primary long snapper from 2014-16.

2020: MINNESOTA

- Signed to the Vikings practice squad on 11/21/20.
- Made his Vikings debut vs. Dallas after being elevated from the practice squad for the Week 11 matchup (11/22).
- Standard elevation from practice squad to active roster on 11/28/20.
- Served as the Vikings long snapper as K Dan Bailey went 2/2 on field goals and PAT attempts and P Britton Colquitt averaged 51.0 yards on three punts in Week 12 (11/29).
- Signed to Vikings active roster on 12/2.

2019

- Was not on an NFL team in 2019.

2018: OAKLAND

- Suffered a season-ending ACL tear after playing two snaps in the Week 1 opener.

2017: CHICAGO

- Played in all 16 games for Chicago after spending all of training camp and preseason with Tampa Bay.
- Helped P Pat O'Donnell set career highs in punts (87), yards (4,7087) and average (47.0), finishing in the top-10 in the league in each category

2016: TAMPA BAY

- Played in all 16 contests for the third consecutive season.
- Snapped for K Roberto Aguayo in his rookie season as he connected on 32-of-34 extra points.
- Helped P Bryan Anger finish tied third in the league with 37 punts placed inside the opponents' 20-yard line in his first season with the Buccaneers.

2015: TAMPA BAY

- Played in all 16 contests and recorded four special teams tackles for the second straight year.
- Helped P Jake Schum set a career high with 56 punts for 2,348 yards.
- Recorded one special teams tackle vs. Tennessee (9/13).
- Made one stop on special teams and also snapped for seven punts (9/27) at Houston.
- Recorded a special teams tackles vs. Indianapolis and Chicago.

2014: TAMPA BAY

- Played in all 16 games on the season and registered four special teams tackles.
- Made his NFL debut and recorded one special teams tackle vs. Carolina (9/7).
- Registered one stop on special teams vs. both New Orleans (10/5) and Minnesota (10/26)
- Made one tackle on special teams at Carolina (12/14).

COLLEGE

- Appeared in 39 games during his career at Rutgers (2005-09), including every game his final three season
- Recorded five tackles (three solo) during the 2009 season
- Served as the Scarlet Knights primary holder for field goals from 2007-09
- Redshirted as a true freshman in 2005.

PREP

- Attended Hereford High School in Parkton, Md.
- Played quarterback and was a three-year starter.
- Threw for 2,092 yards with 22 TDs as a senior, earning All-Metro and All-State honors.
- Earned All-County honors two times.
- Named Baltimore County Offensive Player of the Year by the Baltimore Sun.
- Also earned All-Metro honors as a baseball player.

DEPAOLA'S NFL TOTALS**SPECIAL TEAMS TACKLES**

Year	GP/GS	Solo	Asst	Total	FF	FR
2014 (TB)	16/0	4	0	4	0	0
2015 (TB)	16/0	4	0	4	0	0
2016 (TB)	16/0	0	0	0	0	0
2017 (CHI)	16/0	0	0	0	0	0
2018 (OAK)	1/0	0	0	0	0	0
2020 (MIN)	5/0	0	0	0	0	0
Total	70/0	8	0	8	0	0



46

MYLES DORN

POSITION: Safety
HEIGHT/WEIGHT: 6-2/205
DOB: 6-25-98
HOMETOWN: Charlotte NC

HIGH SCHOOL: Vance
COLLEGE: North Carolina
ACQUIRED: UDFA 2020
NFL/VIKINGS SEASON: R

OFF THE FIELD

- Is a 2nd-generation NFL player and UNC Tar Heel; his father, Torin, played 6 seasons in the NFL with Oakland and St. Louis as a DB after playing RB and DB in Chapel Hill from 1986-89. Wears #46 in honor of his dad's NFL jersey number.
- Mother is a UNC graduate and brother, Torin, Jr., played basketball at North Carolina State and currently plays professionally in Poland.
- Majored in communications.

PRO

- Signed with Minnesota as an undrafted free agent on April 27, 2020.
- Waived on September 5 with an injury and placed on the Vikings Reserve/Injured list on September 6.

COLLEGE

- Started all 33 games he played over his final 3 games at UNC and had a pair of INTs as a sophomore and junior, picking off Virginia and Duke in 2018, and had a career-high 2 INT against Notre Dame as a sophomore in 2017.
- Earned Honorable Mention All-ACC as a senior when he ranked 3rd on the team with 83 tackles and led with 6 PBU.
- Ranked 3rd on team as a sophomore with 71 tackles and added 55 as a junior. As a true freshman in 2016 he had 32 tackles and played in all 13 games.

PREP

- Standout on offense and defense at Vance High in Charlotte, was ranked as the #14 player in North Carolina by Rivals and the #17 safety in the country.



78

DAKOTA DOZIER

POSITION: Guard
HEIGHT/WEIGHT: 6-4/312
DOB: 4-30-91
HOMETOWN: West Columbia, SC

COLLEGE: Furman
ACQUIRED: FA 2019
NFL SEASON: 7
VIKINGS SEASON: 2

2020 GP/GS

14/14

Career GP/GS

68/25 (38/7 - NY), 30/18 - MIN)

Playoffs GP/GS

2/0 - MIN

- Set career high with 14 starts (all at LG) so far in 2020.
- Made a career-high 4 starts in 2019, 3 at RG and 1 at LG. Also saw time at C and played 16 games for the 1st time in his career.
- Recognized by Jets equipment staff and past winners with the club's Bill Hampton Award (2014), given to the rookie who most conducts himself as a professional in the locker room.

OFF THE FIELD

- In November 2019, helped give away 250 turkeys with other offensive linemen at The Salvation Army-Citadel Worship and Service Center in St. Paul.
- Majored in health sciences at Furman.
- Married his Furman University crush, Haley.

PRO

- Saw action in 16 games for Vikings in 2019, his 1st season playing in every regular season game and had 1st career playoff action, playing in Wild Card game at New Orleans and Divisional Round game at San Francisco.
- Originally drafted by the NY Jets in the 4th Round (#137) of the 2014 NFL Draft.
- Re-signed with the Jets on 4/6/18 as a UFA.
- Signed with Minnesota on 4/4/19.
- Re-signed with Minnesota on 3/30/20.

2020: MINNESOTA VIKINGS

- Started the season opener against Green Bay at left guard, paving the way for 382 total yards of offense, two rushing touchdowns by Dalvin Cook and three successful two-point conversions vs. Green Bay (9/13).
- Started at left guard while the offense totaled 464 net yards

and Minnesota had a 100-yard rusher and 100-yard receiver vs. Tennessee (9/27).

- Helped Minnesota to 410 net yards of offense as the Vikings had two 100-yard receivers and a 100-yard rusher in Week 4 (10/4) for the first time since 2000.
- Paved the way for 449 total net yards of offense at Seattle as the Vikings had a 100-yard rusher for the third straight game (10/11).
- Started at left guard as the Vikings recorded 324 total net yards and Dalvin Cook posted a four-touchdown, 100-yard rushing game in an upset win at Green Bay (11/1).
- Part of an offensive line that allowed just one sack while the offense posted 487 net yards and Cook rushed for 206 yards, including a 70-yard rushing touchdown in Week 9 (11/8).
- Started at left guard while Minnesota recorded 385 total net yards of offense and rookie WR Justin Jefferson notched his fourth 100-yard game of the season en route to defeating Chicago 19-13 on MNF (11/16).
- Started at left guard while Minnesota had a 300-yard passer and a 100-yard receiver and rusher in the same game for the first time since 2019 and the fourth time in team history.
- Paved the way for the offense as Minnesota became the second team in NFL history to have four different receivers with seven-plus catches and 60 or more yards in the same game vs. Carolina (11/29).
- Started at left guard as Minnesota totaled 420 net yards in Week 13 (12/6).
- Started at left guard as the Vikings had a 100-yard rusher and put up 162 rushing yards against Tampa Bay, the most allowed by the Buccaneers since Week 15 of the 2018 season.
- Paved the way as Dalvin Cook rushed for 132 yards and Justin

Jefferson totaled 104 yards receiving vs. Chicago (12/20).

2019: MINNESOTA VIKINGS

- Set career-highs in appearances (16) and starts (4) in 2019 while seeing time at LG, RG and C.
- Helped Dalvin Cook break the 1,000-yard mark for the 1st time in his career and earn Pro Bowl berth.
- Made his Vikings debut vs. Atlanta (9/8), appearing as an extra tackle and on special teams.
- Made the 1st start of his Vikings career at Green Bay (9/15), filling in at LG for an injured Pat Elflein and blocking as Dalvin Cook rushed for a career-high 154 yards.
- Started his 3rd game of the season vs. Philadelphia (10/13), filling in for an injured Josh Kline at RG as the Vikings offense scored 38 points.
- Stepped in at RG for an injured Kline at Dallas (11/10) on an offensive line that only allowed 1 sack.
- Started at RG in place of Kline in the 27-23 Vikings win vs. Denver (11/17) as Minnesota scored 27 points in the 2nd half points after being down 20-0 at half.
- Played in his 50th career game at Seattle (12/2).
- Played extensively at C vs. Chicago (12/29).
- Made his NFL postseason debut in the Wild Card win at New Orleans (1/5/20), appearing on special teams.
- Played special teams in Divisional game at San Francisco (1/11/20).

2018: NEW YORK JETS

- Appeared in the last 6 games of the season, with 2 starts.
- Saw action at FB throughout the last 5 games of the season.
- Made his 1st start of the season at Tennessee (12/2), filling in at LG for an injured James Carpenter.
- Started as an extra offensive lineman vs. Green Bay (12/23).

2017: NEW YORK JETS

- Played in 14 games and made 3 starts.
- Saw extended playing time vs. Oakland (9/17), filling in for an injured Brian Winters.
- In his 1st start of the season vs. Miami (9/24), he was a part of the offensive line that helped block for McCown as he completed 18 of 23 passes for 249 yards and a TD.
- Offense had 354 passing yards vs. New England (10/15).
- At home vs. Buffalo (11/2); saw snaps on an offensive line that blocked for an offense that ran for 194 yards.
- Started at RG vs. LA Chargers (12/24), team rushed for 197 yards and 1 TD on 30 carries (6.6 average).

2016: NEW YORK JETS

- Appeared in 13 games on the season, starting the final 2.
- Made his 1st career start at New England (12/24) in place of injured RG Brian Winters.

2015: NEW YORK JETS

- Appeared in his first 5 NFL games, mostly on special teams.
- Saw his 1st offensive play vs. Cleveland (9/13) when he entered the game for injured C Nick Mangold in the 3rd quarter.

2014: NEW YORK JETS

- Spent the entire season on the Jets active roster but was inactive for 15 of 16 games.
- Recognized by the team's equipment staff and past winners with the club's Bill Hampton Award, given to the rookie who most conducts himself as a professional in the locker room.

COLLEGE


- Appeared in 45 games with 44 career starts at Furman, making 43 starts at LT and 1 start at LG during his 4-year career with the Paladins.
- Started in all 14 games and served as co-captain of Furman's 2013 Southern Conference championship team.

PREP

- Played OT, DT and DE at Brookland-Cayce HS in South Carolina.
- Earned all-region, all-area and High School Sports Report all-state honors.

DOZIER'S CAREER GAMES/STARTS

Year	GP/GS
2014 (NYJ)	0/0
2015 (NYJ)	5/0
2016 (NYJ)	13/2
2017 (NYJ)	14/3
2018 (NYJ)	6/2
2019 (Min)	16/4
Playoffs	2/0
2020 (Min)	14/14
Totals	68/25
Playoffs	2/0



45

TROY DYE

POSITION: Linebacker
HEIGHT/WEIGHT: 6-3/231
DOB: 9-18-96
HOMETOWN: Norco, CA

HIGH SCHOOL: Norco
COLLEGE: Oregon
ACQUIRED: D4c (#89) 2020
NFL/VIKINGS SEASON: R

2020 GP/GS
10/5

Career GP/GS
10/5

Playoffs GP/GS
0/0

• Only player in Oregon history to lead the team in tackles 4 straight seasons (2016-19) and finished 3rd in program history in career tackles (2017) and tied for 4th in tackles for loss (44.0).

OFF THE FIELD

- Father, Mark, played football at San Jose State and spent time in Houston Astros minor league system.
- Older brother, Tony, was a S at UCLA and played in the NFL from 2012-14, including with the Bengals where he played for Mike Zimmer. Tony was also a hockey standout, playing on Team USA in the Junior Olympics, and was offered a scholarship from prep powerhouse Shattuck-St. Mary's in Faribault, MN.
- Older brother, Jordan, played WR at Sterling College in Kansas and younger brother, Travis, is a junior RB at Oregon.

PRO

- Drafted by Minnesota in the 4th Round (#132).
- Joins 4 other Oregon players on the 2020 Vikings.

2020: MINNESOTA VIKINGS

- Made NFL debut in season opener vs. Green Bay (9/13).
- Placed on Reserve/Injured list on 9/24.
- Designated for return from Reserve/Injured on 10/26 and activated on 10/31.
- Started first career game at Green Bay and recorded one tackle as the Vikings upset the Packers, 28-22 (11/1).
- Had four tackles vs. Detroit (11/8).
- Made two tackles and tallied first career quarterback hurry and pass defended at Chicago on MNF (11/16).
- Tallied four solo tackles vs. Jacksonville (12/6).

- Recorded a career high six tackles vs. Chicago (12/20).

COLLEGE

- Left UO 2nd among Power Five players with 397 career tackles and had 19 games with 10+ tackles, tying a school record.
- Started 48 of 50 career games for Ducks, notching 397 tackles, 15 sacks, 5 INTs, 14 PBU, 44 TFL, 3 FF, 1 FR. Best season was 2018 with 115 tackles, 2 sacks and 1 INT. Started 39 straight games from 2017-19.
- Named AP All-Pac-12 1st Team in 2019, Coaches All-Pac-12 2nd Team in 2017 and 2018 and Coaches All-Pac-12 honorable mention in 2016.
- Played the final 8 games of his career with a cast on his right hand due to a broken thumb and finished his senior season.
- Helped Oregon improve its record every year on campus going 4-8 in 2016, 7-6 in 2017 (Las Vegas Bowl loss to Boise State), 9-4 in 2018 (RedBox Bowl win over Michigan State) and 12-2 in 2019 (Rose Bowl win over Wisconsin).

PREP

- Enrolled early at Oregon in January 2016, a consensus 3-star.
- First-team All-CIF and Co-Defensive Player of the Year in the Big VIII League as a senior.

DYE'S NFL TOTALS

Year	GP/GS	Solo	Asst.	Total	Sacks	INTs	PBU	TFL	QBH	FF/FR	Special Teams
2020 (Min)	10/5	12	11	23	0.0	0	1	0	1	0/0	1
Totals	10/5	12	11	23	0.0	0	1	0	1	0/0	1

DYE'S CAREER GAME-BY-GAME (*starts)

2020	MIN	U	A	T	TFL	SK	QH	FF	FR	INT	PD
9/13	GB	0	0	0	0.0	0.0	0	0	0	0	0
9/20	@ IND	0	0	0	0.0	0.0	0	0	0	0	0
9/27	TEN	RESERVE/INJURED									
10/4	@ HOU	RESERVE/INJURED									
10/11	@ SEA	RESERVE/INJURED									
10/18	ATL	RESERVE/INJURED									
11/1	@ GB*	1	0	1	0	0.0	0	0	0	0	0
11/8	DET*	3	2	5	0	0.0	0	0	0	0	0
11/16	@ CHI	0	2	2	0	0.0	1	0	0	0	1
11/22	DAL	1	0	1	0	0.0	0	0	0	0	0
11/29	CAR*	1	2	3	0	0.0	0	0	0	0	0
12/6	JAX	4	0	4	0	0.0	0	0	0	0	0
12/13	@ TB*	1	0	1	0	0.0	0	0	0	0	0
12/20	CHI*	1	5	6	0	0.0	0	0	0	0	0
12/25	@ NO										
1/3/20	@ DET										
GP/GS: 10/5		12	11	23	0	0.0	1	0	0	0	1



20

JEFF GLADNEY

POSITION: Cornerback
HEIGHT/WEIGHT: 5-10/191
DOB: 12-12-96
HOMETOWN: New Boston, TX

HIGH SCHOOL: New Boston
COLLEGE: Texas Christian
ACQUIRED: D1b (#31) 2020
NFL/VIKINGS SEASON: R

2020 GP/GS

14/13

- Finished his TCU career collecting 146 total tackles (106 solo), 38 pass breakups, 5 INTs (1 TD), 1.5 sacks, 6.0 TFL.
- Earned an invitation to the 2020 Senior Bowl following his successful final season at TCU.
- As a redshirt senior was named a FWAA 2nd-Team All-American and Phil Steele 2nd-Team All-American.

Career GP/GS

14/13

- Majoring in criminal justice.
- Served on the TCU football program's leadership council.
- Volunteered at a local food bank and assisted with church camps while in college.
- Grew up in New Boston, TX, in northeast Texas with a population of fewer than 5,000.

Playoffs GP/GS

0/0

- Notched his first career quarterback hit and added five tackles vs. Jacksonville (12/6).
- Had five tackles and a quarterback hit at Tampa Bay (12/13).
- Tallied six tackles and a tackle for loss vs. Chicago (12/20).

OFF THE FIELD

- Majoring in criminal justice.
- Served on the TCU football program's leadership council.
- Volunteered at a local food bank and assisted with church camps while in college.
- Grew up in New Boston, TX, in northeast Texas with a population of fewer than 5,000.

PRO

- Selected in the 1st round (31st overall) of the 2020 NFL Draft, the 1st of 5 DBs drafted by the Vikings.
- The 1st TCU player ever drafted by the Vikings in the 1st round and just the 8th TCU player in the 1st round since 1960.
- Became the 1st player ever drafted by the Vikings at the 31st overall spot since the pick has fallen in the 1st round.

2020: MINNESOTA VIKINGS

- Made NFL debut in season opener vs. Green Bay (9/13).
- Earned first career NFL start at Indianapolis and tied for third on the team with six tackles (9/20).
- Made five solo tackles and first career tackle for loss in second start in Week 3 (9/27).
- Finished fourth on the team in Week 4 with five tackles and also recorded a tackle for loss and pass defended (10/4).
- Recorded three tackles at Seattle (10/11).
- Tallied career high eight tackles and forced first career fumble vs. Atlanta (10/18).
- Tied for second on the team with eight tackles as Minnesota upset Green Bay, 28-22 (11/1).
- Had seven tackles and one tackle for loss vs. Detroit (11/8).
- Posted career high two tackles for loss and had four tackles total at Chicago on MNF (11/16).
- Recorded five tackles vs. Dallas (11/22).
- Posted six tackles and a tackle for loss vs. Carolina (11/29).

COLLEGE

- Closed his career with 42 starts, the most among his Horned Frogs teammates.
- Helped TCU to an 11-3 mark in 2017 and win over Stanford in the Alamo Bowl in the most successful season during his tenure. Team was 7-6 with bowl win over California in 2018 and posted 5-7 mark in 2019.
- Tied for 2nd in the Big 12 as a redshirt senior with 15 passes defended, including a conference-best 14 PBUs which tied for 8th nationally.
- Tied for 14th in the country with 1.3 PD per game in 2019.
- Pro Football Focus rated him #1 in the Big 12 in lowest passer rating allowed (46.9) with a minimum of 200 coverage snaps during the 2018 season.
- Ranked #1 in the Big 12 by only surrendering a reception every 16.5 coverage snaps as a redshirt junior.
- Held a team-best 13 PBUs (tied for 2nd in the Big 12) and finished 3rd in the Big 12 in passes defended at 1.15 per game in his 3rd season.
- Honorable-Mention All-Big 12 in 2017.
- Recorded 28 total tackles with 23 solo stops and grabbed first 2 INTs of his career as a redshirt sophomore.
- Had a 94-yard INT TD for TCU's final points in a 27-3 win at Texas Tech.
- Played in 12 games with 8 starts as a redshirt freshman.
- Redshirted as a true freshman.

PREP

- A 3-star recruit rated by Scout.com as the No. 11 cornerback in the state and No. 81 in the country.
- District 7-3A Most Valuable Player as a senior.
- Had 570 receiving yards and 9 TDs as a junior, when he was also 1st-Team All-District DB.
- Helped lead New Boston that year to the state semifinals for the first time in school history.

GLADNEY'S NFL TOTALS

Year	GP/GS	Solo	Asst.	Total	Sacks	INTs	PBU	TFL	QBH	FF/FR	Special Teams
2020 (Min)	14/13	57	16	73	0.0	0	2	7	2	1/0	0
Totals	14/13	57	16	73	0.0	0	2	7	2	1/0	0

SINGLE-GAME CAREER HIGHS (* - playoffs)

Tackles	8	2x, Last at Green Bay, 11/1/20	Tackles for Loss	2	at Chicago, 11/16/20
Solo Tackles	7	vs. Atlanta, 10/18/20	Passes Defensed	1 (2x)	last at Houston, 10/4/20
Forced Fumbles	1	vs. Atlanta, 10/18/20	Quarterback Hits	1 (2x)	last at Tampa Bay, 12/13/20

GLADNEY'S CAREER GAME-BY-GAME (*starts)

2020	MIN	U	A	T	TFL	SK	QH	FF	FR	INT	PD
9/13	GB	0	0	0	0	0.0	0	0	0	0	0
9/20	@ IND*	6	0	6	0	0.0	0	0	0	0	0
9/27	TEN*	5	0	5	1	0.0	0	0	0	0	1
10/4	@ HOU*	5	0	5	1	0.0	0	0	0	0	1
10/11	@ SEA*	2	1	3	0	0.0	0	0	0	0	0
10/18	ATL*	7	1	8	0	0.0	0	1	0	0	0
11/1	@ GB*	6	2	8	0	0.0	0	0	0	0	0
11/8	DET*	5	2	7	1	0.0	0	0	0	0	0
11/16	@ CHI*	4	0	4	2	0.0	0	0	0	0	0
11/22	DAL*	3	2	5	0	0.0	0	0	0	0	0
11/29	CAR*	4	2	6	1	0.0	0	0	0	0	0
12/6	JAX*	3	2	5	0	0.0	1	0	0	0	0
12/13	@ TB*	3	2	5	0	0.0	1	0	0	0	0
12/20	CHI*	4	2	6	1	0.0	0	0	0	0	0
12/25	@ NO										
1/3/20	@ DET										
GP/GS: 14/13		57	16	73	7	0.0	2	1	0	0	2



C.J. HAM

POSITION: Fullback
HEIGHT/WEIGHT: 5-11/235
DOB: 7-22-93
HOMETOWN: Duluth, MN

COLLEGE: Augustana (SD)
ACQUIRED: UDFA 2016
NFL SEASON: 4
VIKINGS SEASON: 4

- 2020 GP/GS**
14/10
- Career GP/GS**
61/20
- Playoffs GP/GS**
4/1
- Named to his 1st career Pro Bowl in 2019 after posting career-highs in starts (7), receptions (17) and receiving yards (149) and helping pave the way for Dalvin Cook to rush for 1,135 yards and also earn a Pro Bowl berth.
 - Scored the 2nd TD of his career in Week 7 at Detroit (10/20/19), catching a 5-yard TD pass from Kirk Cousins.
 - Honored his mother, Tina, during My Cause My Cleats game in 2019 with a message of support for pancreatic cancer victims. She was able to come to the game in person, a win over Detroit.

OFF THE FIELD

- Earned degree in physical education and health in spring 2016.
- Aspires to a career in mentoring youth and working with nonprofit organizations.
- Joined teammates and Vikings ownership in bringing a group of students to the U.S. Holocaust Memorial Museum in Washington, DC in spring 2019 to grow understanding and empathy for the tragedy.
- Grandfather was a Golden Gloves boxer and a Navy veteran.
- Cousin serves in the U.S. Army.
- Wife Stephanie played soccer at Augustana.
- The couple has 2 daughters, Skylar and Stella.
- The couple surprised a family from the Boys & Girls Clubs with Christmas gifts and a dinner at the team's facility in December 2018 and 2019.
- Played against Vikings WR Adam Thielen in high school and college before joining as teammates with the Vikings.

HONORS

- Named to his 1st career Pro Bowl in 2019.
- Named the Minnesota Vikings 2018 Special Teams Player of the Year after recording 7 special teams tackles on the season.

PRO

- Joined Vikings on May 10, 2016, following Vikings rookie camp, signing with the team as a free agent after competing in the rookie camp on a tryout basis.
- Signed to Minnesota's practice squad on 9/4/16 after being

- released by the team on 9/3/16.
- Signed to the Vikings active roster on 12/23/16 and dressed for his first game at Green Bay (12/24/16).
 - Re-signed with Minnesota on 3/10/2020.

2020: MINNESOTA VIKINGS

- Started the season opener vs. Green Bay (9/13).
- Had one carry for four yards and returned a kickoff for 11 yards at Indianapolis (9/20).
- Recorded one reception for 11 yards vs. Tennessee (9/27).
- Rushed for two yards and had a special teams tackles at Houston (10/4).
- Rushed for two yards on one carry in the Vikings win at Green Bay (11/1).
- Had one reception for eight yards and made a special teams tackle at Chicago on MNF (11/16).
- Returned a kickoff a career-long 20 yards and had a special teams tackle vs. Dallas (11/22).
- Rushed for a career long 10 yards and posted two special teams tackles vs. Carolina (11/29).
- Scored a career-long 12-yard receiving touchdown in Week 13 to help the Vikings to a win vs. Jacksonville (12/6).
- Caught three passes for 22 yards at Tampa Bay (12/13).

2019: MINNESOTA VIKINGS

- Named to his 1st career Pro Bowl.
- Played in all 16 games in 2019, starting 7.
- Appeared in a career-high 32.0% of offensive snaps, finishing the regular season with 7 carries for 17 yards and a career-high 17 receptions for 149 yards.
- Had 4 special teams tackles on the season.
- Helped pave the way for Dalvin Cook's career-high 154 rushing yards at Green Bay (9/15).
- In his 5th career start, led a rushing attack that totaled a season-high 211 yards and 3 TDs vs. Oakland (9/22).
- Started his 3rd game of the season at Chicago (9/29), establishing a new career high.
- Scored the 2nd TD and 1st receiving TD of his career at Detroit (10/20) on a 5-yard TD pass from Kirk Cousins. Also set career

high with a long rush of 9 yards and 9 total rushing yards with a 9-yard rumble on 3rd-and-short.

- Started his 4th game of the season at Kansas City (11/3), catching a then-career-long 32-yard pass.
- Started at Seattle (12/2), had a career-long 36-yard reception.
- Rushed 1 time for 3 yards and made 1 special teams tackle in the Wild Card win at New Orleans (1/5/20).
- Made his 1st career postseason start in the Divisional game at San Francisco (1/11/20).

2018: MINNESOTA VIKINGS

- Played in 15 games in his 2nd season, starting 2.
- Named the Minnesota Vikings 2018 Special Teams Player of the Year after recording 7 special teams tackles on the season.
- Finished the season with 6 carries for 8 yards and 11 receptions for 85 yards.
- Carried the ball for 5 yards and a 1st down to keep a 4th-quarter scoring drive alive at Green Bay (9/16).
- Caught career-best 5 passes for 47 yards vs. Buffalo (9/23).
- Made his 1st start of the 2018 season vs. New Orleans (10/28).
- Played his 25th career game vs. Detroit (11/4), appearing on offense and wrapping up 1 ST tackle.
- At Detroit (12/23), started his 2nd game of the season before exiting with an elbow injury.

2017: MINNESOTA VIKINGS

- Appeared in all 16 regular-season games and 2 playoff games as the only FB on roster.
- Totaled 81 yards from scrimmage on 14 touches (7 receptions, 7 rushes) on the season.
- Saw his 1st career NFL action vs. New Orleans (9/11), appearing on 9 plays on offense and 18 on special teams.
- Scored 1-yard TD on his 1st career rushing attempt at Pittsburgh (9/17).
- Contributed on offense with his 1st NFL reception (12 yards) and added 1 special teams tackle vs. Tampa Bay (9/24).
- Hauled in a 12-yard pass vs. Baltimore (10/22), tying a career long and added a career best 3 special teams tackles.
- Contributed on offense and special teams vs. Cleveland (10/29) at Twickenham Stadium in London, England as a part of the NFL's International Series.
- Posted 1 ST tackle at Detroit (11/23) on Thanksgiving Day.
- Had a 12-yard catch and added a key 1-yard rush on 3rd down as well as corraling 2 special teams tackles at Atlanta (12/3).
- Made 1st career start vs. Cincinnati (12/17) and made 1 special teams tackle as the Vikings clinched the NFC North title.
- Appeared in his 1st career playoff game, vs. New Orleans (1/14/18) in the Divisional Round, recording a 7-yard run as the Vikings clinched a berth in the NFC title game.
- Played on offense and special teams in the NFC Championship Game at Philadelphia (1/21/18).

2016: MINNESOTA VIKINGS

- Signed following a rookie minicamp tryout as an undrafted free agent, going through training camp and preseason with the team. Was released in final roster cuts but came back to club on practice squad.
- Joined the Vikings practice squad on 9/4.
- Elevated to the Vikings 53-man roster on 12/23 and was active, but did not play, at Green Bay (12/24).
- Inactive vs. Chicago (1/1/17).

COLLEGE

- Played at Division II Augustana College in Sioux Falls, SD, helping the Vikings advance to the NCAA playoffs, and led the Northern Sun Conference in rushing yards and TDs.
- Notched career-high 1,097 rushing yards as a senior and 16 TDs, matching the school record for rushing TDs, and becoming only 4th Augustana RB to top the 1,000-yard plateau.
- Started all 12 games as a senior and had career-high 160 yards on the ground against Southwest Minnesota State.

- Ran for 2,662 yards in his career and 29 rushing TDs along with 96 catches for 949 yards and 6 TDs in 43 career games.
- Played in NSIC along with fellow Viking WR Adam Thielen.

PREP

- Twice named all-conference and rushed for more than 1,800 yards combined as a junior and senior at Duluth Denfeld H.S.
- Also starred in track and field.
- Played in the Minnesota High School All-Star football game.

HAM'S NFL TOTALS

		RUSHING					RECEIVING					
Year	GP/GS	Att.	Yds.	Avg.	Lg.	TD	No.	Yds.	Avg.	Lg.	TD	STT
2016 (Min)	0/0	0	0	0.0	0	0	0	0	0.0	0	0	0
2017 (Min)	16/1	7	13	1.9	3	1	7	68	9.7	12	0	15
Playoffs	2/0	1	7	7.0	7	0	0	0	0.0	0	0	1
2018 (Min)	15/2	6	8	1.3	5	0	11	85	7.7	17	0	7
2019 (Min)	16/7	7	17	2.4	9	0	17	149	8.8	36	1	3
Playoffs	2/1	1	3	3.0	3	0	0	0	0.0	0	0	1
2020 (Min)	14/10	4	18	4.5	10	0	6	53	8.8	12t	1	6
Total	61/20	24	56	2.3	10	1	41	355	8.7	36	2	30
Playoffs	4/1	2	10	5.0	7	0	0	0	0.0	0	0	2

KICKOFF RETURNS

Year	KOR	Yds.	Avg.	Lg.	TD
2016 (Min)	0	0	0.0	0	0
2017 (Min)	0	0	0.0	0	0
Playoffs	0	0	0	0	0
2018 (Min)	0	0	0.0	0	0
2019 (Min)	2	33	16.5	17	0
Playoffs	0	0	0	0	0
2020 (Min)	2	31	15.5	20	0
Total	4	64	16.0	20	0
Playoffs	0	0	0	0	0

SINGLE-GAME CAREER HIGHS (* - playoffs)

Rushing Attempts 3 vs. LA Rams, 11/19/17
 Rushing Yards 10 vs. Carolina, 11/29/20
 Long Rush 10 vs. Carolina, 11/29/20
 Rushing TD 1 at Pittsburgh, 9/17/17
 ST Tackles 3 vs. Baltimore, 10/22/17

Receptions 5 vs. Buffalo, 9/23/18
 Long Reception 36 at Seattle, 12/2/19
 Receiving TD 1 2x, last vs. Jacksonville, 12/6/20
 Receiving Yards 47 vs. Buffalo, 9/23/18

HAM'S TOUCHDOWNS

GAME PLAY
 at Pittsburgh, 9/17/17 1 rush
 at Detroit, 10/20/19 5 pass from K. Cousins
Total 2 (1 rushing, 1 receiving)

HAM'S CAREER GAME-BY-GAME (*starts; games with 100+ rushing yards in bold)

2017	MIN	RUSHING						RECEIVING				
		Att.	Yards	Avg.	Long	TD	No.	Yards	Avg.	Long	TD	
9/11	NO	0	0	0.0	0	0	0	0	0.0	0	0	
9/17	@ PIT	1	1	1.0	1	1	0	0	0.0	0	0	
9/24	TB	0	0	0.0	0	0	1	12	12.0	12	0	
10/1	DET	0	0	0.0	0	0	0	0	0.0	0	0	
10/9	@ CHI	1	0	0.0	0	0	1	11	11.0	11	0	
10/15	GB	0	0	0.0	0	0	0	0	0.0	0	0	
10/22	BAL	0	0	0.0	0	0	1	12	12.0	12	0	
10/29	@ CLE	0	0	0.0	0	0	0	0	0.0	0	0	
11/12	@ WAS	1	3	3.0	3	0	0	0	0.0	0	0	
11/19	LAR	3	8	2.7	3	0	0	0	0.0	0	0	
11/23	@ DET	0	0	0.0	0	0	0	0	0.0	0	0	
12/3	@ ATL	1	1	1.0	1	0	1	12	12.0	12	0	
12/10	@ CAR	0	0	0.0	0	0	1	9	9.0	9	0	
12/17	CIN*	0	0	0.0	0	0	1	6	6.0	6	0	
12/23	@ GB	0	0	0.0	0	0	0	0	0.0	0	0	
12/31	CHI	0	0	0.0	0	0	1	6	6.0	6	0	
GP/GS: 16/1		7	13	2.0	3	1	7	68	9.7	12	0	
2017 Playoffs												
1/14/18	NO	1	7	7.0	7	0	0	0	0.0	0	0	
1/21/18	@ PHI	0	0	0.0	0	0	0	0	0.0	0	0	
GP/GS: 2/0		1	7	7.0	7	0	0	0	0.0	0	0	

RUSHING							RECEIVING				
2018	MIN	Att.	Yards	Avg.	Long	TD	No.	Yards	Avg.	Long	TD
9/9	SF	0	0	0.0	0	0	0	0	0.0	0	0
9/16	@ GB	1	5	5.0	5	0	0	0	0.0	0	0
9/23	BUF	0	0	0.0	0	0	5	47	9.4	17	0
9/27	@ LAR	0	0	0.0	0	0	2	7	3.5	6	0
10/7	@ PHI	0	0	0.0	0	0	1	7	7.0	7	0
10/14	ARI	1	1	1.0	1	0	0	0	0.0	0	0
10/21	@ NYJ	0	0	0.0	0	0	0	0	0.0	0	0
10/28	NO*	2	1	0.5	1	0	0	0	0.0	0	0
11/4	DET	0	0	0.0	0	0	0	0	0.0	0	0
11/18	@ CHI	0	0	0.0	0	0	0	0	0.0	0	0
11/25	GB	1	0	0.0	0	0	1	13	13.0	13	0
12/2	@ NE	0	0	0.0	0	0	2	11	5.5	6	0
12/10	@ SEA	0	0	0.0	0	0	0	0	0.0	0	0
12/16	MIA	0	0	0.0	0	0	0	0	0.0	0	0
12/23	@ DET*	1	1	1.0	1	0	0	0	0.0	0	0
12/30	CHI	INACTIVE									
GP/GS: 15/2		6	8	1.3	5	0	11	85	7.7	17	0

2019	MIN	Att.	Yards	Avg.	Long	TD	No.	Yards	Avg.	Long	TD
9/8	ATL*	0	0	0.0	0	0	0	0	0.0	0	0
9/15	@ GB	0	0	0.0	0	0	0	0	0.0	0	0
9/22	OAK*	0	0	0.0	0	0	1	0	0.0	0	0
9/29	@ CHI*	0	0	0.0	0	0	3	10	3.3	4	0
10/6	@ NYG	0	0	0.0	0	0	1	-1	-1.0	-1	0
10/13	PHI	0	0	0.0	0	0	0	0	0.0	0	0
10/20	@ DET	1	9	9.0	9	0	1	5	5.0	5	1
10/24	WAS	0	0	0.0	0	0	0	0	0.0	0	0
11/3	@ KC*	0	0	0.0	0	0	2	37	18.5	32	0
11/10	@ DAL	1	-1	-1.0	-1	0	0	0	0.0	0	0
11/17	DEN*	1	0	0.0	0	0	1	6	6.0	6	0
12/2	@ SEA*	0	0	0.0	0	0	2	42	21.0	36	0
12/8	DET	1	0	0.0	0	0	1	25	25.0	25	0
12/15	@ LAC	1	5	5.0	5	0	3	13	4.3	10	0
12/23	GB*	0	0	0.0	0	0	2	12	6.0	7	0
12/29	CHI	2	4	2.0	3	0	0	0	0.0	0	0
GP/GS: 16/7		7	17	2.4	9	0	17	149	8.8	36	1
2019 PLAYOFFS											
1/5/20	@ NO	1	3	3.0	3	0	0	0	0.0	0	0
1/11/20	@ SF*	0	0	0.0	0	0	0	0	0.0	0	0
GP/GS: 2/1		1	3	3.0	3	0	0	0	0.0	0	0

RUSHING							RECEIVING				
2020	MIN	Att.	Yards	Avg.	Long	TD	No.	Yards	Avg.	Long	TD
9/13	GB*	0	0	0.0	0	0	0	0	0.0	0	0
9/20	@ IND	1	4	4.0	4	0	0	0	0	0	0
9/27	TEN*	0	0	0.0	0	0	1	11	11.0	11	0
10/4	@ HOU*	1	2	2.0	2	0	0	0	0.0	0	0
10/11	@ SEA	0	0	0.0	0	0	0	0	0.0	0	0
10/18	ATL	0	0	0.0	0	0	0	0	0.0	0	0
11/1	@ GB*	1	2	2.0	2	0	0	0	0.0	0	0
11/8	DET*	0	0	0.0	0	0	0	0	0.0	0	0
11/16	@ CHI*	0	0	0.0	0	0	1	8	8.0	8	0
11/22	DAL	0	0	0.0	0	0	0	0	0.0	0	0
11/29	CAR*	1	10	10.0	10	0	0	0	0.0	0	0
12/6	JAX*	0	0	0.0	0	0	1	12	12.0	12t	1
12/13	@ TB*	1	0	0.0	0	0	3	22	7.3	9	0
12/20	CHI*	0	0	0.0	0	0	0	0	0.0	0	0
12/25	@ NO										
1/3	@ DET										
GP/GS: 14/10		4	8	2.0	4	0	6	53	8.3	12t	1



38

HARRISON HAND

POSITION: Cornerback
HEIGHT/WEIGHT: 5-11/197
DOB: 11-12-98
HOMETOWN: Cherry Hill, NJ

HIGH SCHOOL: Cherry Hill West
COLLEGE: Temple
ACQUIRED: D5a (#169) 2020
NFL/VIKINGS SEASON: R

2020 GP/GS
12/0

Career GP/GS
12/0

Playoffs GP/GS
0/0

- Compiled 114 total tackles (86 solo), 17 PBU, 4 INT, 5.5 TFL and a FF in collegiate career.
- Named to the 2019 American Athletic Conference Honor Roll.
- Earned American Athletic Conference Defensive Player of the Week honors against #21 Maryland in 2019.
- Selected as a 2018 Academic All-Big 12 2nd-Team honoree.
- 2017 Honorable Mention All-Big 12 (coaches).
- Played on a 7-on-7 squad in 2016 that produced seven other 2020 draft selections.

OFF THE FIELD

- Majored in kinesiology.
- Cousin of former collegiate players Turk McBride (Tennessee/ NFL DT), Antwine Perez (Maryland/USC DB) and Jamil Tyson (Towson CB).

PRO

- Selected in the 5th round (169th overall) of the 2020 NFL Draft, the 3rd of 5 DBs drafted by the Vikings.
- Temple-record 4 players were selected in the 2020 NFL draft.
- Teammate at Baylor with Vikings 2020 draftee James Lynch.

2020: MINNESOTA VIKINGS

- Inactive Weeks 1-2.
- Made NFL debut in Week 3 vs. Tennessee (9/27).
- Recorded career-high four tackles and defended a pass vs. Atlanta (10/18). Also made first career special teams tackle.
- Notched two tackles in Vikings upset win over Green Bay (11/1).

- Made three tackles vs. Jacksonville (12/6).
- Had a special teams tackle at Tampa Bay (12/13).

COLLEGE

- Started 25 of 34 games played at Temple and Baylor.
- Helped Temple to an 8-5 mark, but did not play in the Military Bowl with the team, instead focusing on the draft.
- Joined the football program at Temple in 2019 as a transfer senior in the spring and quickly earned the starting CB spot, notching 59 tackles, 4 TFL, 3 INT and 5 PBU.
- Had team-high 3 INTs in 2019, all against ranked opponents.
- Originally recruited by Temple in high school, he followed Owls head coach Matt Rhule to Baylor when he took the job there, only to return to his home area for 2019 with Temple.
- Appeared in 22 games and started 13 games at CB for Baylor and all 12 games at Temple (2019).
- Compiled 13 tackles, a TFL and 3 PBUs in 2018.
- Recorded 42 tackles, 0.5 TFL, 8 PBU and 1 INT in 2017.

PREP

- A 3-year letterwinner at DB and RB and 2-time all-league DB.
- Rated No. 1 CB prospect in New Jersey by Scout.
- Named to 2016 USA Today All-USA New Jersey 1st-Team and NJ.com 1st-Team All-State as senior.
- Helped CHWHHS to 8-2 record and 2nd playoff appearance in school history.
- Totaled 46 tackles, 2 INTs (1 TD), 7 PBU, 2 FR and 2 FFs as senior.
- Had 10 total TDs, including 2 PR and a 90-yard KOR.

HAND'S NFL TOTALS

Year	GP/GS	Solo	Asst.	Total	Sacks	INTs	PBU	TFL	QBH	FF/FR	Special Teams
2020 (Min)	12/0	8	1	9	0.0	0	1	0	0	0/0	3
Totals	12/0	8	1	9	0.0	0	1	0	0	0/0	3

SINGLE-GAME CAREER HIGHS (* - playoffs)

Total Tackles 4 vs. Atlanta, 10/18/20
Solo Tackles 4 vs. Atlanta, 10/18/20

Passes Defensed 1 vs. Atlanta, 10/18/20

HAND'S CAREER GAME-BY-GAME (*starts)

2020	MIN	U	A	T	TFL	SK	QH	FF	FR	INT	PD
9/13	GB	INACTIVE									
9/20	@ IND	INACTIVE									
9/27	TEN	0	0	0	0.0	0.0	0	0	0	0	0
10/4	@ HOU	0	0	0	0.0	0.0	0	0	0	0	0
10/11	@ SEA	0	0	0	0.0	0.0	0	0	0	0	0
10/18	ATL	4	0	4	0	0.0	0	0	0	0	1
11/1	@ GB	2	0	2	0	0.0	0	0	0	0	0
11/8	DET	0	0	0	0.0	0.0	0	0	0	0	0
11/16	@ CHI	0	0	0	0.0	0.0	0	0	0	0	0
11/22	DAL	0	0	0	0	0.0	0	0	0	0	0
11/29	CAR	0	0	0	0	0.0	0	0	0	0	0
12/6	JAX	2	1	3	0	0.0	0	0	0	0	0
12/13	@ TB	0	0	0	0	0.0	0	0	0	0	0
12/20	CHI	0	0	0	0	0.0	0	0	0	0	0
12/25	@ NO										
1/3/20	@ DET										
GP/GS: 12/0		8	1	9	0	0.0	0	0	0	0	1



41

ANTHONY HARRIS

2020 GP/GS
14/14

Career GP/GS
79/45

Playoffs GP/GS
5/3

- Recorded a career-high 6 INTs in 2019, tied for most in the NFL. Was the 1st Viking with 6 or more INTs since the 2005 season and just the 4th Viking to finish a season with a share of the NFL INT lead.
- The 2nd-highest rated safety in the NFL in 2019 (90.5 overall grade) according to Pro Football Focus, trailing only Justin Simmons of the Denver Broncos (90.8 overall grade).
- Scored 1st TD of his career at Seattle (12/2) by intercepting a batted Russell Wilson pass and returning it 20 yards for a score.
- Earned NFC Defensive Player of the Week honors after becoming the 15th player in team history to record 3 takeaways in a single game with 2 INTs and 1 FR vs. Atlanta (9/8/19).
- Took a leadership role on Vikings Social Justice Committee and promoted discussion o issues of equality in spring 2020.

OFF THE FIELD

- Earned degree in sociology in December 2014.
- Joined teammates and Vikings ownership in taking a group of 50 Project Success students to the U.S. Holocaust Memorial Museum and African American History and Culture Museum in Washington, D.C. during the spring of 2019.
- Spoke alongside teammate Stephen Weatherly on a panel at the 2019 Unsung Heroes Luncheon, addressing the issue of domestic violence.
- Helped host a pet adoption event at the Animal Humane Society in Golden Valley, where he decided to adopt 2 cats.
- Visited his alma mater, Lloyd C. Bird HS, to speak to students about success and making good choices in 2017 offseason.
- Supports and mentors AAU girls basketball team, Team Loaded, in Richmond, VA.
- Owns a Cryotherapy business, CryoRVA, in Richmond area.
- His grandfather is an Army veteran.

HONORS

- The 2019 recipient of the Korey Stringer Good Guy Award by

POSITION: Safety

HEIGHT/WEIGHT: 6-1/202

DOB: 10-9-91

HOMETOWN: Chesterfield, VA

COLLEGE: Virginia

ACQUIRED: UDFA 2015

NFL SEASON: 6

VIKINGS SEASON: 6

- the Twins Cities Media, given to the Vikings player that best exemplifies cooperation and professionalism with the media.
- Earned PFWA All-NFC honors following the 2019 season.
 - Named NFC Defensive Player of the Week after becoming the 15th Viking in franchise history to record 3 takeaways in a single game (2 INTs, 1 FR) against Atlanta on 9/8/19.

PRO

- Joined Vikings as a rookie free agent, competing during training camp and preseason for roster spot but was released in final roster cuts on 9/5/15.
- Signed to practice squad on 9/6/15.
- Moved from Vikings practice squad to the 53-man roster for the game at Arizona (12/10/15) on *Thursday Night Football* and started the contest and became the only Vikings rookie free agent in 2015 to start a game.
- Signed franchise tender offer with the Vikings on 5/18/20.

2020: MINNESOTA VIKINGS

- Ranked second on the team vs. Green Bay with eight tackles (9/13).
- Recorded six tackles (three solo) at Indianapolis (9/20).
- Notched eight tackles and a pass defended in Week 3 (9/27).
- Tallied five tackles at Houston (10/4) and four at Seattle (10/11).
- Made eight tackles, including a tackle for loss, and defended a pass vs. Atlanta (10/18).
- Had eight tackles and one pass defended in Vikings victory at Green Bay (11/1).
- Ranked second on the team at Chicago on MNF with five tackles and added a pass defended (11/16).
- Posted seven tackles vs. Dallas (11/22).
- Recorded a season-high 11 tackles vs. Carolina (11/29).
- Made five tackles, including a tackle for loss and defended a pass vs. Jacksonville (12/6).
- Tallied seven tackles vs. Chicago (12/20).

2019: MINNESOTA VIKINGS

- Started all 14 regular season games in which he appeared and

started both playoff games in 2019, setting new career highs in tackles (60), solo tackles (36), INTs (6), TFLs (1) and PBUs (11).

- Tied for the NFL lead with 6 INTs in 2019, becoming the 4th Viking all-time to own a share of a NFL's season INT crown.
- Earned NFC Defensive Player of the Week honors after becoming the 15th Viking in franchise history to record 3 takeaways in a single game with 2 INTs and 1 FR vs. Atlanta (9/8). Finished with 5 total tackles (3 solo), 1 FR, 2 INTs and 3 PBUs in what was his 2nd career multi-INT game.
- Made 6 total tackles (5 solo) at Green Bay (9/15).
- Recorded 6 total tackles (4 solo) vs. Philadelphia (10/13)
- Made a season-high 7 tackles (5 solo) at Detroit (10/20).
- Recorded his 3rd INT of the season vs. Washington (10/24) in his 25th career start.
- Inactive vs. Denver (11/17) with a groin injury.
- Returned from injury to start at S at Seattle (12/2), tying a season-high with 7 total tackles (2 solo) and scoring his 1st NFL TD by intercepting a batted pass and returning it 20 yards for a 2nd-quarter score.
- Grabbed his 5th INT of the season at the Los Angeles Chargers (12/15) while adding the 1st TFL of his career.
- Picked off Aaron Rodgers vs. Green Bay (12/23) to mark the 6th INT of the season, the most by a Viking since 2005.
- Recorded the 1st playoff INT of his career in the Wild Card win at New Orleans (1/5/20). His 30-yard return of the INT is tied for the 4th-longest INT return in Vikings postseason history.
- Made 6 total tackles (4 solo) in the Divisional game at San Francisco (1/11/20).

2018: MINNESOTA VIKINGS

- Took over the starting SS role in 2018, starting 9 of the 15 games he appeared in and finished the season with a career-high 43 total tackles (31 solo), 3 INTs and 6 PBUs.
- Standout vs. Arizona (10/14), picking off Josh Rosen in the 3rd quarter for his 1st career INT and finishing with 1 tackle, 1 QBH, 1 INT, 2 PBUs, and 3 ST tackles.
- Made his 10th career start vs. Detroit (11/4), playing every defensive snap and contributing on special teams.
- Started at SS at Chicago (11/18), intercepting Mitchell Trubisky 2 times for his 1st career multi-INT game and recording 4 tackles (3 solo) and 3 PBUs.
- Wrapped up 7 total tackles (5 solo) and logged 1 PBU at New England (12/2).
- Secured a season-high 8 total tackles (6 solo) along with 1 ST tackle at Seattle (12/10).
- Logged 5 solo tackles at Detroit (12/23), his 50th career game.
- Made 5 solo tackles vs. Chicago (12/30).

2017: MINNESOTA VIKINGS

- Started 3 games and appeared in all 16, contributing on special teams and the NFL's top-ranked defense in 2017.
- Had 16 tackles, 1 PD 1 FF, 2 FRs and 8 special teams tackles on the season.
- Started in place of injured S Andrew Sendejo vs. Green Bay (10/15), totaling 2 solo tackles and a special teams tackle.
- Made his 2nd start of the season and compiled 6 tackles (4 solo) and the 2nd FR of his career vs. Cleveland (10/29) at Twickenham Stadium in London, England as a part of the NFL's International Series.
- Started his 3rd game of the season and led the team with 7 tackles (6 solo) and added a game-changing FF which he recovered for his 2nd FR of the season vs. LA Rams (11/19).
- Made 4 tackles (2 solo) filling in for injured Andrew Sendejo in the Vikings Divisional Round playoff win vs. New Orleans (1/14).
- Totaled 6 tackles (5 solo) and a ST tackle at Philadelphia (1/21/18) in NFC Championship game.

2016: MINNESOTA VIKINGS

- Started 3 and played in all 16 games, with 39 tackles (29 solo),

1 PD and 1 FR for the NFL's 3rd-ranked defense (314.9 ypg).

- Started and recorded 11 tackles (6 solo) and his 1st-career FR vs. Chicago (1/1/17).
- Registered a team- and career-high 16 tackles (13 solo) and 1 PD in his 4th career start vs. Indianapolis (12/18).
- Had 7 solo stops in his 3rd career start at Jacksonville (12/11).

2015: MINNESOTA VIKINGS

- Started 2 games and played in the final 4 of the regular season and the playoff game vs. Seattle (1/10/16).
- Moved from practice squad to 53-man roster due to injuries in defensive backfield and started the 1st game he played in, at Arizona (12/10), matching a Vikings team record with 6 rookies starting in the game (T.J. Clemmings, WR Stefon Diggs, CB Trae Waynes, LB Eric Kendricks, LB Edmond Robinson, S Anthony Harris).
- Notched 10 tackles in Arizona game.
- Started vs. Chicago (12/20) in place of injured Harrison Smith.
- Joined QB Taylor Heinicke as the only Vikings rookie free agents to make the 53-man roster during the season.

COLLEGE

- Started 35 of his 49 games played at Virginia and finished college career with 289 tackles, 2.0 sacks, 11 INTs, 2 FFs.
- Ended career ranked 10th in school history with 11 INTs.
- As a senior, earned 3rd-Team All-ACC when he posted career-high 108 tackles and started all 12 games.
- A 1st-Team All-ACC pick as a junior and 2nd-Team Walter Camp All-America when he had career-high 8 INTs.
- His 8 picks were most by a Cavalier since Ronde Barber in 1994.
- Set school record as a junior with an INT in 5 straight games.

PREP

- Standout at QB, WR and DB at Lloyd C. Bird High in Chesterfield, VA.
- Earned All-State honors as a junior and senior at DB.
- Notched more than 1,000 passing yards and 800 rushing yards as a junior QB.
- Starter on the basketball team.

HARRIS' NFL TOTALS

Year	GP/GS	Solo	Asst.	Total	Sacks	INTs	PBU	TFL	QBH	FF/FR	Special Teams
2015 (Min)	4/2	11	7	18	0.0	0	2	0	0	0/0	0
Playoffs	1/0	0	0	0	0.0	0	0	0	0	0/0	0
2016 (Min)	16/3	29	10	39	0.0	0	1	0	0	0/1	9
2017 (Min)	16/3	12	4	16	0.0	0	1	0	0	1/2	8
Playoffs	2/1	7	3	10	0.0	0	0	0	0	0	3
2018 (Min)	15/9	31	12	43	0.0	3	6	0	2	0/0	6
2019 (Min)	14/14	36	24	60	0.0	6	11	1	1	0/1	0
Playoffs	2/2	5	4	9	0.0	1	1	0	0	0/0	0
2020 (Min)	14/14	50	38	88	0.0	0	5	2	0	0/0	0
Total	79/45	169	95	264	0.0	9	26	3	3	1/4	23
Playoffs	5/3	12	7	19	0.0	1	1	0	0	0/0	3

SINGLE-GAME CAREER HIGHS (* - playoffs)

Tackles16.....vs. Indianapolis, 12/18/16	Forced Fumble1.....vs. LA Rams, 11/19/17
Solo Tackles13.....vs. Indianapolis, 12/18/16	Fumble Recovery1.....4x, last vs Atlanta, 9/8/19
Interception2.....2x, last vs Atlanta, 9/8/19	QB Hurry1.....3x, last at Dallas, 11/10/19
Passes Defensed3.....2x, last vs Atlanta, 9/8/19	Sp. Teams Tackles3.....vs. Arizona, 10/14/18
Int. Return TDs1.....at Seattle, 12/2/19	Tackle for Loss1.....2x, last vs. Atlanta, 10/18/20

HARRIS' INTERCEPTIONS (*playoffs)

GAME	QB	INT (Yds)
vs. Arizona, 10/14/18.....	Josh Rosen.....	1 (0)
at Chicago, 11/18/18.....	Mitchell Trubisky.....	2 (33)
vs. Atlanta, 9/8/19.....	Matt Ryan.....	2 (0)
vs. Washington, 10/24/19.....	Dwayne Haskins.....	1 (5)
at Seattle, 12/2/19.....	Russell Wilson.....	1 (20t)
at LA Chargers, 12/15/19.....	Phillip Rivers.....	1 (7)
vs. Green Bay, 12/23/19.....	Aaron Rodgers.....	1 (10)
at New Orleans, 1/5/20*.....	Drew Brees.....	1 (30)
Total		9 (105)

HARRIS' TOUCHDOWN

GAME	PLAY
at Seattle, 12/2/19.....	20 INT
Total	1 (1 INT)

HARRIS' CAREER GAME-BY-GAME (*starts)

2015	MIN	U	A	T	TFL	SK	QH	FF	FR	INT	PD
9/14	@ SF	PRACTICE SQUAD									
9/20	DET	PRACTICE SQUAD									
9/27	SD	PRACTICE SQUAD									
10/4	@ DEN	PRACTICE SQUAD									
10/18	KC	PRACTICE SQUAD									
10/25	@ DE	PRACTICE SQUAD									
11/1	@ CHI	PRACTICE SQUAD									
11/8	STL	PRACTICE SQUAD									
11/15	@ OAK	PRACTICE SQUAD									
11/22	GB	PRACTICE SQUAD									
11/29	@ ATL	PRACTICE SQUAD									
12/6	SEA	PRACTICE SQUAD									
12/10	@ AZ*	6	4	10	0	0.0	0	0	0	0	1
12/20	CHI*	4	1	5	0	0.0	0	0	0	0	1
12/27	NYG	1	2	3	0	0.0	0	0	0	0	0
1/3/16	@ GB	0	0	0	0	0.0	0	0	0	0	0
GP/GS: 4/2	11	7	18	0	0.0	0	0	0	0	0	2
2015 PLAYOFFS											
1/10/16	SEA*	0	0	0	0	0.0	0	0	0	0	0

2016	MIN	U	A	T	TFL	SK	QH	FF	FR	INT	PD
9/11	@ TEN	0	0	0	0	0.0	0	0	0	0	0
9/18	GB	0	0	0	0	0.0	0	0	0	0	0
9/25	@ CAR	0	0	0	0	0.0	0	0	0	0	0
10/3	NYG	0	0	0	0	0.0	0	0	0	0	0
10/9	HOU	0	0	0	0	0.0	0	0	0	0	0
10/23	@ PHI	0	0	0	0	0.0	0	0	0	0	0
10/31	@ CHI	2	2	4	0	0.0	0	0	0	0	0
11/6	DET	1	0	1	0	0.0	0	0	0	0	0
11/13	@ WAS	0	0	0	0	0.0	0	0	0	0	0
11/20	ARI	0	0	0	0	0.0	0	0	0	0	0
11/24	@ DET	0	0	0	0	0.0	0	0	0	0	0
12/1	DAL	0	0	0	0	0.0	0	0	0	0	0
12/11	@ JAX*	7	0	7	0	0.0	0	0	0	0	0
12/18	IND*	13	3	16	0	0.0	0	0	0	0	1
12/24	@ GB	0	0	0	0	0.0	0	0	0	0	0
1/1/17	CHI*	6	5	11	0	0.0	0	0	1	0	0
GP/GS: 16/3	29	10	39	0	0.0	0	0	0	1	0	1

2017	MIN	U	A	T	TFL	SK	QH	FF	FR	INT	PD
9/11	NO	0	0	0	0	0.0	0	0	0	0	0
9/17	@ PIT	0	0	0	0	0.0	0	0	0	0	0
9/24	TB	0	0	0	0	0.0	0	0	0	0	0
10/1	DET	0	0	0	0	0.0	0	0	0	0	0
10/9	@ CHI	0	0	0	0	0.0	0	0	0	0	0
10/15	GB*	2	0	2	0	0.0	0	0	0	0	0
10/22	BAL	0	0	0	0	0.0	0	0	0	0	0
10/29	@ CLE*	4	2	6	0	0.0	0	0	1	0	0
11/12	@ WAS	0	0	0	0	0.0	0	0	0	0	0
11/19	LAR*	6	1	7	0	0.0	0	1	1	0	1
11/23	@ DET	0	0	0	0	0.0	0	0	0	0	0
12/3	@ ATL	0	0	0	0	0.0	0	0	0	0	0
12/10	@ CAR	0	0	0	0	0.0	0	0	0	0	0
12/17	CIN	0	1	1	0	0.0	0	0	0	0	0
12/23	@ GB	0	0	0	0	0.0	0	0	0	0	0
12/31	CHI	0	0	0	0	0.0	0	0	0	0	0
GP/GS: 16/3		12	4	16	0	0.0	0	1	2	0	1
2017 Playoffs											
1/14/18	NO*	2	2	4	0	0.0	0	0	0	0	0
1/21/18	@ PHI	5	1	6	0	0.0	0	0	0	0	0
GP/GS: 2/1		7	3	10	0	0.0	0	0	0	0	0

2018	MIN	U	A	T	TFL	SK	QH	FF	FR	INT	PD
9/9	SF	0	0	0	0	0.0	0	0	0	0	0
9/16	@ GB	0	0	0	0	0.0	0	0	0	0	0
9/23	BUF	0	0	0	0	0.0	0	0	0	0	0
9/27	@ LAR	INACTIVE									
10/7	@ PHI	0	0	0	0	0.0	0	0	0	0	0
10/14	ARI	0	1	1	0	0.0	1	0	0	1	2
10/21	@ NYJ	0	1	1	0	0.0	0	0	0	0	0
10/28	NO*	1	1	2	0	0.0	0	0	0	0	0
11/4	DET*	3	2	5	0	0.0	0	0	0	0	0
11/18	@ CHI*	3	1	4	0	0.0	0	0	0	2	3
11/25	GB*	1	1	2	0	0.0	0	0	0	0	0
12/2	@ NE*	5	2	7	0	0.0	0	0	0	0	1
12/10	@ SEA*	6	2	8	0	0.0	0	0	0	0	0
12/16	MIA*	2	1	3	0	0.0	1	0	0	0	0
12/23	@ DET*	5	0	5	0	0.0	0	0	0	0	0
12/30	CHI*	5	0	5	0	0.0	0	0	0	0	0
GP/GS: 15/9		31	12	43	0	0.0	2	0	0	3	6

2019	MIN	U	A	T	TFL	SK	QH	FF	FR	INT	PD
9/8	ATL*	3	2	5	0	0.0	0	0	1	2	3
9/15	@ GB*	5	1	6	0	0.0	0	0	0	0	0
9/22	OAK*	3	0	3	0	0.0	0	0	0	0	0
9/29	@ CHI*	3	1	4	0	0.0	0	0	0	0	0
10/6	@ NYG*	1	3	4	0	0.0	0	0	0	0	1
10/13	PHI*	4	2	6	0	0.0	0	0	0	0	1
10/20	@ DET*	5	2	7	0	0.0	0	0	0	0	1
10/24	WAS*	0	2	2	0	0.0	0	0	0	1	1
11/3	@ KC*	3	2	5	0	0.0	0	0	0	0	0
11/10	@ DAL*	3	0	3	0	0.0	1	0	0	0	1
11/17	DEN	INACTIVE									
12/2	@ SEA*	2	5	7	0	0.0	0	0	0	1	1
12/8	DET*	1	0	1	0	0.0	0	0	0	0	0
12/15	@ LAC*	2	2	4	1	0.0	0	0	0	1	1
12/23	GB*	1	2	3	0	0.0	0	0	0	1	2
12/29	CHI	INACTIVE									
GP/GS: 14/14		36	24	60	1	0.0	1	0	1	6	11
2019 Playoffs											
1/5/20	@ NO*	1	2	3	0	0.0	0	0	0	1	1
1/11/20	@ SF*	4	2	6	0	0.0	0	0	0	0	0
GP/GS: 2/2		5	4	9	0	0.0	0	0	0	1	1

2020	MIN	U	A	T	TFL	SK	QH	FF	FR	INT	PD
9/13	GB*	5	3	8	0	0.0	0	0	0	0	0
9/20	@ IND*	3	3	6	0	0.0	0	0	0	0	0
9/27	TEN*	6	2	8	0	0.0	0	0	0	0	1
10/4	@ HOU*	3	2	5	0	0.0	0	0	0	0	0
10/11	@ SEA*	3	1	4	0	0.0	0	0	0	0	0
10/18	ATL*	5	3	8	1	0.0	0	0	0	0	1
11/1	@ GB*	5	1	6	0	0.0	0	0	0	0	1
11/8	DET*	3	2	5	0	0.0	0	0	0	0	0
11/16	@ CHI*	4	1	5	0	0.0	0	0	0	0	1
11/22	DAL*	3	4	7	0	0.0	0	0	0	0	0
11/29	CAR*	2	9	11	0	0.0	0	0	0	0	0
12/6	JAX*	2	3	5	1	0.0	0	0	0	0	1
12/13	@ TB*	2	1	3	0	0.0	0	0	0	0	0
12/20	CHI*	4	3	7	0	0.0	0	0	0	0	0
12/25	@ NO										
1/3/20	@ DET										
GP/GS: 14/14		50	38	88	2	0.0	0	0	0	0	5



69

RASHOD HILL

2020 GP/GS

14/0

Career GP/GS

57/16

Playoffs GP/GS

4/2

- Started career-high 8 games in 2018.
- 4-year letterman and 3-year starter at Southern Miss, where he received 2015 2nd-Team All-Conference USA honors.

OFF THE FIELD

- In November 2019, helped give away 250 turkeys with other offensive linemen at The Salvation Army-Citadel Worship and Service Center in St. Paul.
- Represented the Starkey Hearing Foundation during the 2018 My Cause My Cleats campaign to honor his daughter, Codie, who is hearing impaired.
- Married to wife, Tara.
- Majored in criminal justice at Southern Miss.

PRO

- Joined the Jacksonville Jaguars, his hometown team, as a rookie free agent on 5/2/16.
- Joined the Vikings 53-man roster from Jacksonville's practice squad on 11/15/16.
- Did not play for Jacksonville vs. Baltimore (9/25/16) after being added from the Jaguars practice squad on 9/24/16.

2020: MINNESOTA VIKINGS

- Saw action on special teams and limited offensive snaps in Weeks 1-13 and Week 15.
- Played 25 snaps on offense as the Vikings had a 100-yard rusher and put up 162 rushing yards against Tampa Bay (12/13), the most allowed by the Buccaneers since Week 15 of the 2018 season.

2019: MINNESOTA VIKINGS

- Appeared in 15 games with 1 start in 2019, contributing on special teams and as a reserve at both tackle spots.
- Filled in at LT vs. Philadelphia when Riley Reiff exited with an ankle injury (10/13).
- Stepped in at RT at Dallas (11/10).
- At Seattle (12/2), played the majority of the 2nd half at LT for an injured Riley Reiff, helping the Vikings offensive line not give up a sack for the 3rd time on the season.
- Appeared at LT at LA Chargers (12/15) and vs. Detroit (12/8).
- Saw time on offense vs. Green Bay (12/23).
- Made his 1st start of 2019 at RT vs. Chicago (12/29).
- Appeared on special teams in the Wild Card win at New Orleans (1/5/20).
- Filled in at RT in the Divisional game at San Francisco (1/11/20) after Brian O'Neill left with an injury.

2018: MINNESOTA VIKINGS

- Started a career-high 8 games in 2018, 3 at LT and 5 at RT.
- Frequently reported as eligible as an extra tackle in short yardage and goal-line situations.
- Played in all 16 games of a season for the 1st time in his career.
- Started at RT in Weeks 1-4, vs. San Francisco, at Green Bay, vs. Buffalo and at LA Rams.
- Started at RT at Philadelphia (10/7) before shifting to LT when Riley Reiff exited with an injury.
- Started in place of an injured Riley Reiff at LT in Weeks 6-8.
- Contributed on offense and special teams vs. Detroit (11/4).

POSITION: Tackle

HEIGHT/WEIGHT: 6-6/313

DOB: 1-12-92

HOMETOWN: Jacksonville, FL

COLLEGE: Southern Mississippi

ACQUIRED: PS (Jax) 2016

NFL SEASON: 4

VIKINGS SEASON: 4

- Appeared on offense and special teams at New England (12/2).
- At Seattle (12/10) in his 25th career game, stepped in at RT in relief of an injured Brian O'Neill.
- Appeared on special teams and on offense as an extra blocker vs. Miami (12/16) and vs. Chicago (12/30).

2017: MINNESOTA VIKINGS

- Started 7 games - 6 at RT and 1 at LT - and played in 11 games.
- Did not play at Pittsburgh (9/17) and vs. New Orleans (9/11).
- Inactive due to injury at Chicago (10/9) and vs. Detroit (10/1).
- Subbed in at LT for an injured Riley Reiff vs. Baltimore (10/22).
- Subbed in for injured Mike Remmers vs. Cleveland (10/29) at Twickenham Stadium in London, England as a part of the NFL's International Series.
- Made his 1st career start, starting at RT for injured Mike Remmers at Washington (11/12) and did not allow a sack.
- Started at RT vs. Los Angeles Rams (11/19) and started at RT at Detroit (11/23) on Thanksgiving Day.
- Started his 4th consecutive game at RT at Atlanta (12/3).
- Started at RT and finished the game at LT due to injuries at Carolina (12/10).
- Started at LT vs. Cincinnati (12/17) a week after making a start at RT, and helped the team clinch the NFC North title.
- Played on offense and ST at Green Bay (12/23).
- Started at RT vs. Chicago (12/31).
- Started at RT in 1st playoff game, vs. New Orleans (1/14/18) in the Divisional Round as the Vikings clinched a berth in the NFC title game for the first time since 2009 with a walk-off victory.
- Started at RT at Philadelphia (1/21/18) in NFC title game.

2016: MINNESOTA VIKINGS/JACKSONVILLE JAGUARS

- Signed with Jacksonville as a rookie free agent on 5/2.
- Active but did not play for Jaguars vs. Baltimore (9/25) after being elevated to 53-man roster from practice squad on 9/24.
- Signed to Minnesota's active roster from the Jaguars practice squad on 11/15.
- Active but did not play at Green Bay (12/24) and vs. Indianapolis (12/18).
- Subbed and saw extended action at LT in his NFL debut vs. Chicago (1/1/17).

COLLEGE


- 4-year letterman and 3-year starter at LT for Golden Eagles.
- Helped lead the nation's 12th-ranked offense, averaging 509.5 yards per game (329.7 passing yards), as a senior in 2015.
- Earned 2015 2nd-Team All-Conference USA recognition.
- Started all 12 games for an offense that gained 3,231 passing yards and 1,149 rushing yards as a junior in 2014.

PREP

- Attended Ed White HS in Jacksonville, FL, where he led the Commanders to the 2010 District 4-4A championship.
- 2-star recruit by Rivals.com and Scout.com.

HILL'S CAREER GAMES/STARTS

Year.....	GP/GS
2016 (Min).....	1/0
2017 (Min).....	11/7
Playoffs.....	2/2
2018 (Min).....	16/8
2019 (Min).....	15/1
Playoffs.....	2/0
2020 (Min).....	14/0
Totals	57/16
Playoffs	4/2



90

JALYN HOLMES

2020 GP/GS
14/8

Career GP/GS
25/9

Playoffs GP/GS
2/0

POSITION: Defensive Tackle
HEIGHT/WEIGHT: 6-5/283
DOB: 1-25-96
HOMETOWN: Norfolk, VA

COLLEGE: Ohio State
ACQUIRED: D4 (#102) 2018
NFL SEASON: 3
VIKINGS SEASON: 3

OFF THE FIELD

- Majored in family resource management at Ohio State.
- High school teammates with former Seahawks and Texans CB Mike Tyson.

PRO

- Had FR in Wild Card Playoff at New Orleans (1/5/20).
- Played in both playoff games in 2019.
- Changed jersey from #92 to #91 going into 2020 season.
- Selected by the Vikings with the 102nd overall choice, the 2nd pick in the 4th round, in 2018.
- The 12th Ohio State Buckeye to be drafted by the Vikings.

2020: MINNESOTA VIKINGS

- Made first career start in season opener vs. Green Bay, recording two solo tackles and a tackle for loss of one yard (9/13).
- Recorded career high five tackles, 1.0 tackle for loss and first career pass defended at Indianapolis (9/20).
- Made two tackles and had a quarterback hurry in Week 3 (9/27).
- Tallied four tackles (two solo) vs. Atlanta (10/18).
- Recorded four tackles in second career start as Minnesota defeated Green Bay (11/1).
- Recorded a career high six tackles vs. Dallas (11/22).
- Had a career high two quarterback hurries and added two tackles and a pass defended vs. Carolina (11/29).

2019: MINNESOTA VIKINGS

- Made his season debut at Chicago (9/29), appearing on defense and special teams.
- Recorded a career-high 4 total tackles (3 solo) and 1 TFL vs. Chicago (12/29) in regular season finale when many Vikings starters sat out.
- Played in career-high 6 games in 2019, finishing with 6 total tackles and 1 TFL.
- Made his NFL postseason debut in the Wild Card win at New Orleans (1/5/20), recovering a 4th-quarter Drew Brees fumble to mark the 1st FR of his NFL career.
- Appeared on defense in the Divisional game at San Francisco (1/11/20).

2018: MINNESOTA VIKINGS

- Played in 5 games at DT and DE during his rookie season.
- Made his NFL debut at Philadelphia (10/7), registering his 1st career tackle by bringing down Jay Ajayi in the 2nd quarter.

- Logged 3 tackles (2 solo) and 1 QBH vs. Arizona (10/14).
- At the NY Jets (10/21), recorded his 1st career sack by bringing down Sam Darnold in the 4th quarter and added a QBH.

COLLEGE

- Played in 49 games with 9 starts and totaled 84 tackles, 14 TFL and 5.5 sacks in his career.
- Named 2-time All-Conference honorable mention and a member of 2 Big Ten title-winning teams in 2014 and 2017.
- Was a team captain for the Buckeyes as a senior and registered all 9 of his career starts in 2017.
- Was a member of the Buckeyes 2014 national championship season and was a part of bowl victories over Alabama (Sugar Bowl), Oregon (CFP national championship game), Notre Dame (Fiesta Bowl) and USC (Cotton Bowl).
- Competed in the Senior Bowl prior to the NFL Draft.

PREP

- Attended Lake Taylor in Norfolk, VA and helped the school win its 1st Virginia 4A state championship in 2012, capping off a perfect 15-0 season.
- Played in the U.S. Army All-American Bowl.
- Ranked among the Top-100 players in the nation according to 247Sports and Rivals.
- Played basketball for 3 years.

HOLMES' NFL TOTALS

Year	GP/GS	Tackles									Special Teams
		Solo	Asst.	Total	Sacks	INTs	PBU	TFL	QBH	FF/FR	
2018 (Min)	5/0	4	1	5	1.0	0	0	1	2	0/0	0
2019 (Min)	6/0	3	3	6	0.0	0	0	1	0	0/0	0
Playoffs	2/0	0	0	0	0.0	0	0	0	0	0/1	0
2020 (Min)	13/8	16	20	36	0.0	0	2	2	5	0/0	0
Total	24/8	23	24	47	1.0	0	2	4	7	0/0	0
Playoffs	2/0	0	0	0	0.0	0	0	0	0	0/1	0

SINGLE-GAME CAREER HIGHS (* - playoffs)

Tackles 6 vs. Dallas, 11/22/20

Solo Tackles 3 3x, last vs. Dallas, 11/22/20

QB Hurries 2 vs. Carolina, 11/19/20

Sacks 1 at New York Jets, 10/21/18

Tackles for Loss 1 4x, last at Indianapolis, 9/20/20

Passes Defensed 1 2x, last vs. Carolina, 11/19/20

HOLMES' SACK

GAME	QB	SACK
at NY Jets, 10/21/18	Sam Darnold	1.0
Total		1.0

HOLMES' CAREER GAME-BY-GAME (*starts)

2018	MIN	U	A	T	TFL	SK	QH	FF	FR	INT	PD
9/9	SF	INACTIVE									
9/16	@ GB	INACTIVE									
9/23	BUF	INACTIVE									
9/27	@ LAR	INACTIVE									
10/7	@ PHI	1	0	1	0	0.0	0	0	0	0	0
10/14	ARI	2	1	3	0	0.0	1	0	0	0	0
10/21	@ NYJ	1	0	1	1	1.0	1	0	0	0	0
10/28	NO	DID NOT PLAY									
11/4	DET	0	0	0	0	0.0	0	0	0	0	0
11/18	@ CHI	INACTIVE									
11/25	GB	INACTIVE									
12/2	@ NE	INACTIVE									
12/10	@ SEA	INACTIVE									
12/16	MIA	DID NOT PLAY									
12/23	@ DET	0	0	0	0	0.0	0	0	0	0	0
12/30	CHI	DID NOT PLAY									
GP/GS: 5/0		4	1	5	1	1.0	2	0	0	0	0

2019	MIN	U	A	T	TFL	SK	QH	FF	FR	INT	PD
9/8	ATL	INACTIVE									
9/15	@ GB	INACTIVE									
9/22	OAK	INACTIVE									
9/29	@ CHI	0	0	0	0	0.0	0	0	0	0	0
10/6	@ NYG	0	0	0	0	0.0	0	0	0	0	0
10/13	PHI	INACTIVE									
10/20	@ DET	INACTIVE									
10/24	WAS	0	0	0	0	0.0	0	0	0	0	0
11/3	@ KC	INACTIVE									
11/10	@ DAL	0	1	1	0	0.0	0	0	0	0	0
11/17	DEN	0	1	1	0	0.0	0	0	0	0	0
12/2	@ SEA	INACTIVE									
12/8	DET	INACTIVE									
12/15	@ LAC	INACTIVE									
12/23	GB	INACTIVE									
12/29	CHI	3	1	4	1	0.0	0	0	0	0	0
GP/GS: 6/0		3	3	6	1	0.0	0	0	0	0	0
2019 Playoffs											
1/5/20	@ NO	0	0	0	0	0.0	0	0	1	0	0
1/11/20	@ SF	0	0	0	0	0.0	0	0	0	0	0
GP/GS: 2/0		0	0	0	0	0.0	0	0	1	0	0

2020	MIN	U	A	T	TFL	SK	QH	FF	FR	INT	PD
9/13	GB*	2	0	2	1	0.0	0	0	0	0	0
9/20	@ IND	3	2	5	1	0.0	0	0	0	0	1
9/27	TEN	1	1	2	0	0.0	1	0	0	0	0
10/4	@ HOU	0	2	2	0	0.0	0	0	0	0	0
10/11	@ SEA	0	2	2	0	0.0	1	0	0	0	0
10/18	ATL	2	2	4	0	0.0	0	0	0	0	0
11/1	@ GB*	1	3	4	0	0.0	0	0	0	0	0
11/8	DET*	1	3	4	0	0.0	0	0	0	0	0
11/16	@ CHI*	1	0	1	0	0.0	0	0	0	0	0
11/22	DAL*	3	3	6	0	0.0	0	0	0	0	0
11/29	CAR*	1	1	2	0	0.0	2	0	0	0	1
12/6	JAX*	0	0	0	0	0.0	1	0	0	0	0
12/13	@ TB*	1	0	1	0	0.0	0	0	0	0	0
12/20	CHI*	0	1	1	0	0.0	0	0	0	0	0
12/25	@ NO										
1/3/20	@ DET										
GP/GS: 14/9		16	20	36	2	0.0	5	0	0	0	2



21

MIKE HUGHES

2020 GP/GS

4/2

Career GP/GS

24/7

Playoffs GP/GS

0/0

• Became the 1st Vikings rookie to record a pick-6 in his NFL debut when he intercepted Jimmy Garoppolo and scored against San Francisco (9/9/18) in the season opener.

• Highest-drafted defensive player from UCF in school history at #30 overall and the 2nd selection the Vikings have made in the 1st round from the school (QB Daunte Culpepper at #11 in 1999).

OFF THE FIELD

• Attended same junior college, Garden City, that former Vikings T Phil Loadholt did.

• Is 1 of 6 Vikings on the 2020 roster who went to high school in North Carolina.

• Re-joined in 2020 by rookie DB Neville Clark; the tandem were teammates at Central Florida.

• Came to the Vikings on a 24-game college win streak and has played on undefeated teams in high school and a pair of college stops - GCCC and UCF.

PRO

• Entered the draft early, having played 3 seasons in college.

• Selected with the 30th pick in the 2018 NFL Draft, becoming the highest-drafted defensive player in UCF history and the 4th player in school history to go in the 1st round.

• Placed on IR on 10/16/18 after tearing his ACL vs. Arizona.

• Placed on IR on 12/31/19.

• Placed on IR on 10/30/20.

2020: MINNESOTA VIKINGS

• Started at left cornerback in the season opener vs. Green Bay, tying a career high with seven tackles (9/13).

• Recorded four tackles at Indianapolis (9/20).

• Inactive Weeks 3-4 with a neck injury.

• Returned in Week 5 and had one solo tackle and a pass defended (10/11).

• Placed on IR on 10/30/20.

2019: MINNESOTA VIKINGS

• Had career-highs in games played (14) and starts (3).

• Finished with career highs in total tackles (43), solo tackles (39) and PBUs (11) and returned 14 punts for 104 yards with 9 FCs on the season.

• Made his season debut vs. Oakland (9/24), recording 3 solo tackles in his 1st game action in 11 months.

• Tied a career high with 3 PBU at NY Giants (10/6) while making his 1st start of the season.

• Made 4 solo tackles, 2 ST tackles, 1 TFL and 1 FF on the opening kickoff of the 2nd half at Kansas City (11/3). Also returned 5 punts for 29 yards.

• Made his 2nd start of the season at Dallas (11/10), matching a career high with 7 solo tackles while adding 2 PBUs.

• Recorded 3 solo tackles and 1 PBU vs. Detroit (12/8) while returning 4 punts for a season-high 43 yards.

• Grabbed the 1st INT of his season at LA Chargers (12/15) while leading the team with 2 PBUs off Philip Rivers.

• Tied a career high with 7 total tackles (5 solo) vs. Green Bay (12/23) while adding his 3rd career FF and recorded a career-long punt return of 23 yards.

• Placed on the Reserve/Injured list on 12/31 prior to the Wild

POSITION: Cornerback

HEIGHT/WEIGHT: 5-10/189

DOB: 2-11-97

HOMETOWN: New Bern, NC

COLLEGE: UCF

ACQUIRED: D1 (#30) 2018

NFL SEASON: 3

VIKINGS SEASON: 3

Card Playoff game at New Orleans.

2018: MINNESOTA VIKINGS

• Appeared in 6 games and started 2 throughout his rookie campaign before being placed on IR with a torn ACL on 10/16/18.

• Became the 1st Vikings rookie to record a pick-6 in his NFL debut when he intercepted Jimmy Garoppolo and scored against San Francisco (9/9) in the season opening win.

• Made his 1st career start at LA Rams (9/27), leading the team with 7 total tackles (7 solo) while adding 1 TFL, 1 FF, and 1 STT.

• Came up with 5 solo tackles and 1 TFL at Philadelphia (10/7) and returned 1 punt for 13 yards.

• Made 1 tackle before suffering a knee injury vs. Arizona (10/14).

COLLEGE

• Played 3 seasons of college football, beginning at North Carolina (2015), Garden City (KS) Community College (2016) and Central Florida (2017).

• Spent 2017 at UCF and earned 1st-Team All-American Athletic Conference honors at CB and 2nd-Team as a return specialist.

• Was honored as a 2nd-Team All-American by the Football Writers of America as a kick returner.

• Ranked #3 in the nation in kickoff return avg. at 31.7, and his 2 KOR TDs ranked tied for #7 in the nation.

• Scored 4 TDs at UCF, 2 on KORs, 1 PR and an INT return.

• Had 4 INTs on the season to tie for the lead on the club and led the Knights with 11 PBUs.

• In his lone season at Garden City Community College, helped the Bronxbusters to the national championship in junior college, topping Arizona Western 25-22 in the El Toro Bowl in Yuma, AZ.

• Earned National Junior College Athletic Association 1st-Team All-America honors at Garden City and was named Jayhawk Conference Defensive Player of the Year.

• Had 47 tackles in 11 games and 2 INTs as well as 3 PR TDs on special teams in 2016.

• Played in 11 games as a true freshman for his home-state UNC Tar Heels in 2015 and had 10 tackles and 3 PD on the season.

PREP

• Led New Bern (NC) as the club's QB to a 16-0 mark and the 4A state title en route to earning 1st-Team All-State honors by AP.

• Was MVP of state title game, rushing for 106 yards and throwing for 133 and 2 TDs.

• Ended senior season with 1,537 passing yards and 1,724 rushing with a combined 41 TDs and was the team's punter.

• Rated a 4-star prospect and North Carolina's #13 player by Rivals.com.

HUGHES' NFL TOTALS

Year	GP/GS	Tackles			Sacks	INTs	PBU	TFL	QBH	FF/FR	Special Teams
		Solo	Asst.	Total							
2018 (Min)	6/2	19	1	20	0.0	1	3	2	0	1/0	0
2019 (Min)	14/3	39	4	43	0.0	1	11	1	0	2/0	2
Playoffs	0/0	0	0	0	0.0	0	0	0	0	0/0	0
2020 (Min)	4/2	9	4	13	0.0	0	1	0	0	0/0	0
Totals	24/7	67	9	76	0.0	2	15	3	0	3/0	2
Playoffs	0/0	0	0	0	0.0	0	0	0	0	0/0	0

Year	PR	Punt Returns				Kickoff Returns					TD
		FC	Yds	Avg	Long	TD	KOR	Yds	Avg	Long	
2018 (Min)	2	0	13	6.5	13	0	4	107	26.8	46	0
2019 (Min)	14	9	104	7.4	23	0	0	0	0.0	0	0
Playoffs	0	0	0	0.0	0	0	0	0	0.0	0	0
Totals	16	9	117	7.3	23	0	4	107	26.8	46	0
Playoffs	0	0	0	0.0	0	0	0	0	0.0	0	0

SINGLE-GAME CAREER HIGHS (* - playoffs)

Tackles7.....4x, last vs. Green Bay, 9/13/20	Int. Return TDs1.....vs. San Francisco, 9/16/18
Solo Tackles7.....2x, last at Dallas, 11/10/19	Long Punt Return.....23.....vs. Green Bay, 12/23/19
Interception.....1.....2x, last at LA Chargers, 12/15/19	Forced Fumble.....1.....3x, last vs. Green Bay, 12/23/19
Passes Defensed.....3.....2x, last at NYG, 10/6/19	Sp. Teams Tackles.....2.....at Kansas City, 11/3/19

HUGHES' INTERCEPTIONS

GAME.....QB.....INT (Yds)
vs. San Francisco, 9/9/18Jimmy Garoppolo.....1 (28t)
at LA ChargersPhillip Rivers.....1 (0)
Total.....2 (28)

HUGHES' TOUCHDOWN

GAME.....PLAY
vs. San Francisco, 9/9/1828 INT
Total.....1 (1 int)

HUGHES' CAREER GAME-BY-GAME (*starts)

PUNT RETURNS

2018	MIN	No.	Yards	Avg.	FC	Lg.	TD
9/9	SF	0	0	0.0	0	0	0
9/16	@ GB	0	0	0.0	0	0	0
9/23	BUF	1	0	0.0	0	0	0
9/27	@ LAR*	0	0	0.0	0	0	0
10/7	@ PHI*	1	13	0.0	0	13	0
10/14	ARI	0	0	0.0	0	0	0
10/21	@ NYJ	INJURED RESERVE					
10/28	NO	INJURED RESERVE					
11/4	DET	INJURED RESERVE					
11/18	@ CHI	INJURED RESERVE					
11/25	GB	INJURED RESERVE					
12/2	@ NE	INJURED RESERVE					
12/10	@ SEA	INJURED RESERVE					
12/16	MIA	INJURED RESERVE					
12/23	@ DET	INJURED RESERVE					
12/30	CHI	INJURED RESERVE					
TOTALS:		2	13	6.5	0	13	0

2019	MIN	No.	Yards	Avg.	FC	Lg.	TD
9/8	ATL	INACTIVE					
9/15	@ GB	INACTIVE					
9/22	OAK	0	0	0.0	0	0	0
9/29	@ CHI	0	0	0.0	0	0	0
10/6	@ NYG*	0	0	0.0	0	0	0
10/13	PHI	0	0	0.0	0	0	0
10/20	@ DET	2	9	4.5	0	9	0
10/24	WAS	0	0	0.0	1	0	0
11/3	@ KC	5	29	5.8	0	10	0
11/10	@ DAL*	0	0	0.0	1	0	0
11/17	DEN	2	0	0.0	0	0	0
12/2	@ SEA	0	0	0.0	2	0	0
12/8	DET	4	43	10.8	1	17	0
12/15	@ LAC	0	0	0.0	0	0	0
12/23	GB	1	23	23.0	4	23	0
12/29	CHI*	0	0	0.0	0	0	0
TOTALS: 14/3		14	104	7.4	9	23	0
2019 Playoffs							
1/5/20	@ NO	INJURED RESERVE					
1/11/20	@ SF	INJURED RESERVE					
GP/GS: 0/0		0	0	0.0	0	0	0

DEFENSE

2018	MIN	U	A	T	TFL	SK	QH	FF	FR	INT	PD
9/9	SF	3	0	3	0	0.0	0	0	0	1	3
9/16	@ GB	1	0	1	0	0.0	0	0	0	0	0
9/23	BUF	2	1	3	0	0.0	0	0	0	0	0
9/27	@ LAR*	7	0	7	1	0.0	0	1	0	0	0
10/7	@ PHI*	5	0	5	1	0.0	0	0	0	0	0
10/14	ARI	1	0	1	0	0.0	0	0	0	0	0
10/21	@ NYJ	INJURED RESERVE									
10/28	NO	INJURED RESERVE									
11/4	DET	INJURED RESERVE									
11/18	@ CHI	INJURED RESERVE									
11/25	GB	INJURED RESERVE									
12/2	@ NE	INJURED RESERVE									
12/10	@ SEA	INJURED RESERVE									
12/16	MIA	INJURED RESERVE									
12/23	@ DET	INJURED RESERVE									
12/30	CHI	INJURED RESERVE									
GP/GS: 6/2		19	1	20	2	0.0	0	1	0	1	3

2019	MIN	U	A	T	TFL	SK	QH	FF	FR	INT	PD
9/8	ATL	INACTIVE									
9/15	@ GB	INACTIVE									
9/22	OAK	3	0	3	0	0.0	0	0	0	0	0
9/29	@ CHI	2	1	3	0	0.0	0	0	0	0	0
10/6	@ NYG*	3	0	3	0	0.0	0	0	0	0	3
10/13	PHI	0	0	0	0	0.0	0	0	0	0	1
10/20	@ DET	1	0	1	0	0.0	0	0	0	0	1
10/24	WAS	1	0	1	0	0.0	0	0	0	0	1
11/3	@ KC	4	0	4	1	0.0	0	1	0	0	0
11/10	@ DAL*	7	0	7	0	0.0	0	0	0	0	2
11/17	DEN	2	1	3	0	0.0	0	0	0	0	0
12/2	@ SEA	2	0	2	0	0.0	0	0	0	0	0
12/8	DET	3	0	3	0	0.0	0	0	0	0	1
12/15	@ LAC	4	0	4	0	0.0	0	0	0	1	2
12/23	GB	5	2	7	0	0.0	0	1	0	0	0
12/29	CHI*	2	0	2	0	0.0	0	0	0	0	0
GP/GS: 14/3		39	4	43	1	0.0	0	2	0	1	11

2019 Playoffs

1/5/20	@ NO	INJURED RESERVE									
1/11/20	@ SF	INJURED RESERVE									
GP/GS: 0/0		0	0	0	0	0.0	0	0	0	0	0

2020	MIN	U	A	T	TFL	SK	QH	FF	FR	INT	PD
9/13	GB*	4	3	7	0.0	0.0	0	0	0	0	0
9/20	@ IND*	3	1	4	0.0	0.0	0	0	0	0	0
9/27	TEN	INACTIVE									
10/4	@ HOU	INACTIVE									
10/11	@ SEA	1	0	1	0.0	0.0	0	0	0	0	1
10/18	ATL	1	0	1	0.0	0.0	0	0	0	0	0
11/1	@ GB	INJURED RESERVE									
11/8	DET	INJURED RESERVE									
11/16	@ CHI	INJURED RESERVE									
11/22	DAL	INJURED RESERVE									
11/29	CAR	INJURED RESERVE									
12/6	JAX	INJURED RESERVE									
12/13	@ TB	INJURED RESERVE									
12/20	CHI	INJURED RESERVE									
12/25	@ NO										
1/3/20	@ DET										
GP/GS: 4/2		9	4	13	0	0.0	0	0	0	0	1

KICK RETURNS

2018	MIN	No.	Yards	Avg.	Lg.	TD
9/9	SF	0	0	0.0	0	0
9/16	@ GB	1	46	46.0	46	0
9/23	BUF	3	61	20.3	23	0
9/27	@ LAR*	0	0	0.0	0	0
10/7	@ PHI*	0	0	0.0	0	0
10/14	ARI	0	0	0.0	0	0
10/21	@ NYJ	INJURED RESERVE				
10/28	NO	INJURED RESERVE				
11/4	DET	INJURED RESERVE				
11/18	@ CHI	INJURED RESERVE				
11/25	GB	INJURED RESERVE				
12/2	@ NE	INJURED RESERVE				
12/10	@ SEA	INJURED RESERVE				
12/16	MIA	INJURED RESERVE				
12/23	@ DET	INJURED RESERVE				
12/30	CHI	INJURED RESERVE				
TOTALS:		4	107	26.8	46	0



99

DANIELLE HUNTER

POSITION: Defensive End
HEIGHT/WEIGHT: 6-5/252
DOB: 10-29-94
HOMETOWN: Katy, TX

COLLEGE: LSU
ACQUIRED: D3 (#88) 2015
NFL SEASON: 6
VIKINGS SEASON: 6

2020 GP/GS
0/0

Career GP/GS
78/49

Playoffs GP/GS
5/4

- Donated his earnings from appearing in the Madden NFL video game to Minnesota's North Memorial Hospital for PPE supplies to help front-line workers in the fight against Covid19.
- Named to the Pro Bowl for the 2nd consecutive year in 2019.
- Tied for 4th in the NFL with 14.5 sacks in 2019, tying his career high set in 2018. Also tied for 9th with 15 TFLs (league stats).
- Recorded 29.0 sacks and 36 TFLs during 2018-19 seasons, 3rd-most and 2nd-most in the NFL during that span (league stats).
- With 3.0 sacks vs. Detroit (12/8/19), became the youngest player in NFL history to reach 50.0 career sacks (since sacks became an official stat in 1982), hitting the mark at 25 years and 40 days old. Earned NFC Defensive Player of the Week for his efforts against the Lions.
- Named a 2nd-Team All-Pro edge rusher by *The Associated Press* for 2018 season. Also named to the PFWA's All-NFL and All-NFC teams and *Sporting News'* NFL All-Pro Team.
- The 1st player since J.J. Watt and Khalil Mack in 2015 to record at least 70 total tackles, 14.0 sacks and 20 tackles for loss in a season, doing so in 2018.
- Became the youngest player in franchise history to lead the team in sacks with 12.5 – the most by an NFL DE and tied for 3rd in the league overall – in 2016.
- Played 5 seasons of football, 2 as a prep and 3 in college, before being selected in the NFL.

OFF THE FIELD

- Name is pronounced Duh-neal.
- Majored in sports administration at LSU.
- Son of Kimari Bonitto and Ckeikh Ndiaye and uncle is a Marine.
- Parents are of Jamaican descent; the family moved to the United States when Danielle was 8 years old.
- Has frequented community service events since arriving in Minnesota and is supportive of the Boys & Girls Clubs.
- Visited Iceland during the 2017 offseason with Kyle Rudolph and Linval Joseph as a part of the team's Viking Heritage trip.
- Enjoys flying his Inspire 1 drone.
- During 2016 NFL Draft, he announced the Vikings 4th-round pick during a community event at Mall of America.
- Enjoys motor sports and is a car and motor parts enthusiast.

HONORS

- Named to PFWA's All-Pro and All-NFC teams in 2019.
- Earned consecutive Pro Bowl berths in 2018 and 2019.
- Named 2nd-Team All-Pro by *The Associated Press* in 2018.
- Named to the 2018 All-NFL and All-NFC teams by the PFWA.
- Named to the *Sporting News* 2018 NFL All-Pro Team.
- NFC Defensive Player of the Week- vs. Detroit (12/8/19) and vs. Detroit (11/24/18).
- Named to 2015 PFWA All-Rookie Team.

PRO

- Drafted by the Vikings in 3rd round (#88) in 2015.
- Signed contract extension on 6/27/18 prior to training camp.
- Placed on Reserve/Injured list on 9/9/20.
- Holds NFL record for most sacks before turning 25 years old and the youngest player to record 50+ sacks, since sacks became an official statistic in 1982.

2020: MINNESOTA VIKINGS

- Placed on Reserve/Injured list on 9/9/20.

2019: MINNESOTA VIKINGS

- Earned Pro Bowl honors for 2nd straight season.
- Started all 16 games, tied career-high and led Minnesota with 14.5 sacks (tied for 4th in the NFL).
- Tied for 9th in the NFL with 15 TFLs in 2019.
- Tied a career high with 9 total tackles at Green Bay (9/15) while notching 1.0 sack and 2 TFLs in his 2nd consecutive game.
- Led the team with 6 QBHs and 2 TFLs while notching his 1st sack of the season vs. Atlanta (9/8) and made 4 tackles (3 solo).
- Set the NFL record for most sacks (46.0) by a player prior to turning 25 years old with 1.0 sack vs. Philadelphia (10/13).
- Logged the 9th multi-sack game of his career with 2.0 sacks at NY Giants (10/6) and tied for the team lead with 7 total tackles.
- Wrapped up 3.0 sacks vs. Detroit (12/8) in his 75th career game appearance, his 2nd career game with 3.0 sacks or more. His 1st sack of the day made him the youngest NFL player since 1982 to reach 50.0 career sacks, doing so at 25 years and 40 days of age, and earned NFC Defensive Player of the Week for his efforts.
- Finished with 5 tackles (4 solo), a career-high 2 FFs, 1 FR and 1.0 sack at LA Chargers (12/15). His strip-sack of Philip Rivers was recovered and returned for a TD by DE Ifeadi Odenigbo.
- Finished with 1.5 sacks in the Wild Card win at New Orleans (1/5/20), including a crucial 4th-quarter strip-sack that stalled a potential scoring drive.
- Made 1.0 sack in the Divisional Round at San Francisco

ON THE HUNT

Since Danielle Hunter was drafted in 2015 (Rd. 3, #88), he has established himself as one of the most dominant pass rushers in the NFL over those 5 seasons.

2016-19 NFL SACKS

PLAYER, TEAM.....	SACKS
Chandler Jones, Arizona.....	60.0
Aaron Donald, LA Rams.....	52.0
Danielle Hunter, Minnesota.....	48.5
Cameron Jordan, New Orleans.....	48.0

VIKINGS SACKS IN A SEASON

PLAYER, SEASON.....	SACKS
Jared Allen, 2011 (led NFL).....	22.0
Chris Dooleman, 1989 (led NFL).....	21.0
Keith Millard, 1989.....	18.0
Alan Page, 1976 (led NFL).....	18.0
John Randle, 1997 (led NFL).....	15.5
Carl Eller, 1977.....	15.0
Carl Eller, 1969.....	15.0
Danielle Hunter, 2019.....	14.5
Danielle Hunter, 2018.....	14.5
Jared Allen, 2009 (led NFC).....	14.5
Jared Allen, 2008.....	14.5
Chris Dooleman, 1992.....	14.5

NFL SACKS PRIOR TO TURNING 25 YEARS OLD

PLAYER, TEAM.....	SACKS
Danielle Hunter, Minnesota.....	46.0
Robert Quinn, St. Louis.....	45.0
Derrick Thomas, Kansas City.....	43.5

(1/11/20), giving him 2.5 sacks in the 2019 playoff run.

2018: MINNESOTA VIKINGS

- Earned Pro Bowl honors for 1st time in his career.
- Led the team and set career high with 14.5 sacks in 2018, the 4th-highest sack total in the NFL.
- Became the 1st Viking to record 14.0+ sacks since Jared Allen notched 22.0 in 2011.
- Started all 16 games for the 2nd consecutive season.
- The 1st player since J.J. Watt and Khalil Mack in 2015 to record at least 70 tackles, 14.0 sacks and 20 TFL in a season.
- Had 6 tackles (4 solo), 1 sack and 2 QBHs at Green Bay (9/16).
- Extended his sack streak to 4 straight games by bringing down Jared Goff in the 3rd quarter at LA Rams (9/27). Added 6 tackles (3 solo) and 4 QBHs.
- Notched his 5th straight game with at least 1.0 sack at Philadelphia (10/7), catching Carson Wentz in the 3rd quarter.
- Had 3 tackles (1 solo), 1 TFL, a career-high 8 QBHs, and 1.0 sack at NY Jets (10/21), his 7th consecutive game with 1.0 sack.
- Turned in the best game of his career vs. Detroit (11/4), totaling 3.5 sacks, 4 TFL, and 9 total tackles (6 solo) - all career highs - while adding 7 QBHs and a 32-yard FR TD to help seal the victory in the 4th quarter. His 3.5 sacks were key for a defense that set a franchise record with 10 total sacks. Was named the NFC Defensive Player of the Week for his efforts.
- Broke his then-personal season record with 2.0 sacks vs. Miami (12/16), moving his season total to 14.5.

2017: MINNESOTA VIKINGS

- Started all 16 games in his 1st full season as a starter with 49 tackles and 7.0 sacks for the league's #1-ranked defense.
- Contributed 3 tackles (2 solo), a FF and 5 QBH vs. Cleveland (10/29) at Twickenham Stadium in London, England as a part of the NFL's International Series.
- Recorded 4 solo tackles, 1.0 sack, 1 TFL and 5 QBH at Washington (11/12), extending the Vikings streak of games with a sack to 11 dating back to 2016.
- Wrapped up his 7th sack of the season along with 4 tackles vs. Cincinnati (12/17) to help the Vikings win the NFC North title.
- Made 4 tackles (3 solo) and 4 QBH at Green Bay (12/23) as the Vikings shut out the Packers at Lambeau for the 1st time ever.
- Had 3 tackles, 4 QBH and 1 TFL vs. Chicago (12/31) as Vikings secured the #1 yards allowed and scoring defense in the NFL.
- Wrapped up 4 tackles (2 solo) and 3 QBH in the Vikings Divisional Round win vs. New Orleans (1/14/18).
- Totaled 6 tackles (5 solo), 2 TFL, a sack and a QBH at Philadelphia (1/21/18) in NFC Championship Game.

2016: MINNESOTA VIKINGS

- Totaled 64 tackles (34 solo), 12.5 sacks, 14 TFL, 49 QBHs, 1 FF, 1 FR and 1 PD for the NFL's 3rd-ranked defense (314.9 ypg).
- Led NFL DEs with 12.5 sacks (3rd overall in the league), becoming the youngest player in franchise history to lead the team in sacks.
- Combined with Everson Griffen (8.0) and Brian Robison (7.5) - the NFL's only DE trio with 7+ sacks each - for the 2nd-most sacks by DEs (28.0).
- Became the 2nd player in team history (Jared Allen, 2009) to produce a safety (Week 3) and return a fumble for a TD (Week 1) in the same season.
- Scored his 1st-career TD on a 24-yard fumble recovery at Tennessee (9/11) and paired with LB Eric Kendricks (77-yard INT TD) to mark the 6th time in team history TDs were scored by INT and fumble returns in a single game.
- Had 5 tackles, 1.0 TFL, 1.0 sack and 4 QBHs at Carolina (9/25), dropping Cam Newton in the end zone for the Vikings 1st safety since 12/4/2011 (Jared Allen vs. Denver) and the 1st on the road since 10/5/03 (at Atlanta).
- Matched his then-single-game career high with 2.0 sacks, totaling 7 tackles (4 solo), 2 TFL and 4 QBHs, vs. Dallas (12/1).

2015: MINNESOTA VIKINGS

- Continued to develop throughout his rookie season, playing his best in the final month of the season.
- Was 1 of 7 Vikings rookies to start during the season.
- Ranked 2nd in the NFL for sacks by a rookie with 6.0, trailing only Washington LB Preston Smith.
- Started 1st career game vs. Kansas City (10/18) and had 1st shared sack, teaming with Shariff Floyd to sack Alex Smith.
- Had season-best 6 tackles and 1.5 sacks vs. Chicago (12/20).
- Had 3-game streak late in the regular season when he had a sack in each contest - at Arizona (12/10), vs. Chicago (12/20) and vs. NY Giants (12/27).
- Played in 1st career playoff game vs. Seattle (1/10/16), notching 4 tackles in Wild Card Playoff game loss at TCF Bank Stadium on the University of Minnesota campus, the coldest game in team history and the last game played in the Vikings temporary home before moving to U.S. Bank Stadium.

COLLEGE

- Full-time starter for the Tigers as a sophomore and junior, playing in 38 games with 23 starts and capping his career with 23 consecutive starts.
- Had 4.5 sacks and 21.0 TFL in his career along with 142 tackles.
- Started all 13 games as a junior.
- Led LSU with 13 tackles for loss and ranked 10th in the SEC.
- Scored lone career TD vs. Mississippi State when he picked up a QB Dak Prescott fumble and rumbled 25 yards for the score on the 1st play of the 2nd half.
- Notched career-best 12 tackles against Auburn.
- Capped college career with 9 tackles against Notre Dame in Music City Bowl.
- Started 10 of the 13 games he played as a sophomore.
- Earned 1st start in 4th game of sophomore season against Auburn and never let go of the job.
- In 1st career start, had 8 tackles against eventual National Champion runner-up Auburn.
- Played in 12 games as a freshman on special teams.

PREP

- 4-star recruit at Morton Ranch High in Katy, TX.
- Helped school earn 1st Class 5A state playoff appearance.
- Ranked as the No. 14 DE in the country by Scout as a senior.

SACK RACE

Entering his 6th season in the NFL, all with the Vikings, Danielle Hunter has already made an impact on the club record book and is poised to climb even higher in team lore in 2020. He enters 2020 ranked #12 in career sacks in team history.

SACKS BY VIKINGS IN THEIR OPENING 6 SEASONS

PLAYER, SEASONS	SACKS
Jared Allen, 2008-12	85.5
John Randle, 1990-95*	58.5
Chris Dooleman, 1985-90*	54.5
Danielle Hunter, 2015-20*	54.5
Alan Page, 1967-72*	54.0
*-joined Vikings as a rookie	

VIKINGS CAREER SACKS

PLAYER, SEASONS	SACKS
Carl Eller, 196-78	130.0
Jim Marshall, 1961-79	127.0
John Randle, 1990-2000	114.0
Alan Page, 1967-78	108.5
Chris Dooleman, 1985-93, '99	96.5
Jared Allen, 2008-13	85.5
Everson Griffen, 2010-19	74.5
Doug Martin, 1980-89	60.5
Kevin Williams, 2003-12	60.0
Brian Robison, 2007-17	60.0
Henry Thomas, 1987-94	56.0
Danielle Hunter, 2015-19	54.5

HUNTER'S NFL TOTALS

Year	GP/GS	Solo	Asst.	Total	Sacks	INTs	PBU	TFL	QBH	FF/FR	Special Teams
2015 (Min)	14/1	24	10	34	6.0	0	1	10	25	1/0	5
Playoffs	1/0	2	2	4	0.0	0	0	0	8	0/0	0
2016 (Min)	16/0	34	30	64	12.5	0	1	14	49	1/1	2
2017 (Min)	16/16	33	16	49	7.0	0	2	12	51	1/1	0
Playoffs	2/2	7	3	10	1.0	0	0	2	4	0/0	0
2018 (Min)	16/16	51	24	75	14.5	0	0	26	66	0/1	0
2019 (Min)	16/16	52	24	76	14.5	0	1	16	54	3/1	0
Playoffs	2/2	5	5	10	2.5	0	1	1	5	1/0	0
2020 (Min)	0/0	0	0	0	0.0	0	0	0	0	0/0	0
Total	78/49	194	104	298	54.5	0	5	78	245	6/4	7
Playoffs	5/4	14	10	24	3.5	0	1	3	17	1/0	0

SINGLE-GAME CAREER HIGHS (* - playoffs)

Tackles 9 2x, last at Green Bay, 9/15/19	Forced Fumble 2 at LA Chargers, 12/15/19
Solo Tackles 6 3x, last at Green Bay, 9/15/19	Fumble Recovery 1 4x, last at LA Chargers, 12/15/19
Sacks 3.5 vs. Detroit, 11/4/18	QB Hurries 8 2x, last at Seattle, 12/10/18
Tackles for Loss 4 vs. Detroit, 11/4/18	

HUNTER'S SAFETY

GAME	PLAYER	SAFETY
@ Carolina, 9/25/16	Cam Newton (sack EZ)	1
Total		1

HUNTER'S TOUCHDOWNS

GAME	PLAY
@ Tennessee, 9/11/16	24 FR
vs. Detroit, 11/4/18	32 FR
Total	2 (2 FR)

HUNTER'S SACKS (*playoffs)

GAME	QB	SACK
vs. Kansas City, 10/18/15	Alex Smith	0.5
@ Chicago, 11/1/15	Jay Cutler	1.0
@ Oakland, 11/15/15	Derek Carr	1.0
@ Arizona, 12/10/15	Carson Palmer	1.0
vs. Chicago, 12/20/15	Jay Cutler	1.5
vs. NY Giants, 12/27/15	Eli Manning	1.0
at Tennessee, 9/11/16	Marcus Mariota	1.0
vs. Green Bay, 9/18/16	Aaron Rodgers	1.0
at Carolina, 9/25/16	Cam Newton	1.0
vs. Houston, 10/9/16	Brock Osweiler	1.0
at Washington, 11/13/16	Kirk Cousins	1.0
vs. Arizona, 11/20/16	Carson Palmer	2.0
at Detroit, 11/24/16	Matthew Stafford	0.5
vs. Dallas, 12/1/16	Dak Prescott	2.0
at Jacksonville, 12/11/16	Blake Bortles	1.0
at Green Bay, 12/24/16	Aaron Rodgers	1.5
vs. Chicago, 1/1/17	Matt Barkley	0.5
vs. Detroit, 10/1/17	Matthew Stafford	2.0
vs. Baltimore, 10/22/17	Joe Flacco	1.0
at Washington, 11/12/17	Kirk Cousins	1.0
vs. LA Rams, 11/19/17	Jared Goff	1.0
at Detroit, 11/23/17	Matthew Stafford	1.0
vs. Cincinnati, 12/17/17	Andy Dalton	1.0
at Philadelphia, 1/21/18*	Nick Foles	1.0
vs. San Francisco, 9/9/18	Jimmy Garoppolo	1.0

GAME	QB	SACK
at Green Bay, 9/16/18	Aaron Rodgers	1.0
vs. Buffalo, 9/23/18	Josh Allen	1.0
at LA Rams, 9/27/18	Jared Goff	1.0
at Philadelphia, 10/7/18	Carson Wentz	1.0
vs. Arizona, 10/14/18	Josh Rosen	2.0
at NY Jets, 10/21/18	Sam Darnold	0.5
vs. Detroit, 11/4/18	Matthew Stafford	3.5
at Seattle, 12/10/18	Russell Wilson	1.0
vs. Miami, 12/16/18	Ryan Tannehill	2.0
vs. Atlanta, 9/8/19	Matt Ryan	1.0
at Green Bay, 9/15/19	Aaron Rodgers	1.0
vs. Oakland, 9/22/19	Derek Carr	1.0
at NY Giants, 10/6/19	Daniel Jones	2.0
vs. Philadelphia, 10/13/19	Carson Wentz	1.0
at Detroit, 10/20/19	Matthew Stafford	1.0
vs. Washington, 10/24/19	Case Keenum	1.0
at Kansas City, 11/3/19	Matt Moore	0.5
at Seattle, 12/2/19	Russell Wilson	1.0
vs. Detroit, 12/8/19	David Blough	3.0
at LA Chargers, 12/15/19	Philip Rivers	1.0
vs. Green Bay, 12/23/19	Aaron Rodgers	1.0
at New Orleans, 1/5/20*	Drew Brees	1.5
at San Francisco, 1/11/20*	Jimmy Garoppolo	1.0
Total		58.0

QB HUNTER

Danielle Hunter has been among the league's best pass rushers the past 2 seasons, totaling 29.0 sacks since the start of 2018.

NFL SACKS 2018-19

PLAYER, TEAM	SACKS
Aaron Donald, LA Rams	33.0
Chandler Jones, Arizona	32.0
Danielle Hunter, Minnesota	29.0
T.J. Watt, Pittsburgh	27.5
Cameron Jordan, New Orleans	27.5

PLAYOFF PRESSURES

Danielle Hunter posted sacks in each of the 2019 playoff games for the Vikings, giving him 3.5 career playoff sacks in only 5 games.

VIKINGS CAREER PLAYOFF SACKS

PLAYER, CAREER PLAYOFF GAMES	SACKS
Carl Eller, 19	10.0
Alan Page, 18	8.0
Jim Marshall, 19	7.5
Everson Griffen, 6	4.5
Ray Edwards, 2	4.0
Chris Doleman, 10	4.0
Jared Allen, 4	4.0
Doug Sutherland, 14	3.5
Danielle Hunter, 5	3.5

HUNTER'S CAREER GAME-BY-GAME (*starts)

2015	MIN	U	A	T	TFL	SK	QH	FF	FR	INT	PD
9/14	@ SF	1	0	1	0	0.0	0	0	0	0	0
9/20	DET	INACTIVE									
9/27	SD	INACTIVE									
10/4	@ DEN	0	0	0	0	0.0	0	0	0	0	0
10/18	KC*	3	1	4	1	0.5	0	1	0	0	0
10/25	@ DET	0	0	0	0	0.0	2	0	0	0	0
11/1	@ CHI	1	0	1	1	1.0	4	0	0	0	0
11/8	STL	1	1	2	0	0.0	3	0	0	0	1
11/15	@ OAK	2	1	3	1	1.0	3	0	0	0	0
11/22	GB	1	2	3	1	0.0	0	0	0	0	0
11/29	@ ATL	1	0	1	1	0.0	1	0	0	0	0
12/6	SEA	3	0	3	1	0.0	0	0	0	0	0
12/10	@ AZ	3	1	4	1	1.0	2	0	0	0	0
12/20	CHI	5	1	6	2	1.5	0	0	0	0	0
12/27	NYG	2	1	3	1	1.0	7	0	0	0	0
1/3/16	@ GB	1	2	3	0	0.0	3	0	0	0	0
GP/GS: 14/1											
24 10 34 10 6.0 25 1 0 0 1											

2015 PLAYOFFS

1/10/16	SEA*	2	2	4	0	0.0	8	0	0	0	0
---------	------	---	---	---	---	-----	---	---	---	---	---

2016	MIN	U	A	T	TFL	SK	QH	FF	FR	INT	PD
9/11	@ TEN	3	1	4	1	1.0	5	0	1	0	0
9/18	GB	3	1	4	1	1.0	2	1	0	0	0
9/25	@ CAR	1	4	5	1	1.0	4	0	0	0	0
10/3	NYG	2	0	2	0	0.0	0	0	0	0	0
10/9	HOU	1	2	3	1	1.0	7	0	0	0	1
10/23	@ PHI	3	2	5	0	0.0	0	0	0	0	0
10/31	@ CHI	1	1	2	1	0.0	0	0	0	0	0
11/6	DET	0	1	1	0	0.0	4	0	0	0	0
11/13	@ WAS	1	4	5	1	1.0	4	0	0	0	0
11/20	ARI	2	0	2	2	2.0	3	0	0	0	0
11/24	@ DET	0	2	2	0	0.5	5	0	0	0	0
12/1	DAL	4	3	7	2	2.0	4	0	0	0	0
12/11	@ JAX	5	2	7	1	1.0	3	0	0	0	0
12/18	IND	2	2	4	0	0.0	2	0	0	0	0
12/24	@ GB	5	1	6	2	1.5	4	0	0	0	0
1/1/17	CHI	1	4	5	1	0.5	2	0	0	0	0
GP/GS: 16/0											
34 30 64 14 12.5 49 1 1 0 1											

2017	MIN	U	A	T	TFL	SK	QH	FF	FR	INT	PD
9/11	NO*	2	0	2	0	0.0	5	0	0	0	0
9/17	@ PIT*	1	0	1	0	0.0	4	0	0	0	0
9/24	TB*	1	3	4	0	0.0	1	0	0	0	0
10/1	DET*	3	2	5	2	2.0	6	0	0	0	1
10/9	@ CHI*	2	2	4	1	0.0	4	0	0	0	1
10/15	GB*	2	0	2	1	0.0	4	0	0	0	0
10/22	BAL*	1	1	2	1	1.0	1	0	0	0	0
10/29	@ CLE*	2	1	3	0	0.0	5	1	0	0	0
11/12	@ WAS*	4	0	4	1	1.0	5	0	0	0	0
11/19	LAR*	1	2	3	1	1.0	1	0	0	0	0
11/23	@ DET*	1	0	1	1	1.0	3	0	1	0	0
12/3	@ ATL*	1	1	2	0	0.0	0	0	0	0	0
12/10	@ CAR*	4	1	5	2	0.0	1	0	0	0	0
12/17	CIN*	3	1	4	1	1.0	3	0	0	0	0
12/23	@ GB*	3	1	4	0	0.0	4	0	0	0	0
12/31	CHI*	2	1	3	1	0.0	4	0	0	0	0
GP/GS: 16/16											
33 16 49 12 7.0 51 1 1 0 2											

2017 Playoffs

1/14/18	NO*	2	2	4	0	0.0	3	0	0	0	0
1/21/18	@ PHI*	5	1	6	2	1.0	1	0	0	0	0
GP/GS: 2/2											
7 3 10 2 1.0 4 0 0 0 0 0											


2018	MIN	U	A	T	TFL	SK	QH	FF	FR	INT	PD
9/9	SF*	1	4	5	3	1.0	7	0	0	0	0
9/16	@ GB*	4	2	6	1	1.0	2	0	0	0	0
9/23	BUF*	3	3	6	2	1.0	3	0	0	0	0
9/27	@ LAR*	3	3	6	1	1.0	4	0	0	0	0
10/7	@ PHI*	2	0	2	2	1.0	3	0	0	0	0
10/14	ARI*	3	2	5	2	2.0	6	0	0	0	0
10/21	@ NYJ*	1	2	3	1	1.0	8	0	0	0	0
10/28	NO*	2	2	4	1	0.0	2	0	0	0	0
11/4	DET*	6	3	9	4	3.5	7	0	1	0	0
11/18	@ CHI*	5	0	5	3	0.0	3	0	0	0	0
11/25	GB*	4	1	5	1	0.0	4	0	0	0	0
12/2	@ NE*	6	0	6	0	0.0	0	0	0	0	0
12/10	@ SEA*	2	1	3	1	1.0	8	0	0	0	0
12/16	MIA*	4	1	5	3	2.0	7	0	0	0	0
12/23	@ DET*	2	0	2	1	0.0	0	0	0	0	0
12/30	CHI*	3	0	3	0	0.0	2	0	0	0	0
GP/GS: 16/16											
51 24 75 26 14.5 66 0 1 0 0											

2019	MIN	U	A	T	TFL	SK	QH	FF	FR	INT	PD
9/8	ATL*	3	1	4	2	1.0	6	0	0	0	0
9/15	@ GB*	6	3	9	2	1.0	3	0	0	0	0
9/22	OAK*	1	1	2	1	1.0	6	0	0	0	0
9/29	@ CHI*	5	3	8	0	0.0	5	0	0	0	0
10/6	@ NYG*	6	1	7	2	2.0	3	0	0	0	0
10/13	PHI*	2	1	3	1	1.0	4	0	0	0	0
10/20	@ DET*	3	0	3	1	1.0	5	0	0	0	1
10/24	WAS*	5	0	5	1	1.0	1	1	0	0	0
11/3	@ KC*	2	1	3	0	0.5	2	0	0	0	0
11/10	@ DAL*	2	3	5	0	0.0	7	0	0	0	0
11/17	DEN*	2	2	4	0	0.0	3	0	0	0	0
12/2	@ SEA*	2	3	5	1	1.0	1	0	0	0	0
12/8	DET*	6	1	7	3	3.0	4	0	0	0	0
12/15	@ LAC*	4	1	5	1	1.0	3	2	1	0	0
12/23	GB*	3	2	5	1	1.0	1	0	0	0	0
12/29	CHI*	0	0	0	0	0.0	0	0	0	0	0
GP/GS: 16/16											
52 24 76 16 14.5 54 3 1 0 1											

2019 Playoffs

1/5/20	@ NO*	2	3	5	0	1.5	3	1	0	0	1
1/11/20	@ SF*	3	2	5	1	1.0	2	0	0	0	0
GP/GS: 2/2											
5 5 10 1 2.5 5 1 0 0 1											

2020	MIN	U	A	T	TFL	SK	QH	FF	FR	INT	PD
9/13	GB	RESERVE/INJURED									
9/20	@ IND	RESERVE/INJURED									
9/27	TEN	RESERVE/INJURED									
10/4	@ HOU	RESERVE/INJURED									
10/11	@ SEA	RESERVE/INJURED									
10/18	ATL	RESERVE/INJURED									
11/1	@ GB	RESERVE/INJURED									
11/8	DET	RESERVE/INJURED									
11/16	@ CHI	RESERVE/INJURED									
11/22	DAL	RESERVE/INJURED									
11/29	CAR	RESERVE/INJURED									
12/6	JAX	RESERVE/INJURED									
12/13	@ TB	RESERVE/INJURED									
12/20	CHI	RESERVE/INJURED									
12/25	@ NO	RESERVE/INJURED									
1/3/20	@ DET	RESERVE/INJURED									
GP/GS: 0/0		0	0	0	0.0	0.0	0	0	0	0	0



43

GEORGE ILOKA

2020 GP/GS

4/0

Career GP/GS

103/79 (83/76 CIN, 18/3 MIN)

Playoffs GP/GS

4/3

OFF THE FIELD

- Business Communications major at Boise State.
- Last name is pronounced "ie (rhymes with 'tie')-LO-kuh."

PRO

- Selected by Cincinnati in the fifth round of the 2012 NFL Draft (167th overall).
- Signed with the Bengals on 5/10/12.
- Released by Cincinnati on 8/19/18.
- Signed with Minnesota on 8/22/18.
- Signed to Minnesota's practice squad on 9/17/20.
- Standard elevation from the practice squad to the Vikings active roster on 9/26/20 and 10/3/20.
- Signed to Minnesota's active roster from the practice squad 10/10/20.

2020: MINNESOTA VIKINGS

- Recorded one special teams tackle vs. Tennessee (9/27).
- Placed on reserve/injured on 10/22.

2019: DALLAS COWBOYS

- Was not on an NFL roster during the 2019 season.
- Signed a one-year deal in March 2019 with Dallas, but was released before the season started.

2018: MINNESOTA VIKINGS

- Started 3 games and contributed as a special teamer throughout his first season in Minnesota.
- Made his Vikings debut against San Francisco (9/9), appearing on special teams.
- Registered 1 solo tackle and 1 ST tackle at Philadelphia (10/7).
- Made his 1st start as a Minnesota Viking in place of an injured Andrew Sendejo vs. Arizona (10/14), totaling 6 tackles (5 solo) and 2 ST tackles.
- Made 3 tackles (1 solo) and had 1 FF on special teams at New York (10/21) in his 2nd consecutive start.
- Finished with 1 solo tackle vs. New Orleans (10/28).
- Wrapped up 2 ST tackles vs. Detroit (11/4).
- Added 1 ST tackle at Chicago (11/18).

2017: CINCINNATI BENGALS

- Started all 16 games and finished third on team with 79 tackles, including four TFLs, added one INT and five PDs.
- Recorded season-high two TFLs on Sept. 14 vs. Houston, both of which came in the fourth quarter of a one-score game.
- His INT came late in fourth quarter on Oct. 8 vs. Buffalo with Bengals holding a one-score lead.
- Had another seven solo tackles on Nov. 6 at Jacksonville.
- Had season-high eight tackles on Dec. 10 vs. Chicago, including seven solo stops.

2016: CINCINNATI BENGALS

- Started at FS in Games 1-16, with 73 tackles, three INTs, seven PDs and one special teams tackle
- On Oct. 30 vs. Washington in London, intercepted an overthrow Kirk Cousins deep pass at Bengals' 14 in second quarter
- On Nov. 14 at N.Y. Giants, had personal season-high of nine

POSITION: Safety**HEIGHT/WEIGHT:** 6-4/227**DOB:** 3-31-90**HOMETOWN:** Houston, TX**COLLEGE:** Boise State**ACQUIRED:** PS 2020**NFL SEASON:** 8**VIKINGS SEASON:** 2

tackles, and intercepted deep Eli Manning pass at Bengals' 12 in fourth quarter.

- Personal season-high three PDs Dec. 4 vs. Philadelphia, with one leading to INT by Shawn Williams in fourth quarter
- Logged third INT Dec. 11 at Cleveland, picking off a long Robert Griffin pass from end zone at Cleveland 47 in second quarter and returning to Browns' 26, setting up a FG.

2015: CINCINNATI BENGALS

- Played and started 12 games (Games 1-3, 5-11, 13 and 16) at SS
- Missed Game 4 due to ankle injury and Games 12 and 14-15 (groin)
- Led team in tackles with eight (personal season-high) on Nov. 16 vs. Houston
- On Nov. 29 vs. St. Louis, intercepted a Nick Foles deep pass at Bengals 18 in fourth quarter, and his pass breakup in second quarter enabled an INT by S Reggie Nelson
- In Wild Card playoff vs. Pittsburgh, recovered a Markus Wheaton fumble at Bengals 47 in second quarter.

2014: CINCINNATI BENGALS

- Started at SS in Games 1-16 and in Wild Card playoff
- Had 74 tackles in regular season (fourth on team), three INTs (tied for second on team) and 10 PDs (fourth on team)
- Intercepted two Matt Ryan passes, with 42 return yards (9/14).
- Led team with eight tackles Sept. 21 vs. Tennessee, and had a PD that led to an INT by DE Robert Geathers
- On Nov. 2 vs. Jacksonville, his end-zone INT against Blake Bortles helped seal victory in fourth quarter, ending a Jaguars drive that had reached Cincinnati 14-yard line.

2013: CINCINNATI BENGALS

- Started Games 1-16 and Wild Card playoff at SS
- Had one INT, two FFs, a FR and eight PDs
- Made first career start Sept. 8 at Chicago, logging four tackles
- Three tackles Oct. 6 vs. New England, and forced an Aaron Dobson fumble (Patriots recovered)
- On Dec. 1 at San Diego, recovered an Antonio Gates fumble at Bengals 18 on game's opening drive, and he forced a Keenan Allen fumble that Bengals recovered in fourth quarter
- Had first career INT Dec. 22 vs. Minnesota, catching deflected ball while lying on turf at Bengals' 25 following mid-air battle for pass.

2012: CINCINNATI BENGALS

- Rookie played in seven games and in Wild Card playoff
- Had two special teams tackles in regular season, both on Sept. 16 vs. Cleveland.

COLLEGE

- Played four seasons (2008-11) at Boise State, seeing action in all 53 possible games and starting every game his last three seasons
- Started 11 games at FS and two at CB as senior in 2011 as BSU posted 12-1 record, outscoring foes by an average of 44-19
- Earned All-Mountain West Conference first-team honors from league coaches as a senior and closed career with berth in Senior Bowl
- In 2008, was youngest player in the WAC at 17, and played in every game with five starts for team that went 12-0 before

losing to Texas Christian in Poinsettia Bowl.

PREP

- Attended Kempner High School, where he was an all-league selection and team captain as a senior
- Played primarily WR as a prep junior.

ILOKA'S NFL TOTALS											Special
Year	GP/GS	Solo	Asst.	Total	Sacks	INTs	PBU	TFL	QBH	FF/FR	Teams
2012 (Cin)	7/0	0	0	0	0.0	0	0	0	0	0/0	2
Playoffs	1/0	0	0	0	0.0	0	0	0	0	0/0	0
2013 (Cin)	16/16	41	25	66	0.0	1	6	0	0	2/1	0
Playoffs	1/1	2	0	2	0.0	0	0	0	0	0	0
2014 (Cin)	16/16	48	26	74	0.0	3	10	2	2	0/0	0
Playoffs	1/1	2	3	5	0.0	0	0	0	0	0/0	0
2015 (Cin)	12/12	35	12	47	0.0	1	4	2	1	0/0	0
Playoffs	1/1	4	1	5	0.0	0	0	1	0	0/1	0
2016 (Cin)	16/16	48	25	73	0.0	3	7	0	0	0/0	1
2017 (Cin)	16/16	54	25	79	0.0	1	5	0	0	0/0	1
2018 (Min)	16/3	8	3	11	0.0	0	0	0	0	1/0	6
2020 (Min)	4/0	4	1	5	0.0	0	0	1	0	0/0	1
Total	103/79	239	116	355	0.0	9	32	10	3	3/1	10
Playoffs	4/3	8	4	12	0.0	0	0	1	0	0/1	0
SINGLE-GAME CAREER HIGHS (* - playoffs)											
Tackles10.....vs. Cleveland, 10/23/16						Forced Fumble1.....2x, last vs LA Chargers 12/1/13					
Solo Tackles8.....vs. Cleveland, 10/23/16						Fumble Recovery1.....vs LA Chargers 12/1/13					
Passes Defensed3.....2x, last vs. Philadelphia, 12/4/16						Special Teams Tackles ..2.....3x, last vs. Detroit, 11/4/18					

ILOKA'S INTERCEPTIONS		
GAME	QB	INT (YDS)
vs. Minnesota, 12/22/13 ...	Matt Cassel	1 (-1)
vs. Atlanta, 9/14/14	Matt Ryan	2 (42)
vs. Jacksonville, 11/2/14	Blake Bortles	1 (16)
vs. St. Louis, 11/29/15	Nick Foles	1 (0)
vs. Washington, 10/30/16	Kirk Cousins	1 (0)
at NY Giants, 11/14/16	Eli Manning	1 (0)
at Cleveland, 12/11/16	Robert Griffin	1 (21)
vs. Buffalo, 10/8/17	Tyrod Taylor	1 (14)
Total		9 (92)

2020	MIN	U	A	T	TFL	SK	QH	FF	FR	INT	PD
9/13	GB	NOT WITH TEAM									
9/20	@ IND	PRACTICE SQUAD									
9/27	TEN	0	0	0	0	0.0	0	0	0	0	0
10/4	@ HOU	4	1	5	1	0.0	0	0	0	0	0
10/11	@ SEA	0	0	0	0	0.0	0	0	0	0	0
10/18	ATL	0	0	0	0	0.0	0	0	0	0	0
11/1	@ GB	RESERVE/INJURED									
11/8	DET	RESERVE/INJURED									
11/16	@ CHI	RESERVE/INJURED									
11/22	DAL	RESERVE/INJURED									
11/29	CAR	RESERVE/INJURED									
12/6	JAX	RESERVE/INJURED									
12/13	@ TB	RESERVE/INJURED									
12/20	CHI	RESERVE/INJURED									
12/25	@ NO										
1/3/20	@ DET										
GP/GS: 4/0		4	1	5	1	0.0	0	0	0	0	0



18

JUSTIN JEFFERSON

2020 GP/GS
14/12Career GP/GS
14/12Playoffs GP/GS
0/0

POSITION: Wide Receiver
HEIGHT/WEIGHT: 6-1/202
DOB: 6-16-99
HOMETOWN: St. Rose, LA

HIGH SCHOOL: Destrehan
COLLEGE: Louisiana State
ACQUIRED: D1a (#22) 2020
NFL/VIKINGS SEASON: R

- Leads all rookies with 1,182 receiving yards (eighth in NFL) and his 84.4 receiving yards per game rank ninth while his 21 catches of 20-plus yards are tied for first in the league.
- Ranks sixth in the NFL among qualified receivers entering Week 16 with an average of 16.2 yards per catch (1,182/63).
- Set the franchise rookie reception record (73), breaking the previous record of 69 set by Moss in 1998.
- Ranks seventh overall in NFL history among rookie receivers, passing Harlon Hill (1,124 in 1954), Bill Brooks (1,131 in 1986), Terry Glenn (1,132 in 1996) and Michael Thomas (1,137 in 2016) with his 104 yard performance in Week 15.
- Became the fifth player in NFL history to record six 100-yard receiving games as a rookie, joining Billy Howton (six in 1952), Harlon Hill (seven in 1954), Odell Beckham Jr. (seven in 2014) and Bill Groman (nine in 1960).
- Became the fourth rookie in league history to record over 1,035 receiving yards in the first 12 games of a season and passed Amari Cooper (920), Mike Ditka (939), Randy Moss (1,014) and Anquan Boldin's (1,032) rookie marks through 12 games with his performance vs. Jacksonville (12/6).
- Became the fifth rookie in the Super Bowl era to record 1,000 receiving yards in a season and only the sixth rookie to total 1,000 or more yards in the first 12 games of a season in NFL history.
- Second rookie in franchise history to surpass 1,000 receiving yards, joining Hall of Famer Randy Moss who set the team receiving record for rookies in 1998 with 1,313 yards.
- Became the only rookie in Vikings history to have five 100-yard receiving games in a season, breaking Moss' record of four set in 1998. (Note: Anthony Carter played his first season with the Vikings in 1985, but played his first true season of professional football in the USFL. His stats do not count in the team's rookie records.)
- His seven receiving touchdowns on the season are rank third-most in franchise history by a rookie, passing Percy Harvin's 2009 total.
- Set the Vikings rookie record for catches (61) and yards (1,039) through 12 games.
- Joined Moss as the only rookies in Vikings history with a 100-yard receiving game on Monday Night Football.
- Totaled 103 receiving yards as Adam Thielen (114 receiving) and Dalvin Cook (130 rushing) posted 100-yard games in Week 4 (10/4), marking the first time since November 19, 2000, that the Vikings have had two receivers and a rusher all record 100 or more yards in a single game. In that contest, Robert Smith notched 103 yards rushing while Cris Carter and Randy Moss had 138 and 106 yards receiving, respectively, vs. Carolina.

OFF THE FIELD

- Donated 10,000 masks to Children's Minnesota - St. Paul Hospital during Covid19 pandemic.
- Majored in sport administration.
- Qualified for the Punt, Pass and Kick national championship at 9 years old, placing 3rd.
- Brother of two former LSU starters - QB Jordan Jefferson (2008-11) and New Orleans Saints DB Rickey Jefferson (2013-16). Jordan is currently coaching at Colorado State.

- Father, John, played college basketball at Nebraska Western and NE Louisiana.

PRO

- Selected in the 1st round (#22 overall), helping make history for LSU as the only team to have a 1st-round pick at QB, WR and RB the same year.
- Joined Vikings 3rd-rounder Cameron Dantzer (#89 overall) of Mississippi State as Vikings picks from the SEC in the opening 3 rounds. The SEC had 40 players drafted in the top 3 rounds, setting a record for a conference through 3 rounds.
- LSU in 2020 led the nation with 14 draft picks, and the SEC had 63 total players drafted (4 by the Vikings), the most by any league and 15 more than runner-up Big Ten.
- The LSU program set a school and SEC record with 5 players drafted in the 1st round in 2020, falling just short of Miami's all-time record 6 players in the 1st round in 2006.

2020: MINNESOTA VIKINGS

- Caught two passes for 26 yards in his NFL debut in the season opener vs. Green Bay (9/13).
- Led Minnesota in yards (44) and receptions (3) and caught a career long 22-yard pass at Indianapolis (9/20).
- Led Vikings in first career start with 175 yards on seven receptions with a 71-yard touchdown.
- Posted second 100-yard game in as many weeks, catching four passes for 103 yards to become the sixth Vikings rookie wide receiver to post back-to-back 100-yard games.
- Recorded 23 yards on three receptions at Seattle (10/11).
- Totaled 166 yards and two touchdowns on nine receptions vs. Atlanta, earning Pepsi Rookie of the Week honors. Moved into fifth place for most rookie receiving yards through first six career games (537) in NFL history with the outing.
- Caught three passes for 26 yards in Minnesota's win at Green Bay (11/1).
- Led Minnesota with 64 yards on three receptions vs. Detroit (11/8), setting Vikings records for most yards (627) and receptions (34) by a Vikings rookie through the opening eight games of a season.
- Paced the Vikings with 135 yards on eight receptions at Chicago (11/16), becoming only the second Vikings rookie in team history to record a 100-yard receiving game on MNF.
- Recorded his second two-touchdown game of the season as he tallied 70 yards and was one of four receivers with seven-plus catches and 60 or more yards in Minnesota's comeback win vs. Carolina (11/29).
- Had nine receptions for 121 yards and one touchdown in Week 13, setting the team record for most 100-yard games by a rookie and passed 1,000 yards on the season to become the fifth rookie in the Super Bowl era to reach the mark (12/6).
- Became the only rookie with multiple 2-point conversions this season and just the fifth in NFL history after his second 2-point conversion of the season at Tampa Bay (12/13). His two 2-point conversions this season tie Hall of Famer Randy Moss' rookie team record.
- Passed Harlon Hill (1,124 in 1954) for the fifth-most receiving yards by a rookie through 14 games with a 104-yard performance vs. Chicago (12/20).

COLLEGE

- Finished LSU career ranked No. 5 in receptions (165), No. 6 in receiving yards (2,415) and No. 3 in receiving TDs (24).
- Had 100+ yards 8 times in 2019 and 10 during his career.
- Led Tigers in receptions in 2019, and tied for the FBS lead with 111 (for 1,540 yards, 13.9 yards per catch) in 15 starts.
- Finished 2nd in the nation to LSU teammate Ja'Marr Chase (20) with 18 receiving TDs as a junior.
- Led the SEC in catches, ranked 2nd in the league behind Chase in yards (1,540), TDs (18) and yards per game (102.7) in 2019.
- Semifinalist for the 2019 Biletnikoff Award.
- Tabbed 2019 2nd-Team All-SEC by the Associated Press.
- Helped LSU to 42-25 win over Clemson in national title game with 9 catches for 106 yards at Superdome in New Orleans.
- Had a career game in LSU's 63-28 win over Oklahoma in the CFP National Semifinal, setting career highs and CFP Semifinal game records for receptions (14), receiving yards (227), receiving yards in a half (186), and receiving TDs (4).
- Led LSU with 7 receptions for 115 yards and TD in SEC title against Georgia, recording a career-long 71-yard catch.
- Became 10th player in school history with more than 2,000 career receiving yards, surpassing the 1,000-yard mark for the season in the 2019 game at Ole Miss with a 9-catch, 112-yard and 2-TD performance. It was just the 9th 1,000-yard receiving season in school history.
- Made history as he caught Joe Burrow's 29th TD pass on the

season for the most in a season in LSU history on an 18-yard TD in the 3rd quarter at Mississippi State.

- Emerged as LSU's top WR in 2018, leading team in receptions (54), yards (875) and TDs (6) through 13 games with 12 starts.

PREP

- Rated as a 3-star prospect by 247Sports and Scout as a WR at Destrehan High School.
- Recorded 44 receptions for 956 yards and 9 TDs as a senior.
- Excelled in track and field in high school.

JEFFERSON'S NFL TOTALS

Year	GP/GS	RECEIVING					RUSHING					ST
		No.	Yds.	Avg.	Lg.	TD	No.	Yds.	Avg.	Lg.	TD	
2020 (Min)	14/12	73	1182	16.2	71t	7	1	2	2.0	2	0	0
Total	14/12	73	1182	16.2	71t	7	1	2	2.0	2	0	0

SINGLE-GAME CAREER HIGHS (* - playoffs)

Receptions 9..... 2x, last Jacksonville, 12/6/20
 Receiving Yards... 175..... vs. Tennessee, 9/27/20
 Long Reception... 71t..... vs. Tennessee, 9/27/20
 Touchdowns 2..... 2x, last vs. Carolina, 11/29/20

Rushes 1..... vs. Jacksonville, 12/6/20
 Rushing Yards 2..... vs. Jacksonville, 12/6/20
 Long Rush 2..... vs. Jacksonville, 12/6/20

JEFFERSON'S CAREER GAME-BY-GAME - RECEIVING (*starts)

2020	MIN	No.	Yards	Avg.	Long	TD
9/13	GB	2	26	13.0	17	0
9/20	@ IND	3	44	14.7	22	0
9/27	TEN*	7	175	25.0	71t	1
10/4	@ HOU*	4	103	25.8	29	0
10/11	@ SEA*	3	23	7.7	11	0
10/18	ATL*	9	166	18.4	49t	2
11/1	@ GB*	3	26	8.7	12	0
11/8	DET*	3	64	21.3	35	0
11/16	@ CHI*	8	135	16.9	54	0
11/22	DAL*	3	86	28.7	39t	1
11/29	CAR*	7	70	10.0	18	2
12/6	JAX*	9	121	13.4	40	1
12/13	@ TB*	4	39	9.8	17	0
12/20	CHI*	8	104	13.0	26	0
12/25	@ NO					
1/3	@ DET					
GP/GS: 14/12		73	1182	16.2	71t	7

JEFFERSON'S TOUCHDOWNS *playoffs

GAME	PLAY
vs. Tennessee, 9/27/20	71 pass from K. Cousins
vs. Atlanta, 10/18/20	11 pass, 49 pass from K. Cousins
vs. Dallas, 11/22/20	39 pass from K. Cousins
vs. Carolina, 11/29/20	12 pass, 10 pass from K. Cousins
vs. Jacksonville, 12/6/20	20 pass from K. Cousins
Total	7 (7 receiving)

JEFFERSON'S 100-YARD RECEIVING GAMES (6)

GAME	Rec/Yds/TD
vs. Tennessee, 9/27/20	7/175/1
at Houston, 10/4/20	4/103/0
vs. Atlanta, 10/18/20	9/166/2
at Chicago, 11/16/20	8/135/0
vs. Jacksonville, 12/6/20	9/121/1
vs. Chicago, 12/20/20	8/104/0

JEFFERSON'S 2-POINT CONVERSIONS (2)

GAME	Quarter/Play
vs. Atlanta, 10/18/20	4/K. Cousins pass
at Tampa Bay, 12/13/20	3/K. Cousins pass



JALEEL JOHNSON

POSITION: Defensive Tackle
HEIGHT/WEIGHT: 6-3/316
DOB: 7-12-94
HOMETOWN: Brooklyn, NY

COLLEGE: Iowa
ACQUIRED: D4a (#109) 2017
NFL SEASON: 4
VIKINGS SEASON: 4

2020 GP/GS

14/14

- Set a career high with 10 starts through Week 11 of 2020 season.
- Had career-high tackles (42) and sacks (3.5) in 2019.
- Became the 1st player in Montini Catholic HS of Chicago history to play in the NFL when he debuted on 10/9/17 at Chicago.

OFF THE FIELD

- Majored in sociology.
- Teammate at Iowa with 2020 Vikings draft pick Nate Stanley.
- Born in Brooklyn but raised in the Chicago area.

PRO

- Selected in the 4th round (109th overall) in the 2017 NFL Draft.
- Made his 1st career start against the NY Jets (10/21/18).
- Appeared in 5 games as a rookie in 2017.

2020: MINNESOTA VIKINGS

- Made fifth career start in season opener vs. Green Bay, recording four tackles (9/13).
- Recorded six tackles and one tackle for loss at Indianapolis (9/20).
- Tallied three tackles, 0.5 sack and one quarterback hurry vs. Atlanta (10/18).
- Recorded four tackles in Minnesota's win at Green Bay (11/1).
- Notched two tackles, including a tackle for loss in Week 10 (11/8).
- Tied career high with seven tackles, including 1.0 sack and a quarterback hurry vs. Dallas (11/22).
- Made four tackles vs. Chicago (12/20).

2019: MINNESOTA VIKINGS

- Appeared in all 16 games during the 2019 campaign, notching career highs in starts (3), total tackles (42) and sacks (3.5).
- Recorded his 1st shared sack of the season at Kansas City (11/3) while also adding 3 assisted tackles and 1 QBH.
- Made his 1st start of the season at Dallas (11/10) in place of an injured Linval Joseph, making 2 solo tackles.
- Started his 2nd consecutive game vs. Denver (11/17), setting career-highs with 6 tackles, 2 TFLs and his 1st career solo sack.
- Recorded his 1st career PBU vs. Detroit (12/8) to go along with 1.0 sack, 3 total tackles and 2 QBH.
- Started his 3rd game of the season vs. Chicago (12/29), recording a career-high 7 total tackles.
- Wrapped up 1 assisted tackle in the Divisional Round Playoff game at San Francisco (1/11/20).
- Made 1 solo tackle and 1 TFL in the Wild Card win at New Orleans (1/5/20).

2018: MINNESOTA VIKINGS

- Appeared in all 16 games in his 2nd season, finishing with 20 total tackles, 3 TFL, 0.5 sacks and 1 FF.
- Made his 1st career start at the NY Jets (10/21), getting in on his 1st career sack and finishing with 4 tackles.

2017: MINNESOTA VIKINGS

- Had 2 tackles in 5 games as a rookie.
- Made his NFL debut at Chicago (10/9) and tallied a solo tackle.
- Played on defense and special teams vs. Chicago (12/31) as the Vikings clinched their 2nd-best record in franchise history,

going 13-3 and winning the NFC North title.

- Appeared on defense and special teams vs. New Orleans (1/14/18) in his 1st career playoff game in Divisional Round.
- Played on defense and special teams at Philadelphia (1/21/18) in NFC Championship Game.

COLLEGE

- Started the final 27 games of his career in Iowa City at DT, appearing in 47 games total over his 4-year playing career.
- Recorded at least 1 solo tackle in 23 of his final 27 games.
- Earned 1st-Team All-Big Ten honors his senior season after totaling 55 total tackles (29 solo), 10 TFL and 8.0 sacks.
- Awarded the Team Hustle Award.
- Earned Big Ten Defensive Player of the Week for his role in the Hawkeyes 14-13 upset of No. 2 Michigan, racking up 9 tackles (6 solo), 2 TFL, 1 sack and a safety that gave Iowa its 1st points of the game.
- Received Honorable Mention All-Big Ten honors by the league coaches and media following his junior season.
- Totaled 45 tackles (22 solo), 5.5 TFL and 4.0 sacks in 14 games, all starts at DT.
- Received an increased role during his sophomore campaign as he appeared in all 13 games.
- Appeared in 7 games as a redshirt freshman.
- Redshirted in 2012.

PREP

- Attended St. Joseph's HS for 3 years before graduating from Montini Catholic.
- Earned prep All-American honors and 1st-Team All-State recognition as a senior.
- Was a team captain and played both OL and DL as his team went 12-2 en route to winning the state championship.
- Wrestled in high school, earning 2 letters.

JOHNSON'S NFL TOTALS

Year	GP/GS	Solo	Asst.	Total	Sacks	INTs	PBU	TFL	QBH	FF/FR	Special Teams
2017 (Min)	5/0	2	0	2	0.0	0	0	0	0	0/0	0
Playoffs	2/0	0	0	0	0.0	0	0	0	0	0/0	0
2018 (Min)	16/1	6	14	20	0.5	0	0	3	4	1/0	0
2019 (Min)	16/3	21	21	42	3.5	0	1	5	8	0/0	0
Playoffs	2/0	1	1	2	0.0	0	0	1	0	0/0	0
2020 (Min)	14/14	20	22	42	1.5	0	0	3	2	0/0	0
Total	51/18	49	57	106	5.5	0	1	11	14	1/0	0
Playoffs	4/0	1	1	2	0.0	0	0	1	0	0/0	0

SINGLE-GAME CAREER HIGHS (* - playoffs)

Total Tackles7.....2x, last vs. Dallas, 11/22/20	QB Hurry2.....vs. Detroit, 12/8/19
Solo Tackles4.....2x, last at Indianapolis, 9/20/20	Sack1.0.....4x last vs. Dallas, 11/22/20
Tackles for Loss2.....vs. Denver, 11/17/19	Forced Fumble1.....at Chicago, 11/18/18
Pass Breakup1.....vs. Detroit, 12/8/19	

JOHNSON'S SACKS

GAME QB SACK
at NY Jets, 10/21/18.....Sam Darnold.....0.5
at Kansas City, 11/3/19.....Matt Moore.....0.5
vs. Denver, 11/17/19.....Brandon Allen.....1.0
vs. Detroit, 12/8/19.....David Blough.....1.0
vs. Atlanta, 10/18/20.....Matt Ryan.....0.5
vs. Dallas, 11/22/20.....Andy Dalton.....1.0
Total 4.5

JOHNSON'S CAREER GAME-BY-GAME (*starts)

2017	MIN	U	A	T	TFL	SK	QH	FF	FR	INT	PD
9/11	NO	INACTIVE									
9/17	@ PIT	INACTIVE									
9/24	TB	INACTIVE									
10/1	DET	INACTIVE									
10/9	@ CHI	1	0	1	0	0.0	0	0	0	0	0
10/15	GB	1	0	1	0	0.0	0	0	0	0	0
10/22	BAL	DID NOT PLAY									
10/29	@ CLE	INACTIVE									
11/12	@ WAS	0	0	0	0	0.0	0	0	0	0	0
11/19	LAR	0	0	0	0	0.0	0	0	0	0	0
11/23	@ DET	INACTIVE									
12/3	@ ATL	INACTIVE									
12/10	@ CAR	INACTIVE									
12/17	CIN	INACTIVE									
12/23	@ GB	INACTIVE									
12/31	CHI	0	0	0	0	0.0	0	0	0	0	0
GP/GS: 5/0	2	0	2	0	0.0	0	0	0	0	0	0
2017 Playoffs											
1/14/18	NO	0	0	0	0	0.0	0	0	0	0	0
1/21/18	@ PHI	0	0	0	0	0.0	0	0	0	0	0
GP/GS: 2/0	0	0	0	0	0.0	0	0	0	0	0	0

2018	MIN	U	A	T	TFL	SK	QH	FF	FR	INT	PD
9/9	SF	0	2	2	0	0.0	0	0	0	0	0
9/16	@ GB	1	0	1	0	0.0	0	0	0	0	0
9/23	BUF	0	1	1	0	0.0	0	0	0	0	0
9/27	@ LAR	0	1	1	0	0.0	0	0	0	0	0
10/7	@ PHI	0	0	0	0	0.0	0	0	0	0	0
10/14	ARI	0	1	1	0	0.0	0	0	0	0	0
10/21	@ NYJ*	2	2	4	1	0.5	1	0	0	0	0
10/28	NO	0	1	1	0	0.0	0	0	0	0	0
11/4	DET	0	0	0	0	0.0	0	0	0	0	0
11/18	@ CHI	0	1	1	1	0.0	1	1	0	0	0
11/25	GB	0	2	2	0	0.0	0	0	0	0	0
12/2	@ NE	1	1	2	0	0.0	0	0	0	0	0
12/10	@ SEA	1	0	1	0	0.0	0	0	0	0	0
12/16	MIA	0	2	2	0	0.0	1	0	0	0	0
12/23	@ DET	1	0	1	1	0.0	1	0	0	0	0
12/30	CHI	0	0	0	0	0.0	0	0	0	0	0
GP/GS: 16/1	6	14	20	3	0.5	4	1	0	0	0	0

2019	MIN	U	A	T	TFL	SK	QH	FF	FR	INT	PD
9/8	ATL	1	1	2	0	0.0	0	0	0	0	0
9/15	@ GB	1	0	1	0	0.0	0	0	0	0	0
9/22	OAK	0	0	0	0	0.0	1	0	0	0	0
9/29	@ CHI	1	1	2	1	0.0	0	0	0	0	0
10/6	@ NYG	0	1	1	0	0.0	0	0	0	0	0
10/13	PHI	1	1	2	0	0.0	0	0	0	0	0
10/20	@ DET	1	1	2	0	0.0	0	0	0	0	0
10/24	WAS	1	0	1	0	0.0	1	0	0	0	0
11/3	@ KC	0	3	3	0	0.5	1	0	0	0	0
11/10	@ DAL*	2	4	6	0	0.0	1	0	0	0	0
11/17	DEN*	4	2	6	2	1.0	1	0	0	0	0
12/2	@ SEA	2	1	3	0	0.0	0	0	0	0	0
12/8	DET	2	1	3	1	1.0	2	0	0	0	1
12/15	@ LAC	1	1	2	1	1.0	1	0	0	0	0
12/23	GB	1	0	1	0	0.0	0	0	0	0	0
12/29	CHI*	3	4	7	0	0.0	0	0	0	0	0
GP/GS: 16/3		21	21	42	5	3.5	8	0	0	0	1
2019 Playoffs											
1/5/20	@ NO	1	0	1	1	0.0	0	0	0	0	0
1/11/20	@ SF	0	1	1	0	0.0	0	0	0	0	0
GP/GS: 2/0		1	1	2	1	0.0	0	0	0	0	0

2020	MIN	U	A	T	TFL	SK	QH	FF	FR	INT	PD
9/13	GB*	3	1	4	0	0.0	0	0	0	0	0
9/20	@ IND*	4	2	6	1	0.0	0	0	0	0	0
9/27	TEN*	2	2	4	0	0.0	0	0	0	0	0
10/4	@ HOU*	1	1	2	0	0.0	0	0	0	0	0
10/11	@ SEA*	1	1	2	0	0.0	0	0	0	0	0
10/18	ATL*	0	3	3	0	0.5	1	0	0	0	0
11/1	@ GB*	3	1	4	0	0.0	0	0	0	0	0
11/8	DET*	1	0	1	1	0.0	0	0	0	0	0
11/16	@ CHI*	0	0	0	0	0.0	0	0	0	0	0
11/22	DAL*	3	4	7	1	1.0	1	0	0	0	0
11/29	CAR*	0	1	1	0	0.0	0	0	0	0	0
12/6	JAX*	0	2	2	0	0.0	0	0	0	0	0
12/13	@ TB*	0	2	2	0	0.0	0	0	0	0	0
12/20	CHI*	2	2	4	0	0.0	0	0	0	0	0
12/25	@ NO										
1/3/20	@ DET										
GP/GS: 14/14		20	22	42	3	1.5	2	0	0	0	0



81

BISI JOHNSON

POSITION: Wide Receiver
HEIGHT/WEIGHT: 6-0/204
DOB: 3-17-97
HOMETOWN: Lakewood, CO

COLLEGE: Colorado State
ACQUIRED: Draft 7c (#247) 2019
NFL SEASON: 2
VIKINGS SEASON: 2

2020 GP/GS
14/3

Career GP/GS
30/9

Playoffs GP/GS
2/1

- Recorded 3 receiving TDs in 2019, the most by a Vikings rookie since Stefon Diggs had 4 in 2015.
- Johnson's 31 receptions in 2019 marked the 9th-highest total by a rookie WR in franchise history.

OFF THE FIELD

- Full name is Olabisi, a name given to him by an elder in Denver's Nigerian community that means "to bring prosperity to your family."
- Father, Bode, attended Federal Polytechnic icollege in Nigeria.
- Earned degree in hospitality management in December 2018.

PRO

- Selected in the 7th round (#247) in the 2019 NFL Draft.
- The 6th player drafted from CSU by the Vikings and only WR.

2020: MINNESOTA VIKINGS

- Led the receiving corps with an average of 18.7 yards per reception and set a career high with 56 yards receiving on three catches vs. Green Bay (9/13).
- Had one reception for 24 yards at Indianapolis (9/20).
- Totalled 13 yards on one catch at Seattle (10/11).
- Had one catch for nine yards vs. Dallas (11/22).
- Set career highs with seven catches for 74 yards in Minnesota's comeback victory over Carolina (11/29) as he got the start in place of Adam Thielen (Reserve/COVID-19 list).

2019: MINNESOTA VIKINGS

- Appeared in all 16 games with 6 starts, finishing with 31 receptions for 294 yards and 3 TDs.
- Made his NFL debut vs. Atlanta (9/8), appearing on offense and special teams.
- Recorded his 1st NFL reception at Chicago (9/29), finishing with 4 receptions for 35 yards.
- Hauled in 4 passes for the 2nd consecutive game at NY Giants (10/6), finishing with 4 receptions for 43 yards.

- Caught his 1st NFL TD at Detroit (10/20), a 1-yard reception from Kirk Cousins.
- Caught a 4-yard TD pass in the 1st quarter at Kansas City (11/3), his 2nd score of the season.
- Made his 1st career start at Dallas (11/10), catching 2 passes for 25 yards.
- Started his 2nd consecutive game vs. Denver (11/17), catching a career-high 6 passes for 35 yards against his home-state team.
- Caught 1 pass for 9 yards and 1 TD vs. Detroit (12/8).
- Started his 5th consecutive game at LA Chargers (12/15), logging his 1st career rush for 6 yards and a 19-yard catch.
- Made his 6th start of the season vs. Chicago (12/29), recording a team-leading 3 receptions for 34 yards in regular season finale when many starters sat the game out.
- Made his NFL postseason debut in the Wild Card win at New Orleans (1/5/20), catching 2 passes for 17 yards.
- Made the 1st postseason start of his NFL career in the Divisional game at San Francisco (1/11/20).

COLLEGE

- Appeared in 49 career games, starting 27. Finished his career with 125 receptions for 2,019 yards and 11 TDs.
- Set the CSU single-game record for with 265 receiving yards on a career-high 7 receptions, with 2 TD catches vs. Idaho in the Famous Idaho Potato Bowl game (12/22/16).
- Became the 10th Ram to have 2,000+ career receiving yards.

PREP

- Committed to CSU from Bear Creek HS, earning 1st Team All-Colorado honors as a senior. and was a team captain in 2013-14.
- Led the Bears, rushing for 698 yards and 9 TDs, and caught 25 passes for 402 yards and 3 TDs as a senior. Added 100 tackles (74 solo) on defense.
- Won the 2014 Class 5A Colorado 110-meter hurdles with a winning time of 14.34.
- Holds school record in the 4x100 relay.

JOHNSON'S NFL TOTALS

		RECEIVING				
Year	GP/GS	No.	Yds.	Avg.	Lg.	TD
2019 (Min)	16/6	31	294	9.5	23	3
Playoffs	2/1	2	17	8.5	9	0
2020 (Min)	14/3	13	176	13.5	29	0
Total	30/9	44	470	10.7	29	3
Playoffs	2/1	2	17	8.5	9	0

Other: 1 rush attempt, 6 rush yards, 1 punt fair catch

SINGLE-GAME CAREER HIGHS (* - playoffs)

Receptions7 vs. Carolina, 11/29/20
 Receiving Yards74 vs. Carolina, 11/29/20
 Long reception 29 vs. Green Bay, 9/13/20
 Receiving TD1 3x, last vs. Detroit, 12/8/19
 Rushing Attempt1 at LA Chargers, 12/15/19


JOHNSON'S TOUCHDOWNS

GAME (*playoffs) PLAY
 at Detroit, 10/20/19 1 pass from K. Cousins
 at Kansas City, 11/4/19 4 pass from K. Cousins
 vs. Detroit, 12/8/19 9 pass from K. Cousins
 Total 3 (3 receiving)

JOHNSON'S CAREER GAME-BY-GAME (*starts)

2019	MIN	No.	Yards	Avg.	Long	TD
9/8	ATL	0	0	0.0	0	0
9/15	@ GB	0	0	0.0	0	0
9/22	OAK	0	0	0.0	0	0
9/29	@ CHI	4	35	8.8	16	0
10/6	@ NYG	4	43	10.8	23	0
10/13	PHI	1	16	16.0	16	0
10/20	@ DET	4	40	10.0	19	1
10/24	WAS	2	27	13.5	16	0
11/3	@ KC	1	4	4.0	4	1
11/10	@ DAL*	2	25	12.5	15	0
11/17	DEN*	6	35	5.8	9	0
12/2	@ SEA*	1	1	1.0	1	0
12/8	DET*	1	9	9.0	9t	1
12/15	@ LAC*	1	19	19.0	19	0
12/23	GB	1	5	5.0	5	0
12/29	CHI*	3	34	11.3	14	0
GP/GS: 16/6		31	294	9.5	23	3
2019 PLAYOFFS						
1/5/20	@ NO	2	17	8.5	9	0
1/11/20	@ SF*	0	0	0.0	0	0
GP/GS: 2/1		2	17	8.5	9	0

2020	MIN	No.	Yards	Avg.	Long	TD
9/13	GB*	3	56	18.7	29	0
9/20	@ IND*	1	24	24.0	24	0
9/27	TEN	0	0	0.0	0	0
10/4	@ HOU	0	0	0.0	0	0
10/11	@ SEA	1	13	13.0	13	0
10/18	ATL	0	0	0.0	0	0
11/1	@ GB	0	0	0.0	0	0
11/8	DET	0	0	0.0	0	0
11/16	@ CHI	0	0	0.0	0	0
11/22	DAL	1	9	9.0	9	0
11/29	CAR*	7	74	10.6	17	0
12/6	JAX	0	0	0.0	0	0
12/13	@ TB	0	0	0.0	0	0
12/20	CHI	0	0	0.0	0	0
12/25	@ NO					
1/3	@ DET					
GP/GS: 14/3		13	176	13.5	29	0



61

BRETT JONES

POSITION: Center
HEIGHT/WEIGHT: 6-2/315
DOB: 7-29-91
HOMETOWN: Weyburn, Sask.

COLLEGE: Regina (Canada)
ACQUIRED: T (NYG) 2018
NFL SEASON: 5
VIKINGS SEASON: 3

2020 GP/GS

13/2

Career GP/GS

57/19

Playoffs GP/GS

1/1

(30/14-NYG, 27/5-MIN)

• Joined Vikings via trade on 8/27/18 and started in season-opening win vs. San Francisco (9/9/18) only 13 days later.

• Started a career-high 13 games for the NY Giants in 2017.

• A 2nd-round (16th pick overall) draft choice by the Calgary Stampeders in the 2013 Canadian Football League draft.

• A teammate of Chicago DL Akiem Hicks at the University of Regina in Saskatchewan, Canada.

OFF THE FIELD

• In November 2019, helped give away 250 turkeys with other offensive linemen at The Salvation Army-Citadel Worship and Service Center in St. Paul.

• Joined entire offensive line to host a 2019 holiday party for underserved families at TCO Performance Center.

• Active in multiple community initiatives throughout his time in Minnesota, such as Children's Minnesota St. Paul Hospital.

• Visited NYFD Engine 22, Ladder 13 in 2017 with NY Giants teammates on the 16th anniversary of 9/11 to hear stories and have dinner with the firefighters.

• During Salute to Service month, played video games at the Quest Diagnostics Training Center against military veterans through the Wounded Warrior Project and led the veterans through a tour of the facility.

• An avid outdoorsman, enjoying hunting and fishing.

PRO

• Played 2 seasons for the Calgary Stampeders of the CFL from 2013-2014, where he was regarded as one of the league's best offensive linemen.

• Helped 2014 Stampeders to a 15-3 regular season finish and the Grey Cup Championship, topping Hamilton 20-16 in Grey Cup #102.

• The first Canadian-born player to suit up for the Vikings since WR Nate Burleson.

• Signed his 1st NFL contract with NY Giants on 2/11/15.

• Placed on reserve/injured list by NY Giants on 9/5/15.

• Re-signed with NY Giants on 4/9/18.

• Acquired by the Vikings via trade with NY Giants on 8/27/18.

• Re-signed with Minnesota on 4/1/19.

• Released by Minnesota on 9/3/19.

• Rejoined Minnesota's active roster on 9/10/19.

• Placed on the Reserve/Injured list on 11/14/19.

• Re-signed with Minnesota on 3/28/20.

• Signed to practice squad on 9/6/20 following roster cutdowns.

• Contract terminated on 10/27/20 and signed to practice squad on 10/28/20.

HONORS

• Won the CFL's Most Outstanding Offensive Lineman award in 2014 and was honored as a West Division All-Star, CFL All-Star and CFLPA All-Star.

• Selected as a 2013 CFL West Division All-Star and received the CFL's 2013 Most Outstanding Rookie Award.

2020: MINNESOTA VIKINGS

• Signed from practice squad to active roster on 9/18.

• Contract terminated on 10/27/20 and signed to practice squad on 10/28/20.

• Activated from practice squad to active roster via COVID-19 replacement on 10/31.

• Standard elevation from practice squad on 11/8.

• Standard elevation from practice squad on 11/16.

• Signed to active roster on 11/17.

• Started at right guard in place of injured Ezra Cleveland while Minnesota had a 300-yard passer and a 100-yard receiver and rusher in the same game for the first time since 2019 and the fourth time in team history.

• Earned second start at right guard in place of injured Cleveland and saved the way for the offense as Minnesota became the second team in NFL history to have four different receivers with seven-plus catches and 60 or more yards in the same game vs. Carolina (11/29).

2019: MINNESOTA VIKINGS

• Appeared in 2 games and was placed on injured reserve late in the season.

• Released by Minnesota on 9/3/19 prior to Week 1.

• Re-signed by the Vikings on 9/10/19.

• Made season debut at Green Bay (9/15) on special teams.

• Appeared on special teams vs. Philadelphia (10/13).

• Placed on the Reserve/Injured list on 11/14/19.

• Was on IR Designated to Return and started practicing with team during playoffs but did not return to the regular roster.

2018: MINNESOTA VIKINGS

• Played in 14 total games in the 2018 season, starting 3 at C, after being acquired by Minnesota via trade on 8/27/18.

• Helped block for Kirk Cousins as he became the first player in NFL history to throw for 4,000 yards, 30 TDs, 10 or fewer INTs and post a 70.0% completion rate.

• Made Vikings debut while starting at C vs. San Francisco (9/9).

• Started at C and snapped for Kirk Cousins as he threw for 428 yards at Green Bay (9/16).

• Started at C vs. Buffalo (9/23).

2017: NEW YORK GIANTS

• Played in all 16 games with a career-high 13 starts.

• Started at LG at Philadelphia (9/24).

• Played C after Weston Richburg suffered a concussion at Tampa Bay (10/1).

• Beginning with a game vs. the Chargers (10/8) Jones started each of the season's last 12 games at C.

• Helped Giants gain a season-high 504 yards vs. Philadelphia (12/17) and rush for a season-best 260 yards vs. Washington (12/31).

2016: NEW YORK GIANTS

• Played in 14 NFL games with 1 start.

• Played LG after injury to Justin Pugh vs. Philadelphia (11/6).

• Made his 1st start at LG in place of injured Justin Pugh vs. Cincinnati (11/14), but left in the 1st quarter with a calf injury.

• Other appearances were on special teams and as an extra offensive lineman.

2015: NEW YORK GIANTS

• Suffered a knee injury in the preseason and spent the season on injured reserve.

- Selected as a 2013 CFL West Division All-Star and received the CFL's 2013 Most Outstanding Rookie Award.

2014: CALGARY STAMPEDERS

- Helped lead Stampeders to Grey Cup #102 title, going 15-3 in regular season and 2-0 in playoffs. Team won the West Division title with win over Edmonton in championship game and earned berth in Grey Cup against Hamilton, winning the Cup 20-16 in Vancouver at BC Place.
- Named CFL's Most Outstanding Offensive Lineman along with West Division All-Star, CFL All-Star and CFLPA All-Star.

2013: CALGARY STAMPEDERS

- Team went 14-4 in regular season but fell in West Division title game to Saskatchewan.
- Earned CFL West Division All-Star honors along with CFL and Calgary's Most Outstanding Rookie Award.
- Entered CFL as a 2nd-round pick by Stampeders.

COLLEGE

- Played 4 seasons for University of Regina Rams in Regina, Saskatchewan.
- In 2012, was a finalist for the J.P. Metras Trophy, which goes to the top lineman in CIS, and was named a 1st-Team Canada West and Canadian Interuniversity Sport All-Star and was Regina's Male Athlete of the Year.
- Canada West and Interuniversity Sport All-Star in 2011.
- Named 2011 and 2012 Canada West's top student-athlete.
- Three-time member of the Canadian All-Academic Team.
- Played in the 2012 East-West Bowl.
- Was a teammate of Chicago DL Akiem Hicks at Regina.

PREP

- Played high-school football at Weyburn Comprehensive and won 3A-division city championships in both 2007 and 2008.
- Named the South Division's outstanding offensive lineman at the 2009 Senior Bowl.
- Also played hockey as a youngster.

JONES' CAREER GAMES/STARTS

Year.....	GP/GS
2015 (NYG).....	INJURED RESERVE
2016 (NYG).....	14/1
Playoffs.....	1/1
2017 (NYG).....	16/13
2018 (MIN).....	14/3
2019 (MIN).....	2/0
2020 (MIN).....	13/2
Totals	57/19
Playoffs	1/1



26

CHRIS JONES

POSITION: Cornerback
HEIGHT/WEIGHT: 6-0/200
DOB: 8/13/95
HOMETOWN: Jacksonville, FL

COLLEGE: Nebraska
ACQUIRED: W '20 (Det)
NFL SEASON: 3
VIKINGS SEASON: 1

2020 GP/GS

8/2 (1/0-DET, 7/2-MIN)

Career GP/GS

21/5 (ARI-13/3, DET-1/0), MIN-7/2

Playoffs GP/GS

0/0

- Signed with Minnesota off waivers from Detroit on 10/26/20.
- Started 3 games and played in 13 for Arizona, all 3 starts coming in 2019.
- Appeared in 1 game for Detroit in 2020.

OFF THE FIELD

- Earned degree in sociology from Nebraska.

PRO

- Originally signed as an undrafted rookie with Detroit in 2018.
- Joined Arizona on practice squad on 9/3/18 and moved to 53-man roster on 11/20/18.
- Moved from Arizona practice squad to Detroit active roster on 9/16/20 and played in lone game for Detroit at Arizona (9/27) against his old teammates.
- Claimed off waivers by Minnesota on 10/26/20.

2020: MINNESOTA/DETROIT/ARIZONA

- Inactive for a pair of games with Detroit and played in 1st game of 2020 at Arizona 9/27.
- Signed off Arizona practice squad by Detroit on 9/16.
- Claimed off waivers by Minnesota on 10/26/20.
- Made three tackles in Vikings debut vs. Detroit (11/8).
- Tallied three tackles in first start as a Viking at Chicago on MNF (11/16).
- Had two tackles vs. Jacksonville (12/6) and three at Tampa Bay (12/13).
- Posted three tackles vs. Chicago (12/20).

2019: ARIZONA CARDINALS

- Started 3 games and played in 11, both career-highs.
- Started 1st career game vs. Carolina (9/22) and started final 2 games of regular season, at Seattle (12/22) and at LA Rams (12/29).
- Had career-high 4 tackles in games vs. Cleveland (12/15) and

at LA Rams (12/29).

- Moved from Arizona active roster to practice squad for a 4-game stint in October.

2018: ARIZONA CARDINALS/DETROIT LIONS

- Saw 1st career game action with Arizona at LA Chargers (11/25) and at Seattle (12/30).
- Signed to Arizona practice squad on 9/3 where he spent the opening 10 games of the season before moving to 53-man roster on 11/20 to play at LA Chargers (11/25).
- Re-joined Arizona practice squad on 11/29 where he stayed for 3 weeks before moving to 53-man roster again on 12/18 for the final 2 games of the season.
- Originally entered NFL as a rookie free agent with Detroit on 5/11/18, spending training camp and preseason with the club before being waived on 9/1.

COLLEGE

- Played in 45 career games at Nebraska from 2014-17.
- Had best season as a junior, starting all 13 games, notching 3 INTs and a TD.
- Earned Honorable Mention All-Big 10 as a junior and Academic All-Big 10 as a sophomore.
- Named to Brook Berringer and Tom Osborne Citizenship Teams in 2017.

PREP

- Standout at Sandalwood High in Jacksonville, FL.
- Helped team to 8A state playoff as a senior.
- Earned All-First Coast honors as a senior.

JONES' NFL TOTALS

Year	GP/GS	Solo	Asst.	Total	Sacks	INTs	PBU	TFL	QBH	FF/FR	Special Teams
2018 (ARI)	2/0	0	0	0	0.0	0	0	0	0	0/0	0
2019 (ARI)	11/3	14	4	18	0.0	0	6	0	0	0/0	4
2020	8/2	15	1	16	0.0	0	0	0	0	0/0	0
(DET)	1/0	0	0	0	0.0	0	0	0	0	0/0	0
(MIN)	7/2	15	1	16	0.0	0	0	0	0	0/0	0
Total	21/5	32	6	38	0.0	0	6	0	0	0/0	4

SINGLE-GAME CAREER HIGHS (* - playoffs)

Total Tackles	4	2x, last at LA Rams, 12/29/18	Interception	
Spec. Tms Tkls	1	4x, last at LA Rams, 12/29/18	Tackles for Loss	
Passes Defensed	3	at Seattle, 12/22/19	QB Hurry	

2018	ARI	U	A	T	TFL	SK	QBH	FF	FR	INT	PD
9/9	WAS	PRACTICE SQUAD									
9/16	@LAR	PRACTICE SQUAD									
9/23	CHI	PRACTICE SQUAD									
9/30	SEA	PRACTICE SQUAD									
10/7	@SF	PRACTICE SQUAD									
10/14	@MIN	PRACTICE SQUAD									
10/18	DEN	PRACTICE SQUAD									
10/28	SF	PRACTICE SQUAD									
11/11	@KC	PRACTICE SQUAD									
11/18	OAK	PRACTICE SQUAD									
11/25	@LAC	0	0	0	0	0.0	0	0	0	0	0
12/2	@GB	PRACTICE SQUAD									
12/9	DET	PRACTICE SQUAD									
12/16	@ATL	PRACTICE SQUAD									
12/23	LAR	INACTIVE									
12/30	@SEA	0	0	0	0	0.0	0	0	0	0	0
GP/GS: 2/0		0	0	0	0	0.0	0	0	0	0	0

2019	ARI	U	A	T	TFL	SK	QBH	FF	FR	INT	PD
9/8	DET	3	0	3	0	0.0	0	0	0	0	1
9/15	@BAL	1	0	1	0	0.0	0	0	0	0	0
9/22	CAR	0	0	0	0	0.0	0	0	0	0	0
9/29	SEA	3	0	3	0	0.0	0	0	0	0	0
10/6	@CIN	0	0	0	0	0.0	0	0	0	0	0
10/13	ATL	PRACTICE SQUAD									
10/20	@NYG	PRACTICE SQUAD									
10/27	@NO	PRACTICE SQUAD									
10/31	SF	PRACTICE SQUAD									
11/10	@TB	0	0	0	0	0.0	0	0	0	0	0
11/17	@SF	0	0	0	0	0.0	0	0	0	0	0
12/1	LAR	INACTIVE									
12/8	PIT	0	0	0	0	0.0	0	0	0	0	0
12/15	CLE	3	1	4	0	0.0	0	0	0	0	1
12/22	@SEA	1	2	3	0	0.0	0	0	0	0	3
12/29	@LAR	3	1	4	0	0.0	0	0	0	0	1
GP/GS: 11/3		14	4	18	0	0.0	0	0	0	0	6

2020		U	A	T	TFL	SK	QH	FF	FR	INT	PD
9/13	@ SF	PRACTICE SQUAD									
		WENT FROM ARI TO DET									
9/20	@ GB	INACTIVE									
9/27	@ ARI	0	0	0	0	0.0	0	0	0	0	0
10/4	NO	INACTIVE									
10/18	@ JAX	PRACTICE SQUAD									
10/25	@ ATL	PRACTICE SQUAD									
		WENT FROM DET TO MIN									
11/1	@ GB	INACTIVE									
11/8	DET	3	0	3	0	0.0	0	0	0	0	0
11/16	@ CHI*	3	0	3	0	0.0	0	0	0	0	0
11/22	DAL*	1	0	1	0	0.0	0	0	0	0	0
11/29	CAR	0	1	1	0	0.0	0	0	0	0	0
12/6	JAX	2	0	2	0	0.0	0	0	0	0	0
12/13	@ TB	3	0	3	0	0.0	0	0	0	0	0
12/20	CHI	3	0	3	0	0.0	0	0	0	0	0
12/25	@ NO										
1/3	@ DET										
GP/GS: 8/2		15	1	16	0	0.0	0	0	0	0	0



54

ERIC KENDRICKS

POSITION: Linebacker
HEIGHT/WEIGHT: 6-0/232
DOB: 2-29-92
HOMETOWN: Fresno, CA

COLLEGE: UCLA
ACQUIRED: D2 (#45) 2015
NFL SEASON: 6
VIKINGS SEASON: 6

2020 GP/GS

11/11

Career GP/GS

85/81

Playoff GP/GS

5/5

- Entering Week 12, ranks third in the NFL in total tackles with 107 and is tied for first with Eric Wilson among linebackers with three interceptions.
- Minnesota last had two linebackers with at least three interceptions each in a season in 1988 when Jesse Solomon notched four picks and David Howard recorded three. It's only the fourth time in team history (also in 1969 and 1961) two linebackers have had at least three interceptions each.
- Kendricks and Wilson are the first linebacker duo in the league to record at least three interceptions apiece since Baltimore's CJ Mosley (four) and Zach Orr (three) did so in 2016.
- Since entering the league in 2015, he ranks third with 639 tackles (league stats).
- His 38 career tackles for loss rank third in team history among linebackers since 1999.
- Took leadership role on Vikings Social Justice Committee following tragic events in Minneapolis in spring 2020, calling for action and leading team and nationwide discussion.
- Named to his 1st Pro Bowl and earned *Associated Press* 1st-Team All-Pro honors following the 2019 season.
- The highest-graded LB in the NFL according to Pro Football Focus in 2019, boasting a score of 90.5.
- Tied for the lead among NFL LBs with 12 PBUs in 2019.
- Recorded INTs in back-to-back games in 2019 Weeks 13-14, making him the 1st Vikings LB with multiple INTs in a single season since Chad Greenway (3) and Erin Henderson (2) in 2013.
- Tied for 2nd-most career INT Return TDs (2) in team history by a LB, trailing only Rip Hawkins (3).

OFF THE FIELD

- Earned his degree from UCLA in political science.
- Auctioned his original paintings and matched the purchase price for donations to food shelves during Covid19 shutdown.
- Father, Horace, was a RB at UCLA and played in the CFL.
- Brother, Mychal, attended California and was drafted by Philadelphia in the 2nd round (#46 overall) in 2012 NFL Draft, 1 pick lower than younger brother Eric would go 3 years later.
- "Leap Year" baby born on 2/29/92 in Clovis, CA.
- Has 7 siblings.
- Has regularly met with youth at the Hennepin County Juvenile Detention Center and worked with All Square in the Twin Cities, a counseling and support group for people with police records re-entering society.
- Visited pediatric patients at UCLA Mattel Children's Hospital during the 2019 offseason, playing video games, doing arts and crafts and talking football with the kids.
- College roommate of 2014 1st-round selection Anthony Barr.

HONORS

- Earned AP 1st-Team All-Pro honors in 2019.
- Named to his 1st career Pro Bowl in 2019.
- Recognized as Vikings Defensive MVP for 2019 as part of MN Football Honors program.
- Selected as NFC Defensive Player of the Week for game at Tennessee (9/11/16).
- Named to PFWA All-Rookie Team for 2015.
- Earned NFC Defensive Rookie of the Month for October 2015.

PRO

- Has led the Vikings in tackles each season he has been in the NFL and can tie the Vikings record by leading the club in stops for the 6th straight season in 2020.
- Has a pair of INT return TDs, tied for 2nd-most by a Vikings LB in team history and 1 shy of the club record held by Rip Hawkins.
- Led 2017 team in tackles as defense ranked #1 in the NFL for the 1st time since 1992 and ranked #1 in scoring defense.
- Became the 2nd player and 1st LB in team history to record at least 10 TFL and 10 PD in the same season, after recording 126 tackles (86 solo), 10 TFL, 2.5 sacks, 4 QBHs, 1 FF, 1 FR, 1 INT and 11 PD in 2016.
- Selected in the 2nd Round (#45 overall) of 2015 NFL Draft.

2020: MINNESOTA VIKINGS

- Led the defense with 10 tackles and tallied a tackle for loss in the season opener vs. Green Bay (9/13).
- His 12 tackles (11 solo) ranked first on the team and added a tackle for loss at Indianapolis (9/20).
- Led Vikings with 10 tackles and added a pass defended in Week 3 (9/27).
- Recorded 12 tackles at Houston to lead Minnesota in stops for fourth straight week. Also had a pass defended.
- Tallied eight tackles at Seattle to lead Vikings defense for fifth straight week (10/11).
- Led the team with 13 tackles vs. Atlanta (10/18).
- With a team-leading 12 tackles at Green Bay, Kendricks surpassed 600 career tackles to become the 24th player in the league since 1970 to record 600 or more tackles in 81 career games or less (according to league stats).
- Recorded the fifth interception of his career, an end zone grab of a Matthew Stafford pass, and finished with six tackles vs. Detroit (11/8).
- Tallied second interception of 2020 to set a season high and recorded seven tackles and tied his single-game high of two passes defended vs. Dallas (11/22).
- Led Minnesota with 12 tackles and a season high two tackles for loss and recorded his third interception of the season as Minnesota had a comeback victory over Carolina in Week 12 (11/29).
- Suffered a calf injury in warm-ups vs. Jacksonville (12/6) and did not play in Weeks 13-15.

2019: MINNESOTA VIKINGS

- Started all 15 games he played, making 130 total tackles (88 solo) to lead team for the 5th consecutive season.
- Earned AP 1st-Team All-Pro honors following the 2019 season, becoming the 1st Vikings LB to be named All-Pro since Chad Greenway (2nd Team) in 2012. Matt Blair in 1980 was the last 1st-Team AP All-Pro honoree.
- Named to Pro Bowl for the 1st time in his career.
- Tied a career high with 2 passes defended in his 60th career game to open the season vs. Atlanta (9/8).
- Led the team with 13 total tackles at Green Bay (9/15), surpassing the 500 career tackle mark.
- Notched a season-high 14 tackles (9 solo) at Chicago (9/29).
- Was all over the field vs. Philadelphia (10/13), tying for the team lead with 11 total tackles (8 solo) and adding 1 TFL, 0.5 sack, 1 QBH, 1 FF and tying a career high with 2 PD.
- Led the team with 14 total tackles (8 solo) at Detroit (10/20),

adding 1 TFL, 1 QBH and recording his 3rd consecutive game with 2 PD, matching a career high.

- Came up with a crucial late-game 4th-down PD at Dallas (11/10), halting a Cowboys drive in the red zone to seal the win.
- Recorded his 12th PD of the season vs. Denver (11/17), tying Ben Leber (2008) and Matt Blair (1981) for the Vikings single-season record among LBs.
- Recorded his 2nd FF of the season at the LA Chargers (12/15) to go along with a team-leading 8 total tackles.
- Set a single-game career-high with 2 FRs vs. Green Bay (12/23) before exiting with an injury at the end of the 1st half.
- Made 5 total tackles (1 solo) in the Wild Card playoff win at New Orleans (1/5/20).
- Wrapped up 8 total tackles (4 solo) and recorded the 1st postseason INT of his career in the Divisional game at San Francisco, finishing with 2 PBUs.

2018: MINNESOTA VIKINGS

- Started 14 consecutive games to begin the season before missing the final 2 due to a hamstring injury.
- Despite missing time, led the team in tackles for the 4th consecutive season, finishing with 122.
- Played in his 50th career game at Philadelphia (10/7), leading the team with 8 tackles (4 solo) and recovering a Jay Ajayi fumble at the goal line.
- Broke a career high set 2 weeks prior by recording 18 total tackles (11 solo) at New England (12/2). Also intercepted Tom Brady for the 3rd INT of his career.
- At Seattle (12/10), marked his 2nd straight game with an INT, picking off Russell Wilson in the red zone (3-yard return) to become the 1st Vikings LB with multiple INTs in a single season since Chad Greenway (3) and Erin Henderson (2) in 2013.
- Wrapped up his 1st sack of the season vs. Miami (12/16).
- Inactive Weeks 16-17 with a hamstring injury.

2017: MINNESOTA VIKINGS

- Led Vikings with career-high 136 tackles, starting all 16 games for the 1st time in his career for the #1 defense in the NFL.
- Compiled 9 tackles (5 solo), his 1st sack of the season along with 2 TFL and 2 QBH vs. Detroit (10/1).
- Led the team in tackles for the 3rd consecutive week, totaling 13 tackles (8 solo) with a TFL, 2 QBH and 2 passes defended vs. Cleveland (10/29) at Twickenham Stadium in London, England.
- Recorded a career-high 4 QBH at Detroit (11/23) on Thanksgiving Day while also tallying 3 tackles (1 solo).
- Led the team with 11 solo tackles at Atlanta (12/3).
- Totaled 10 tackles (6 solo) at Carolina (12/10) for his 7th double-digit tackle game of season.
- Led the team with 6 tackles and his 2nd career INT which he returned 31 yards for his 2nd career INT TD vs. Cincinnati (12/17) to clinch the NFC North for the 2nd time in 3 seasons.
- Made 8 tackles (5 solo) and a PD at Green Bay (12/23) as the Vikings shutout the Packers at Lambeau for the 1st time ever.
- Had a team-high 10 tackles (7 solo) and 2 QBH in the Vikings Divisional Round win vs. New Orleans (1/14/18).
- Had 6 tackles 2 PD at Philadelphia (1/21/18) in NFC Championship Game.

2016: MINNESOTA VIKINGS

- Totaled a career-high 126 tackles (86 solo) - including 49 in the final 4 games of the season - 10 TFL, 2.5 sacks, 4 QBHs, 1 FF, 1 FR, 1 INT and 11 PD.
- Became the 2nd Viking and 1st LB in team history to record at least 10 TFL and 10 PD in the same season.
- Scored his 1st-career TD, returning an INT 77 yards, to give the Vikings its 1st lead of the day in the season opener at Tennessee (9/11). Also posted 7 tackles, including 1 TFL, against the Titans en route to winning NFC Defensive Player of the Week.
- Inactive (concussion) vs. Detroit (11/6).
- Tabbed 1 tackle and 1 PD before leaving the game with a hip

injury in the 1st quarter at Washington (11/13).

- Talled 8 tackles and recovered a WR Lucky Whitehead fumble forced by DE Everson Griffen vs. Dallas (12/1).
- Had team-high 11 tackles, 1 TFL and 1 PD at Jacksonville (12/11).
- Led Minnesota's LBs with 12 tackles, reaching the 100-tackle mark for the 2nd time in his career, vs. Indianapolis (12/18).
- Registered career highs in tackles (13, tied), sacks (2.5) and TFL (4), adding 3 QBHs, at Green Bay (12/24). Tied for 2nd among LBs in team history with his 2.5 sacks against the Packers.
- Matched a career high with 13 tackles (8 solo), adding 1 TFL and 1 QBH, vs. Chicago (1/1/17).

2015: MINNESOTA VIKINGS

- Stepped into starting role early in rookie campaign and went on to lead team in tackles with 105, the 2nd time in team history a rookie led the team in stops (Rip Hawkins, 1961).
- Honored with spot on the PFWA/PFW All-Rookie Team.
- Selected as NFC Defensive Rookie of the Month for October 2015 when he had 25 tackles and 4 sacks in a 3-game span.
- Tied for 2nd in Vikings history with 4.0 sacks by a rookie LB and ranks tied for 4th in club history for starts by a rookie LB.
- Took over starting duties at MLB at Denver (10/4) and notched 1st career sack when he hauled down future Hall of Famer Peyton Manning.
- Had season-high 2.0 sacks at Detroit.
- Notched season-best 13 tackles vs. Kansas City (10/18).
- Missed 2 games, vs. St. Louis (11/8) and at Oakland (11/15) with injury.
- Had 3-game streak with a sack - at Denver, vs. Kansas City and at Detroit.
- Part of rookie group that tied a team record by starting 6 players in a game when Kendrick Johnson, T.T.J. Clemmings, WR Stefan Diggs, LB Edmond Robinson, CB Trae Waynes and S Anthony Harris in the starting lineup at Arizona (12/10).

COLLEGE

- All-time leading tackler in UCLA history with 481 tackles and started 42 career games for the Bruins.
- Became UCLA's 1st Butkus Award winner in 2014.
- Won the Lott IMPACT Trophy, the 2nd straight season a Bruin won that award (Anthony Barr, 2013).
- Earned All-America as a senior.
- Led UCLA in tackles each season from 2012-14.
- Presented at team banquet with Best Leadership Award, Heart Award and Most Valuable Player Award.
- Co-Captain in 2013, earning honorable mention all-conference and all-academic team.
- Started all 14 games as a sophomore and earned honorable mention All-Pac-12 and academic all-conference as sophomore.
- Started 3 of his 14 contests as a freshman, 2nd on the team in tackles (76), earning the Bruins Rookie of the Year award.
- Redshirt in 2010 and UCLA's Preparing Scout Team Player.

PREP

- 3-year letter winner at Herbert Hoover HS in Fresno, CA.
- Saw action at LB, QB, RB, K and P.
- Served as team captain during his junior and senior seasons.
- Notched 117 tackles scored 14 TDs on offense as a senior.
- Standout in basketball and baseball.
- Team captain and 1st-Team All-League in 2009 in basketball.

KENDRICKS' NFL TOTALS

Year	GP/GS	Solo	Asst.	Total	Sacks	INTs	PBU	TFL	QBH	FF/FR
2015 (Min)	14/11	80	25	105	4.0	0	2	11	9	0/0
Playoffs	1/1	4	4	8	0.0	0	2	0	0	0/0
2016 (Min)	15/14	86	40	126	2.5	1	11	10	4	1/1
2017 (Min)	16/16	87	49	136	1.0	1	8	9	13	0/0
Playoffs	2/2	13	3	16	0.0	0	4	0	2	0/0
2018 (Min)	14/14	79	43	121	1.0	2	7	5	5	1/1
2019 (Min)	15/15	88	42	130	0.5	0	12	4	4	2/2
Playoffs	2/2	5	8	13	0.0	1	2	0.0	0	0/0
2020 (Min)	11/11	69	38	107	0.0	3	6	4	1	0/0
Totals	85/81	483	230	713	9.0	7	46	43	36	4/4
Playoffs	5/5	22	15	37	0.0	1	6	0	2	0/0

SINGLE-GAME CAREER HIGHS (* - playoffs)

Tackles18..... at New England, 12/2/18	Long INT Return 77t..... at Tennessee, 9/11/16
Solo Tackles12..... at Chicago, 11/18/18	Forced Fumble1..... 4x, last at LA Chargers, 12/15/19
Sacks 2.5..... at Green Bay, 12/24/16	Fumble Recovery 2..... vs. Green Bay, 12/23/19
Passes Defensed 2..... 9x, last vs. Dallas, 11/22/20	QB Hurries 4..... 2x, last at Detroit, 11/23/17
Tackles for Loss 4.0..... 2x, last vs. Baltimore, 10/22/17	INT Return TD1..... 2x, last vs. Cincinnati, 12/17/17
Interception1..... 7x, last vs. Carolina, 11/29/20	

KENDRICKS' INTERCEPTIONS (*playoffs)

GAME	QB	INT (YDS)
@ Tennessee, 9/11/16.....	Marcus Mariota	1 (77t)
vs. Cincinnati, 12/17/17	Andy Dalton	1 (31t)
at New England, 12/2/18 ..	Tom Brady	1 (0)
at Seattle, 12/10/18	Russell Wilson	1 (3)
at San Francisco, 1/11/19* ..	Jimmy Garoppolo	1 (4)
vs. Detroit, 11/8/20	Matthew Stafford	1 (TB)
vs. Dallas, 11/22/20	Andy Dalton	1(0)
vs. Carolina, 11/29/20	Teddy Bridgewater	1(0)

KENDRICKS' SACKS

GAME	QB	SACK
@ Denver, 10/4/15	Peyton Manning	1.0
vs. Kansas City, 10/18/15	Alex Smith	1.0
@ Detroit, 10/25/15	Matthew Stafford	2.0
@ Green Bay, 12/24/16	Aaron Rodgers	2.5
vs. Detroit, 10/1/17	Matthew Stafford	1.0
vs. Miami, 12/16/18	Ryan Tannehill	1.0
vs. Philadelphia, 10/13/19 ..	Carson Wentz	0.5
Total		9.0

KENDRICKS' TOUCHDOWNS

GAME	PLAY
@ Tennessee, 9/11/16	77 INT
vs. Cincinnati, 12/17/17	31 INT

KENDRICKS' CAREER GAME-BY-GAME (*starts)

2015	MIN	U	A	T	TFL	SK	QH	FF	FR	INT	PD
9/14	@ SF	1	0	1	0	0.0	0	0	0	0	0
9/20	DET	3	2	5	0	0.0	0	0	0	0	0
9/27	SD	8	1	9	0	0.0	0	0	0	0	0
10/4	@ DEN*	4	1	5	1	1.0	1	0	0	0	0
10/18	KC*	11	2	13	1	1.0	1	0	0	0	2
10/25	@ DET*	6	1	7	3	2.0	4	0	0	0	0
11/1	@ CHI*	9	1	10	1	0.0	0	0	0	0	0
11/8	ST	INACTIVE									
11/15	@ OAK	INACTIVE									
11/22	GB*	5	3	8	1	0.0	0	0	0	0	0
11/29	@ ATL*	5	2	7	1	0.0	0	0	0	0	0
12/6	SEA*	3	4	7	0	0.0	1	0	0	0	0
12/10	@ AZ*	7	3	10	0	0.0	0	0	0	0	0
12/20	CHI*	6	1	7	0	0.0	0	0	0	0	0
12/27	NYG*	5	2	7	0	0.0	0	0	0	0	0
1/3/16	@ GB*	7	2	9	3	0.0	2	0	0	0	0
GP/GS: 14/11		80	25	105	11	4.0	9	0	0	0	2

2015 PLAYOFFS

1/10/16SEA*	4	4	8	0	0.0	0	0	0	0	0	2
-------------	---	---	---	---	-----	---	---	---	---	---	---

2016	MIN	U	A	T	TFL	SK	QH	FF	FR	INT	PD
9/11	@ TEN*	5	2	7	1	0.0	0	0	0	1	1
9/18	GB*	3	2	5	1	0.0	0	1	0	0	2
9/25	@ CAR*	7	5	12	0	0.0	0	0	0	0	1
10/3	NYG*	6	2	8	0	0.0	0	0	0	0	1
10/9	HOU*	5	0	5	0	0.0	0	0	0	0	2
10/23	@ PHI*	9	3	12	0	0.0	0	0	0	0	0
10/31	@ CHI*	7	2	9	0	0.0	0	0	0	0	0
11/6	DET	INACTIVE									
11/13	@ WAS*	0	1	1	0	0.0	0	0	0	0	1
11/20	ARI*	3	2	5	1	0.0	0	0	0	0	1
11/24	@ DET	4	1	5	1	0.0	0	0	0	0	0
12/1	DAL*	5	3	8	0	0.0	0	0	1	0	0
12/11	@ JAX*	9	2	11	1	0.0	0	0	0	0	1
12/18	IND*	7	5	12	0	0.0	0	0	0	0	0
12/24	@ GB*	8	5	13	4	2.5	3	0	0	0	1
1/1/17	CHI*	8	5	13	1	0.0	1	0	0	0	0
GP/GS: 15/14		86	40	126	10	2.5	4	1	1	1	11

2017	MIN	U	A	T	TFL	SK	QH	FF	FR	INT	PD
9/11	NO*	5	4	9	0	0.0	1	0	0	0	1
9/17	@ PIT*	6	7	13	0	0.0	0	0	0	0	0
9/24	TB*	2	2	4	0	0.0	0	0	0	0	1
10/1	DET*	5	4	9	2	1.0	2	0	0	0	0
10/9	@ CHI*	5	3	8	0	0.0	0	0	0	0	1
10/15	GB*	9	2	11	0	0.0	0	0	0	0	1
10/22	BAL*	11	2	13	4	0.0	0	0	0	0	0
10/29	@ CLE*	8	5	13	1	0.0	2	0	0	0	2
11/12	@ WAS	7	3	10	1	0.0	0	0	0	0	0
11/19	LAR*	1	3	4	0	0.0	2	0	0	0	0
11/23	@ DET*	1	2	3	0	0.0	4	0	0	0	0
12/3	@ ATL*	11	0	11	0	0.0	0	0	0	0	1
12/10	@ CAR*	6	4	10	0	0.0	2	0	0	0	0
12/17	CIN*	4	2	6	1	0.0	0	0	0	1	1
12/23	@ GB*	5	3	8	0	0.0	0	0	0	0	1
12/31	CHI*	1	3	4	1	0.0	0	0	0	0	0
GP/GS: 16/16		87	49	136	10	1.0	13	0	0	1	8

2017 Playoffs

1/14/18 NO*	7	3	10	0	0.0	2	0	0	0	0	2
1/21/18 @ PHI*	6	0	6	0	0.0	0	0	0	0	0	2
GP/GS: 2/2		13	3	16	0	0.0	2	0	0	0	4

2018	MIN	U	A	T	TFL	SK	QH	FF	FR	INT	PD
9/9	SF*	4	1	5	0	0.0	2	1	0	0	1
9/16	@ GB*	3	5	8	0	0.0	0	0	0	0	1
9/23	BUF*	7	2	9	1	0.0	0	0	0	0	0
9/27	@ LAR*	7	0	7	1	0.0	0	0	0	0	0
10/7	@ PHI*	4	4	8	0	0.0	0	0	1	0	0
10/14	ARI*	4	3	7	0	0.0	0	0	0	0	0
10/21	@ NYJ*	4	3	7	0	0.0	0	0	0	0	2
10/28	NO*	7	3	10	2	0.0	0	0	0	0	0
11/4	DET*	6	3	9	0	0.0	1	0	0	0	0
11/18	@ CHI*	12	2	14	0	0.0	1	0	0	0	0
11/25	GB*	2	5	7	0	0.0	0	0	0	0	0
12/2	@ NE*	11	7	18	0	0.0	0	0	0	1	1
12/10	@ SEA*	3	4	7	0	0.0	0	0	0	1	1
12/16	MIA*	5	1	6	1	1.0	1	0	0	0	1
12/23	@ DET	INACTIVE									
12/30	CHI	INACTIVE									
GP/GS: 14/14		79	43	122	5	1.0	5	1	1	2	7

2019	MIN	U	A	T	TFL	SK	QH	FF	FR	INT	PD
9/8	ATL*	6	0	6	0	0.0	1	0	0	0	2
9/15	@ GB*	9	4	13	0	0.0	0	0	0	0	1
9/22	OAK*	6	4	10	0	0.0	0	0	0	0	0
9/29	@ CHI*	9	5	14	0	0.0	0	0	0	0	0
10/6	@ NYG*	5	2	7	1	0.0	1	0	0	0	2
10/13	PHI*	8	3	11	1	0.5	1	1	0	0	2
10/20	@ DET*	8	6	14	1	0.0	1	0	0	0	2
10/24	WAS*	7	2	9	0	0.0	0	0	0	0	1
11/3	@ KC*	5	2	7	0	0.0	0	0	0	0	0
11/10	@ DAL*	2	4	6	0	0.0	0	0	0	0	1
11/17	DEN*	3	3	6	0	0.0	0	0	0	0	1
12/2	@ SEA*	5	6	11	1	0.0	0	0	0	0	0
12/8	DET*	6	2	8	0	0.0	0	0	0	0	0
12/15	@ LAC*	7	1	8	0	0.0	0	1	0	0	0
12/23	GB*	0	0	0	0	0.0	0	0	2	0	0
12/29	CHI	INACTIVE									
GP/GS: 15/15		88	42	130	4	0.5	4	2	2	0	12

2019 Playoffs

1/5/20 @ NO*	1	4	5	0	0.0	0	0	0	0	0	0
1/11/20 @ SF*	4	4	8	0	0.0	0	0	0	0	1	2
GP/GS: 2/2		5	8	13	0	0.0	0	0	0	1	2

2020	MIN	U	A	T	TFL	SK	QH	FF	FR	INT	PD
9/13	GB*	7	4	11	1	0.0	0	0	0	0	0
9/20	@ IND*	11	1	12	1	0.0	0	0	0	0	0
9/27	TEN*	5	5	10	0	0.0	0	0	0	0	1
10/4	@ HOU*	7	5	12	0	0.0	0	0	0	0	1
10/11	@ SEA*	7	1	8	0	0.0	0	0	0	0	0
10/18	ATL*	11	2	13	0	0.0	1	0	0	0	0
11/1	@ GB*	8	4	12	0	0.0	0	0	0	0	0
11/8	DET*	3	3	6	0	0.0	0	0	0	1	1
11/16	@ CHI*	2	1	3	0	0.0	0	0	0	0	0
11/22	DAL*	2	6	8	0	0.0	0	0	0	1	2
11/29	CAR*	6	6	12	2	0.0	0	0	0	1	1
12/6	JAX	DID NOT PLAY									
12/13	@ TB	INACTIVE									
12/20	CHI	INACTIVE									
12/25	@ NO										
1/3/20	@ DET										
GP/GS: 11/11		69	38	107	4	0.0	1	0	0	3	6



48

BLAKE LYNCH

POSITION: Linebacker
HEIGHT/WEIGHT: 6-3/225
DOB: 2-14-97
HOMETOWN: Gilmer, TX

HIGH SCHOOL: Gilmer
COLLEGE: Baylor
ACQUIRED: UDFA 2020
NFL/VIKINGS SEASON: R

2020 GP/GS
2/0

Career GP/GS
2/0

Playoffs GP/GS
0/0

OFF THE FIELD

- Earned bachelor's degree in December 2018, playing final season at Baylor as a grad student.

PRO

- Signed with Minnesota as an undrafted free agent on April 27, 2020.
- Waived on September 5 during the final 53-man roster cut-down.
- Signed to the Vikings practice squad on September 6.
- Signed from the Vikings practice squad to the active roster on 12/16/20.

2020: MINNESOTA VIKINGS

- Standard elevation from practice squad to active roster on 12/12.
- Made his NFL debut at Tampa Bay (12/13/20).
- Signed from the practice squad to the active roster on 12/16/20.
- Recorded his first career tackle vs. Chicago (12/20).

COLLEGE

- Started at 5 different positions on both sides of the ball during his Baylor career, LB, S, CB, WR and RB, settling in at LB as a

senior in 2019 when he started 14 games at SLB.

- Named Honorable Mention All-Big 12 as a senior, capping season with 68 tackles, 4.5 sacks and 2 INTs.
- Helped 2019 Bears go 11-3, falling in Big 12 title game to Oklahoma in OT and advancing to Sugar Bowl, losing to Georgia. Baylor's 3 losses came to OU twice and Georgia.
- In 2018, started 10 games and played in all 13, opening 9 at SLB and 1 at S, notching 47 tackles, 1.5 sacks and 1 INT. Team went 7-6, winning Texas Bowl over Vanderbilt.
- Started 3 games at WR and 2 games at CB for the Bears, notching a 4-catch, 110-yard, 1 TD game at TCU as a starting WR. Ended season with 17 catches for 269 yards and a TD on offense and 15 tackles and 4 passes defended on defense.
- Made 2 starts at WR and 1 at RB while playing in 11 games as a redshirt freshman in 2016. Scored 1st career TD in debut game vs. Northwestern State on a 12-yard pass. In 1st start at RB vs. Kansas State, was 3-13 rushing and 6-63 receiving with a TD.

PREP

- Named to U.S. Army All-America team as a senior at Gilmer, TX High and the runner-up for Mr. Texas Football by Dave Campbell's Texas Football. Gilmer is a small East Texas town with a population around 5,000.
- Earned 2nd-Team All-State Class 4A All-State at WR as a senior and led Gilmer to a 16-0 mark and state championship, earning Offensive MVP of the 4A DII state title game, scoring

LYNCH'S NFL TOTALS

Year	GP/GS	Solo	Asst.	Total	Sacks	INTs	PBU	TFL	QBH	FF/FR	Special Teams
2020 (Min)	2/0	0	1	1	0.0	0	0	0	0	0/0	0
Totals	2/0	0	1	1	0.0	0	0	0	0	0/0	0

LYNCH'S CAREER GAME-BY-GAME (*starts)

2020	MIN	U	A	T	TFL	SK	QH	FF	FR	INT	PD
9/13	GB										
9/20	@ IND										
9/27	TEN										
10/4	@ HOU										
10/11	@ SEA										
10/18	ATL										
11/1	@ GB										
11/8	DET										
11/16	@ CHI										
11/22	DAL										
11/29	CAR										
12/6	JAX										
12/13	@ TB	0	0	0	0	0.0	0	0	0	0	0
12/20	CHI	0	1	1	0	0.0	0	0	0	0	0
12/25	@ NO										
1/3/20	@ DET										
GP/GS: 2/0		0	1	1	0	0.0	0	0	0	0	0



92

JAMES LYNCH

POSITION: Defensive Tackle
HEIGHT/WEIGHT: 6-4/289
DOB: 1-20-99
HOMETOWN: Round Rock, TX

HIGH SCHOOL: Round Rock
COLLEGE: Baylor
ACQUIRED: D4b (#130) 2020
NFL/VIKINGS SEASON: R

2020 GP/GS
7/0

Career GP/GS
7/0

Playoff GP/GS
0/0

- 2019 1st-Team All-American (Walter Camp, USA Today, The Athletic) and Big 12 Defensive Player of the Year after setting a Baylor single-season record with 13.5 sacks.
- Helped resurgence of Baylor program that improved from 1-11 campaign in 2017 to a bowl win over Vanderbilt in 2018 and peaked with an 11-3 season in 2019, including an OT loss in Big 12 title game against Oklahoma and Sugar Bowl loss to Georgia.

OFF THE FIELD

- Father, Tim, played LB at the University of Nebraska. Brother, Dustin, played at Texas State.
- Middle name is Husker, in honor of his dad's career there.
- Partnered with Uplifting Athletes during the 2020 NFL Combine to raise money for the rare disease community.

PRO

- Drafted by Minnesota in the 4th Round (#130) of the 2020 NFL Draft with a pick acquired in a trade with New Orleans.
- The 5th Vikings player drafted from Baylor and the 1st since LB Ray Berry in 1987 and a pair of RBs, Alfred Anderson and Allen Rice, in 1984.

2020: MINNESOTA VIKINGS

- Inactive Weeks 1-4.
- Sacked Seattle QB Russell Wilson for a loss of eight yards in his NFL debut at Seattle in Week 5, also recording a quarterback hurry in the outing (10/11).
- Had one tackle vs. Dallas (11/22) and at Tampa Bay (12/13).

COLLEGE

- Set a Baylor record and finished 5th in the FBS with 13.5 sacks as a junior in 2019. Added 19.5 TFL (3rd most in Baylor history).
- Played for Matt Rhule at Baylor, the current head coach of the Carolina Panthers, who play at the Vikings on 11/29/20.
- 2019 honors included 1st-Team All-American, 1st-Team All-Big 12, Big 12 Defensive Player of the Year and Texas College Player of the Year (DCTF).
- Finished Baylor career with 27 starts in 38 games, had 33.5 career TFL, 22.0 sacks (Baylor record) and 3 blocked kicks.
- Helped lead Baylor to a 11-3 record and a berth in the Allstate Sugar Bowl in 2019.
- Led Baylor with 5.5 sacks and 9 TFL as a sophomore in 2018, earning 2nd-Team All-Big 12 honors.
- Played in 11 games as a true freshman in 2017 as a reserve DL and led all Big 12 freshman with 3.0 sacks on the season.

PREP

- A 3-time All-District choice at Round Rock (Texas) High as a DL and TE. Round Rock is near Austin.
- Racked up 46 tackles, 14 TFL, 8.0 sacks, 3 PBU, 3 FR and 1 FF as a senior in 2016.
- Earned District Defensive Lineman of the Year and 2nd-Team All-Central Texas as a junior in 2015.

LYNCH'S NFL TOTALS

Year	GP/GS	Solo	Asst.	Total	Sacks	INTs	PBU	TFL	QBH	FF/FR	Special Teams
2020 (Min)	7/0	2	1	3	1.0	0	0	1	1	0/0	0
Totals	6/0	2	1	3	1.0	0	0	1	1	0/0	0

LYNCH'S CAREER GAME-BY-GAME (*starts)

2020	MIN	U	A	T	TFL	SK	QH	FF	FR	INT	PD
9/13	GB	INACTIVE									
9/20	@ IND	INACTIVE									
9/27	TEN	INACTIVE									
10/4	@ HOU	INACTIVE									
10/11	@ SEA	1	0	1	1	1.0	1	0	0	0	0
10/18	ATL	0	0	0	0	0.0	0	0	0	0	0
11/1	@ GB	0	0	0	0	0.0	0	0	0	0	0
11/8	DET	INACTIVE									
11/16	@ CHI	INACTIVE									
11/22	DAL	1	0	1	0	0.0	0	0	0	0	0
11/29	CAR	0	0	0	0	0.0	0	0	0	0	0
12/6	JAX	DID NOT PLAY									
12/13	@ TB	0	1	1	0	0.0	0	0	0	0	0
12/20	CHI	0	0	0	0	0.0	0	0	0	0	0
12/25	@ NO										
1/3/20	@ DET										
GP/GS: 7/0	2	1	3	1	1.0	1	0	0	0	0	0

LYNCH'S SACKS

GAME	QB	SACK
at Seattle, 10/11/20	Russell Wilson	1.0
Total		1.0



39

DYLAN MABIN

POSITION: Cornerback
HEIGHT/WEIGHT: 6-1/195
DOB: 9-14-97
HOMETOWN: Macedonia, OH

COLLEGE: Fordham
ACQUIRED: PS (Las Vegas) 2020
NFL SEASON: 2
VIKINGS SEASON: 1

2020 GP/GS

2/0 (MIN-1/0, LV-1/0)

Career GP/GS

2/0 (MIN- 1/0, LV-1/0)

Playoffs GP/GS

0/0

- Made Vikings debut on special teams at Chicago (11/16/20) on Monday Night Football.
- Signed by Vikings off Las Vegas practice squad in week leading to game vs. Detroit (11/8/20).
- Spent most of rookie season on Raiders practice squad.
- Saw time in 1 game for Las Vegas in 2020.

OFF THE FIELD

- Majored in political science at Fordham.
- Named to Patriot League Academic Honor Roll as a senior.

PRO

- Joined Vikings roster off Raiders practice squad on 11/6/20.
- Played in 1 game with Raiders in 2020 on special teams.
- Originally signed with Raiders as a rookie free agent in 2019.

2020: LAS VEGAS RAIDERS/MINNESOTA VIKINGS

- Made Vikings debut at Chicago (11/18/20), a win on Monday Night Football.
- Was inactive for 1st game as a Viking vs. Detroit (11/8), vs. Dallas (11/22), vs. Carolina (11/29), vs. Jacksonville (12/6), at Tampa Bay (12/13), vs. Chicago (12/20).
- Signed off Raiders practice squad to Vikings roster on 11/6/20.
- Played in 1st career game vs. Tampa Bay (10/25) on special teams units for Las Vegas.

- Moved from Raiders practice squad to 53-man roster on 10/24 and reverted to practice squad on 10/26.
- Spent training camp with Raiders and joined practice squad following roster cuts.
- Was on Raiders practice squad the opening 5 weeks of the season, played vs. Tampa Bay (10/25) and back on practice squad for game vs. Cleveland (11/1).

2019: OAKLAND RAIDERS

- Spent most of rookie season on Raiders practice squad, ending season on practice squad/injured list.
- Went through training camp and preseason with Oakland.
- Signed as a rookie free agent in May 2019.

COLLEGE

- Played in 42 games with 31 starts at Fordham and earned team MVP honors as a junior.
- Named 1st-Team All-Patriot League in 2017 and 2018.
- Had 149 tackles, 6.5 TFL, 1 INT, 40 PBU and 2 FFs in career.
- As a junior, had 19 PBU to rank 2nd in conference and 3rd in NCAA for the season.
- Started 9 games as a senior and 11 as a sophomore and junior.

PREP

- Standout at Nordonia HS in Macedonia, Ohio.
- Named to Akron Touchdown Club All-Star team.
- Team captain on state runner-up in Division II class.
- A 1st-Team All-Suburban League WR and DB as a senior.

MABIN'S NFL TOTALS

Year	GP/GS	Solo	Asst.	Total	Sacks	INTs	PBU	TFL	QBH	FF/FR	Special Teams
2019 (Oak)	PS										
2020 (LV)	1/0	0	0	0	0.0	0	0	0	0	0/0	0
(MIN)	1/0	0	0	0	0.0	0	0	0	0	0/0	0
Total	2/0	0	0	0	0.0	0	0	0	0	0/0	0

2020	LV/MIN	U	A	T	TFL	SK	QH	FF	FR	INT	PD
9/13	@ CAR				PRACTICE SQUAD-LV						
9/21	NO				PRACTICE SQUAD-LV						
9/27	@ NE				PRACTICE SQUAD-LV						
10/4	BUF				PRACTICE SQUAD-LV						
10/11	@ KC				PRACTICE SQUAD-LV						
10/25	TB	0	0	0	0	0.0	0	0	0	0	0
11/1	@ CLE				PRACTICE SQUAD-LV						
					Signed by Minnesota 11/6						
11/8	DET				INACTIVE-MIN						
11/16	@ CHI	0	0	0	0	0.0	0	0	0	0	0
11/22	DAL				INACTIVE						
11/29	CAR				INACTIVE						
12/6	JAX				INACTIVE						
12/13	@ TB				INACTIVE						
12/20	CHI				INACTIVE						
12/25	@ NO										
1/3	@ DET										
GP/GS: 2/0		0	0	0	0	0.0	0	0	0	0	0



4

SEAN MANNION

POSITION: Quarterback
HEIGHT/WEIGHT: 6-6/230
DOB: 4-25-92
HOMETOWN: Pleasanton, CA

COLLEGE: Oregon State
ACQUIRED: FA 2019
NFL SEASON: 6
VIKINGS SEASON: 2

2020 GP/GS

0/0

Career GP/GS

13/2 (3/1 - MIN, 10/1 - LAR)

Playoffs GP/GS

0/0

- Made his 1st start as a Viking vs. Chicago in 2019 Week 17.
- Member of the Super Bowl LIII 2018 LA Rams team.
- His 13,600 career passing yards at OSU is the 2nd-highest total in Pac-12 history, trailing only Luke Falk of Washington State.

OFF THE FIELD

- Married to Megan Mannion.
- Father, John, has been the head football coach at Silverton (Ore.) High School since 2010.
- Graduated in December 2014 with a degree in liberal studies.

PRO

- Drafted 89th overall (3rd round) in 2015 by the St. Louis Rams.
- Played in 10 games with 1 start in 4 seasons with the Rams.
- Re-signed with Minnesota on 3/19/20.

2020: MINNESOTA VIKINGS

- Did not play in the opening 14 games of the season.

2019: MINNESOTA VIKINGS

- Appeared in 3 games in 2019 with 1 start, serving as Kirk Cousins' backup, opening season-finale vs. Chicago (12/29) when many starters sat out. Went 12/21 for 126 yards in the loss.
- Appeared vs. Oakland (9/22), kneeling twice to end the game.
- Kneled 3 times to end the game at the LA Chargers (12/15).
- Active but did not play in the Divisional game at San Francisco (1/11/20) and the Wild Card win at New Orleans (1/5/20).

2018: LOS ANGELES RAMS

- Backed up starting QB Jared Goff through 2018 regular season and postseason.
- Active for all 19 games, regular season through Super Bowl LIII.
- Played vs. San Francisco (12/30) and completed 2-of-3 passes for 23 yards for an 89.6 passer rating.

2017: LOS ANGELES RAMS

- Played in 5 games with 1 start, going 22/37 passes for 185 yards.
- Active for all 17 contests throughout regular and postseason.
- Entered game in the 4th quarter and completed a 12-yard pass to TE Derek Carrier vs. Indianapolis (9/10/17).
- Had 1 pass for 4 yards ran for 3 yards at Seattle (12/17/17).
- Made his 1st career start vs. San Francisco (12/31/17) and completed 20 of 34 passes for 169 yards, 0 INTs.

2016: LOS ANGELES RAMS

- Saw action in 1 contest on the season, completing 3-of-6 passes for 19 yards vs. Arizona (1/1/16).
- Inactive for 13 games.

2015: ST. LOUIS RAMS

- Completed 6 passes in NFL debut at Cincinnati (11/29/15).
- Inactive for 15 games on the season.

COLLEGE

- Made 43 starts at Oregon State, completing 1,187-of-1,838 passes (64.6%) for 13,600 yards and 83 TDs.
- His 13,600 career passing yards set a Pac-12 record.
- Set OSU program records for career passing TDs (83) and completion percentage (64.6).
- Two-time Honorable Mention All-Pac 12 (2013, 2014).
- Had 3,164 passing yards as a senior, 10th in OSU history.
- In 2013, tied for 4th in the nation for passing TDs (37) and was 2nd in the nation with 4,662 yards, a Pac-12 record. Set OSU season records with 400 completions and 603 attempts.

PREP

- Three-year football starter at Foothill High School, finishing as the program's career passing leader.
- Rivals 14th-best pro style QB in the nation.
- Threw for 3,521 yards and 27 TDs as a senior.
- Set a Northern California prep record with 581 yard/5 TD game.
- Earned 2 letters in baseball team and 1 in basketball.

MANNION'S NFL TOTALS

Year	GP/GS	PASSING								RUSHING			
		Att	Comp	Pct	Yds	TD	INT	Lg	Sk/Yds	Rtg	Rush	Yds	TD
2015 (STL)	1/0	7	6	85.7	31	0	0	11	0/0	85.1	0	0	0
2016 (LAR)	1/0	6	3	50.0	19	0	1	9	0/0	17.4	1	-1	0
2017 (LAR)	5/1	37	22	59.5	185	0	0	50	3/20	72.5	9	-2	0
Playoffs	0/0	0	0	0.0	0	0	0	0	0/0	0.0	0	0	0
2018 (LAR)	3/0	3	2	66.6	23	0	0	18	0/0	89.6	7	-9	0
Playoffs	0/0	0	0	0.0	0	0	0	0	0/0	0.0	0	0	0
2019 (MIN)	3/1	21	12	57.1	126	0	2	35	0/0	35.1	6	-5	0
Playoffs	0/0	0	0	0.0	0	0	0	0	0/0	0.0	0	0	0
2020 (MIN)	0/0												
Total	13/2	74	45	60.8	384	0	3	50	3/20	57.5	23	-17	0
Playoffs	0/0	0	0	0.0	0	0	0	0	0/0	0	0	0	0

SINGLE-GAME CAREER HIGHS (* - playoffs)

Attempts..... 34..... vs. San Francisco, 12/31/17
Completions..... 20..... vs. San Francisco, 12/31/17
Passing Yards..... 169..... vs. San Francisco, 12/31/17

Long Pass..... 50..... vs. San Francisco, 12/31/17
Interceptions..... 2..... vs. Chicago, 12/29/19
Passer Rtg. (min. 20)..... 58.8..... vs. San Francisco, 12/31/17

MANNION'S CAREER GAME-BY-GAME (*starts; scores for games started only)

2015	STL	Att.	Comp.	Yds.	Pct.	TD.	INT.	Lg.	Sk/Yds.	Rating	Rush	Yds	TD	Score
9/13	SEA	INACTIVE												
9/20	@ WAS	INACTIVE												
9/27	PIT	INACTIVE												
10/4	@ ARI	INACTIVE												
10/11	@ GB	INACTIVE												
10/25	CLE	INACTIVE												
11/1	SF	INACTIVE												
11/8	@ MIN	INACTIVE												
11/15	CHI	INACTIVE												
11/22	@ BAL	INACTIVE												
11/29	@ CIN	7	6	31	85.7	0	0	11	0/0	85.1	0	0	0	
12/6	ARI	INACTIVE												
12/13	DET	INACTIVE												
12/17	TB	INACTIVE												
12/27	@ SEA	INACTIVE												
1/3/16	@ SF	INACTIVE												
GP/GS: 1/0		7	6	31	85.7	0	0	11	0/0	85.1	0	0	0	
2016	LAR	Att.	Comp.	Yds.	Pct.	TD.	INT.	Lg.	Sk/Yds.	Rating	Rush	Yds	TD	Score
9/12	@ SF	DID NOT PLAY												
9/18	SEA	INACTIVE												
9/25	@ TB	INACTIVE												
10/2	@ ARI	INACTIVE												
10/9	BUF	INACTIVE												
10/16	@ DET	INACTIVE												
10/23	NYG	INACTIVE												
11/6	CAR	INACTIVE												
11/13	@ NYJ	INACTIVE												
11/20	MIA	INACTIVE												
11/27	@ NO	INACTIVE												
12/4	@ NE	INACTIVE												
12/11	ATL	INACTIVE												
12/15	@ SEA	INACTIVE												
12/24	SF	DID NOT PLAY												
1/1/17	ARI	6	3	19	50.0	0	1	9	0/0	17.4	1	-1	0	
GP/GS: 1/0		6	3	19	50.0	0	1	9	0/0	17.4	1	-1	0	
2017	LAR	Att.	Comp.	Yds.	Pct.	TD.	INT.	Lg.	Sk/Yds.	Rating	Rush	Yds	TD	Score
9/10	IND	1	1	12	100.0	0	0	12	0/0	116.7	3	-7	0	
9/17	WAS	DID NOT PLAY												
9/21	@ SF	DID NOT PLAY												
10/1	@ DAL	DID NOT PLAY												
10/8	SEA	DID NOT PLAY												
10/15	@ JAX	DID NOT PLAY												
10/22	ARI	0	0	0	0.0	0	0	0	0/0	0.0	1	-1	0	
11/5	@ NYG	0	0	0	0.0	0	0	0	0/0	0.0	1	-1	0	
11/12	HOU	DID NOT PLAY												
11/19	@ MIN	DID NOT PLAY												
11/26	NO	DID NOT PLAY												
12/3	@ ARI	DID NOT PLAY												
12/10	PHI	DID NOT PLAY												
12/17	@ SEA	2	1	4	50.0	0	0	4	0/0	56.3	2	3	0	
12/24	@ TEN	DID NOT PLAY												
12/31	SF*	34	20	169	58.8	0	0	50	3/20	71.8	2	4	0	L 13-34
GP/GS: 5/1		37	22	185	59.5	0	0	50	3/20	72.5	9	-2	0	
2017 PLAYOFFS														
1/6/18	ATL	DID NOT PLAY												

2018	LAR	Att.	Comp.	Yds.	Pct.	TD.	INT.	Lg.	Sk/Yds.	Rating	Rush	Yds	TD	Score
9/10	@ OAK	DID NOT PLAY												
9/16	ARI	DID NOT PLAY												
9/23	LAC	DID NOT PLAY												
9/27	MIN	DID NOT PLAY												
10/7	@ SEA	DID NOT PLAY												
10/14	@ DEN	DID NOT PLAY												
10/21	@ SF	0	0	0	0.0	0	0	0	0/0	0.0	3	1	0	
10/28	GB	DID NOT PLAY												
11/4	@ NO	DID NOT PLAY												
11/11	SEA	DID NOT PLAY												
11/19	KC	DID NOT PLAY												
12/2	@ DET	DID NOT PLAY												
12/9	@ CHI	DID NOT PLAY												
12/16	PHI	DID NOT PLAY												
12/23	@ ARI	0	0	0	0.0	0	0	0	0/0	0.0	2	-2	0	
12/30	SF	3	2	23	66.6	0	0	18	0/0	89.6	2	-8	0	
GP/GS: 3/0		3	2	23	66.6	0	0	18	0/0	89.6	7	-9	0	
2018 PLAYOFFS														
1/12/19	DAL	DID NOT PLAY												
1/20/19	@ NO	DID NOT PLAY												
2/3/19	NE	DID NOT PLAY												
GP/GS: 0/0		0	0	0	0.0	0	0	0	0/0	0.0	0	0	0	
2019														
2019	MIN	Att.	Comp.	Yds.	Pct.	TD.	INT.	Lg.	Sk/Yds.	Rating	Rush	Yds	TD	Score
9/8	ATL	DID NOT PLAY												
9/15	@ GB	DID NOT PLAY												
9/22	OAK	0	0	0	0.0	0	0	0	0/0	0.0	2	-2	0	
9/29	@ CHI	DID NOT PLAY												
10/6	@ NYG	DID NOT PLAY												
10/13	PHI	DID NOT PLAY												
10/20	@ DET	DID NOT PLAY												
10/24	WAS	DID NOT PLAY												
11/3	@ KC	DID NOT PLAY												
11/10	@ DAL	DID NOT PLAY												
11/17	DEN	DID NOT PLAY												
12/2	@ SEA	DID NOT PLAY												
12/8	DET	DID NOT PLAY												
12/15	@ LAC	0	0	0	0.0	0	0	0	0/0	0.0	3	-3	0	
12/23	GB	DID NOT PLAY												
12/29	CHI*	21	12	126	57.1	0	2	35	0/0	35.1	1	0	0	L 19-21
GP/GS: 3/1		21	12	126	57.1	0	2	35	0/0	35.1	6	-5	0	
2019 PLAYOFFS														
1/5/20	@ NO	DID NOT PLAY												
1/11/20	@ SF	DID NOT PLAY												
GP/GS: 0/0		0	0	0	0.0	0	0	0	0/0	0.0	0	0	0	
2020														
2020	MIN	Att.	Comp.	Yds.	Pct.	TD.	INT.	Lg.	Sk/Yds.	Rating	Rush	Yds	TD	Score
9/13	GB	DID NOT PLAY												
9/20	@ IND	DID NOT PLAY												
9/27	TEN	DID NOT PLAY												
10/4	@ HOU	DID NOT PLAY												
10/11	@ SEA	DID NOT PLAY												
10/18	ATL	DID NOT PLAY												
11/1	@ GB	DID NOT PLAY												
11/8	DET	DID NOT PLAY												
11/16	@ CHI	DID NOT PLAY												
11/22	DAL	DID NOT PLAY												
11/29	CAR	DID NOT PLAY												
12/6	JAX	DID NOT PLAY												
12/13	@ TB	DID NOT PLAY												
12/20	CHI	DID NOT PLAY												
12/25	@ NO													
1/3	@ DET													
GP/GS:														



51

HERCULES MATA'AFA

POSITION: Defensive Tackle
HEIGHT/WEIGHT: 6-2/254
DOB: 9-18-95
HOMETOWN: Lahaina, HI

COLLEGE: Washington State
ACQUIRED: UDFA 2018
NFL SEASON: 3
VIKINGS SEASON: 3

2020 GP/GS
11/0

Career GP/GS
17/0

Playoffs GP/GS
0/0

- Saw 1st career game action in 2019, notching 2 tackles, 1 TFL, 3 QB Hurries and a FR in the opening 2 games of the season.
- Named the 2017 AP Pac-12 Defensive Player of the Year after leading the conference in sacks (9.5) and TFL (21.5).
- Part of AP All-Pac 12 defensive unit in 2017 that included future Vikings teammates Troy Dye (1st-Team LB) and Cameron Smith (2nd-Team LB).

OFF THE FIELD

- One of 7 kids.
- Sister Gina-Bella is a water polo player at Durham University in the UK and younger sister Lalelei is a NFL Punt, Pass and Kick national champion.

PRO

- Signed with Minnesota as an undrafted free agent on 4/30/18.
- Placed on Injured Reserve on 6/20/18 after sustaining an injury in offseason workouts.

2020: MINNESOTA VIKINGS

- Had career-high 6 tackles vs. Chicago (12/20).
- Shared a sack of Mike Glennon with Harrison Smith vs. Jacksonville (12/6).
- Shared a sack of Nick Foles with Eric Wilson at Chicago (11/16) on Monday Night Football.
- Shared a sack of Matthew Stafford vs. Detroit (11/8) with Shamar Stephen on a 3rd-down play in Vikings win, his 1st career NFL sack.
- Played extensively at Green Bay (11/1) in win at Lambeau, posting 2 tackles after being elevated from practice squad for the game.
- Played in season opener vs. Green Bay (9/13), vs. Tennessee (9/27) and at Houston (10/4) as part of Vikings defensive line rotation.

- Inactive at Seattle (10/11).
- Released leading up to game vs. Atlanta (10/18) and re-signed to Vikings practice squad.

2019: MINNESOTA VIKINGS

- Appeared in 6 games during the 2019 campaign.
- Made his NFL debut vs. Atlanta (9/8) in season opener.
- Notched his 1st career FR and TFL at Green Bay (9/15).

2018: MINNESOTA VIKINGS

- Placed on IR after sustaining an injury in offseason workouts.

COLLEGE

- A 3-time All-PAC-12 choice, earning 1st-Team honors as a junior in 2017, 2nd-Team as a sophomore, and honorable mention as a freshman.
- Named 2017 AP Pac-12 Defensive Player of the Year after leading the conference in sacks (9.5) and TFL (21.5).
- Declared for the NFL after his junior season with the Cougars.
- Set a Washington State single-season record with 22.5 TFL.
- Appeared in 39 games, making 25 starts. Finished his career with 123 tackles, 47 tackles for loss - 2nd in WSU history, and 22.5 sacks, good for 4th in school history.
- Named to *USA TODAY's* Sports Freshman All-America 1st Team after leading WSU in sacks and ranking 4th in the Pac-12.

PREP

- Attended Lahainaluna High School in Hawaii.
- Rated the #4 overall prospect coming out of Hawaii.
- He was a state finalist as a junior and senior in wrestling.



Hercules Mata'afa and Jaleel Johnson helped raise awareness about pet adoption during the 2019 season.

MATA/AFA'S NFL TOTALS

Year	GP/GS	Solo	Asst.	Total	Sacks	INTs	PBU	TFL	QBH	FF/FR	Special Teams
2018 (Min)	IR										
2019 (Min)	6/0	1	1	2	0.0	0	1	1	4	0/1	0
Playoffs	0/0	0	0	0	0.0	0	0	0	0	0/0	0
2020 (Min)	11/0	9	9	18	1.5	0	0	2	4	0/1	0
Total	17/0	10	10	20	1.5	0	1	3	8	0/1	0
Playoffs	0/0	0	0	0	0.0	0	0	0	0	0/0	0

SINGLE-GAME CAREER HIGHS (* - playoffs)

Total Tackles 6 vs. Chicago, 12/20/20

Tackles for Loss 1 at GB, 9/15/19; at Chi, 11/16/20

Sack 0.5 3x, last vs. Jax., 12/6/20

QB Hurry 3 vs. Atlanta, 9/8/19

Fumble Recoveries 1 at Green Bay, 9/15/19

MATA/AFA'S CAREER GAME-BY-GAME (*starts)

2019	MIN	U	A	T	TFL	SK	QH	FF	FR	INT	PD
9/8	ATL	0	1	1	0	0.0	3	0	0	0	0
9/15	@ GB	1	0	1	1	0.0	0	0	1	0	0
9/22	OAK	0	0	0	0	0.0	0	0	0	0	0
9/29	@ CHI	INACTIVE									
10/6	@ NYG	INACTIVE									
10/13	PHI	0	0	0	0	0.0	0	0	0	0	0
10/20	@ DET	0	0	0	0	0.0	1	0	0	0	0
10/24	WAS	INACTIVE									
11/3	@ KC	INACTIVE									
11/10	@ DAL	DID NOT PLAY									
11/17	DEN	INACTIVE									
12/2	@ SEA	INACTIVE									
12/8	DET	INACTIVE									
12/15	@ LAC	INACTIVE									
12/23	GB	INACTIVE									
12/29	CHI	0	0	0	0	0.0	0	0	0	0	1
GP/GS: 6/0		1	1	2	1	0.0	4	0	1	0	1
2019 PLAYOFFS											
1/5/20	@ NO	INACTIVE									
1/11/20	@ SF	INACTIVE									
GP/GS: 0/0		0	0	0	0	0.0	0	0	0	0	0

2020	MIN	U	A	T	TFL	SK	QH	FF	FR	INT	PD
9/13	GB	1	0	1	0	0.0	0	0	0	0	0
9/20	@ IND	DID NOT PLAY									
9/27	TEN	0	0	0	0	0.0	0	0	0	0	0
10/4	@ HOU	0	0	0	0	0.0	0	0	0	0	0
10/11	@ SEA	INACTIVE									
10/18	ATL	PRACTICE SQUAD									
11/1	@ GB	2	0	2	0	0.0	0	0	0	0	0
11/8	DET	0	1	1	0	0.5	1	0	0	0	0
11/16	@ CHI	2	0	2	1	0.0	2	0	0	0	0
11/22	DAL	1	0	1	1	0.5	0	0	0	0	0
11/29	CAR	0	1	1	0	0.0	0	0	0	0	0
12/6	JAX	1	2	3	0	0.5	1	0	0	0	0
12/13	@ TB	0	1	1	0	0.0	0	0	0	0	0
12/20	CHI	2	4	6	0	0.0	0	0	0	0	0
12/25	@ NO										
1/3	@ DET										
GP/GS: 11/0		9	9	18	2	1.5	4	0	0	0	0

MATA/AFA'S SACKS

GAME	QB	SACK
vs. Detroit, 11/8/20	Matthew Stafford	0.5
at Chicago, 11/16/20	Nick Foles	0.5
vs. Jacksonville, 12/6/20	Mike Glennon	0.5
Total		1.5

VIKINGS 60TH SEASON SNAPSHOT

The 2020 season will mark the Minnesota Vikings 60th season on the field. The players who started it all on Sept. 17, 1961 were a mix of future stars and aging veterans who were embarking on a new adventure with the NFL's fledgling franchise. The team started veteran signal-caller George Shaw instead of rookie phenom Fran Tarkenton, a footnote in history to Tarkenton's Hall of Fame career. Tarkenton came off the bench late in the 1st quarter to spearhead the Vikings to a win over the same Chicago Bears club that posted a dominating 30-7 win only two weeks prior in a preseason bout played in Cedar Rapids, IA.

Tarkenton completed 17 of 23 passes for 250 yards and 4 touchdown passes. The Vikings opened the scoring with a Mike Mercer field goal before Tarkenton connected with Bob Schnelker from 14 yards out on the first touchdown pass of his career. Tarkenton went on to throw TDs to Jerry Reichow from 29 yards, Hugh McElhenny from a yard out and ran for a 3-yard touchdown himself on a quarterback keeper. He rounded out the day with a 2-yard touchdown pass to Dave Middleton as the upstart Vikings notched a 37-13 win.

VIKINGS STARTING LINEUP IN 1961 OPENER VS. CHICAGO

Offense

WR Dave Middleton, 6-1, 190, 7th Year, Auburn
 LT Grady Alderman, 6-3, 235, 2nd Year, Detroit
 LG Gerry Huth, 5-11, 228, 4th Year, Wake Forest
 C Bill Lapham, 6-3, 250, 2nd Year, Iowa
 RG Mike Rabold, 6-2, 240, 3rd Year, Indiana
 RT Frank Youso, 6-4, 260, 4th year, Minnesota
 TE Bob Schnelker, 6-4, 215, 9th Year, Bowling Green
 WR Dick Haley, 5-10, 195, 2nd Year, Pittsburgh
 QB George Shaw, 6-0, 185, 7th Year, Oregon
 HB Hugh McElhenny, 6-1, 190, 10th Year, Washington
 FB Mel Triplett, 6-1, 215, 7th Year, Toledo

Defense

DE Jim Marshall, 6-3, 230, 2nd Year, Ohio State
 DT Bill Bishop, 6-4, 250, 10th Year, North Texas State
 DT Ed Culpepper, 6-1, 255, 4th Year, Alabama
 DE Don Joyce, 6-3, 255, 11th Year, Tulane
 LB Dick Grecni, 6-1, 230, Rookie, Ohio
 LB Rip Hawkins, 6-3, 230, Rookie, North Carolina
 LB Clancy Osborne, 6-3, 217, 3rd Year, Arizona State
 CB Jack Morris, 6-0, 190, 4th Year, Oregon
 CB Dick Pesonen, 6-0, 190, 2nd Year, Minnesota-Duluth
 SS Rich Mostardi, 5-11, 188, 2nd Year, Kent State
 FS Charlie Sumner, 6-1, 195, 5th Year, William & Mary



25

ALEXANDER MATTISON

2020 GP/GS

12/1

Career GP/GS

25/1

Playoffs GP/GS

2/0

• 6th among NFL rookies with 462 rushing yards in 2019. His 4.62 rushing average ranked 3rd among qualifying rookies.

• Scored his 1st NFL TD vs. Oakland (9/22/19), a 10-yard rush.

• Named to the All-Mountain West 1st Team in 2018 and Honorable Mention in 2017, led MWC in rushing in 2018.

• Entered the NFL Draft following his junior season at Boise State, ranking 10th in Broncos history with 2,829 rushing yards.

OFF THE FIELD

• Majored in communication at Boise State.

• Has 2 older twin brothers, Lamarr and Darrell Jr.

• Father, Darrell, and grandfather, James Mattison, served in the Air Force and uncle, Lawrence Mattison, served in the Army.

• Participated in the Power to Change Movement.

• Was featured as a speaker at the Integrated New Families Opportunity graduation at Ecclesia Christian Center in 2015.

• Active in Make-A-Wish programs at Boise State.

• Teammates with Vikings OT Ezra Cleveland at Boise State, drafted in 2nd round of 2020.

PRO

• Drafted #102nd overall, the 39th pick in the 3rd round, in 2019.

• Pick #102 is the same as Kirk Cousins (Washington, 2012).

• The 1st Boise State Bronco to be drafted by the Vikings.

• The lone Bronco drafted in 2019, joins a list of recent RBs from the school selected that includes Jay Ajayi (2015, 5th round) and Doug Martin (2012, 1st round).

2020: MINNESOTA VIKINGS

• Returned to lineup vs. Chicago (12/20), catching a 14-yard pass and carrying once for 1 yard.

• Inactive vs. Jacksonville (12/6) and at Tampa Bay (12/13).

• Finished game vs. Detroit (11/8) with 69 yards on 12 carries in relief of Dalvin Cook who had rushed for 206 yards, giving the team 275 yards on the ground.

• Started 1st career game when Dalvin Cook was inactive with injury vs. Atlanta (10/18), finishing with 26 yards rushing and 4 receiving.

• Had 1st career 100-yard day at Seattle (10/11), going for 112 yards on 20 carries and added 24 yards on 3 catches after replacing an injured Dalvin Cook for the 2nd half in a narrow 27-26 loss on Sunday Night Football.

• Scored 1st TD of the season at Houston (10/4) on a 4-yard run in the 4th quarter, the final Vikings score in their 31-23 win, the 1st victory of the season.

• Tied for team-high with 50 rushing yards, including team-long 21-yarder, and had 2nd-most catches by a Viking with 4 in season-opener vs. Green Bay (9/13).

2019: MINNESOTA VIKINGS

• Finished the 2019 regular season with 100 carries for 462 yards (4.6 avg.) and 10 receptions for 82 yards.

• Made his NFL debut vs. Atlanta (9/8), carrying 9 times for 49 yards with a long rush of 23 yards as the Vikings offense totaled 172 rushing yards on the day.

• Scored his 1st career TD on a 10-yard rush vs. Oakland (9/22), ending the day with 12 carries for 58 yards and 1 TD.

POSITION: Running Back**HEIGHT/WEIGHT:** 5-11/220**DOB:** 6-19-98**HOMETOWN:** San Bernardino, CA**COLLEGE:** Boise State**ACQUIRED:** Draft 3 (#102) 2019**NFL SEASON:** 2**VIKINGS SEASON:** 2

• Hauled in his 1st career reception at Chicago (9/29).

• Led the team and set career-high with 62 rushing yards vs. Philadelphia (10/13) with career-long 35-yard run.

• Rushed for 61 yards on 13 carries vs. Washington (10/24) and added 2 receptions for 3 yards.

• Established a new career-high with 73 total scrimmage yards at Seattle (12/2) thanks in part to 51 receiving yards on 4 receptions.

• Inactive with an injury Weeks 15-17.

• Made his NFL postseason debut in the Wild Card win at New Orleans (1/5/20), rushing 5 times for 20 yards and catching 1 pass for 10 yards.

COLLEGE

• Played in all 40 games during his Boise career, helping team to Mountain West title in 2017 and capping that season with a win over Oregon in the Las Vegas Bowl to finish 11-3.

• Two-time Academic All-Mountain West and Mountain West Scholar Athlete (2016-17).

• Became the 1st Boise player to claim a Mountain West rushing crown in 2018, ranking 8th in the country with 1,415 rushing yards. Also ranked 3rd in the FBS with 302 rushing attempts and tied for 7th with 17 rushing TDs (1st in the MWC).

• Ended Broncos career tied for 2nd in school history with 3 games of 200+ rushing yards while also posting 10 games with 100+ rushing yards.

• Tied school record with 40 rushes vs. Fresno State (12/1/18).

PREP

• Three-star recruit from San Bernardino HS.

• Twice named to the *San Bernardino Sun* 1st-Team (2014-15).

• Ran for 2,000+ yards each of his final 2 seasons, going for 2,017 yards and 26 TDs in 2014 and 2,057 with 22 TDs in 2015.

• Won a league wrestling title at 195 pounds and was named all-league as a junior.

• Won the Mountain Valley League title in the 110 hurdles.

• Boasted a 4.7 cumulative grade-point average.

MATTISON'S NFL TOTALS

Year	GP/GS	RUSHING					RECEIVING				
		Att.	Yds.	Avg.	Lg.	TD	No.	Yds.	Avg.	Lg.	TD
2019 (Min)	13/0	100	462	4.6	35	1	10	82	8.2	17	0
Playoffs	2/0	6	23	3.8	16	0	1	10	10.0	10	0
2020 (Min)	11/1	74	338	4.6	25	1	9	61	6.8	14	0
Total	24/1	174	798	4.6	35	2	19	143	7.5	17	0
Playoffs	2/0	6	23	3.8	16	0	1	10	10.0	10	0

SINGLE-GAME CAREER HIGHS (* - playoffs)

Rushing Attempts	20	at Seattle, 10/11/20	Long Rush	35	vs. Philadelphia, 10/13/19
Rushing Yards	112	at Seattle, 10/11/20	Rushing TD	1	2x, last at Houston, 10/4/20
Receptions	4	2x, last vs. Green Bay, 9/13/20	Receiving Yards	51	at Seattle, 12/2/19
Long Reception	17	at Seattle, 12/2/19			

MATTISON'S TOUCHDOWN

GAME	PLAY
vs. Oakland, 9/22/19	10 run
at Houston, 10/4/20	4 run
Total	2 (2 run)

MATTISON'S 100-YARD DAYS

GAME	YARDS/ATT/TO
at Seattle, 10/11/20	112/20/0
Total	1

MATTISON'S CAREER GAME-BY-GAME (*starts)

2019	MIN	RUSHING					RECEIVING				
		Att.	Yards	Avg.	Long	TD	No.	Yards	Avg.	Long	TD
9/8	ATL	9	49	5.4	23	0	0	0	0.0	0	0
9/15	@ GB	4	25	6.3	14	0	0	0	0.0	0	0
9/22	OAK	12	58	4.8	21	1	0	0	0.0	0	0
9/29	@ CHI	2	5	2.5	3	0	1	8	8.0	8	0
10/6	@ NYG	7	52	7.4	19	0	0	0	0.0	0	0
10/13	PHI	14	63	4.5	35	0	0	0	0.0	0	0
10/20	@ DET	7	18	2.6	9	0	0	0	0.0	0	0
10/24	WAS	13	61	4.7	28	0	2	3	1.5	4	0
11/3	@ KC	3	6	2.0	3	0	0	0	0.0	0	0
11/10	@ DAL	8	52	6.5	16	0	1	2	2.0	2	0
11/17	DEN	3	5	1.7	6	0	0	0	0.0	0	0
12/2	@ SEA	4	22	5.5	15	0	4	51	12.8	17	0
12/8	DET	14	46	3.3	9	0	2	18	9.0	9	0
12/15	@ LAC	INACTIVE									
12/23	GB	INACTIVE									
12/29	CHI	INACTIVE									
GP/GS: 13/0		100	462	4.6	35	1	10	82	8.2	17	0
2019 PLAYOFFS											
1/5/20	@ NO	5	20	4.0	16	0	1	10	10.0	10	0
1/11/20	@ SF	1	3	3.0	3	0	0	0	0.0	0	0
GP/GS: 2/0		6	23	3.8	16	0	1	10	10.0	10	0

2020	MIN	RUSHING					RECEIVING				
		Att.	Yards	Avg.	Long	TD	No.	Yards	Avg.	Long	TD
9/13	GB	6	50	8.3	21	0	4	30	7.5	9	0
9/20	@ IND	3	13	4.3	11	0	1	3	3.0	3	0
9/27	TEN	8	27	3.4	15	0	0	0	0.0	0	0
10/4	@ HOU	7	17	2.4	4t	1	0	0	0.0	0	0
10/11	@ SEA	20	112	5.6	25	0	3	24	8.0	14	0
10/18	ATL*	10	26	2.6	16	0	1	4	4.0	4	0
11/1	@ GB	3	8	2.7	3	0	0	0	0.0	0	0
11/8	DET	12	69	5.8	18	0	0	0	0.0	0	0
11/16	@ CHI	2	4	2.0	4	0	0	0	0.0	0	0
11/22	DAL	1	6	6.0	6	0	0	0	0.0	0	0
11/29	CAR	2	6	3.0	4	0	0	0	0.0	0	0
12/6	JAX	INACTIVE									
12/13	@ TB	INACTIVE									
12/20	CHI	1	1	1.0	1	0	1	14	14.0	14	0
12/25	@ NO										
1/3	@ DET										
GP/GS: 12/1		75	339	4.5	25	1	10	75	7.5	14	0



44

JOSH METELLUS

POSITION: Safety
HEIGHT/WEIGHT: 5-11/209
DOB: 1-21-98
HOMETOWN: Pembroke Pines, FL

HIGH SCHOOL: Flanagan
COLLEGE: Michigan
ACQUIRED: D6b (#205) 2020
NFL/VIKINGS SEASON: R

2020 GP/GS

13/0

Career GP/GS

13/0

Playoffs GP/GS

0/0

- Was elevated from practice squad to 53-man roster and played in 1st career game at Indianapolis (9/20).
- Began 2020 season on Vikings practice squad after being released in 53-man roster cutdown following training camp.
- Three-time All-Big Ten honoree (2017-19) and was tabbed a 1st-Team All-Big Ten selection by the Associated Press in 2018.

OFF THE FIELD

- Graduated with a bachelor's degree in Sport Management.

PRO

- Selected in the 6th round (#205 overall) of the 2020 NFL Draft, the 4th of 5 DBs drafted by the Vikings and the 9th of 10 players drafted from Michigan in 2020, 2nd-only to LSU's 14.
- Played in 1st career game at Indianapolis (9/20/20).
- High school and college teammate Devin Bush Jr. was a 1st-round selection by the Steelers in 2019.

2020: MINNESOTA VIKINGS

- Had 2nd straight game with FR vs. Dallas (11/22).
- Recovered fumble on punt coverage at Chicago (11/16), a win on Monday Night Football.
- Led team with 4 special teams stops vs. Detroit (11/8)
- Played on defense and had a special teams tackle at Green Bay (11/1).
- Played on special teams at Houston (10/4) and had 2 tackles on coverage units.
- Played on special teams vs. Tennessee (9/27).
- Played in 1st career game at Indianapolis (9/20). Moving from

practice squad to 53-man roster days before game.

- Released in final roster cuts following training camp but returned on practice squad where he spent the season-opening week and game vs. Green Bay (9/13).

COLLEGE

- Tallied 187 tackles, 9.0 TFL, 5 INT, 21 PBU and a blocked kick during his Wolverines career.
- Notched career-high 74 tackles in 2019 and had career-best 3 INT in 2018.
- Started all 13 games as a senior, 12 as a junior, 13 as a sophomore and 1 as a true freshman in 2016.
- Had team-high 11 tackles vs. Alabama in the 2020 Citrus Bowl.
- Michigan went 10-3 in 2016 and '18, went 9-4 in 2019 and 8-5 in 2017. Went to Orange Bowl vs. Florida State ('16), Outback vs. South Carolina ('17), Peach vs. Florida ('18) and Citrus ('19).
- Part of the Pro Football Focus College Big Ten Defensive Team of the Week for his games against Middle Tennessee State, Army, Notre Dame and Michigan State in 2019.
- Started 12 games at safety as a junior.
- Returned a 73-yard INT for TD against SMU in 2018.

PREP

- Attended Flanagan High in Pembroke Pines, FL, in greater Miami and was coached by Devin Bush Sr.
- Helped Flanagan to Class 8A state title in 2015, part of a turnaround under coach Bush, a former Super Bowl winner, who led Flanagan from a team that had never made the state playoffs to the state semi's in 2014 and the title in 2015.
- A 4-star prospect and rated No. 21 safety in nation by ESPN.

METELLUS' NFL TOTALS

Year	GP/GS	Tackles			Sacks	INTs	PBU	TFL	QBH	FF/FR	Special Teams
		Solo	Asst.	Total							
2020 (Min)	13/0	0	0	0	0.0	0	0	0	0	0/2	7
Totals	13/0	0	0	0	0.0	0	0	0	0	0/2	7

SINGLE-GAME CAREER HIGHS (* - playoffs)


Tackles

Fumble Recovery 1..... 2x, last vs. Dallas, 11/22/20

Spec Teams Tkls..... 4..... vs. Detroit, 11/8/20

METELLUS' CAREER GAME-BY-GAME (*starts)

2020	MIN	U	A	T	TFL	SK	QH	FF	FR	INT	PD
9/13	GB										
9/20	@ IND	0	0	0	0	0.0	0	0	0	0	0
9/27	TEN	0	0	0	0	0.0	0	0	0	0	0
10/4	@ HOU	0	0	0	0	0.0	0	0	0	0	0
10/11	@ SEA	0	0	0	0	0.0	0	0	0	0	0
10/18	ATL	0	0	0	0	0.0	0	0	0	0	0
11/1	@ GB	0	0	0	0	0.0	0	0	0	0	0
11/8	DET	0	0	0	0	0.0	0	0	0	0	0
11/16	@ CHI	0	0	0	0	0.0	0	0	1	0	0
11/22	DAL	0	0	0	0	0.0	0	0	1	0	0
11/29	CAR	0	0	0	0	0.0	0	0	0	0	0
12/6	JAX	0	0	0	0	0.0	0	0	0	0	0
12/13	@ TB	0	0	0	0	0.0	0	0	0	0	0
12/20	CHI	0	0	0	0	0.0	0	0	0	0	0
12/25	@ NO										
1/3	@ DET										
GP/GS: 13/0		0	0	0	0	0.0	0	0	2	0	0



47

HARDY NICKERSON

2020 GP/GS

13/1

Career GP/GS

50/10 (37/9 - CIN, 13/1 - MIN)

Playoffs GP/GS

0/0

OFF THE FIELD

• Son of four-time All-Pro and NFL All-1990s team member Hardy Nickerson Sr.

PRO

- Signed with Cincinnati as undrafted free agent on 5/5/17.
- Waived by Bengals on 9/28/17.
- Signed to Bengals practice squad on 9/29/17.
- Signed to Bengals roster on 10/16/17.
- Waived by Bengals on 11/14/17 and signed to Bengals practice squad on 11/15/17.
- Signed to Bengals roster on 11/18/17.
- Waived by Bengals on 9/1/19 and signed to Bengals practice squad on 9/3/19.
- Signed to Bengals roster on 11/15/19.
- Waived by Bengals on 9/1/20.
- Signed by Vikings on 8/18/20 and waived on 9/6/20.
- Signed to Vikings practice squad on 9/8/20 and was a standard elevation from the practice squad for Week 1 on 9/12/20.
- Signed to Vikings 53-man roster on 9/22, leading into Week 3 game vs. Tennessee (9/27).

2020: MINNESOTA VIKINGS

2020: MINNESOTA VIKINGS

- Had 2 tackles vs. Chicago (12/20).
- Signed from practice squad to 53-man roster before playing at Tampa Bay (12/13).
- Waived leading into game vs. Jacksonville (12/6) and re-signed to Vikings practice squad.
- Posted a special teams tackle at Green Bay (11/1).
- Had 2 tackles on special teams and a FF vs. Atlanta (10/18).
- Started 1st game with Vikings at Houston (10/4), the club's 1st win of the season.
- Played vs. Tennessee (9/27) and had 1st 2 tackles with Vikings.
- Was a standard elevation from the practice squad in Week 1 and saw action in season opener vs. Green Bay (9/13).

2019: CINCINNATI BENGALS

- Spent Games 1-9 on Bengals' practice squad, before being signed to the active roster on Nov. 15 and playing in Games 10-16.
- Totaled four tackles on defense and two on special teams.

2018: CINCINNATI BENGALS

- Played in all 16 games and started career-high 7.
- Played on 538 of 1129 possible defensive snaps (47.7 percent), and totaled 54 tackles (6th on team), with a PD and FF.
- Also saw action on 46 percent of special teams snaps and had 3 tackles.
- Had 8 tackles and a PD vs. Baltimore (9/13) and 7 tackles on at Carolina (9/23).
- Logged career-high 11 tackles on at Baltimore (11/18).
- Recorded 5 tackles and a FF vs. Denver (12/2).

2017: CINCINNATI BENGALS

- Played in 14 games, with 2 starts at MLB.
- Was on active roster for Games 1-3 and 6-16, and on practice squad for Games 4-5.

POSITION: Linebacker

HEIGHT/WEIGHT: 6-0/235

DOB: 1-5-94

HOMETOWN: Oakland, CA

COLLEGE: Illinois

ACQUIRED: UDFA 2019

NFL SEASON: 1

VIKINGS SEASON: 1

- Totaled 14 tackles and one PD on defense, and had 4 tackles (all assists) on special teams.
- All 14 of his tackles on defense came in season's final 3 games, as team battled a series of injuries at LB.
- Had 4 tackles (all solos) at Minnesota (12/17) and 3 tackles (one solo) vs. Detroit (12/24).
- Recorded 7 tackles (2nd-most on the team) and a PD in season finale at Baltimore.

COLLEGE

- Spent 4 years (2012-15) at California, with a redshirt year in 2012, before joining Illinois in '16 as a graduate transfer.
- Played in 47 career games (35 at Cal, 12 at Illinois), with 39 starts (27 Cal, 12 Illinois).
- Totaled 353 career tackles (6th among active FBS players at the end of 2016), including 14.5 TFLs, with 4.0 sacks, 4 PDs, 2 FFs, 4 FRs and 3 INTs.
- Two-time team captain, including in only season at Illinois.
- Played for his father, defensive coordinator Hardy Nickerson Sr., during 2016 season at Illinois.

PREP

- Attended Bishop O'Dowd High School in Oakland, where he totaled 153 tackles, with a sack, INT and FR as a senior, en route to being named All-Metro by the San Francisco Chronicle.
- Also played RB at Bishop O'Dowd, totaling 78 rushes for 453 yards and 6 TDs as a senior.

NICKERSON'S NFL TOTALS											
Year	GP/GS	Tackles								Special Teams	
		Solo	Asst.	Total	Sacks	INTs	PBU	TFL	QBH		FF/FR
2017 (Cin)	14/2	12	6	18	0.0	0	1	0	0	0/0	4
2018 (Cin)	16/7	35	19	54	0.0	0	1	0	0	1/0	3
2019 (Cin)	7/0	3	1	4	0.0	0	0	0	0	0/0	2
2020 (Min)	13/1	2	2	4	0.0	0	0	0	0	1/0	4
Totals	50/10	52	28	80	0.0	0	2	0	0	2/0	13

NICKERSON'S CAREER GAME-BY-GAME (*starts)

2019	CIN	U	A	T	TFL	SK	QH	FF	FR	INT	PD
9/8	@ SEA	PRACTICE SQUAD									
9/15	SF	PRACTICE SQUAD									
9/22	@ BUF	PRACTICE SQUAD									
9/30	@ PIT	PRACTICE SQUAD									
10/6	ARI	PRACTICE SQUAD									
10/13	@ BAL	PRACTICE SQUAD									
10/20	JAX	PRACTICE SQUAD									
10/27	LAR	PRACTICE SQUAD									
11/10	BAL	PRACTICE SQUAD									
11/17	@ OAK	1	1	2	0	0.0	0	0	0	0	0
11/24	PIT	1	0	1	0	0.0	0	0	0	0	0
12/1	NYJ	0	0	0	0	0.0	0	0	0	0	0
12/8	@ CLE	0	0	0	0	0.0	0	0	0	0	0
12/15	NE	0	0	0	0	0.0	0	0	0	0	0
12/22	@ MIA	1	0	1	0	0.0	0	0	0	0	0
12/29	CLE	0	0	0	0	0.0	0	0	0	0	0
GP/GS: 7/0		3	1	4	0	0.0	0	0	0	0	0

2020	MIN	U	A	T	TFL	SK	QH	FF	FR	INT	PD
9/13	GB	0	0	0	0	0.0	0	0	0	0	0
9/20	@ IND	0	0	0	0	0.0	0	0	0	0	0
9/27	TEN	1	1	2	0	0.0	0	0	0	0	0
10/4	@ HOU*	0	0	0	0	0.0	0	0	0	0	0
10/11	@ SEA	0	0	0	0	0.0	0	0	0	0	0
10/18	ATL	0	0	0	0	0.0	0	1	0	0	0
11/1	@ GB	0	0	0	0	0.0	0	0	0	0	0
11/8	DET	0	0	0	0	0.0	0	0	0	0	0
11/16	@ CHI	0	0	0	0	0.0	0	0	0	0	0
11/22	DAL	0	0	0	0	0.0	0	0	0	0	0
11/29	CAR	0	0	0	0	0.0	0	0	0	0	0
12/6	JAX	PRACTICE SQUAD									
12/13	@ TB	0	0	0	0	0.0	0	0	0	0	0
12/20	CHI	1	1	2	0	0.0	0	0	0	0	0
12/25	@ NO										
1/3	@ DET										
GP/GS: 13/1		2	2	4	0	0.0	0	1	0	0	0



95

IFEADI ODENIGBO

POSITION: Defensive End
HEIGHT/WEIGHT: 6-3/258
DOB: 4-8-94
HOMETOWN: Centerville, OH

COLLEGE: Northwestern
ACQUIRED: PS 2018
NFL SEASON: 3
VIKINGS SEASON: 3

2020 GP/GS

14/14

Career GP/GS

31/14 (30/14-MIN, 1/0-ARI)

Playoffs GP/GS

2/0

- Started 1st career game vs. Green Bay (9/13/20) in opener.
- Made 7.0 sacks in 2019, ranking 3rd on the team. Notched his 1st NFL sack at the NY Giants (10/6/19), dropping Daniel Jones for a 12-yard loss.

- Is the 1st member of his family born in the United States; his parents emigrated from Nigeria.

OFF THE FIELD

- Majored in economics at Northwestern.
- The middle of 3 children, his parents came to the United States from Nigeria.
- His mother, Linda, is a pediatrician and father, Thomas, is a civil engineer.
- Linda came to the United States in 1992 and 3 years later, Thomas made the move.
- Younger brother, Tito, played defensive line at University of Miami (FL) as a grad transfer after starting career at the University of Illinois and spent 2019 training camp and preseason with the Vikings as an undrafted free agent.

PRO

- Selected in the 7th round (#220) of the 2017 NFL Draft by the Vikings, 1 of 4 picks in the 7th round.
- The 1st Northwestern player drafted by the Vikings since TE Steve Craig in 3rd round in 1974 and joins WR Jim Lash in the 3rd round in 1973 and WR Paul Flatley in the 4th round in 1963 as the only other Wildcats drafted by the Vikings.
- Signed to the Vikings practice squad on 9/3/17 after being released as a part of final roster cuts.
- Waived by Minnesota during final roster cuts on 9/1/18.

- Claimed off waivers by the Cleveland Browns and signed to the active roster on 9/2/18.
- Waived by Cleveland on 9/22/18.
- Claimed off waivers from Arizona on 9/23/18 to the active roster.
- Released by Arizona on 10/24/18.
- Re-signed to the Vikings practice squad on 10/31/18.

2020: MINNESOTA VIKINGS

- Notched a sack of Mike Glennon in the end zone for a safety vs. Jacksonville (12/6).
- Had 4 tackles at Green Bay (11/1).
- Started and posted career-best 1.5 sacks vs. Atlanta (10/18) along with 5 tackles.
- Started at Seattle (10/11) and notched 1st sack of the season catching Russell Wilson.
- Started at Indianapolis (9/20) and vs. Tennessee (9/27).
- Led team with 4 QB hurries vs. Tennessee (9/27).
- Started 1st career game in season opener vs. Green Bay (9/13).

2019: MINNESOTA VIKINGS

- Appeared in all 16 games, his 1st season on the Vikings active roster, and played in both playoff games.
- Finished season tied for 3rd on the team with 7.0 sacks.
- Made his Vikings debut vs. Atlanta (9/8), logging a QBH.
- Made the 1st solo tackle of his career at Chicago (9/29).
- Registered his 1st NFL sack at NY Giants (10/6) and set career highs with 3 solo tackles, 1 TFL, 3 QBHs and 1 PBU.
- Returned a Philip Rivers fumble 56 yards for a TD and tallied 2 tackles, 1.0 sack and 3 QBH at the LA Chargers (12/15).
- Made a career-high 6 tackles (3 solo), 1 TFL, 1.0 sack, 1 FF and 1 FR vs. Chicago (12/29), nearly notching his 2nd fumble return TD of the season before being ruled down by contact.
- Made his NFL postseason debut in the Wild Card win at New



Ifeadi Odenigbo scored his 1st career TD on a 56-yard FR at LA Chargers in 2019, the 5th-longest FR TD by a Vikings lineman.

Orleans (1/5/20), recording 1 QBH.

**2018: MINNESOTA VIKINGS/CLEVELAND BROWNS/
ARIZONA CARDINALS**

- Spent the 2018 offseason and preseason with Minnesota.
- Joined the Vikings practice squad on 10/31/18 after stints on Arizona's and Cleveland's active rosters to start the season.
- Made his NFL debut with Arizona on 10/7/18, registering an assisted tackle at San Francisco.

2017: MINNESOTA VIKINGS

- Signed to the Vikings practice squad on 9/3/17 after being released as a part of final roster cuts.
- Selected in 7th round (#220), the 2nd of 4 picks in the round by the Vikings and the only one remaining on the team.

COLLEGE

- Ended collegiate career ranked 2nd in Northwestern school history with 23.5 sacks.
- Earned 1st-Team All-Big Ten from conference coaches as a senior and 2nd-Team honors from league media.
- Led Big Ten with 10.0 sacks on the 2016 season.
- Tied school record and set personal career high with 4.0 sacks at Iowa in a 38-31 victory and had season-high 5 tackles.
- Played in 12 of 13 games as a junior in 2015.
- Had season-high 1.5 sacks against Stanford as a junior and notched 5.0 sacks on the season
- Played in all 12 games as a sophomore.
- Tied a Big Ten record and became 1st conference player since Iowa DB Bob Sanders to notch 3 forced fumbles in a game, doing so against Western Illinois, and went on to earn Wildcats Defensive Player of the Week, capping game with 3 tackles, 2.0 sacks, a FR and the 3 FFs.
- Posted 5.5 sacks as RS freshman in 2013, 2nd on the team.
- Notched 9 tackles on the season, 6.5 of those were for a loss.
- Saw time in 1 game as a true freshman, playing against Vanderbilt before suffering season-ending injury, but was granted hardship waiver and did not lose a year of eligibility.

PREP

- Standout in football and track at Centerville HS in Dayton.
- Ranked as #51 overall prospect by ESPN.com, the #6 DE prospect and the #1 player in Ohio and the Midwest Region
- A SuperPrep All-America choice.
- Competed in Under Armour All-America game.
- Helped Centerville to a conference title as a senior.
- Ran anchor on 4x200 relay team that was 3rd at state meet.

SCOOP AND SCORE

Ifeadi Odenigbo notched the 5th-longest fumble recovery score by a Vikings DL in team history with his 56-yard rumble against the LA Chargers (12/15/19). Odenigbo had the only FR TD by the Vikings in 2019 and 1 of only 2 defensive scores. He ranked 3rd on the club with 7.0 sacks and played in every game as he earned a bigger role on defense in his 1st full season.

LONGEST FUMBLE RECOVERY TOUCHDOWNS BY VIKINGS DL	
PLAYER, GAME	TD
Kevin Williams, vs. Jacksonville (11/28/04)	77t
Alan Page, at Chicago (10/11/70)	65t
Linval Joseph, at Philadelphia (10/7/18)	64t
Brian Robison, at Chicago (9/15/13)	61t
Ifeadi Odenigbo, at LA Chargers (12/15/19)	56t

ODENIGBO'S NFL TOTALS

Year	GP/GS	Solo	Asst.	Total	Sacks	INTs	PBU	TFL	QBH	FF/FR	Special Teams
2018 (Ari)	1/0	0	1	1	0.0	0	0	0	0	0/0	0
2019 (Min)	16/0	20	5	25	7.0	0	1	8	28	1/2	0
Playoffs	2/0	1	0	1	0.0	0	0	0	1	0/0	0
2020 (Min)	14/14	15	17	32	3.5	0	0	3	15	0/0	0
Total	31/14	35	23	58	10.5	0	1	11	43	1/2	0
Playoffs	2/0	1	0	1	0.0	0	0	0	1	0/0	0

SINGLE-GAME CAREER HIGHS (* - playoffs)

Tackles 6 vs. Chicago, 12/29/19
Solo Tackles 3 4x, last vs. Tenn., 9/27/20
Pass Breakups 1 at NY Giants, 10/6/19
Fumbles Recovered 1 2x, last vs. Chicago, 12/29/19

FR Touchdowns 1 at LA Chargers, 12/15/19
Sacks 1.5 vs. Atlanta, 10/18/20
QB Hurries 4 vs. Tennessee, 9/27/20
Tackles for Loss 1 5x, last at Seattle, 12/2/19

ODENIGBO'S SACKS

GAME **QB** **SACK**
at New York Giants, 10/6/19 Daniel Jones 1.0
vs. Washington, 10/24/19 Dwayne Haskins 1.0
at Kansas City, 11/3/19 Matt Moore 1.0
at Seattle, 12/2/19 Russell Wilson 1.0
at LA Chargers, 12/23/19 Philip Rivers 1.0
vs. Green Bay, 12/23/19 Aaron Rodgers 1.0
vs. Chicago, 12/29/19 Mitchell Trubisky 1.0
at Seattle, 10/11/20 Russell Wilson 1.0
vs. Atlanta, 10/18/20 Matt Ryan 1.5
vs. Jacksonville, 12/6/20 Mike Glennon 1.0
Total **10.5**

ODENIGBO'S TOUCHDOWN

GAME **PLAY**
at LA Chargers, 12/15/19 56 FR return
Total **1 (1 FR)**

ODENIGBO'S SAFETY


GAME **PLAY**
vs. Jacksonville, 12/6/20 sack in end zone
Total **1**

ODENIGBO'S CAREER GAME-BY-GAME (*starts)

2019	MIN	U	A	T	TFL	SK	QH	FF	FR	INT	PD
9/8	ATL	0	0	0	0	0.0	1	0	0	0	0
9/15	@ GB	0	0	0	0	0.0	3	0	0	0	0
9/22	OAK	0	0	0	0	0.0	0	0	0	0	0
9/29	@ CHI	1	0	1	0	0.0	0	0	0	0	0
10/6	@ NYG	3	0	3	1	1.0	3	0	0	0	1
10/13	PHI	0	0	0	0	0.0	2	0	0	0	0
10/20	@ DET	0	0	0	0	0.0	2	0	0	0	0
10/24	WAS	2	0	2	1	1.0	1	0	0	0	0
11/3	@ KC	2	0	2	1	1.0	2	0	0	0	0
11/10	@ DAL	1	0	1	1	0.0	2	0	0	0	0
11/17	DEN	1	0	1	0	0.0	1	0	0	0	0
12/2	@ SEA	1	1	2	1	1.0	1	0	0	0	0
12/8	DET	3	1	4	0	0.0	3	0	0	0	0
12/15	@ LAC	2	0	2	1	1.0	3	0	1	0	0
12/23	GB	1	0	1	1	1.0	2	0	0	0	0
12/29	CHI	3	3	6	1	1.0	2	1	1	0	0
GP/GS: 16/0	20	5	25	8	7.0	28	1	2	0	1	

2019 PLAYOFFS

1/5/20 @ NO	0	0	0	0	0.0	1	0	0	0	0	
1/11/20 @ SF	1	0	1	0	0.0	0	0	0	0	0	
GP/GS: 2/0	1	0	1	0	0.0	1	0	0	0	0	



75

BRIAN O'NEILL

2020 GP/GS	Career GP/GS	Playoffs GP/GS
14/14	44/40	2/2

• Highest-drafted Pitt player by the Vikings since Hall of Famer Chris Doleman at #4 overall in 1985.

• Joins OT Ezra Cleveland (2020, 2nd Rd., #58) and C Garrett Bradbury (2019, 1st Rd. #18) as OL drafted by the Vikings in the opening 2 rounds of the draft in 3 consecutive seasons.

OFF THE FIELD

- Earned bachelor's degree in finance in December 2018.
- Has strong athletic background in his family - father played RB at Dartmouth, mother was a swimmer at Northeastern and has a brother who played soccer at Northwestern.
- High school teammates with Villanova star and Final Four MVP Donte DiVincenzo.
- Has been active working with Autism Delaware charity events.
- In November 2019, helped give away 250 turkeys with other OL at The Salvation Army-Citadel Center in St. Paul.
- Helped at host Special Olympics MN athletes for an evening of flag football at TCO Performance Center in September of 2019.

HONORS

- Named the 2018 Vikings Rookie of the Year.

PRO

- Since moving into starting lineup for final 11 games of 2018, has started every game he has been active.
- The 2nd Round pick (#62 overall) by Vikings in 2018 NFL Draft.

2020: MINNESOTA VIKINGS

- Started opening 14 games at RT.
- Helped Vikings offense post a 300-yard passer, 100-yard WR and a 100-yard RB for the 2nd time on the season, matching a Vikings record for a season vs. Jacksonville (12/6).
- Paved way for Vikings offense to post a 3,000-yard passer, 1,000-yard WR and a 1,000-yard RB for the 2nd straight season.

2020	MIN	U	A	T	TFL	SK	QH	FF	FR	INT	PD
9/13	GB*	0	0	0	0	0.0	0	0	0	0	0
9/20	@ IND*	2	2	4	0	0.0	0	0	0	0	0
9/27	TEN*	3	0	3	0	0.0	4	0	0	0	0
10/4	@ HOU*	1	0	1	0	0.0	1	0	0	0	0
10/11	@ SEA*	2	1	3	1	1.0	1	0	0	0	0
10/18	ATL*	1	3	4	1	1.5	3	0	0	0	0
11/1	@ GB*	0	4	4	0	0.0	0	0	0	0	0
11/8	DET*	0	2	2	0	0.0	0	0	0	0	0
11/16	@ CHI*	0	1	1	0	0.0	2	0	0	0	0
11/22	DAL*	0	1	1	0	0.0	1	0	0	0	0
11/29	CAR*	1	1	2	0	0.0	0	0	0	0	0
12/6	JAX*	1	1	2	1	1.0	3	0	0	0	0
12/13	@ TB*	2	1	3	0	0.0	0	0	0	0	0
12/20	CHI*	2	0	2	0	0.0	0	0	0	0	0
12/25	@ NO										
1/3	@ DET										
GP/GS: 14/14	15	17	32	3	3.5	15	0	0	0	0	0

COLLEGE: Pittsburgh
ACQUIRED: Draft 2 (#62) 2018
NFL SEASON: 3
VIKINGS SEASON: 3

- Blocked for Dalvin Cook as he broke the 1,000-yard mark for the season vs. Dallas (11/22) in his 9th game of the season, the 2nd-fastest in team history behind Adrian Peterson's 8 games.
- Helped Cook run for 206 yards vs. Detroit (11/8), only the 3rd Vikings player to break the 200-yard mark in team history.
- Paved the way for Cook to become only the 3rd player in Vikings history to score 4 TDs in a game (3 rushing, 1 receiving), also tying the team mark for rushing TDs in a game, while running for 163 yards at Green Bay (11/1).
- Helped RB Alexander Mattison break the 100-yard mark for the 1st time in his career at Seattle (10/11) after he replaced an injured Dalvin Cook.
- Part of an offense that featured 2 100+ yard WRs and a 100-yard RB or the 1st time since the 2000 season at Houston (10/4) as the club got the 1st win of the season.
- Helped Dalvin Cook run for career-high 181 yards and part of offense that had a 175+ yard rusher and receiver (Justin Jefferson, 175) in the same game for the 1st time in NFL history vs. Tennessee (9/27).

2019: MINNESOTA VIKINGS

- Key part of an offensive line that gave up only 28 sacks in 2019, tied for 4th-fewest in the NFL and tied for the 6th-lowest mark in franchise history.
- Minnesota allowed 0 sacks in 4 games this season and only 1 sack in 6 games.
- Made 15 regular-season starts at RT and 2 postseason starts.
- Helped RB Dalvin Cook break the 1,000-yard mark and earn Pro Bowl honors while protecting Kirk Cousins en route to his Pro Bowl berth.
- Started at RT in the season opener vs. Atlanta (9/8) as the Vikings offense posted 172 rushing yards.
- Started at RT at Green Bay (9/15), blocking as Dalvin Cook rushed for a career-high 154 yards.
- Started at RT vs. Oakland (9/22) as the offense rushed for 211

yards and did not allow a sack.

- Started at RT as the Vikings offense scored 38 points vs. Philadelphia (10/13).
- Started at RT as the Vikings posted 490 yards of offense at the New York Giants (10/6).
- Started at RT at Detroit (10/20) as Minnesota posted 503 total yards of offense, the most since Minnesota racked up 558 total yards vs. Atlanta on 9/28/14, and scored 42 points, the most since Minnesota scored 49 points vs. NY Giants on 12/27/15.
- Started at RT vs. Washington (10/24) as the Vikings offense was not forced to punt for the first time since the 2004 season.
- Started at RT in the 27-24 win vs. Denver (11/17) as Minnesota scored 27 2nd-half points after being down 20-0 at half.
- Inactive vs. Chicago (12/29) as Minnesota rested starters.
- Made his NFL postseason debut in the Wild Card win at New Orleans (1/5/20), starting at RT.
- Started at RT in the Divisional game at San Francisco (1/11/20) but left game with injury.

2018: MINNESOTA VIKINGS

- Played in 15 games, starting the last 11 at RT.
- Blocked for QB Kirk Cousins as he became the 1st player in NFL history to throw for 4,000 yards, 30 TDs, 10 or fewer INTs and post a 70.0% completion rate in a single season.
- Made his NFL debut at RT at Green Bay (9/16) when Rashod Hill left with an injury.
- Stepped in at RT at Philadelphia (10/7) after starter Rashod Hill moved to LT for an injured Riley Reiff.
- Made his 1st career start vs. Arizona (10/14), playing RT as Rashod Hill moved to LT in place of Riley Reiff.
- Started at RT vs. Miami (12/16) as the team rushed for 220 yards and scored a season-high 41 points.

COLLEGE



17

K.J. OSBORN

POSITION: Wide Receiver
HEIGHT/WEIGHT: 5-11/203
DOB: 6-10-97
HOMETOWN: Ypsilanti, MI

HIGH SCHOOL: IMG Academy
COLLEGE: Miami
ACQUIRED: D5b (#176) 2020
NFL/VIKINGS SEASON: R

2020 GP/GS
8/0

Career GP/GS
8/0

Playoffs GP/GS
0/0

- As a senior, led the Hurricanes in receptions (50), receiving yards (547), receiving TDs (5) and all-purpose yards (1,018) and career-best 15.9 yards per punt return.
- After graduating from Buffalo in 2018, Osborn elected to spend his final collegiate season as a Miami Hurricane in 2019.

OFF THE FIELD

- Graduated from Buffalo in 2018 and with a degree in sociology and is pursuing his Master's degree in criminal justice.
- Interested in a career as an FBI or Secret Service agent.
- Quickly impressed his Miami coaches and was chosen to represent the team at the ACC media days in 2019 preseason.
- Academic All-MAC selection for his excellence in the classroom while at Buffalo.
- Named to the Hampshire Honor Society by the National Football Foundation.

PRO

- Selected in the 5th round (#176 overall) of the 2020 NFL Draft, the 2nd and final WR taken by the Vikings.
- Part of the Vikings 15-member draft class which is the largest class in NFL history during the 7-round era.
- Impressed at the NFL Combine with a 4.48 40-yard dash, a

- Started the final 37 games and played in 38 during his Panthers career, 2015 and 2016 at RT and 2017 at LT.
- Helped Pitt to bowl games in 2015 and 2016 with 8-5 records.
- Team was 5-7 in 2017 but won the final game of the season and the final game of his Pitt career with a stunning 24-14 upset over #2 Miami.
- The Panthers upset #2 Clemson in 2016 on the road 43-42.
- An All-Atlantic Coast Conference choice by the *Associated Press* and conference coaches in 2017.
- Moved from TE to OT as a redshirt freshman in 2015 and went on to start 12 games at RT.
- Scored both career TDs on rushes during the 2016 season - a 24-yarder vs. Georgia Tech and 5-yard score against Virginia Tech.

PREP

- Helped Salesianum High to Delaware Division I state championship as a standout TE/DE with an 11-1 mark.
- He averaged 18.6 yards per catch with 33 catches for 614 yards and 8 TDs.
- Named 1st-Team All-State as a senior after 3rd-Team honors as a sophomore and junior.
- During his final 3 seasons, squad went 31-7.
- Earned Delaware Basketball Player of the Year honors as a senior after leading team to 1st state title with a 22-2 mark.
- Averaged 13.5 ppg and 8.2 rpg on the hardwood.

O'NEILL'S CAREER GAMES

Year	GP/GS
2018 (Min).....	15/11
2019 (Min).....	15/15
Playoffs.....	2/2
2020 (Min).....	14/14
Totals	44/40
Playoffs	2/2

37.5 vertical and 18 reps on the bench press.

2020: MINNESOTA VIKINGS

- Had season-high 21 yards on 3 punt returns and a 14-yard KO return vs. Jacksonville (12/6) in the OT win.
- Played vs. Green Bay (9/13), at Indianapolis (9/20) and at Houston (10/4).
- Did not play vs. Tennessee (9/27) and inactive for games at Seattle (10/11), vs. Atlanta (10/18), vs. Carolina (11/29) and at Tampa Bay (12/13).
- Made NFL debut in season opener vs. Green Bay (9/13), returning a pair of kickoffs with a 38 long and 1 punt.

COLLEGE

- For college career between Miami and Buffalo, caught 146 passes for 2,037 yards and 17 TDs.
- Top receiver for Miami in receptions (50), receiving yards (547) and receiving TDs (5) in 2019.
- Only 1st-year all-purpose yards 2019 on 6-7 team.
- Started all 13 contests in 2019, his lone season in Miami.
- Caught the game-winning TD at Pittsburgh from 32 yards with less than 1 minute remaining.
- In his career, returned 33 kickoffs for 646 yards (19.6 avg) and returned 49 punts for 594 yards (12.1 avg).
- During his 3 seasons on the field in Buffalo (2016-18), totaled

96 catches, 1,490 yards and 12 TDs, his best season for the Bulls coming in 2018 with 53 catches, 892 yards and 7 TDs.

- Helped Buffalo program grow during his tenure, from 2-10 in 2016 to 10-4 in 2018, losing the MAC title 30-29 to Northern Illinois and advancing to the Dollar General Bowl against Troy.
- Exploded vs. Eastern Michigan in 2018 with 7 receptions, 3 TDs and 188 yards. Had similar results vs. Western Michigan with 7 receptions, 3 TDs and 138 yards.
- Earned All-MAC 2nd-Team honors as a junior in 2018 while seeing action in 14 games.

PREP

- Transferred from Lincoln High (Ypsilanti, MI) to IMG Academy (Bradenton, FL) for his senior season in 2014.
- Was led by Head Coach Chris Weinke at IMG and totaled 21

- receptions for 379 yards and team-high 7 TDs.
- Helped lead IMG to a 10-1 record and #1 ranking in Florida.
 - While at Lincoln High, set the school record in the 100m and 200m during his junior year.

OSBORN'S NFL TOTALS

PUNT RETURNS								KICKOFF RETURNS				
Year	GP/GS	No.	FC	Yds.	Avg.	Lg.	TD	No.	Yds.	Avg.	Lg.	TD
2020 (Min)	8/0	7	6	27	3.9	8	0	14	303	21.6	38	0
Total	8/0	7	6	27	3.9	8	0	14	303	21.6	38	0

SINGLE-GAME CAREER HIGHS (* - playoffs)

Punt Returns.....1.....last vs. Detroit, 11/8/20

KO Returns.....4.....vs. Detroit, 11/8/20

Long KO Return.....38.....vs. Green Bay, 9/13/20

Long Punt Return.....6.....at Houston, 10/4/20

Spec Tms Tkl.....1.....at Chicago, 11/16/20

OSBORN'S CAREER GAME-BY-GAME (*-starts)														
2020	MIN	KOR	Yards	Avg.	Long	TD	2020	MIN	PR	FC	Yards	Avg.	Long	TD
9/13	GB	2	64	32.0	38	0	9/13	GB	0	0	0	0.0	0	0
9/20	@ IND	3	66	22.0	26	0	9/20	@ IND	0	0	0	0.0	0	0
9/27	TEN	DID NOT PLAY					9/27	TEN	DID NOT PLAY					
10/4	@ HOU	2	40	20.0	20	0	10/4	@ HOU	1	2	6	6.0	6	0
10/11	@ SEA	INACTIVE					10/11	@ SEA	INACTIVE					
10/18	ATL	INACTIVE					10/18	ATL	INACTIVE					
11/1	@ GB	2	40	20.0	27	0	11/1	@ GB	0	0	0	0.0	0	0
11/8	DET	4	79	19.8	26	0	11/8	DET	1	0	-3	-3.0	-3	0
11/16	@ CHI	0	0	0.0	0	0	11/16	@ CHI	1	2	0	0.0	0	0
11/22	DAL	0	0	0.0	0	0	11/22	DAL	1	2	3	3.0	0	0
11/29	CAR	INACTIVE					11/29	CAR	INACTIVE					
12/6	JAX	1	14	14.0	14	0	12/6	JAX	3	0	21	7.0	8	0
12/13	@ TB	INACTIVE					12/13	@ TB	INACTIVE					
12/20	CHI	INACTIVE					12/20	CHI	INACTIVE					
12/25	@ NO						12/25	@ NO						
1/3	@ DET						1/3	@ DET						
GP/GS: 8/0		13	289	22.2	38	0	GP/GS: 8/0		7	6	27	3.9	8	0



Minnesota faced Green Bay for the 121st time in regular season and playoff action on 11/1/20 at Lambeau Field, a 28-22 win.



98

MICHAEL PIERCE

2019 GP/GS
14/14Career GP/GS
60/30 (60/30 - BAL)Playoffs GP/GS
2/1 - (2/1 BAL)

POSITION: Defensive Tackle
HEIGHT/WEIGHT: 6-0/340
DOB: 11-6-92
HOMETOWN: Daphne, AL

COLLEGE: Samford
ACQUIRED: FA 2019
NFL SEASON: 5
VIKINGS SEASON: 1

OFF THE FIELD

- Squatted 725 pounds while in college.
- Goes by his nickname, Juggernaut.
- Loves to listen to jazz music, naming Bonnie James as one of his favorite artists.
- Favorite player growing up was DT Gilbert Brown and he also modeled his game after DTs Vince Wilfork and B.J. Raji.
- Traveled with 30 NFL players to Israel during the 2018 offseason, playing football with children who have disabilities.
- Favorite way to relax during the offseason is by fishing and spending time at the beach.

PRO

- Signed with the Ravens as a rookie free agent on 5/6/16.
- Signed with the Vikings as a free agent on 3/18/19.

2020: MINNESOTA VIKINGS

- Opted out of the season over Covid-19 concerns.

2019: BALTIMORE RAVENS

- Full-time starter for 14-2 Ravens team that earned #1 seed in AFC playoff field.
- Totaled 35 tackles, 0.5 sacks and 1 FR in 14 starts, helping Baltimore's defense rank No. 3 in points (17.6) and No. 4 in yards (300.6) allowed per game.
- Was key in the Ravens' No. 5 rushing defense (93.4 ypg).
- Registered 3 tackles (2 solo), including 1 TFL, for a defense that allowed just 200 yards of offense in season-opening 59-10 victory at Miami (9/8).
- Posted 2 solo tackles for a defense that limited the Cardinals to 20 rushing yards and 2-of-11 (18%) on 3rd down in a 23-17 win (9/15).
- Totaled 4 tackles (3 solo) at KC (9/22).
- Left the game with an ankle injury in win at Cincinnati (11/10).
- Made 1st career postseason start vs. Tennessee in AFC Divisional Round game, recording 5 tackles.

2018: BALTIMORE RAVENS

- Posted 32 tackles (20 solo) and a PD for the league's No. 1 overall (292.9 ypg) and No. 2 scoring (17.9 ppg) defense.
- Allowed the NFL's 4th-fewest rushing yards per game (82.9).
- Defense limited Buffalo to 153 yards, just 33 yards and 0 first downs in the first half, in the season-opening win.
- Was inactive (foot) at Cleveland (10/7) and vs. Denver (9/23).
- Produced 4 tackles (3 solo) and a FR vs. New Orleans (10/21), helping limit the Saints to just 205 passing yards.
- Recorded 1 TFL as part of a defense that held the Falcons to just 131 yards, including 34 rushing (12/2).
- Registered 2 tackles (1 solo) for a defense that limited the Chargers to a season-low 198 total yards, including just 51 rushing, in the 22-10 win at LA Chargers (12/22).
- Posted 2 tackles (1 solo) in the Wild Card vs. LA Chargers (1/6/19), before leaving the game with an elbow injury.

2017: BALTIMORE RAVENS

- Posted a career-best 49 tackles, 1.0 sack and 2 FRs for a unit that led NFL in both takeaways (34) and INTs (22) and ranked 12th overall (325.1 ypg) while appearing in 16 games (13 starts).

- Posted his 1st-career FR, 1.0 sack and 4 tackles for a defense that posted the 11th shutout in franchise history in the 20-0 season-opening victory at Cincinnati (9/10).
- Tied career-high 7 tackles (5 solo) vs. Pittsburgh (10/1).
- Produced 6 tackles (all solo) and 1 FR on a 5 Eric Weddle FF vs. Chicago (10/15).
- Recorded 3 tackles for a defense that forced 5 turnovers, registered 6 sacks and posted its 3rd shutout of the season in a 23-0 win at Green Bay (11/19).
- Registered 6 tackles in the 44-20 win vs. Detroit (12/3).

2016: BALTIMORE RAVENS

- Finished 2nd among rookie DTs (DeForest Buckner, SF, 43) with 35 tackles (19 solo), adding 2 sacks (-9 yards) and 1 PD for a defense that allowed the NFL's 5th-fewest rushing yards (89.4 ypg) and ranked 7th overall (322.1 ypg).
- The only Ravens undrafted rookie to make opening day roster.
- Posted his 1st career sack and helped post a shutout in the final 3 quarters in a 25-20, comeback win at Cleveland (9/18).
- Posted 3 stops and 1 TFL as part of a defense that held the NY Giants to 38 rushing yards (10/16).
- Tallied his 2nd career sack (-3 yards) and established a then-career-high 5 tackles (3 solo) at NY Jets (10/23).
- Registered 1 TFL and his 1st career PD for a defense that allowed 144 yards of total offense vs. Cleveland (11/10).
- Made his 1st career start and had 5 tackles at Dallas (11/20).
- Tallied a career-high 7 tackles at Cincinnati (1/17/17).

COLLEGE

- Played in 47 career collegiate games (32 starts), racking up 145 tackles, 3.5 sacks and 24 TFL.
- In 2015, tallied 48 tackles (27 solo), 2.5 sacks (-19 yards) and 9 TFL (-34 yards), earning 1st-Team All-Southern Conference.
- Named 2nd-Team All-SoCon as a junior by both the league's coaches and media after starting all 11 games and producing 35 tackles (26 solo), 5 TFL and 1.0 sack in 2014. Also carried the ball 4 times for 3 yards, posting 2 TDs in goal-line situations.
- Played in 13 games (11 starts) as a sophomore, racking up 47 tackles (24 solo), 5 TFL and 1.0 sack.
- Transferred to Samford after 2 seasons at Tulane, where he earned Conference USA All-Freshman honors after tallying 15 tackles, including 9 solo.

PREP

- Two-year letterman at Daphne (AL) HS, where he helped lead the Trojans to a combined 21-8 record, including a 15-0 campaign and a state championship as a senior
- Named first-team All-State and All-District while garnering 1st & 10 Club Defensive Player of the Year as a senior

PIERCE'S NFL TOTALS

Year	GP/GS	Solo	Asst.	Total	Sacks	INTs	PBU	TFL	QBH	FF/FR	Special Teams
2016 (Bal)	16/1	19	16	35	2.0	0	0	5	5	0/0	0
2017 (Bal)	16/13	32	17	49	1.0	0	0	2	3	0/2	0
2018 (Bal)	14/2	20	12	32	0.0	0	1	4	2	0/1	0
Playoffs	1/0	1	1	2	0.0	0	0	0	0	0/0	0
2019 (Bal)	14/14	19	16	35	0.5	0	0	2	3	0/1	0
Playoffs	1/1	2	3	5	0.0	0	0	0	0	0/0	0
2020 (Min)		OPTED OUT									
Totals	60/30	90	61	151	3.5	0	1	13	13	0/4	0
Playoffs	2/1	3	4	7	0.0	0	0	0	0	0/0	0

SINGLE-GAME CAREER HIGHS (* - playoffs)

Tackles7.....2x, last vs. Pittsburgh, 10/1/17	Forced FumblesNone
Solo Tackles6.....vs. Chicago, 10/15/17	Fumble Recovery1.....4x, last vs. Pittsburgh, 12/29/19
Sacks1.0.....3x, last at Cincinnati, 9/10/17	Pass Defensed1.....2x, last vs. Cincinnati, 11/18/18
QB Hurries2.....at Cleveland, 9/18/16	

PIERCE'S SACKS

GAMEQB SACK
at Cleveland, 9/18/16.....Josh McCown1.0
at New York Jets, 10/23/16.....Ryan Fitzpatrick.....1.0
at Cincinnati, 9/10/17.....Andy Dalton1.0
at Buffalo, 12/8/19.....Josh Allen0.5
Total 3.5

PIERCE'S CAREER GAME-BY-GAME (*starts)

2016	BAL	U	A	T	TFL	SK	QH	FF	FR	INT	PD
9/11	BUF	1	1	2	0	0.0	0	0	0	0	0
9/18	@ CLE	1	0	1	1	1.0	2	0	0	0	0
9/25	@ JAX	1	0	1	0	0.0	1	0	0	0	0
10/2	OAK	0	1	1	0	0.0	0	0	0	0	0
10/9	WAS	2	1	3	0	0.0	1	0	0	0	0
10/16	@ NYG	1	2	3	1	0.0	0	0	0	0	0
10/23	@ NYJ	3	2	5	1	1.0	1	0	0	0	0
11/6	PIT	1	1	2	1	0.0	0	0	0	0	0
11/10	CLE	1	0	1	1	0.0	0	0	0	0	1
11/20	@ DAL*	2	3	5	0	0.0	0	0	0	0	0
11/27	CIN	1	1	2	0	0.0	0	0	0	0	0
12/4	MIA	0	0	0	0	0.0	0	0	0	0	0
12/12	@ NE	0	0	0	0	0.0	0	0	0	0	0
12/18	PHI	2	0	2	0	0.0	0	0	0	0	0
12/25	@ PIT	0	0	0	0	0.0	0	0	0	0	0
1/1	@ CIN	3	4	7	0	0.0	0	0	0	0	0
GP/GS: 16/1	19	16	35	5	2.0	5	0	0	0	0	1

2017	BAL	U	A	T	TFL	SK	QH	FF	FR	INT	PD
9/10	@ CIN*	3	1	4	1	1.0	1	0	1	0	0
9/17	CLE	0	1	1	0	0.0	1	0	0	0	0
9/24	@ JAX*	3	0	3	0	0.0	0	0	0	0	0
10/1	PIT*	5	2	7	0	0.0	0	0	0	0	0
10/8	@ OAK*	1	0	1	0	0.0	0	0	0	0	0
10/15	CHI*	6	0	6	1	0.0	0	0	1	0	0
10/22	@ MIN*	1	3	4	0	0.0	0	0	0	0	0
10/26	MIA*	2	0	2	0	0.0	0	0	0	0	0
11/5	@ TEN*	0	0	0	0	0.0	0	0	0	0	0
11/19	@ GB	3	0	3	0	0.0	0	0	0	0	0
11/27	HOU*	2	1	3	0	0.0	0	0	0	0	0
12/3	DET*	1	5	6	0	0.0	0	0	0	0	0
12/10	@ PIT*	2	1	3	0	0.0	0	0	0	0	0
12/17	@ CLE*	1	1	2	0	0.0	0	0	0	0	0
12/23	IND*	1	1	2	0	0.0	1	0	0	0	0
12/31	CIN	1	1	2	0	0.0	0	0	0	0	0
GP/GS: 16/13	32	17	49	2	1.0	3	0	2	0	0	0

2018	BAL	U	A	T	TFL	SK	QH	FF	FR	INT	PD
9/9	BUF	0	1	1	0	0.0	1	0	0	0	0
9/13	@ CIN	0	2	2	0	0.0	0	0	0	0	0
9/23	DEN	INACTIVE							0	0	0
9/30	@ PIT	0	0	0	0	0.0	0	0	0	0	0
10/7	@ CLE	INACTIVE							0	0	0
10/14	@ TEN	1	1	2	0	0.0	0	0	0	0	0
10/21	NO	3	1	4	0	0.0	0	0	1	0	0
10/28	@ CAR	1	1	2	1	0.0	0	0	0	0	0
11/4	PIT	1	2	3	0	0.0	0	0	0	0	0
11/18	CIN	1	1	2	0	0.0	0	0	0	0	1
11/25	OAK	1	0	1	0	0.0	0	0	0	0	0
12/2	@ ATL	1	0	1	1	0.0	0	0	0	0	0
12/9	@ KC	5	1	6	0	0.0	0	0	0	0	0
12/16	@ TB	3	0	3	0	0.0	1	0	0	0	0
12/22	@ LAC*	1	1	2	0	0.0	0	0	0	0	0
12/30	CLE*	2	1	3	2	0.0	0	0	0	0	0
GP/GS: 14/2	20	12	32	4	0.0	2	0	1	0	1	1


2018 Playoffs

1/6/19	LAC	1	1	2	0	0.0	0	0	0	0	0
GP/GS: 1/0	1	1	2	0	0.0	0	0	0	0	0	0

2019	BAL	U	A	T	TFL	SK	QH	FF	FR	INT	PD
9/8	@ MIA*	2	1	3	1	0.0	0	0	0	0	0
9/15	ARI*	2	0	2	0	0.0	0	0	0	0	0
9/22	@ KC*	3	1	4	0	0.0	0	0	0	0	0
9/29	CLE*	3	1	4	0	0.0	0	0	0	0	0
10/6	@ PIT*	2	2	4	0	0.0	0	0	0	0	0
10/13	CIN*	1	0	1	0	0.0	0	0	0	0	0
10/20	@ SEA*	0	2	2	0	0.0	0	0	0	0	0
11/3	NE*	1	0	1	0	0.0	1	0	0	0	0
11/10	@ CIN*	0	0	0	0	0.0	0	0	0	0	0
11/17	HOU	INACTIVE							0	0	0
11/25	@ LAR	INACTIVE							0	0	0
12/1	SF*	1	0	1	0	0.0	0	0	0	0	0
12/8	@ BUF*	1	3	4	0	0.5	1	0	0	0	0
12/12	NYJ*	0	3	3	0	0.0	1	0	0	0	0
12/22	@ CLE*	1	2	3	0	0.0	0	0	0	0	0
12/29	PIT*	2	1	3	1	0.0	0	0	1	0	0
GP/GS: 14/14	19	16	35	2	0.5	3	0	1	0	0	0

2019 Playoffs

1/11/20	TEN*	2	3	5	0	0.0	0	0	0	0	0
GP/GS: 1/1	2	3	4	0	0.0	0	0	0	0	0	0



71

RILEY REIFF

POSITION: Tackle
HEIGHT/WEIGHT: 6-6/305
DOB: 12-1-88
HOMETOWN: Parkston, SD

COLLEGE: Iowa
ACQUIRED: FA 2017
NFL SEASON: 9
VIKINGS SEASON: 4

Career GP/GS 14/14 **Career GP/GS** 134/126 (77/69 - DET; 57/57 - MIN) **Playoffs GP/GS** 5/5 (1/1 - DET, 4/4 - MIN)

• Native of Parkston, SD, grew up near former Vikings LB Chad Greenway's hometown and signed with the team as a free agent just days after Greenway's retirement.

• Has been a part of playoff teams in 4 of the past 6 seasons between Detroit (2014, 2016) and Minnesota (2017, 2019), starting all 4 postseason games for the Vikings in that span.

• Helped 2019 Vikings offense produce a 3,000-yard passer, 1,000-yard rusher and a 1,000-yard receiver for the 1st time since the 2009 season.

OFF THE FIELD

• Avid outdoorsman, enjoys hunting and fishing in all 4 seasons.
 • Majored in interdepartmental studies at Iowa.

• Younger brother, Brady, was a defensive lineman at Iowa.

• Standout wrestler with 3 South Dakota state titles under his belt and a 121-1 record, was recruited for wrestling and football.

• In November 2019, helped pay for and give away 250 turkeys with other linemen at The Salvation Army-Citadel Worship and Service Center in St. Paul.

• Represented Pheasants Forever as his charity during My Cause, My Cleats game in 2019.

• Took part in 2nd annual Celebrity Walleye Classic fishing tournament hosted by the Boys & Girls Clubs of the Sioux Empire in his home state of South Dakota to raise money to support their programs for local kids.

PRO

• Originally joined the Lions as the 23rd overall pick in the 2012 Draft, the 2nd OT selected that year.

• Acquired by the Vikings as a free agent from Detroit, the 1st player signed by the club when free agency opened on 3/9/17.

2020: MINNESOTA VIKINGS

• Serves as a Vikings team captain.

• Blocked for Dalvin Cook as he broke the 1,000-yard mark vs. Dallas (11/22), achieving the feat in 9 games, the 2nd-fastest in team history behind Adrian Peterson's 8 in 2007.

• Helped Cook to career-high 206 yards vs. Detroit (11/8), only the 6th time in team history a RB had 200+ yards in a game.

• Paved the way for Cook to become only the 3rd player in Vikings history to score 4 TDs in a game (3 rushing, 1 receiving), also tying the team mark for rushing TDs in a game, while running for 163 yards at Green Bay (11/1).

• Helped Alexander Mattison to his 1st career 100-yard day with 112 yards on 20 carries at Seattle (10/11), running for 99 yards in the 2nd half after replacing an injured Dalvin Cook.

• Part of an offense that had 2 WRs with 100+ yards and a RB with 100+ yards for the 1st time since 2000 in the win at Houston (10/4/20).

• Helped Dalvin Cook run for career-high 181 yards and part of offense that had a 175+ yard rusher and receiver (Justin Jefferson, 175) in the same game for the 1st time in NFL history vs. Tennessee (9/27).

2019: MINNESOTA VIKINGS

• Key part of an offensive line that gave up only 28 sacks in 2019, tied for 4th-fewest in the NFL and tied for the 6th-lowest

mark in franchise history.

• Team allowed 0 sacks in 4 games and only 1 sack in 6 games.

• Vikings running game rebounded in 2019 with Dalvin Cook breaking the 1,000-yard mark and tied for 2nd in team history with 13 rushing TDs.

• Made 15 regular-season starts and 2 postseason starts at LT.

• Started at LT at Green Bay (9/15), blocking as Dalvin Cook rushed for a career-high 154 yards.

• Started his 100th career game vs. Oakland (9/22), blocking for an offense that rushed for 211 yards and did not allow a sack.

• Started at LT at the New York Giants (10/6) as Minnesota totaled 490 yards of offense.

• Started vs. Philadelphia (10/13) before exiting with injury.

• Started at LT at Detroit (10/20) as Minnesota posted 503 total yards of offense, the most since Minnesota racked up 558 total yards vs. Atlanta on 9/28/14, and scored 42 points, the most in a game since Minnesota scored 49 points vs. NY Giants (12/27/15). The offense also did not give up a sack.

• Started at LT vs. Washington (10/24) as the Vikings offense was not forced to punt for the first time since the 2004 season.

• Started at LT in the 27-24 comeback win vs. Denver (11/17) as team scored 27 2nd-half points after being down 20-0 at half.

• Inactive vs. Chicago (12/29) as Minnesota rested starters.

• Started at LT in the Divisional game at San Francisco (1/11/20) and the Wild Card win at New Orleans (1/5/20).

2018: MINNESOTA VIKINGS

• Started all 13 games that he appeared in throughout the 2018 season, helping QB Kirk Cousins become the 1st player in NFL history to throw for 4,000 yards, 30 TDs, 10 or fewer INTs and post a 70.0% completion rate in a single season.

• Started at LT at Green Bay (9/16), protecting Kirk Cousins as he threw for 428 passing yards.

• Started at Philadelphia (10/7) but exited with a foot injury.

• Inactive Weeks 6-8 with a foot injury.

• Returned from injury to start at LT against Detroit (11/4).

• Played in his 100th career game vs. Green Bay (11/25).

• Started his 25th game as a Viking at LT at Seattle (12/10).

• Started at LT at Miami (12/16) as the offense put up a season-high 41 points and rushed for 220 yards.

2017: MINNESOTA VIKINGS

• Started all 15 games he appeared in during his 1st season with the team, helping the Vikings finish 7th in rushing after finishing last in 2016 as team posted 13-3 regular season and appearance in the NFC Championship Game at Philadelphia.

• Started at LT vs. New Orleans (9/11) in his Vikings debut and paved the way for Vikings rookie RB Dalvin Cook to set the Vikings rookie record for rushing yards in their debut (127).

• Started in 1st game against his former team vs. Detroit (10/1).

• Started at LT vs. Cleveland (10/29) at Twickenham Stadium in London, England as a part of the NFL's International Series.

• Started at LT vs. LA Rams (11/19) and helped the Vikings tie the franchise record (since 1982) with a 5th game without allowing a sack.

• Started at LT at Detroit (11/23) on Thanksgiving Day.

• Inactive vs. Cincinnati (12/17).

• Started at LT vs. Chicago (12/31) as the Vikings clinched the

2nd-most wins in franchise history, going 13-3 in regular season.

- Started at LT as the Vikings defeated New Orleans (1/14/18) in the Divisional round on a 61-yard TD pass as time expired, the 1st time in NFL playoff history that a team has won on a TD as time expired in regulation.

- Started at LT at Philadelphia (1/21/18) in the NFC Championship Game.

2016: DETROIT LIONS

- Started 14 games at RT, missing 2 regular-season contests and the Wild Card Playoff game.
- Helped Lions go 9-7 and finish runner-up in the NFC North.
- Lions had 8 comeback wins to set NFL record.
- Lions offense had #11 passing attack in the NFL and featured 5 players with 50+ catches, the 5th time the feat has been achieved in NFL history and the 1st time in Lions history.
- Helped QB Matthew Stafford pass 30,000 career passing yards in the fewest games in NFL history (109), breaking the mark of 114 held by Dan Marino and Kurt Warner.

2015: DETROIT LIONS

- Started all 16 games at LT.
- Lions notched 7-9 mark on the season.
- Team ranked #9 in NFL in passing offense.
- Helped Stafford throw for 4,327 yards and 32 TDs, giving him a tie for 2nd-most TD passes in a season and trailing only his own club record of 41.
- Only Lions lineman to start every game during the season.

2014: DETROIT LIONS

- Started all 15 games in which he appeared at LT.
- Helped Lions notch 11-5 mark to finish 2nd in NFC North and earn playoff berth.
- The 11 wins were the best by the club since 1991's 12-4 club.
- Playoff appearance was only the 2nd for the Lions since 1999.
- Lions posted the #12 passing offense in the NFL.
- Missed 1st game of his career in annual Thanksgiving Day match vs. Chicago (11/27).
- Lions offense had a pair of 1,000+ yard WRs with Golden Tate (1,331) and Calvin Johnson (1,077) and Stafford threw for 4,257.

2013: DETROIT LIONS

- Started all 16 games at LT and helped Lions rank #6 in NFL in total offense and #3 in passing offense.
- Club averaged 392.1 yards per game.
- Ranked #2 in the NFL with only 23 sacks allowed.
- Lions posted 7-9 mark on the season.
- Reggie Bush led team on the ground with 1,006 yards, and Stafford threw for 3,650 and 29 TDs.

2012: DETROIT LIONS

- Selected by teammates as the Mel Farr Rookie of the Year award winner.
- Played in all 16 games with 8 starts as team went 4-12.
- Protected Stafford as he threw for 4,967 yards, the 2nd-best total in Lions history behind his own 5,038 in 2011.
- Lions offense ranked #3 in NFL total offense and #2 in passing offense in the league.
- Started as a TE in unbalanced formation vs. Minnesota (9/30).
- Opened 1st career game at LT vs. Houston (11/22) in Thanksgiving Day game in place of injured Jeff Backus.
- Returned a short kickoff for 10 yards at Green Bay (12/9).

COLLEGE

- Started 37 of 39 career games for Hawkeyes.
- Named 1st-Team All-Big Ten as a senior, started all 13 games.
- Helped pave the way for Iowa's offense to churn out 403 yards of offense in FedEx Orange Bowl win over Georgia Tech.
- Orange Bowl win was 1st major bowl win for team since 1959 Rose Bowl.

PREP

- Honored as South Dakota's Gatorade Player of the Year as a senior at Parkston High.
- Earned 1st-Team All-State 3 times, at DE as a sophomore and junior and at TE as a senior.
- Won 3 state wrestling titles and amassed a 121-1 record.

REIFF'S CAREER GAMES

Year	GP
2012 (Det)	16/8
2013 (Det)	16/16
2014 (Det)	15/15
<i>Playoffs</i>	1/1
2015 (Det)	16/16
2016 (Det)	14/14
<i>Playoffs</i>	0/0
2017 (Min)	15/15
<i>Playoffs</i>	2/2
2018 (Min)	13/13
2019 (Min)	15/15
<i>Playoffs</i>	2/2
2020 (Min)	14/14
Totals	134/126
<i>Playoffs</i>	5/5



The Minnesota Vikings offensive and defensive lines partnered with United HealthCare to each distribute 250 meals to families in need at the Salvation Army Minneapolis and Citadel Worship Center in St. Paul in November.



82

KYLE RUDOLPH

2020 GP/GS
12/12Career GP/GS
140/132Playoffs GP/GS
6/6

• Teamed with Second Harvest Heartland to create Rudy's Meal Plan, which donated 82,000 meals to kids in need due to Covid 19 in spring 2020.

• Caught the game-winning TD pass in the 2019 Wild Card game at New Orleans, the 1st OT playoff win in Vikings history.

• Had 6 receiving TDs in 2019, tied for 2nd-most among NFC TEs.

• Has started 81 consecutive games, a franchise record among TEs and the longest active streak among active NFL TEs.

• The Minnesota Vikings nominee for the Walter Payton NFL Man of the Year award in 2017, 2018 and 2019.

• Received \$5,000 for the University of Minnesota Children's Hospital for receiving the 3rd-most votes in the 2019 Walter Payton Man of the Year Challenge on social media.

OFF THE FIELD

• Married wife Jordan in 2016 and has since welcomed 3 children, twin girls Andersyn and Finley, and son, Henry.

• Named the Minnesota Vikings Community Man of the Year in 2017, 2018 and 2019.

• Partnered with University of Minnesota Masonic Children's Hospital to develop Kyle Rudolph's End Zone, a play area for children receiving treatment and their families.

• Spends countless hours at Masonic Children's Hospital hosting and participating in events, like his annual Holiday Huddles.

• Visited Iceland during the 2017 offseason with teammates DT Linnal Joseph and DE Danielle Hunter as a part of the team's Viking Heritage trip.

• Majored in management-consulting at Notre Dame and is 2 semesters shy of earning his degree.

• Member of National Honor Society at Cincinnati's Elder High.

• Active with the Vikings Fuel Up To Play 60 initiative with the Vikings and Midwest Dairy Association, a program that works with schools to raise awareness on diet and physical fitness.

• Has worked closely with the Minnesota Muscular Dystrophy Association "Muscle Team."

HONORS

• Received \$5,000 for the University of Minnesota Children's Hospital for garnering the 3rd-most votes in the 2019 Walter Payton Man of the Year Challenge.

• Winner of the 2018 Walter Payton Man of the Year Challenge, earning \$25,000 from Nationwide to donate to the University of Minnesota Mason Children's Hospital.

• Named the Minnesota Vikings Community Man of the Year in 2017, 2018 and 2019.

• Selected to the Pro Bowl in 2012 and 2017.

• Named 2012 Pro Bowl MVP.

• Earned All-Rookie honors from *Pro Football Weekly* and *National Football Post*.

PRO

• Selected to 2012 Pro Bowl and named Pro Bowl MVP, an honor only won by 4 other Vikings - Fran Tarkenton, Ahmad Rashad, Randy Moss and Adrian Peterson.

• Earned 2nd career Pro Bowl honors in 2017.

• Only the 4th Vikings TE selected to play in the Pro Bowl.

POSITION: Tight End

HEIGHT/WEIGHT: 6-6/265

DOB: 11-9-89

HOMETOWN: Cincinnati, OH

COLLEGE: Notre Dame

ACQUIRED: D2 (#43) 2011

NFL SEASON: 10

VIKINGS SEASON: 10

• Holds Vikings records for most career TDs by a TE (47) and most receptions in a season by a TE (83) in 2016.

• Has caught a TD from 7 different Viking starting QBs since 2011 (Christian Ponder, Joe Webb, Matt Cassel, Teddy Bridgewater, Sam Bradford, Case Keenum and Kirk Cousins).

• In 2012, scored 9 TDs, the 2nd-most in a season by a Vikings TE and tied for the 2nd-most by an NFL TE in 2012.

• Tied Vikings record for TDs in a game by a TE with 2 vs. San Francisco (9/23/12).

• Scored all 3 of his TDs in final 7 games of his 2011 rookie year.

• Was the 1st TE selected in the 2011 NFL Draft.

• Selected #43 overall, the 2nd-highest drafted TE in Vikings history behind Hal Bedsole (#19 overall) in 1964.

2020: MINNESOTA VIKINGS

• Started the opening 12 games of season.

• Inactive with injury at Tampa Bay (12/13), vs. Chicago (12/20).

• Had season-high 63 yards on 4 catches at Chicago (11/16) on Monday Night Football.

• Had 3 catches for 47 yards with a long of 19 vs. Atlanta (10/18).

• Hauled in 1st TD pass of the season vs. Tennessee (9/27), a 3-yard score.

2019: MINNESOTA VIKINGS

• Started all 16 games for the 5th consecutive regular season, finishing with 39 receptions for 367 yards and 6 TDs.

• Caught 3 passes for 36 yards vs. Philadelphia (10/13), moving past Sammy White for 7th on the Vikings all-time catches list.

• With 5 receptions at Detroit (10/20), brought his career reception total to 400 and moved into a tie with Ahmad Rashad for 6th place on the Vikings all-time reception list. Finished the game with a season-high 58 receiving yards and 1 TD, his 1st score of the season.

• Caught his 2nd TD of the season at Kansas City (11/3), finishing with 3 receptions for 23 yards.

• Posted the 4th multi-score game of his career and set a personal best with 14 total points by catching 4 passes for 14 yards and 2 TDs at Dallas (11/10) along with catching a pass to convert on a 2-point attempt.

• Caught 5 passes for a season-high 67 yards and 1 TD vs. Denver (11/17). His 32-yard TD reception in the 4th quarter gave the Vikings a 27-23 lead, completing a comeback that began when the team was down 20-0 at halftime. Became the 10th player in Vikings history to eclipse 4,000 career receiving yards.

• Caught his 6th TD reception in as many games at Seattle (12/2), finishing with 4 catches for 50 yards and 1 score.

• Caught the game-winning 4-yard TD reception in overtime of the Wild Card win at New Orleans (1/5/20), finishing the game with 4 receptions for 31 yards.

• Recorded 2 receptions for 4 yards in the Divisional game at San Francisco (1/11/20).

2018: MINNESOTA VIKINGS

• Started all 16 games for the 5th time in his career, finishing the season with 64 receptions for 634 yards and 4 TDs.

• Began the season by catching an 11-yard TD pass vs. San Francisco (9/9).

• Hauled in 7 receptions for 72 yards at Green Bay (9/16).

• Caught 5 passes for 48 yards and 1 TD vs. Buffalo (9/23).

• Made 5 receptions for 57 yards at Los Angeles (9/27), his 100th

career game.

- Grabbed 5 catches for 41 yards at Philadelphia (10/7), his 4th straight game of at least 5 receptions.
- Tied a season high with 7 receptions (all in the 1st half) vs. Green Bay (11/25), totaling 63 yards.
- Hauled in 3 receptions for 37 yards at New England (12/2) in his 100th career start.
- Turned in the best game of his career at Detroit (12/23), catching 9 passes on 9 targets for 122 yards (a career high) and 2 TDs, the 3rd multi-score game of his career. Helped spark the Vikings offense by scoring on a 44-yard Hail Mary as time expired in the 1st half, his 40th career TD and the 2nd-longest play of his career.

2017: MINNESOTA VIKINGS

- Started all 16 games and earned his 2nd trip to the Pro Bowl.
- Team went 13-3, the 2nd-most wins in team history, won the NFC North and advanced to the NFC Championship Game.
- Recorded 6 catches for 45 yards and his 2nd TD grab of the year at Chicago (10/9).
- Tied team-lead with 6 receptions for 27 yards and his 3rd TD of the season vs. Cleveland (10/29) at Twickenham stadium in London, England as a part of the NFL's International series.
- Hauled in 4 passes for 63 yards and 2 TDs at Detroit (11/23) on Thanksgiving Day, the 2nd multi-TD game of his career.
- Caught 4 passes for 36 yards and a TD at Atlanta (12/3), giving him 36 career TDs, breaking a tie for 5th all-time in Vikings history with ROH member Ahmad Rashad.
- Hauled in 3 receptions for 41 yards at Carolina (12/10), including his 7th TD of the year and 4th in his last 3 games.
- Had 5 catches for 28 yards vs. New Orleans (1/14/18) in the Divisional Round as team clinched berth to the NFC title game.
- Caught a 25-yard TD pass, his 1st career playoff score, at Philadelphia (1/21/18) in NFC Championship Game.

2016: MINNESOTA VIKINGS

- Played in all 16 games in back-to-back seasons for 1st time.
- Had 3 receptions for 31 yards and his 1st TD of the season and the 1st Vikings TD in U.S. Bank Stadium vs. Green Bay (9/18).
- Caught 7 passes for 70 yards while catching his 2nd TD of the year at Carolina (9/25).
- Registered his 3rd consecutive game with a TD after hauling in 5 passes for 55 yards, including a 7-yard TD vs NY Giants (10/9).
- Moved into 2nd place all-time for most receptions by a TE in Vikings history with 213 career grabs after grabbing 5 passes for 31 yards at Chicago (10/31).
- Hauled in his 4th TD reception of the year vs. Detroit (11/6).
- Totaled 5 receptions for 69 yards and a TD at Washington (11/13) his 2nd consecutive game with a TD.
- Hauled in a game-high 9 catches for 64 yards at Detroit (11/24).
- Totaled 4 receptions for 60 yards and his 6th TD of the year and 28th of his career at Jacksonville (12/11), tying Steve Jordan for the most career TDs by a TE in franchise history.
- Capped 2016 off with the best single-game performance on his career vs. Chicago (1/1/17), hauling in a career-high 11 catches for a career-high 117 yards while breaking Steve Jordan's franchise-record with his 29th career TD reception.

2015: MINNESOTA VIKINGS

- Played and started every game, including Wild Card Playoff.
- Helped team win NFC North title for 1st time in his career.
- Earned 2nd career playoff berth.
- Helped Adrian Peterson to lead the NFL in rushing with 1,485 yards on the ground.
- Had career-high 495 yards receiving and had 2nd-best totals of his career in receptions (49) and TDs (5).
- Set single-game career high with 106 yards receiving vs. Green Bay (11/22), including a career-long 47-yard TD.
- Caught season-high 7 passes in win at Atlanta (11/29).

2014: MINNESOTA VIKINGS

- Appeared in 9 games, making 8 starts.

- Hampered by sports hernia and ankle injuries that would hold him out 7 weeks during the season.
- Opened the season with a 7-yard TD reception from Matt Cassel in win at St. Louis (9/7).
- 2nd TD of the season came vs. Carolina (11/30) on the opening drive on a 4-yard TD toss from Teddy Bridgewater.
- Had season-high 7 receptions and 69 receiving yards at Detroit (12/14).

2013: MINNESOTA VIKINGS

- Had promising season cut short by injury after 30 catches and 3 TDs in the opening 8 games of the season.
- Placed on Injured Reserve on 12/9.
- Inactive for 5 games after foot injury suffered at Dallas.
- Hauled in 1st TD of the season on 20-yarder from Christian Ponder at Chicago (9/15).
- Started season opener at Detroit (9/8) and caught 2 passes.
- Hauled in career-best 9 catches for career-best 97 yards and a 23-yard TD vs. Carolina (10/13).
- Led team with 4 catches for 51 yards vs. Green Bay (10/27).
- Caught 31-yard TD at Dallas (11/3), his longest play of the season, and injured foot on play.

2012: MINNESOTA VIKINGS

- Tabbed as **Pro Bowl MVP** after a 5-reception, 122-yard, 1-TD effort in the all-star game. Was a late addition to Pro Bowl roster for NFC.
- Had breakout season with 9 TDs, the 2nd-most by a Vikings TE in a season in team history and 2nd-most in the NFL in 2012.
- Hauled in 6-yard TD pass with 31 seconds remaining in game at Indianapolis (9/16) to tie game 20-20 after being down 20-6 entering the 4th quarter of game that Colts won on late FG 23-20.
- Had career-best 2 TD catches vs. San Francisco (9/23), matching the Vikings single-game best by a TE.
- Caught a TD pass and 2-point conversion pass at Washington (10/14).

2011: MINNESOTA VIKINGS

- Earned **All-Rookie** honors from *Pro Football Weekly* and *National Football Post*.
- Assumed larger role in offense as season progressed, catching all 3 of his TDs in the final 7 games of the season.
- Started 8 games and played in 15.
- Snared season-long 41-yard pass at Kansas City (10/2).
- Scored 1st career TD on 1-yard pass from fellow rookie Christian Ponder vs. Oakland (11/20).
- Hauled in TDs vs. Denver (12/4) and at Washington (12/24).

COLLEGE

- Ended 3-season Notre Dame career ranked among the all-time leading TEs in school history.
- Set ND record for receiving yards in a game by a TE vs. Michigan in 2010 with 164 yards.
- Ranks 2nd for receptions in a game by an Irish TE with 8 catches vs. Michigan and at Michigan State in consecutive games in 2010.
- Hauled in the 2nd-longest pass play in Notre Dame history with a 95-yard TD vs. Michigan in 2010.
- Was just shy of the school-record 96-yard pass play.
- The 1st ND true freshman TE to start a season opener in 2008.

PREP

- Played 2 sports at Cincinnati's Elder High.
- Selected to play in U.S. Army All-America game.
- Earned 1st Team All-America honors by *USA TODAY* as a senior.
- Named All-State by AP.
- Ended high school career as the 2nd-leading scorer in Elder High history and the 2nd player to break the 1,000-point mark.

RUDOLPH'S NFL TOTALS

		RECEIVING					
Year	GP/GS	No.	Yds.	Avg.	Lg.	TD	
2011 (Min)	15/8	26	249	9.6	41	3	
2012 (Min)	16/16	53	493	9.3	29	9	
Playoffs	1/1	3	42	14.0	23	0	
2013 (Min)	8/8	30	313	10.4	31t	3	
2014 (Min)	9/8	24	231	9.6	23	2	
2015 (Min)	16/16	49	495	10.1	47t	5	
Playoffs	1/1	1	24	24.0	24	0	
2016 (Min)	16/16	83	840	10.1	44	7	
2017 (Min)	16/16	57	532	9.3	34	8	
Playoffs	2/2	6	53	8.8	25t	1	
2018 (Min)	16/16	64	634	9.9	44t	4	
2019 (Min)	16/16	39	367	9.4	32t	6	
Playoffs	2/2	6	35	5.8	13	1	
2020 (Min)	12/12	28	334	11.9	25	1	
Totals	140/132	453	4,488	9.8	47t	48	
Playoffs	6/6	16	154	9.6	25t	2	

SINGLE-GAME CAREER HIGHS (* - playoffs)

Receptions	11	vs. Chicago, 1/1/17
Receiving Yards	122	at Detroit, 12/23/18
Long reception	47t	vs. Green Bay, 11/22/15
TD Receptions	2	4x, last at Dallas, 11/10/19
2-Point Conversion	1	2x, last at Dallas, 11/10/19

RUDOLPH'S 2-PT CONVERSIONS

GAME	PLAY
at Washington, 10/14/12	pass from Ponder
at Dallas, 11/10/19	pass from Cousins
Total	2 (2 receiving)

RUDOLPH'S TOUCHDOWNS (* - playoffs)

GAME	PLAY
vs. Oakland, 11/20/11	1 pass from C. Ponder
vs. Denver, 12/4/11	19 pass from C. Ponder
@ Washington, 12/24/11	17 pass from J. Webb
@ Indianapolis, 9/16/12	6 pass from C. Ponder
vs. San Francisco, 9/23/12	1 pass, 2 pass from C. Ponder
vs. Tennessee, 10/7/12	15 pass from C. Ponder
@ Washington, 10/14/12	1 pass from C. Ponder
vs. Detroit, 11/11/12	20 pass from C. Ponder
@ Chicago, 11/25/12	2 pass from C. Ponder
@ Green Bay, 12/2/12	7 pass from C. Ponder
@ Houston, 12/23/12	3 pass from C. Ponder
@ Chicago, 9/15/13	20 pass from C. Ponder
vs. Carolina, 10/13/13	23 pass from C. Ponder
@ Dallas, 11/3/13	31 pass from C. Ponder
@ St. Louis, 9/7/14	7 pass from M. Cassel
vs. Carolina, 11/30/14	4 pass from T. Bridgewater
vs. Detroit, 9/20/15	5 pass from T. Bridgewater
vs. Kansas City, 10/18/15	4 pass from T. Bridgewater
@ Detroit, 10/25/15	1 pass from T. Bridgewater
vs. Green Bay, 11/22/15	47 pass from T. Bridgewater
vs. NY Giants, 12/27/15	28 pass from T. Bridgewater
vs. Green Bay, 9/18/16	8 pass from S. Bradford
@ Carolina, 9/25/16	15 pass from S. Bradford
vs. NY Giants, 10/3/16	7 pass from S. Bradford
vs. Detroit, 11/6/16	1 pass from S. Bradford
vs. Washington, 11/13/16	20 pass from S. Bradford
vs. Jacksonville, 12/11/16	3 pass from S. Bradford
vs. Chicago, 1/1/17	22 pass from S. Bradford
vs. New Orleans, 9/11/17	15 pass from S. Bradford
@ Chicago, 10/9/17	13 pass from C. Keenum
@ Cleveland (UK), 10/29/17	4 pass from C. Keenum
@ Detroit, 11/23/17	1 pass, 22 pass from C. Keenum
@ Atlanta, 12/3/17	6 pass from C. Keenum
@ Carolina, 12/10/17	18 pass from C. Keenum
vs. Cincinnati, 12/17/17	1 pass from C. Keenum
at Philadelphia, 1/21/18*	25 pass from C. Keenum
vs. San Francisco, 9/9/18	11 pass from K. Cousins
vs. Buffalo, 9/23/18	4 pass from K. Cousins
at Detroit, 12/23/18	44 pass, 4 pass from K. Cousins
at Detroit, 10/20/19	15 pass from K. Cousins
at Kansas City, 11/3/19	3 pass from K. Cousins
at Dallas, 11/10/19	1 pass, 1 pass from K. Cousins
vs. Denver, 11/17/19	32 pass from K. Cousins
at Seattle, 12/2/19	3 pass from K. Cousins
at New Orleans, 1/5/20*	4 pass from K. Cousins
vs. Tennessee, 9/27/20	3 pass from Cousins
Total	50 (50 receiving)



Kyle Rudolph caught the game-winning TD pass in the NFC Wild Card Playoffs at New Orleans (1/5/20), the 1st time in team history the club won a playoff game in OT.



From his End Zone project and holiday-themed Halloween, Thanksgiving and Christmas parties at U of M Masonic Children's Hospital to football camps for kids, helping the Twin Cities recover after civil unrest in June 2020 and countless other charities, Kyle Rudolph has stood tall as the Vikings Man of the Year in 2017, 2018 and 2019. His work inspires teammates to find causes close to their hearts that they can get involved with and spread positive messages.

RUDOLPH'S CAREER GAME-BY-GAME (*starts)

2011	MIN	No.	Yards	Avg.	Long	TD
9/11	@ SD*	0	0	0.0	0	0
9/18	TB*	1	15	15.0	15	0
9/25	DET	3	39	13.0	20	0
10/2	@ KC*	3	44	14.7	41	0
10/9	ARI	0	0	0.0	0	0
10/16	@ CHI*	2	20	10.0	18	0
10/23	GB	0	0	0.0	0	0
10/30	@ CAR	2	15	7.5	13	0
11/4	@ GB	3	37	12.3	21	0
11/20	OAK	3	7	2.3	4	1
11/27	@ ATL	INACTIVE				
12/4	DEN	1	19	19.0	19t	1
12/11	@ DET*	1	0	0.0	0	0
12/18	NO	2	15	7.5	8	0
12/24	@ WAS*	2	23	11.5	17t	1
1/1/12	CHI*	3	15	5.0	9	0
GP/GS: 15/8		26	249	9.6	41	3

2012	MIN	No.	Yards	Avg.	Long	TD
9/9	JAX*	5	67	13.4	29	0
9/16	@ IND*	3	35	11.7	15	1
9/23	SF*	5	36	7.2	16	2
9/30	@ DET*	2	8	4.0	7	0
10/7	TEN*	4	23	5.8	15t	1
10/14	@ WAS*	6	56	9.3	18	1
10/21	ARI*	0	0	0.0	0	0
10/25	TB*	2	17	8.5	12	0
11/4	@ SEA*	0	0	0.0	0	0
11/11	DET*	7	64	9.1	20t	1
11/25	@ CHI*	5	55	11.0	25	1
12/2	@ GB*	6	51	8.5	21	1
12/9	CHI*	0	0	0.0	0	0
12/16	@ STL*	3	22	7.3	14	0
12/23	@ HOU*	3	39	13.0	27	1
12/30	GB*	2	20	10.0	10	0
GP/GS: 16/16		53	493	9.3	29	9

2012 PLAYOFFS

1/5/13	@ GB*	3	42	14.0	23	0
--------	-------	---	----	------	----	---

2013	MIN	No.	Yards	Avg.	Long	TD
9/8	@ DET*	2	27	13.5	21	0
9/15	@ CHI*	3	42	14.0	20t	1
9/22	CLE*	5	28	5.6	9	0
9/29	PIT*	2	6	3.0	6	0
10/13	CAR*	9	97	10.8	23t	1
10/21	@ NYG*	3	27	9.0	21	0
10/27	GB*	4	51	12.8	17	0
11/3	@ DAL*	2	35	17.5	31t	1
11/7	WAS	INACTIVE				
11/17	@ SEA	INACTIVE				
11/24	@ GB	INACTIVE				
12/1	CHI	INACTIVE				
12/8	@ BAL	INACTIVE				
12/15	PHI	INJURED RESERVE				
12/22	@ CIN	INJURED RESERVE				
12/29	DET	INJURED RESERVE				
GP/GS: 8/8		30	313	10.4	31t	3

2014	MIN	No.	Yards	Avg.	Long	TD
9/7	@ STL*	2	16	8.0	9	1
9/14	NE*	5	53	10.6	17	0
9/21	@ NO*	3	27	9.0	10	0
9/28	ATL	INACTIVE				
10/2	@ GB	INACTIVE				
10/12	DET	INACTIVE				
10/19	@ BUF	INACTIVE				
10/26	@ TB	INACTIVE				
11/2	WAS	INACTIVE				
11/16	@ CHI	0	0	0.0	0	0
11/23	GB*	3	50	16.7	23	0
11/30	CAR*	2	7	3.5	4t	1
12/7	NYJ*	2	9	4.5	6	0
12/14	@ DET*	7	69	9.9	21	0
12/21	@ MIA	INACTIVE				
12/28	CHI*	0	0	0.0	0	0
GP/GS: 9/8		24	231	9.6	23	2

2015	MIN	No.	Yards	Avg.	Long	TD
9/14	@ SF*	5	53	10.6	19	0
9/20	DET*	5	30	6.0	11	1
9/27	SD*	2	14	7.0	10	0
10/4	@ DEN*	2	7	3.5	6	0
10/18	KC*	2	9	4.5	5	1
10/25	@ DET*	2	10	5.0	9	1
11/1	@ CHI*	2	22	11.0	16	0
11/8	STL*	2	30	15.0	15	0
11/15	@ OAK*	1	7	7.0	7	0
11/22	GB*	6	106	17.7	47t	1
11/29	@ ATL*	7	53	7.6	13	0
12/6	SEA*	3	13	4.3	6	0
12/10	@ AZ*	6	67	11.2	17	0
12/20	CHI	2	21	10.5	12	0
12/27	NYC*	2	53	26.5	28t	1
1/3/16	@ GB*	0	0	0.0	0	0
GP/GS: 16/16		49	495	10.1	47t	5
2012 PLAYOFFS						
1/10/16	SEA*	1	24	24.0	24	0

2017	MIN	No.	Yards	Avg.	Long	TD
9/11	NO*	3	26	8.7	15	1
9/17	@ PIT*	4	45	11.3	27	0
9/24	TB*	1	4	4.0	4	0
10/1	DET*	2	34	17.0	19	0
10/9	@ CHI*	6	45	7.5	13t	1
10/15	GB*	5	47	9.4	16	0
10/22	BAL*	5	43	8.6	19	0
10/29	@ CLE*	6	27	4.5	6	1
11/12	@ WAS	5	37	7.4	12	0
11/19	LAR*	5	58	11.6	28	0
11/23	@ DET*	4	63	15.8	34	2
12/3	@ ATL*	4	36	9.0	16	1
12/10	@ CAR*	3	41	13.7	18t	1
12/17	CIN*	2	17	8.5	16	1
12/23	@ GB*	1	6	6.0	6	0
12/31	CHI*	1	3	3.0	3	0
GP/GS: 16/16		57	532	9.3	34	8
2012 PLAYOFFS						
1/14/18	NO*	5	28	5.6	18	0
1/21/18	@ PHI*	1	25	25.0	25t	1
GP/GS: 2/2		6	53	8.8	25t	1

2019	MIN	No.	Yards	Avg.	Long	TD
9/8	ATL*	0	0	0.0	0	0
9/15	@ GB*	3	9	3.0	5	0
9/22	OAK*	1	11	11.0	11	0
9/29	@ CHI*	1	12	12.0	12	0
10/6	@ NYC*	1	4	4.0	4	0
10/13	PHI*	3	36	12.0	18	0
10/20	@ DET*	5	58	11.6	15t	1
10/24	WAS*	3	17	5.7	7	0
11/3	@ KC*	3	23	7.7	15	1
11/10	@ DAL*	4	14	3.5	7	2
11/17	DEN*	5	67	13.4	32t	1
12/2	@ SEA*	4	50	12.5	19	1
12/8	DET*	2	11	5.5	8	0
12/15	@ LAC*	3	48	16.0	22	0
12/23	GB*	1	7	7.0	7	0
12/29	CHI*	0	0	0.0	0	0
GP/GS: 16/16		39	367	9.4	32t	6
2019 PLAYOFFS						
1/5/20	@ NO*	4	31	7.8	13	1
1/11/20	@ SF*	2	4	2.0	3	0
GP/GS: 2/2		6	35	5.8	13	1

2016	MIN	No.	Yards	Avg.	Long	TD
9/11	@ TEN*	4	65	16.3	21	0
9/18	GB*	3	31	10.3	19	1
9/25	@ CAR*	7	70	10.0	18	1
10/3	NYC*	5	55	11.0	16	1
10/9	HOU*	2	15	7.5	14	0
10/23	@ PHI*	5	55	11.0	22	0
10/31	@ CHI*	5	31	6.2	11	0
11/6	DET*	1	1	1.0	1	1
11/13	@ WAS*	5	69	13.8	20	1
11/20	ARI*	2	12	6.0	8	0
11/24	@ DET*	9	64	7.1	18	0
12/1	DAL*	6	45	7.5	17	0
12/11	@ JAX*	4	60	15.0	44	1
12/18	IND*	8	97	12.1	28	0
12/24	@ GB*	6	53	8.8	21	0
1/1/17	CHI*	11	117	10.6	22	1
GP/GS: 16/16		83	840	10.1	44	7

2018	MIN	No.	Yards	Avg.	Long	TD
9/9	SF*	1	11	11.0	11	1
9/16	@ GB*	7	72	10.3	23	0
9/23	BUF*	5	48	9.6	17	1
9/27	@ LAR*	5	57	11.4	24	0
10/7	@ PHI*	5	41	8.2	17	0
10/14	ARI*	4	37	9.3	17	0
10/21	@ NYJ*	1	16	16.0	16	0
10/28	NO*	4	39	9.8	25	0
11/4	DET*	2	20	10.0	10	0
11/18	@ CHI*	2	13	6.5	7	0
11/25	GB*	7	63	9.0	17	0
12/2	@ NE*	3	37	12.7	23	0
12/10	@ SEA*	2	7	3.5	5	0
12/16	MIA*	3	23	7.7	12	0
12/23	@ DET*	9	122	13.6	44t	2
12/30	CHI*	4	19	4.8	9	0
GP/GS: 16/16		64	634	9.9	44t	4

2020	MIN	No.	Yards	Avg.	Long	TD
9/13	GB*	2	28	14.0	22	0
9/20	@ IND*	0	0	0.0	0	0
9/27	TEN*	2	11	5.5	8	1
10/4	@ HOU*	2	27	13.5	19	0
10/11	@ SEA*	1	10	10.0	10	0
10/18	ATL*	3	47	15.7	19	0
11/1	@ GB*	1	12	12.0	12	0
11/8	DET*	3	40	13.3	22	0
11/16	@ CHI*	4	63	15.8	22	0
11/22	DAL*	3	28	9.3	12	0
11/29	CAR*	7	68	9.7	25	0
12/6	JAX*	0	0	0.0	0	0
12/13	@ TB	INACTIVE				
12/20	CHI	INACTIVE				
12/25	@ NO					
1/3	@ DET					
GP/GS: 13/13		28	334	11.9	25	1

RUDY ON A ROLL

Kyle Rudolph has been a scoring threat since entering the NFL in 2011, highlighted by his 9-TD season in 2012. He continues to climb the Vikings record book especially for team marks at the position. His 83 receptions in 2016 are the most by a TE in club history, and he's tied for the team mark in catches in a game.

VIKINGS RECEPTIONS IN A SEASON BY TEs

PLAYER	RECEPTIONS
Kyle Rudolph, 2016	83
Joe Senser, 1981	79
Jermaine Wiggins, 2004	71
Jermaine Wiggins, 2005	69
Steve Jordan, 1985	68
Kyle Rudolph, 2018	64

VIKINGS RECEPTIONS IN A GAME BY TEs

PLAYER	RECEPTIONS
Kyle Rudolph, vs. Chicago, 1/1/17	11
Joe Senser, vs. Green Bay, 11/29/81	11
Joe Senser, vs. NY Jets, 12/26/82	10
Jim Kleinsasser, at St. Louis, 11/30/03	10
Jermaine Wiggins, at Chicago, 10/16/05	10
Kyle Rudolph, at Detroit, 12/23/18	9
Kyle Rudolph, at Detroit, 11/24/16	9
Kyle Rudolph, vs. Carolina, 10/13/13	9
Andrew Glover, vs. New Orleans, 11/8/98	9

VIKINGS RECEIVING YARDS IN A GAME BY TEs

PLAYER	YARDS
Steve Jordan, at Washington, 11/2/86	179
Visanthe Shiancoe, vs. Atlanta, 12/21/08	136
Gordon Smith, at San Francisco, 11/26/61	123
Kyle Rudolph, at Detroit, 12/23/18	122
Kyle Rudolph, vs. Chicago, 1/1/17	117
Joe Senser, vs. NY Jets, 12/26/82	115
Steve Jordan, vs. Green Bay, 9/28/86	112
Kyle Rudolph, vs. Green Bay, 11/22/15	106

VIKINGS TD RECEPTIONS IN A SEASON BY TEs

PLAYER, YEAR	TDs
Visanthe Shiancoe, 2009	11
Kyle Rudolph, 2012	9
Kyle Rudolph, 2017	8

VIKINGS CAREER RECEIVING YARDS BY TEs

PLAYER	REC. YDS
Steve Jordan	6,307
Kyle Rudolph	4,488

HAWAIIAN DELIGHT

Kyle Rudolph joined rare company when he was named the MVP of the 2012 Pro Bowl, a feat achieved for only the 5th time in Vikings history. Rudolph is 1 of 4 Vikings TEs to earn a Pro Bowl berth in Vikings history and earned MVP accolades in the 2012 contest after hauling in 5 catches for 122 yards and a TD from Eli Manning in the 62-35 NFC victory. He gifted the complimentary car that accompanies MVP to his father.

VIKINGS PRO BOWL TEs

PLAYER	SEASON
Joe Senser	1981
Steve Jordan	1986, '87, '88, '89, '90, '91
Byron Chamberlain	2001
Kyle Rudolph	2012, '17

VIKINGS PRO BOWL MVPs

PLAYER	SEASON
Fran Tarkenton	1964
Ahmad Rashad	1978
Randy Moss	1999
Adrian Peterson	2007
Kyle Rudolph	2012



RUDOLPH THE END ZONE REINDEER

Kyle Rudolph's longevity and productivity place him among the all-time leaders in franchise history for receptions and TDs. He enters 2020, his 10th NFL season, ranked 5th in both categories and is approaching his 50th career receiving TD.

VIKINGS CAREER TD RECEPTIONS

PLAYER	TDs
Cris Carter, WR	110
Randy Moss, WR	92
Anthony Carter, WR	52
Sammy White, WR	50
Kyle Rudolph, TE	48

VIKINGS CAREER RECEPTIONS


PLAYER	RECEPTIONS
Cris Carter, WR	1,004
Randy Moss, WR	587
Steve Jordan, TE	498
Anthony Carter, WR	478
Kyle Rudolph, TE	453

VIKINGS CAREER GAMES STARTED BY TEs

PLAYER	STARTS
Steve Jordan	148
Kyle Rudolph	132
Jim Kleinsasser	130

VIKINGS CAREER GAMES PLAYED BY TEs

PLAYER	GAMES
Jim Kleinsasser	181
Steve Jordan	178
Kyle Rudolph	140
Stu Voigt	131



73

DRU SAMIA

POSITION: Guard
HEIGHT/WEIGHT: 6-5/308
DOB: 8-22-97
HOMETOWN: Sacramento, CA

COLLEGE: Oklahoma
ACQUIRED: D4 (#114) 2019
NFL SEASON: 2
VIKINGS SEASON: 2

2020 GP/GS
11/4

Career GP/GS
13/4

Playoffs GP/GS
0/0

- Started 1st career game at Indianapolis (9/20/20).
- Made his NFL debut at the New York Giants on 10/6/19.
- Started on 3 College Football Playoff semifinalist teams as a freshman, junior and senior at Oklahoma, winning the Big 12 each of those years.
- Blocked for Heisman-winning QBs Baker Mayfield and Kyler Murray at OU and faced Murray when both were rookies in 2019.
- One of 4 OU offensive linemen selected in the 2019 NFL Draft, joining OG Cody Ford (Buffalo, Rd. 2, #38), OT Bobby Evans (LA Rams, Rd. 3, #37) and OG Ben Powers (Baltimore, Rd. 4, #123).

OFF THE FIELD

- Graduated from Oklahoma in the summer of 2018 with a degree in communications.
- Last name pronounced sah-MEE-uh.
- Aspires to own a gym and athlete training facility following his football career.
- Plans to be active with breast and ovarian cancer causes to honor family and friends afflicted with the diseases.
- In November 2019, helped give away 250 turkeys with other offensive linemen at The Salvation Army-Citadel Worship and Service Center in St. Paul.

PRO

- Selected in the 4th round (#114) of the 2019 NFL Draft.
- Samia's pick was announced by Vikings HOF Head Coach Bud Grant from the Minnesota Vikings Museum.
- Minnesota traded up 6 spots in the 4th round to select him.

2020: MINNESOTA VIKINGS

- Played at LG when in-game injury forced position changes along the offensive line.
- Started at Houston (10/4) and at Seattle (10/11).
- Played at Green Bay (11/1), vs. Detroit (11/8).
- Placed on Covid-19 list before game at Chicago (11/16) and remainder there for game vs. Dallas (11/22).
- Returned to action vs. Carolina (11/29).
- Inactive vs. Atlanta (10/18).
- Started vs. Tennessee (9/27) and part of offense that had career-high 181 rushing yards for Dalvin Cook and rookie WR Justin Jefferson notched 175 yards receiving, the 1st time in NFL history a team had a 175+ yard rusher and receiver in a game.
- Started 1st career game at Indianapolis (9/20), opening at RG.
- Saw time in season-opener vs. Green Bay (9/13).

2019: MINNESOTA VIKINGS

- Inactive for the Divisional game at San Francisco (1/11/20) and the Wild Card win at New Orleans (1/5/20).
- Appeared in 2 games during his rookie season.
- Was active but did not appear at Green Bay (9/15).
- Active but did not appear at Chicago (9/29).
- Made his NFL debut at NY Giants (10/6), on special teams.
- Played extensively at RG vs. Chicago (12/29).

COLLEGE

- Played on OU teams that went 46-8 during his career, never losing more than 2 games in a season.
- Won Big 12 titles in 2015, '17, '18.
- Advanced to National Championship Playoffs semifinals as a senior in 2018, falling to Alabama 45-34, as a junior in 2017, losing a dramatic 2-OT game 54-48 and as a freshman in 2015, falling to Clemson.
- Settled into starting role at RG for final 3 years at OU after beginning career at RT.
- Started 48 career games and played in 52.
- Started all 14 games at RG as a senior in 2018 and did not give up a sack.
- As a senior, named a 2nd-Team All-American by the AFCA and AP. Also named Tri-Big 12 Offensive Lineman of the Year by league's coaches and was a Polynesian Player of the Year finalist. A 1st-Team All-Big 12 selection by league's coaches and the AP and a 2nd Team Academic All-Big 12 selection.
- Member of an OU offensive line unit that won Joe Moore Award during Samia's final campaign.
- One of 2 players to receive OU's Don Key award in 2018.
- A 2nd-Team All-Big 12 choice by league's coaches in 2017.
- An Academic All-Big 12 1st-Team honoree and a CoSIDA Academic All-District selection in 2017.
- Started all 13 games as a sophomore in 2016, opening the season at RT vs. Houston before moving to RG for final 12.
- Honorable mention All-Big 12 by the league's coaches in 2016 and named to the Academic All-Big 12 2nd-Team.
- Played in 12 games with 9 starts at RT as a freshman in 2015.

PREP

- Ranked by Rivals, Scout and 247Sports as a 4-star recruit and by ESPN as a 3-star prospect.
- Rated as country's No. 13 offensive tackle according to Scout and No. 23 by Rivals.
- Slotted as No. 14 OG in country by Scout, No. 44 by 247Sports and No. 59 by ESPN.
- Chosen as No. 21 player in state of California by Scout, No. 38 by Rivals, No. 56 by 247Sports and No. 93 by ESPN.

SAMIA'S CAREER GAMES

Year	GP
2019 (Min).....	2/0
Playoffs	0/0
2020 (Min)	11/4
Totals	13/4
Playoffs	0/0



59

CAMERON SMITH

POSITION: Linebacker
HEIGHT/WEIGHT: 6-2/235
DOB: 3-26-97
HOMETOWN: Granite Bay, CA

COLLEGE: Southern California
ACQUIRED: Draft 5 (#162) 2019
NFL SEASON: 2
VIKINGS SEASON: 2

2019 GP/GS
5/0

Career GP/GS
5/0

Playoffs GP/GS
2/0

training camp.

- Vikings 2020 Ed Block Courage Award winner.

OFF THE FIELD

- Earned degree in communications in May 2018.
- Grandfather, Bob Lakata, played basketball at Duke (1955-58).
- Interned at California's Melville Winery in summer of 2017.
- Interested in outdoors guiding as a career after football.
- His selection in the Draft was read on NFL Network by then-99-year-old Minnesota media icon Sid Hartman.

PRO

- Selected in the 5th Round (#162 overall) of the 2019 Draft.
- Signed to the Vikings practice squad on 9/1/19.
- Elevated to Minnesota's active roster on 10/12/19.
- Waived by Minnesota on 11/2/19.
- Added to the Vikings practice squad on 11/5/19.
- Elevated to the 53-man roster 11/26/19.

2020: MINNESOTA VIKINGS

- Placed on reserve/non-football illness and underwent heart surgery in August after heart defect was detected during

2019: MINNESOTA VIKINGS

- Appeared in 5 games during his rookie campaign.
- Made his 1st-career special teams tackle at Detroit (10/20).
- Made his NFL debut and 1st tackle vs. Philadelphia (10/13).
- Had 4 stops vs. Chicago (12/29), a game most starters sat out.
- Made playoff debut in Wild Card win at New Orleans (1/5/20).

COLLEGE

- USC's MVP as a senior and captain as a junior and senior.
- Led Trojans in tackles in final 3 seasons, the 1st USC player to lead team in stops 3 straight seasons since Johnson in 1977-79.
- Started 9 games as a true freshman in 2015 before injury.
- Earned 1st-Team All-Pac 12 as a junior and 2nd-Team honors as a sophomore and senior.
- Started 26 games and played in 27 games as sophomore and junior but was limited to 10 games and 9 starts as a senior.

PREP

- Helped team to state championship in 2012 as a sophomore.
- Earned 1st-Team All-State honors and All-America as a senior LB at Granite Bay High.

SMITH'S NFL TOTALS

Year	GP/GS	Solo	Asst.	Total	Sacks	INTs	PBU	TFL	QBH	FF/FR	Special Teams
2019 (Min)	5/0	3	2	5	0.0	0	0	0	0	0/0	2
Playoffs	2/0	0	0	0	0.0	0	0	0	0	0/0	0
2020 (Min)		RESERVE/NON-FOOTBALL ILLNESS									
Total	5/0	3	2	5	0.0	0	0	0	0	0/0	2
Playoffs	2/0	0	0	0	0.0	0	0	0	0	0/0	0

SINGLE-GAME CAREER HIGHS (* - playoffs)

Total Tackles 4 vs. Chicago, 12/29/19

Spec. Teams Tkls 1 (2x) last at LAC, 12/15/19

SMITH'S CAREER GAME-BY-GAME (*starts)

2019	MIN	U	A	T	TFL	SK	QH	FF	FR	INT	PD
9/8	ATL	PRACTICE SQUAD									
9/15	@ GB	PRACTICE SQUAD									
9/22	OAK	PRACTICE SQUAD									
9/29	@ CHI	PRACTICE SQUAD									
10/6	@ NYG	PRACTICE SQUAD									
10/13	PHI	1	0	1	0	0.0	0	0	0	0	0
10/20	@ DET	0	0	0	0	0.0	0	0	0	0	0
10/24	WAS	INACTIVE									
11/3	@ KC	NOT WITH TEAM									
11/10	@ DAL	PRACTICE SQUAD									
11/17	DEN	PRACTICE SQUAD									
12/2	@ SEA	INACTIVE									
12/8	DET	INACTIVE									
12/15	@ LAC	0	0	0	0	0.0	0	0	0	0	0
12/23	GB	0	0	0	0	0.0	0	0	0	0	0
12/29	CHI	2	2	4	0	0.0	0	0	0	0	0
GP/GS: 5/0		3	2	5	0	0.0	0	0	0	0	0
2019 PLAYOFFS											
1/5/20	@ NO	0	0	0	0	0.0	0	0	0	0	0
1/11/20	@ SF	0	0	0	0	0.0	0	0	0	0	0
GP/GS: 2/0		0	0	0	0	0.0	0	0	0	0	0



22

HARRISON SMITH

2020 GP/GS

14/14

Career GP/GS

128/127

Playoffs GP/GS

6/6

• Voted as a Pro Bowl starter in 2019, his 5th consecutive season earning Pro Bowl honors.

• The 3rd-highest-rated safety in 2019 according to Pro Football Focus (89.8 overall grade).

• Became the 1st Viking since Antoine Winfield (at New Orleans, 10/6/08) to record a PBU, FF, FR and TFL in a single game, doing so at Green Bay all in the first half (9/15/19).

• Ranks 3rd all-time in Vikings history in tackles among DBs with 821 career tackles.

• Became the only player in franchise history with 4 career INT returns of 50+ yards after intercepting Sam Darnold in Week 7 of the 2018 season.

• Has 13.0 career sacks, a franchise record among defensive backs. His 3.0 sacks in 2018 tied a career high.

• Ranks 7th all-time in team history in career INTs with 26.

OFF THE FIELD

• Hosts annual Kickin' It With Harrison dodgeball event at the team's headquarters that welcomes Big Brothers Big Sisters of the Twin Cities, an organization he supports year-round.

• Regularly visits the Hennepin County Juvenile Detention Center with teammates.

• Earned his pilot's license at a local Minnesota airport, attending classes and lessons during the offseason.

• Flew a 1944 North American B-25 Mitchell Bomber during a visit to the Fagan Fighters World War II Museum in Granite Falls, MN, during the 2019 offseason.

• Graduated with a management-entrepreneurship degree in 2011 and played senior season as a graduate student.

POSITION: Safety

HEIGHT/WEIGHT: 6-2/214

DOB: 2-2-89

HOMETOWN: Knoxville, TN

COLLEGE: Notre Dame

ACQUIRED: D1b (#29) 2012

NFL SEASON: 9

VIKINGS SEASON: 9

• His grandfather served in the U.S. Navy.

• His aunt, Elaine Hendrix, is an actress and has appeared in such films and shows as *Friends*, *NCIS*, and *The Parent Trap*.

HONORS

• Named 2nd-Team All-Pro in 2018 by the AP.

• Named 1st-Team All-Pro in 2017 by the AP, PFWA and *Sporting News*.

• Earned Pro Bowl honors in 2015, 2016, 2017, 2018 and 2019.

• Named to the All-NFL and All-NFC team by PFWA in 2017.

• The 2017 Minnesota Vikings Defensive Player of the Year.

• Voted #73 after 2015, #74 after 2016 and #46 after 2017 on the NFL's Top 100 list.

• Named All-Rookie in 2012 by Pro Football Weekly/PFWA.

• Voted the Vikings Rookie of the Year in 2012.

• NFC Defensive Player of the Week at Green Bay (12/23/17).

PRO

• Selected #29 overall in 2012 by the Vikings.

• Became just the 3rd Notre Dame player and 3rd DB chosen by the Vikings in the 1st round in team history.

• Signed contract extension in 2016 offseason.

• Has more sacks (13.0) than any other DB in franchise history.

• Has 4 career INT return TDs, a Vikings franchise record.

• Tied Vikings rookie record with 2 INT return TDs on the season and was 1 shy of the team record for a season.

• Became 1st Vikings rookie safety to start all 16 games.

2020: MINNESOTA VIKINGS

• Had 3rd INT of the season at Chicago (11/16) in Monday Night Football at Chicago.

• Snared 1st INT of the season vs. Tennessee (9/27) and grabbed 2nd INT of season vs. Detroit (11/8).

• Started season-opener vs. Green Bay (9/13), his 9th straight Vikings opening-day start.

HARRASSIN' SMITH

Safety Harrison Smith set a Vikings record with his 4th career INT return TD, snapping the mark of 3 that was shared by 8 players. Smith's nose for the end zone has made him one of the top big-play defenders in the NFL since he entered the league in 2012.

VIKINGS CAREER INTERCEPTIONS RETURNED FOR TDs

PLAYER, YEAR.....	TDs/INTs
Harrison Smith.....	4/26
Darren Sharper.....	3/18
Jimmy Hitchcock.....	3/9
Dewayne Washington.....	3/10
Audray McMillian.....	3/19
Joey Browner.....	3/37
Bobby Bryant.....	3/51
Ed Sharockman.....	3/40
Rip Hawkins.....	3/12

VIKINGS SEASON INTERCEPTIONS RETURNED FOR TDs

PLAYER, YEAR.....	TDs
Jimmy Hitchcock, 1998.....	3
Darren Sharper, 2005.....	2
Carl Lee, 1988.....	2
Dewayne Washington, 1994.....	2
Anthony Parker, 1994.....	2
Audray McMillian, 1992.....	2
Harrison Smith, 2012.....	2

VIKINGS CAREER INT RETURNS OF 50+ YARDS

PLAYER, YEARS.....	50+ RETURNS
Harrison Smith, 2012-18.....	4 (56t, 81t, 52, 52)
Charlie West, 1968-73.....	3 (89, 54, 50)

VIKINGS SINGLE-SEASON SACKS BY DEFENSIVE BACKS

PLAYER, YEAR.....	SACKS
Robert Griffith, 1999.....	4.0
Mackenzie Alexander, 2018.....	4.0
Harrison Smith, 2014, 2018.....	3.0
Brian Williams, 2003.....	3.0
Joey Browner, 1990.....	3.0
Tommy Hannon, 1979.....	3.0

VIKINGS CAREER SACKS BY DEFENSIVE BACKS

PLAYER.....	SACKS
Harrison Smith.....	13.5
Joey Browner.....	9.5
Robert Griffith.....	7.5
Karl Kassulke.....	7.5

VIKINGS CAREER TACKLES BY DEFENSIVE BACKS

PLAYER.....	TACKLES
Tommy Hannon.....	1,056
Joey Browner.....	987
Harrison Smith.....	850
Antoine Winfield.....	769
Robert Griffith.....	714
Carl Lee.....	702
Paul Krause.....	666
John Turner.....	553

• Started but was disqualified following a personal foul penalty that was ruled flagrant.

2019: MINNESOTA VIKINGS

- Started all 15 games in which he appeared, finishing with 84 tackles and setting career highs with 3 FF and 2 FR.
- Led the Vikings in Week 1 with 9 tackles against Atlanta (9/8), moving into 5th place all-time among Vikings DBs with 703 career tackles in what was his 100th career game.
- In his 100th career start, became the 1st Viking since Antoine Winfield (10/6/08 at New Orleans) to record a PBU, FF, FR and TFL in a game, doing so at Green Bay (9/15) all in the 1st half.
- Had 7 solo tackles at Detroit, topping 500 career solo tackles.
- Led the defense with 8 tackles (6 solo) at Kansas City (11/3), while recording his 13th-career sack and 1 FF.
- Made 4 total tackles (2 solo) and 1 QBH vs. Denver (11/17) before exiting with a hamstring injury.
- Grabbed the 22nd INT of his career vs. Detroit (12/8), moving into a tie for 7th on the franchise INT list.
- Recorded 6 tackles, 1 TFL, 1 FR, 1 INT and 1 PD at LA Chargers (12/15), en route to surpassing Antoine Winfield for 3rd-most tackles by a defensive back in franchise history.
- Set career high with his 3rd FF of season vs. Green Bay (12/23).
- Led the Minnesota with a postseason career-high 11 tackles (8 solo) in its Wild Card win at New Orleans (1/5/20)
- Had 8 tackles in the Divisional game at San Francisco (1/11/20).

2018: MINNESOTA VIKINGS

- Started all 16 games for the 2nd consecutive season and the 4th time in his career, earning 2nd-Team AP All-Pro honors and his 4th consecutive trip to the Pro Bowl.
- Set career highs in solo tackles (75) and TFLs (11) and tied career highs in sacks (3.0) and QBHs (10).
- Became the 1st player since Landon Collins and Ryan Shazier in 2016 to record 3 INTs and 3.0 sacks in a single season.
- Became the only player in franchise history with 4 career INT returns of 50+ yards by intercepting Sam Darnold in Week 7.
- Awarded NFC Defensive Player of the Week vs. San Francisco (9/9), where he became the Vikings career sacks leader by a DB (10.0) when he caught Jimmy Garoppolo in the 4th quarter. Also had 8 tackles (7 solo) and a game-sealing interception.
- Recorded his 3rd sack of the season vs. Arizona (10/14), tying his career-high season total set in 2014.
- Totaled 5 tackles (3 solo) 1 QBH, 2 PD and 1 INT at New York (10/21). Returned his 3rd quarter INT of Sam Darnold 52 yards, the 4th INT return of 50+ yards in his career, a franchise record.
- Grabbed his 3rd INT of the year vs. New Orleans (10/28), forcing Drew Brees' 1st INT of the 2018 season and becoming the 10th Viking with 20+ INTs.
- Notched 7 tackles (6 solo), 1 PBU and 2 TFL at Detroit (12/23), the only NFL DB with 3 games of at least 2 TFL in 2018.
- Recorded his 11th TFL of the season vs. Chicago (12/30),

setting a new single-season high.

2017: MINNESOTA VIKINGS

- Started all 16 games for the 3rd time in his career and totaled 93 tackles with a team-high 5 INTs, earning AP All-Pro honors, a trip to the Pro Bowl and All-NFL and All-NFC honors by PFWA.
- Became the 2nd DB in 2017 to record a sack and an INT in the same game, totaling 5 tackles (4 solo) 1.5 sacks, 2 TFL, 4 QBH, 1 INT and 2 PD vs. Green Bay (10/15).
- Recorded a 10 tackles (7 solo), 2 QBHs, a TFL and a PBU vs. Cleveland (10/29) at Twickenham Stadium in London, England as a part of the NFL's International Series.
- Posted 4 tackles (2 solo) and a TFL vs. Cincinnati (12/17) to help the Vikings clinch the NFC North title.
- Had a standout performance at Green Bay (12/23) as the Vikings forced their 1st shutout of the Packers since 1971, totaling 7 tackles (6 solo) 2 INTs, his 1st career multi-INT day.
- Made 6 tackles (4 solo), 1 sack, 1 TFL and 1 QBH vs. New Orleans (1/14/18) in the Vikings Divisional Round victory.
- Had 6 solo tackles at Philadelphia (1/21/18) in NFC title game.

2016: MINNESOTA VIKINGS

- Played through an ankle injury and totaled 104 tackles and 2.0 sacks in 14 games, all starts, to earn his 2nd career Pro Bowl.
- Had 9 tackles (6 solo), 1 TFL and 1 PD at Tennessee (9/11), the 1st game in his home state since high school.
- Posted his 2nd double-digit tackle performance of the season, tallying 10 total tackles (9 solo) and his 2nd sack of the year vs. Arizona (11/20); his 7.5 career sacks are 2.0 sacks shy of setting the Vikings all-time record for sacks by a DB.
- Returned from injury at Green Bay (12/24) and registered 4 solo tackles to surpass 500 tackles in his career.

2015: MINNESOTA VIKINGS

- Named to Pro Bowl for 1st time in his career.
- Vikings defense set the tone for NFC North Champions, ranking #5 in the NFL in scoring defense and jumping to #12 in the NFL in passing defense, #13 in total defense.
- Started all 13 regular-season games he played (missing 3 due to injury) and Wild Card Playoff game.
- Notched season-high 11 tackles vs. San Diego (9/27) and season-high 8 solos vs. San Diego (9/27) and at Oakland (11/15).
- Sacked Matthew Stafford at Detroit (10/25) and shared sack of Aaron Rodgers at Green Bay (1/3/16) with DT Tom Johnson.
- Set Vikings record by returning his 4th career INT TD vs. N.Y. Giants (12/27/15), breaking old mark of 3 shared by 8 players.

2014: MINNESOTA VIKINGS

- Led the team with a career-high 5 INTs, that ranked tied for 3rd in the NFL and tied for 2nd in the NFC.
- His 150 INT return yards was 2nd-best in the NFL.
- Led the team in tackles for the 1st time in his career.
- Only player in the NFL to have at least 3 INTs and 3 sacks.



Harrison Smith hosted more than 100 participants at TCO Performance Center for his 5th annual Big Brothers Big Sisters dodgeball event.

- Helped Vikings pass defense from 31st in 2013 to 7th in 2014.
- Career-long INT return for a TD Week 1 at St. Louis (9/7) when taking back an Austin Davis pass 81 yards for a TD, 9th longest INT return in team history.
- Tied for the franchise record with 3 INTs returned for TD.

2013: MINNESOTA VIKINGS

- Averaged more than 8 tackles per game.
- Intercepted multiple passes (2) for the 2nd time in his career, finishing 2nd on the team.
- Snagged 1st INT of season at Chicago (10/15).
- Suffered injured toe vs. Carolina (10/13) and was placed on Injured Reserve for Recall.
- Missed 8 games from injury yet ranked 5th on team in tackles.

2012: MINNESOTA VIKINGS

- Record-setting season earned All-Rookie team honors.
- Started all 16 games and Wild Card playoff game.
- Tied Vikings rookie record with 2 INT-return TDs and was 1 shy of overall club record for a season.
- Ranked tied for 3rd in NFL with pair of INT-return scores and ranked 2nd among NFL rookies.
- Led all NFL safeties with 2 INT return TDs.
- Ranked 2nd on team with 129 tackles and led team with 87 yards on INT returns and tied team-high with 3 INTs.
- Set Vikings record with 16 starts by a rookie safety, passing previous high of 14 by Chuck Lamson in 1962.
- Ranks 3rd in INT return yards by a Vikings rookie.
- Had 10+ tackles in 5 games on the season and season-high 12 stops at Green Bay (12/2) and at St. Louis (12/16).
- Notched lone sack at Houston (12/23), catching Matt Schaub.

COLLEGE

- Started in 47 of his 51 collegiate contests.
- Is the only player in Irish history to register more than 200+ tackles (309), 15+ TFL (18.5) and 15+ (28) in a career.
- Was the lone captain of the 2011 Fighting Irish, an honor only bestowed on 4 players at Notre Dame in the past 40 years
- Made 15 starts at LB before making switch to DB in 2009.
- Started final 38 games.
- Ranks 2nd in ND history with 28 career pass breakups.

- Set school record with 3 INTs in a game vs. Miami in Sun Bowl.

PREP

- Named the Gatorade Player of the Year in Tennessee in 2006 at Knoxville Catholic HS.
- Honored as 2006 American General Tennessee Mr. Football. Back of the Year after rushing for 1,340 yards and 19 TDs.
- Named 2006 Tennessee Class 3A All-State DB.
- East Tennessee HS Player of the Year in 2007.
- Earned Tennessee Class 3A 1st-team All-State as a junior.
- Played basketball.

HARRISON SNARES IT

Harrison Smith is 7th in Vikings history with 26 INTs and holds the club record with 4 INT return TDs.

VIKINGS CAREER INTERCEPTIONS

PLAYER	INTERCEPTIONS
Paul Krause.....	53
Bobby Bryant.....	51
Ed Sharockman.....	40
Joey Browner.....	37
Nate Wright.....	32
Carl Lee.....	29
Harrison Smith.....	27
John Turner.....	22
Orlando Thomas.....	22
Antoine Winfield.....	21

VIKINGS CAREER INTERCEPTION RETURN YARDAGE

PLAYER	INT RETURN YARDS
Paul Krause.....	852
Ed Sharockman.....	804
Bobby Bryant.....	749
John Turner.....	465
Harrison Smith.....	421

SMITH'S NFL TOTALS

Year	GP/GS	Solo	Asst.	Total	Sacks	INTs	PBU	TFL	QBH	FF/FR	Special Teams
2012 (Min)	16/16	79	50	129	1.0	3 (87)	13	2	5	1/1	9
Playoffs	1/1	7	1	8	0.0	0	0	2	0	0/0	0
2013 (Min)	8/7	50	16	66	0.0	2 (4)	3	2	0	0/1	5
2014 (Min)	16/16	82	38	120	3.0	5 (150)	9	4	3	1/0	1
2015 (Min)	13/13	56	31	87	1.5	2 (35)	2	3	6	1/0	0
Playoffs	1/1	3	1	4	0.0	0	1	1	0	0/0	0
2016 (Min)	14/14	70	34	104	2.0	0	3	4	5	0/2	0
2017 (Min)	16/16	61	32	93	1.5	5 (42)	13	10	10	0/0	0
Playoffs	2/2	10	2	12	1	1.0	1	0	0	0	0
2018 (Min)	16/16	75	20	95	3.0	3 (56)	8	11	10	1/2	0
2019 (Min)	15/15	65	19	84	1.0	3 (13)	12	5	4	3/2	0
Playoffs	2/2	12	7	19	0.0	0	0	0	0	0/0	0
2020 (Min)	14/14	42	30	72	0.5	4 (24)	9	2	5	0/0	0
Totals	128/127	580	270	850	13.5	27 (421)	72	43	48	7/8	15
Playoffs	6/6	32	11	43	1.0	0	1	4	1	0/0	0

SINGLE-GAME CAREER HIGHS (* - playoffs)

Tackles13.....vs. New England, 9/14/14
Solo Tackles10.....3x, last vs. Wash., 11/17/17
Interceptions 2.....at Green Bay, 12/23/17
Long INT Return 81t.....at St. Louis, 9/7/14
INT Return TDs1.....4x, last vs. NY Giants, 12/27/15
Sacks1.5.....vs. Green Bay, 10/15/17

Forced Fumble1.....7x, last vs. Green Bay, 12/23/19
Fumble Recovery1.....8x, last at LAC, 12/15/19
QB Hurries 4.....3x, last at New England, 12/2/18
Passes Defensed 3.....2x, last at New Orleans, 9/21/14
Tackles for Loss2.0.....5x, last at Detroit, 12/23/18

SMITH'S INTERCEPTIONS

GAME	QB	INT (Yds)
vs. Arizona, 10/21/12.....	John Skelton.....	1 (31t)
@ Green Bay, 12/2/12.....	Aaron Rodgers.....	1 (0)
vs. Chicago, 12/9/12.....	Jay Cutler.....	1 (56t)
@ Chicago, 9/15/13.....	Jay Cutler.....	1 (0)
vs. Cleveland, 9/22/13.....	Brian Hoyer.....	1 (4)
@ St. Louis, 9/7/14.....	Austin Davis.....	1 (81t)
vs. Atlanta, 9/28/14.....	Matt Ryan.....	1 (1)
@ Green Bay, 10/2/14.....	Matt Flynn.....	1 (5)
@ Chicago, 10/16/14.....	Jay Cutler.....	1 (52)
@ Miami, 12/21/14.....	Ryan Tannehill.....	1 (11)
@ Denver, 10/4/15.....	Peyton Manning.....	1 (0)
vs. N.Y. Giants, 12/27/15.....	Eli Manning.....	1 (35t)
vs. Tampa Bay, 9/24/17.....	Jameis Winston.....	1 (12)
at Chicago, 10/9/17.....	Mitchell Trubisky.....	1 (-6)
vs. Green Bay, 10/15/17.....	Brett Hundley.....	1 (19)
at Green Bay, 12/23/17.....	Brett Hundley.....	2 (17)
vs. San Francisco, 9/9/18.....	Jimmy Garoppolo.....	1 (4)
at New York Jets, 10/21/18.....	Sam Darnold.....	1 (52)
vs. New Orleans, 10/28/18.....	Drew Brees.....	1 (0)
vs. Oakland, 9/22/19.....	Derek Carr.....	1 (13)
vs. Detroit, 12/8/19.....	David Blough.....	1 (0)
vs. Tennessee, 9/27/20.....	Ryan Tannehill.....	1 (16)
vs. Detroit, 11/8/20.....	Matthew Stafford.....	1 (0)
at Chicago, 11/16/20.....	Nick Foles.....	1 (8)
vs. Jacksonville, 12/6/20.....	Mike Glennon.....	1 (0)
Total.....		27 (421)

SMITH'S TOUCHDOWNS

GAME	PLAY
vs. Arizona, 10/21/12.....	31 INT return
vs. Chicago, 12/9/12.....	56 INT return
@ St. Louis, 9/7/14.....	81 INT return
vs. N.Y. Giants, 12/27/15.....	35 INT return
Total.....	4 (4 INTs)

SMITH'S SACKS

GAME	QB	SACK
@ Houston, 12/23/12.....	T.J. Yates.....	1.0
@ St. Louis, 9/7/14.....	Austin Davis.....	1.0
vs. Carolina, 11/30/14.....	Cam Newton.....	1.0
vs. New York Jets, 12/7/14.....	Geno Smith.....	1.0
@ Detroit, 10/25/15.....	Matthew Stafford.....	1.0
@ Green Bay, 1/3/16.....	Aaron Rodgers.....	0.5
@ Carolina, 9/25/16.....	Cam Newton.....	1.0
vs. Arizona, 11/20/16.....	Carson Palmer.....	1.0
vs. Green Bay, 10/15/17.....	Brett Hundley.....	1.5
vs. San Francisco, 9/9/18.....	Jimmy Garoppolo.....	1.0
vs. Buffalo, 9/23/18.....	Josh Allen.....	1.0
vs. Arizona, 10/14/18.....	Josh Rosen.....	1.0
at Kansas City, 11/3/19.....	Matt Moore.....	1.0
vs. Jacksonville, 12/6/20.....	Mike Glennon.....	0.5
Total.....		13.5

SMITH'S CAREER GAME-BY-GAME (*starts)

2012	MIN	U	A	T	TFL	SK	QH	FF	FR	INT	PD
9/9	JAX*	3	4	7	0	0.0	0	0	0	0	1
9/16	@ IND*	7	2	9	0	0.0	0	0	0	0	1
9/23	SF*	3	6	9	0	0.0	0	0	0	0	1
9/27	@ DET*	3	2	5	0	0.0	0	0	0	0	3
10/7	TEN*	2	0	2	0	0.0	0	0	1	0	0
10/14	@ WAS*	1	3	4	0	0.0	0	0	0	0	1
10/21	ARI*	5	4	9	0	0.0	0	0	0	1	1
10/28	TB*	10	1	11	0	0.0	0	0	0	0	0
11/4	@ SEA*	6	4	10	0	0.0	0	0	0	0	0
11/18	DET*	4	3	7	0	0.0	0	0	0	0	0
11/25	@ CHI*	5	2	7	1	0.0	0	0	0	0	0
12/2	@ GB*	8	4	12	0	0.0	0	0	0	1	1
12/10	CHI*	4	3	7	0	0.0	1	0	0	1	1
12/16	@ STL*	8	4	12	0	0.0	0	0	0	0	0
12/23	@ HOU*	5	5	10	1	1.0	4	1	0	0	1
12/30	GB*	5	3	8	0	0.0	0	0	0	0	2
GP/GS: 16/16	79	50	129	2	1.0	5	1	1	3	13	
2012 PLAYOFFS											
1/5/13	@ GB*	7	1	8	2	0.0	0	0	0	0	0

2013	MIN	U	A	T	TFL	SK	QH	FF	FR	INT	PD
9/9	@ DET*	7	3	10	0	0.0	0	0	1	0	1
9/15	@ CHI*	8	3	11	0	0.0	0	0	0	1	1
9/22	CLE*	6	0	6	1	0.0	0	0	0	1	1
9/29	PIT*	6	2	8	0	0.0	0	0	0	0	0
10/13	CAR*	3	3	6	0	0.0	0	0	0	0	0
10/21	@ NYG	INJURED RESERVED - DESIGNATED FOR RETURN									
10/27	GB	INJURED RESERVED - DESIGNATED FOR RETURN									
11/3	@ DAL	INJURED RESERVED - DESIGNATED FOR RETURN									
11/7	WAS	INJURED RESERVED - DESIGNATED FOR RETURN									
11/17	@ SEA	INJURED RESERVED - DESIGNATED FOR RETURN									
11/24	@ GB	INJURED RESERVED - DESIGNATED FOR RETURN									
12/1	CHI	INJURED RESERVED - DESIGNATED FOR RETURN									
12/8	@ BAL	INJURED RESERVED - DESIGNATED FOR RETURN									
12/15	PHI	6	3	9	0	0.0	0	0	0	0	0
12/22	@ CIN*	6	1	7	0	0.0	0	0	0	0	0
12/29	DET*	8	1	9	1	0.0	0	0	0	0	0
GP/GS: 8/7	50	16	66	2	0.0	0	0	1	2	3	

2014	MIN	U	A	T	TFL	SK	QH	FF	FR	INT	PD
9/7	@ STL*	4	0	4	1	1.0	2	0	0	1	1
9/14	NE*	7	6	13	0	0.0	0	0	0	0	0
9/21	@ NO*	4	4	8	0	0.0	0	0	0	0	3
9/28	ATL*	5	4	9	0	0.0	0	0	0	1	1
10/2	@ GB*	6	1	7	0	0.0	0	0	0	1	1
10/12	DET*	2	2	4	0	0.0	0	0	0	0	0
10/19	@ BUF*	5	0	5	0	0.0	1	1	0	0	0
10/26	@ TB*	2	4	6	0	0.0	0	0	0	0	0
11/2	WAS*	10	2	12	0	0.0	0	0	0	0	0
11/16	@ CHI*	2	2	4	0	0.0	0	0	0	1	1
11/23	GB*	6	6	12	0	0.0	0	0	0	0	1
11/30	CAR*	6	2	8	2	1.0	0	0	0	0	0
12/7	NYJ*	7	2	9	1	1.0	0	0	0	0	0
12/14	@ DET*	8	0	8	0	0.0	0	0	0	0	0
12/21	@ MIA*	5	2	7	0	0.0	0	0	0	1	1
12/28	CHI*	3	1	4	0	0.0	0	0	0	0	0
GP/GS: 16/16	82	38	120	4	3.0	3	1	0	5	9	

2015	MIN	U	A	T	TFL	SK	QH	FF	FR	INT	PD
9/14	@ SF*	7	3	10	0	0.0	0	0	0	0	0
9/20	DET*	4	3	7	0	0.0	2	1	0	0	0
9/27	SD*	8	3	11	1	0.0	1	0	0	0	0
10/4	@ DEN*	4	4	8	0	0.0	0	0	0	1	1
10/18	KC*	3	2	5	0	0.0	0	0	0	0	0
10/25	@ DET*	4	4	8	1	1.0	0	0	0	0	0
11/1	@ CHI*	3	5	8	0	0.0	2	0	0	0	0
11/8	STL*	2	0	2	0	0.0	1	0	0	0	0
11/15	@ OAK*	8	2	10	0	0.0	0	0	0	0	0
11/22	GB*	3	2	5	0	0.0	0	0	0	0	0
11/29	@ ATL	INACTIVE									
12/6	SEA*	2	0	2	1	0.0	0	0	0	0	0
12/10	@ AZ	INACTIVE									
12/20	CHI	INACTIVE									
12/27	NYG*	3	3	6	0	0.0	0	0	0	1	1
1/3/16	@ GB*	5	0	5	0	0.5	0	0	0	0	0
GP/GS: 13/13	56	31	87	3	1.5	6	1	0	2	2	
2015 PLAYOFFS											
1/10/16	SEA*	3	1	4	1	0.0	0	0	0	0	1

2016	MIN	U	A	T	TFL	SK	QH	FF	FR	INT	PD
9/11	@ TEN*	6	3	9	1	0.0	0	0	0	0	1
9/18	GB*	5	3	8	0	0.0	0	0	0	0	0
9/25	@ CAR*	6	0	6	1	1.0	1	0	0	0	0
10/3	NYG*	6	3	9	0	0.0	0	0	0	0	0
10/9	HOU*	5	3	8	0	0.0	0	0	0	0	1
10/23	@ PHI*	4	7	11	0	0.0	0	0	1	0	0
10/31	@ CHI*	4	2	6	0	0.0	0	0	0	0	0
11/6	DET*	5	4	9	0	0.0	1	0	0	0	0
11/13	@ WAS*	3	3	6	0	0.0	0	0	0	0	1
11/20	ARI*	9	1	10	1	1.0	1	0	0	0	0
11/24	@ DET*	3	4	7	0	0.0	2	0	0	0	0
12/1	DAL*	7	1	8	1	0.0	0	0	0	0	0
12/11	@ JAX	INACTIVE									
12/18	IND	INACTIVE									
12/24	@ GB*	4	0	4	0	0.0	0	0	0	0	0
1/1/17	CHI*	3	0	3	0	0.0	0	0	0	0	0
GP/GS: 14/14		70	34	104	4	2.0	5	0	1	0	3

2017	MIN	U	A	T	TFL	SK	QH	FF	FR	INT	PD
9/11	NO*	3	4	7	0	0.0	0	0	0	0	1
9/17	@ PIT*	2	4	6	0	0.0	0	0	0	0	0
9/24	TB*	6	2	8	0	0.0	0	0	0	1	2
10/1	DET*	4	0	4	1	0.0	1	0	0	0	0
10/9	@ CHI*	1	5	6	1	0.0	1	0	0	1	2
10/15	GB*	4	1	5	2	1.5	4	0	0	1	2
10/22	BAL*	2	2	4	1	0.0	0	0	0	0	0
10/29	@ CLE*	7	3	10	1	0.0	2	0	0	0	1
11/12	@ WAS	10	2	12	2	0.0	0	0	0	0	0
11/19	LAR*	2	0	2	0	0.0	0	0	0	0	2
11/23	@ DET*	4	2	6	0	0.0	0	0	0	0	1
12/3	@ ATL*	5	1	6	0	0.0	1	0	0	0	0
12/10	@ CAR*	0	1	1	0	0.0	0	0	0	0	0
12/17	CIN*	2	2	4	1	0.0	0	0	0	0	0
12/23	@ GB*	5	2	7	1	0.0	1	0	0	2	2
12/31	CHI*	4	1	5	0	0.0	0	0	0	0	2
GP/GS: 16/16		61	32	93	10	1.5	10	0	0	5	15
2017 Playoffs											
1/14/18	NO*	4	2	6	1	1.0	0	0	0	0	1
1/21/18	@ PHI*	6	0	6	0	0.0	0	0	0	0	0
GP/GS: 2/2		10	2	12	1	1.0	0	0	0	0	1

2018	MIN	U	A	T	TFL	SK	QH	FF	FR	INT	PD
9/9	SF*	7	1	8	2	1.0	1	0	1	1	1
9/16	@ GB*	6	2	8	1	0.0	0	0	0	0	1
9/23	BUF*	4	1	5	1	1.0	1	1	0	0	0
9/27	@ LAR*	2	0	2	0	0.0	0	0	0	0	0
10/7	@ PHI*	4	1	5	0	0.0	2	0	0	0	2
10/14	ARI*	4	3	7	1	1.0	1	0	0	0	0
10/21	@ NYJ*	3	2	5	0	0.0	1	0	0	1	2
10/28	NO*	4	1	5	0	0.0	0	0	0	1	1
11/4	DET*	5	2	7	0	0.0	0	0	0	0	0
11/18	@ CHI*	7	1	8	2	0.0	0	0	1	0	0
11/25	GB*	4	1	5	1	0.0	0	0	0	0	0
12/2	@ NE*	8	0	8	0	0.0	4	0	0	0	0
12/10	@ SEA*	4	3	7	0	0.0	0	0	0	0	0
12/16	MIA*	1	1	2	0	0.0	0	0	0	0	0
12/23	@ DET*	6	1	7	2	0.0	0	0	0	0	1
12/30	CHI*	6	0	6	1	0.0	0	0	0	0	0
GP/GS: 16/16		75	20	95	11	3.0	10	1	2	3	8

2019	MIN	U	A	T	TFL	SK	QH	FF	FR	INT	PD
9/9	ATL*	8	1	9	0	0.0	0	0	0	0	2
9/15	@ GB*	5	1	6	1	0.0	0	1	1	0	1
9/22	OAK*	3	2	5	0	0.0	0	0	0	1	1
9/29	@ CHI*	2	2	4	0	0.0	0	0	0	0	1
10/6	@ NYG*	4	2	6	0	0.0	0	0	0	0	2
10/13	PHI*	4	0	4	0	0.0	1	0	0	0	0
10/20	@ DET*	7	0	7	0	0.0	0	0	0	0	0
10/24	WAS*	3	0	3	0	0.0	0	0	0	0	0
11/3	@ KC*	6	2	8	1	1.0	1	1	0	0	1
11/10	@ DAL*	3	1	4	0	0.0	1	0	0	0	0
11/17	DEN*	2	2	4	0	0.0	1	0	0	0	0
12/2	@ SEA*	6	4	10	0	0.0	0	0	0	0	1
12/8	DET*	3	0	3	1	0.0	0	0	0	1	2
12/15	@ LAC*	5	1	6	1	0.0	0	0	1	1	1
12/23	GB*	4	1	5	1	0.0	0	1	0	0	0
12/29	CHI	DID NOT PLAY									
GP/GS: 15/15		65	19	84	5	1.0	4	3	2	3	12

2019 PLAYOFFS											
1/5/20	@ NO*	8	3	11	0	0.0	0	0	0	0	0
1/11/20	@ SF*	4	4	8	0	0.0	0	0	0	0	0
GP/GS: 2/2		12	7	19	0	0.0	0	0	0	0	0

2020	MIN	U	A	T	TFL	SK	QH	FF	FR	INT	PD
9/13	GB*	4	0	4	0	0.0	0	0	0	0	0
9/20	@ IND*	4	1	5	0	0.0	0	0	0	0	1
9/27	TEN*	4	5	9	1	0.0	1	0	0	1	1
10/4	@ HOU*	1	2	3	0	0.0	0	0	0	0	0
10/11	@ SEA*	1	1	2	0	0.0	1	0	0	0	0
10/18	ATL*	2	0	2	0	0.0	0	0	0	0	0
11/1	@ GB*	5	3	8	0	0.0	0	0	0	0	1
11/8	DET*	7	3	10	0	0.0	1	0	0	1	1
11/16	@ CHI*	0	0	0	0	0.0	1	0	0	1	2
11/22	DAL*	4	4	8	0	0.0	0	0	0	0	0
11/29	CAR*	2	4	6	1	0.0	0	0	0	0	0
12/6	JAX*	2	4	6	0	0.5	1	0	0	1	2
12/13	@ TB*	3	3	6	0	0.0	0	0	0	0	0
12/20	CHI*	1	2	3	0	0.0	0	0	0	0	1
12/25	@ NO										
1/3	@ DET										
GP/GS: 14/14		42	30	72	2	0.5	5	0	0	4	9



84

IRV SMITH, JR.

2020 GP/GS

11/5

Career GP/GS

27/12

Playoffs GP/GS

2/1

• Notched 36 receptions in 2019, setting a new Vikings record for receptions by a rookie TE.

• Caught his 1st NFL TD vs. Denver on 11/17/19.

• His teams went 41-3 overall at Alabama, won 2017 National Championship, played in national title game all 3 seasons and won SEC Championships in 2016 and 2018.

• Father, Irv, was a 1st-round pick by New Orleans Saints as a TE and uncle, Ed, played TE in the NFL.

OFF THE FIELD

• Comes from football family that includes father, Irv, Sr., and his uncle, Ed, who played in the NFL.

• Father was 1st-round pick of the Saints in 1993 (#20 overall) and went on to play 7 seasons with New Orleans (5), San Francisco (1) and Cleveland (1), catching 183 passes with 15 TDs in 95 career games.

• Uncle, Ed, played in the NFL from 1997-99 with Washington, Atlanta, Philadelphia and Detroit.

• Ed caught a pass for Atlanta against the Vikings in the 1998 NFC title game.

• Born in Arizona and lived there until age 14 when family moved to New Orleans.

• Majored in kinesiology at Alabama. Hopes to open a gym following his football career.

PRO

• Set Vikings rookie TE record with 36 catches.

• Played on a 7-on-7 team with Vikings 2020 rookie Cameron Dantzler as a youth.

• Turned 21 and played in 1st pro game, the 2019 preseason opener in his hometown of New Orleans, on 8/9/19.

• The highest-drafted Viking from Alabama since LB Dwayne Rudd in 1st round (#20) in 1997.

• Selected with #50 overall pick, the 2nd Viking selected at that spot, joining RB Ed Marinaro from Cornell in 1972.

2020: MINNESOTA VIKINGS

• Had team-high 63 yards, with a 25-yard long, and scored on a 14-yard pass from Kirk Cousins at Tampa Bay (12/13).

• Caught a pair of passes for 23 yards vs. Dallas (11/22).

• Inactive at Chicago (11/16), vs. Carolina (11/29) and vs. Jacksonville (12/6) with injury.

• Notched career-high 2 TD receptions vs. Detroit (11/8) in a 34-20 victory, catching 9 and 1-yard TDs from Kirk Cousins.

• Had 4 catches for 55 yards with a career-long of 36 vs. Atlanta (10/18), his 2nd straight 4-catch, 50+ yard game.

• Started at Seattle (10/11) and set career-high with 64 yards on 4 catches with a long of 25.

POSITION: Tight End

HEIGHT/WEIGHT: 6-2/242

DOB: 8-9-98

HOMETOWN: New Orleans, LA

COLLEGE: Alabama

ACQUIRED: D2 (#50) 2019

NFL SEASON: 2

VIKINGS SEASON: 2

• Played in season-opener vs. Green Bay (9/13) and caught 1 pass for 11 yards.

• Started 1st game of season at Indianapolis (9/20).

2019: MINNESOTA VIKINGS

• Notched 36 receptions in 2019, setting a new Vikings record for receptions by a rookie TE, while appearing in all 16 regular-season (7 starts) and 2 postseason games (1 start).

• Made his NFL debut vs. Atlanta in Week 1 (9/8).

• Earned his 1st career start and caught his 1st career pass for 1 yards at Green Bay (9/15).

• Started at Detroit (10/20), setting a new career high with 5 receptions and matching his career high of 60 receiving yards.

• Caught the 1st TD reception of his NFL career vs. Denver (11/17), a 10-yard pass from Kirk Cousins, jumpstarting a 20-point comeback en route to a 27-23 victory.

• Caught his 2nd TD of the season at the LA Chargers (12/15), a 1-yard reception to end the opening drive.

• Made his NFL postseason debut by starting in the Wild Card win at New Orleans (1/5/20).

• Caught 3 passes in the Divisional game at San Francisco (1/11/20).

COLLEGE

• Set Alabama record for TD catches in a season by a TE with 7 and yards with 710 as a junior in 2018.

• Declared for NFL Draft following his junior year.

• Was the 4th of 10 Alabama players drafted in 2019.

• Named 2nd-team All-SEC by league coaches and a 2nd-Team All-America choice by the AFCA.

• Ranked 4th on team with 44 catches, 710 yards and 7 TDs, averaging 16.1 yards per catch.

• Had 28 of his catches result in a 1st down or TD and had 11 catches of 20+ yards.

• Played in 9 games a true freshman in 2016.

PREP

• Earned Honorable Mention 5A All-State as a senior at Brother Martin High in New Orleans.

• Tabbed as a 4-star recruit by ESPN.com and as the #6 TE prospect in the nation.

• Had 31 catches for 558 yards and 4 TDs as a senior.

SMITH JR'S NFL TOTALS

Year	GP/GS	RECEIVING				
		No.	Yds.	Avg.	Lg.	TD
2019 (Min)	16/7	36	311	8.6	29	2
Playoffs	2/1	3	39	13.0	21	0
2020 (Min)	11/5	22	282	12.8	36	3
Totals	27/12	58	593	10.2	36	5
Playoffs	2/1	3	39	13.0	21	0

Other: 2 special team tackles

SINGLE-GAME CAREER HIGHS (* - playoffs)

Receptions 5 2x, last at Dallas, 11/10/19
 Receiving Yards 64 at Seattle, 10/11/20
 Long reception 36 vs. Atlanta, 10/18/20
 Receiving TD 2 vs. Detroit, 11/8/20

SMITH'S TOUCHDOWNS

GAME **PLAY**
 vs. Denver, 11/17/19 10 pass from Cousins
 at LA Chargers, 12/15/19 1 pass from Cousins
 vs. Detroit, 11/8/20 9 pass, 1 pass from Cousins
 at Tampa Bay, 12/13/20 14 pass from Cousins
Total **5 (5 Receiving)**

SMITH'S 2-PT CONVERSIONS

GAME **PLAY**
 vs. Atlanta, 10/18/20 pass from Cousins
Total **1 (1 receiving)**

SMITH JR'S CAREER GAME-BY-GAME (*starts)

2019	MIN	No.	Yards	Avg.	Long	TD
9/8	ATL	0	0	0.0	0	0
9/15	@ GB*	1	-1	-1.0	-1	0
9/22	OAK	3	60	20.0	26	0
9/29	@ CHI	1	5	5.0	5	0
10/6	@ NYG*	0	0	0.0	0	0
10/13	PHI*	2	29	14.5	29	0
10/20	@ DET*	5	60	12.0	28	0
10/24	WAS*	3	21	7.0	11	0
11/3	@ KC	4	33	8.3	21	0
11/10	@ DAL*	5	34	6.8	9	0
11/17	DEN	3	20	6.7	10t	1
12/2	@ SEA	1	6	6.0	6	0
12/8	DET*	3	21	7.0	13	0
12/15	@ LAC	2	8	4.0	7	1
12/23	GB	2	4	2.0	5	0
12/29	CHI	1	11	11.0	11	0
GP/GS: 16/7						
2019 PLAYOFFS						
1/5/20	@ NO*	0	0	0.0	0	0
1/11/20	@ SF	3	39	13.0	21	0
GP/GS: 2/1						

2020	MIN	No.	Yards	Avg.	Long	TD
9/13	GB	1	11	11.0	11	0
9/20	@ IND*	1	3	3.0	3	0
9/27	TEN	0	0	0.0	0	0
10/4	@ HOU	0	0	0.0	0	0
10/11	@ SEA*	4	64	16.0	25	0
10/18	ATL*	4	55	13.8	36	0
11/1	@ GB	1	16	16.0	16	0
11/8	DET	2	10	5.0	9t	2
11/16	@ CHI	INACTIVE				
11/22	DAL*	2	23	11.5	12	0
11/29	CAR	INACTIVE				
12/6	JAX	INACTIVE				
12/13	@ TB	4	63	15.8	25	1
12/20	CHI*	3	37	12.3	21	0
12/25	@ NO					
1/3	@ DET					
GP/GS: 11/5		22	282	12.8	36	3



93

SHAMARR STEPHEN

POSITION: Defensive Tackle

HEIGHT/WEIGHT: 6-5/309

DOB: 2-25-91

HOMETOWN: Brookville, NY

COLLEGE: Connecticut

ACQUIRED: FA 2019

NFL SEASON: 7

VIKINGS SEASON: 6

2020 GP/GS

14/14

Career GP/GS

96/63 (81/49 - MIN, 15/14 - SEA)

Playoffs GP/GS

4/3 - (3/2 MIN, 1/1 SEA)

- Appeared in nearly 40% of defensive snaps for the Vikings #1 ranked defense in 2017.
- The 1st player from UConn drafted by the Vikings since RB Vince Clements (1971).
- Notched 51 tackles, 2nd only to LB Anthony Barr among Vikings rookie defenders in 2014.

OFF THE FIELD

- Received bachelor's degrees in economics and sociology.
- Father served in U.S. Air Force.
- Participates in many Vikings community outreach efforts.
- Surname pronounced STEF-en.

PRO

- Drafted in the 7th round (#220 overall) in the 2014 NFL Draft.
- Signed by Seattle as a free agent on 3/26/18.
- Rejoined Vikings by signing a 3-year contract on 3/11/19.

2020: MINNESOTA VIKINGS

- Shared a sack of Matthew Stafford vs. Detroit (11/8), teaming with Hercules Mata'afa to corral the QB.
- Started season-opener at NT vs. Green Bay (9/13), his 50th career start in the NFL.
- Started opening 12 games of season.

2019: MINNESOTA VIKINGS

- Appeared in 15 games with 15 starts in 2019, finishing with 36 total tackles.

- Recorded a season-high 6 tackles, 1 TFL and his 1st sack of the season at Chicago (9/29).
- Made 3 solo tackles vs. Philadelphia (10/13), giving him 100 solo tackles for his career.
- Notched his 1st-career PBU at Detroit (10/20).
- Recorded the 3rd fumble recovery of his career and 1st of 2019 vs. Washington, also tallying 1 TFL (10/24).
- Forced his 1st career fumble on the 1st play of the 2nd half at LA Chargers (12/15), finishing the game with 2 tackles.
- Made 1st career postseason start as a Viking in Wild Card game at New Orleans, recording 2 tackles (1/5/20).
- Recorded 2 solo tackles in the Divisional game at San Francisco (1/11/20).

2018: SEATTLE SEAHAWKS

- Played in 15 games with 14 starts in his 1st season as a Seahawk, totaling 25 tackles, 2.0 sacks and 3 QBHs.
- Posted a season-high 3 tackles vs. Dallas (9/23).
- Made 2 solo stops in his 1st game against Minnesota (12/10), the team that drafted him.
- Started at Dallas (1/5/19) in the Wild Card round.

2017: MINNESOTA VIKINGS

- Posted the 1st sack of his career vs. Tampa Bay (9/24), finishing with 2 total tackles (1 solo), 1 TFL and 1 QBH.
- Tallied 5 tackles (3 solo) and a QBH vs. Baltimore (10/22).
- Tallied 2 QBH at Washington in his 1st start of the year (11/12).
- Registered 4 tackles (3 solo) at Carolina (12/10).
- Posted 2 solo tackles and a QBH vs. Cincinnati (12/17) to help the Vikings clinch the NFC North title.
- Played on defense vs. New Orleans (1/14/18) in the Divisional Round before leaving due to injury.

2016: MINNESOTA VIKINGS

- Started all 16 games for the 1st time in his career and collected a career-best 57 tackles.
- Had 5 tackles and a career-high 5 QB hurries at Carolina (9/25).
- Posted 6 tackles (2 solo) and the first TFL of his career at Washington (11/13).
- Registered a season-high 7 tackles (3 solo) vs. Indianapolis (12/18).

2015: MINNESOTA VIKINGS

- Saw action in 5 games before being sidelined with toe injury that placed him on Injured Reserve.

- Recovered 1st career fumble vs. Detroit (9/20), scooping up a Theo Riddick fumble forced by Harrison Smith.
- Had season-best 2 tackles vs. San Diego (9/27) in season-high 20 defensive snaps.

2014: MINNESOTA VIKINGS

- Played in all 16 games, the only Vikings rookie to do so, and started 3 times.
- Had a tackle in every game.
- Played in season opener at St. Louis (9/7) and notched 2 tackles.
- Had season-high 4 tackles at New Orleans (9/21).
- Made 1st career start vs. Green Bay (11/23), replacing Shariff Floyd at DT against the Packers, matching his career-best with 4 tackles in the game.
- Started 2nd career game vs. Carolina (11/30) and notched career-best 10 tackles, with 5 solo stops.
- Had season-high 4 QB hurries at Miami (12/21).

COLLEGE

- Started 30 of 46 games, including the final 22 games.
- Named 2nd-Team All-American Athletic Conference after recording 60 tackles, 3 sacks and 10 TFLs as a senior.
- Named Team MVP for 2013 season and team captain.
- Started final 10 games of 2012 season after missing the first 2 due to an injury.
- Registered 26 tackles, 4 passes defended and 2 TFLs as a junior.
- Honorable Mention Freshman All-American as a redshirt freshman in 2010, with 27 tackles, 4 TFLs and 2.0 sacks.

PREP

- Two-sport standout at Long Island Lutheran (Brookville, New York) High School, playing football and basketball.
- Earned All-American Lutheran Team honors after guiding school to 7-2 record as a senior.
- Finished final prep year with 57 tackles, 12.0 sacks and 2 blocked kicks.
- Played 1 season of basketball with Philadelphia 76ers player Tobias Harris.

STEPHEN'S NFL TOTALS

Year	GP/GS	Solo	Asst.	Total	Sacks	INTs	PBU	TFL	QBH	FF/FR	Special Teams
2014 (Min)	16/3	28	23	51	0.0	0	0	0	7	0/0	0
2015 (Min)	5/0	1	3	4	0.0	0	0	0	0	0/1	5
2016 (Min)	16/16	27	30	57	0.0	0	0	1	10	0/1	4
2017 (Min)	15/1	21	9	30	1.0	0	0	1	13	0/0	1
Playoffs	1/0	0	0	0	0.0	0	0	0	0	0/0	0
2018 (Sea)	15/14	11	14	25	2.0	0	0	2	3	0/0	0
Playoffs	1/1	2	0	2	0.0	0	0	0	0	0/0	0
2019 (Min)	15/15	21	15	36	1.0	0	3	3	8	1/1	0
Playoffs	2/2	3	1	4	0.0	0	0	0	0	0/0	0
2020 (Min)	14/14	17	13	30	0.5	0	0	2	2	0/0	0
Totals	94/61	126	107	233	4.5	0	3	9	43	1/3	10
Playoffs	4/3	35	1	6	0.0	0	0	0	0	0/0	0

SINGLE-GAME CAREER HIGHS (* - playoffs)

Tackles 10 vs. Carolina, 11/30/14
Solo Tackles 5 vs. Carolina, 11/30/14
Sacks 1.0 4x, last at Chicago, 9/29/19
QB Hurries 5 at Carolina, 9/26/16

Forced Fumbles 1 at LAC, 12/15/19
Fumble Recovery 1 3x, last vs. Washington, 10/24/19
Pass Defensed 1 3x, last at LAC, 12/15/19

STEPHEN'S SACKS

GAME	QB	SACK
vs. Tampa Bay, 9/24/17	Jameis Winston	1.0
at Oakland, 10/14/18	David Carr	1.0
at Detroit, 10/28/18	Matthew Stafford	1.0
at Chicago, 9/29/19	Chase Daniel	1.0
vs. Detroit, 11/8/20	Matthew Stafford	0.5
Total		4.5

STEPHEN'S CAREER GAME-BY-GAME (*starts)

2014	MIN	U	A	T	TFL	SK	QH	FF	FR	INT	PD
9/7	@ STL	1	1	2	0	0.0	0	0	0	0	0
9/14	NE	2	1	3	0	0.0	1	0	0	0	0
9/21	@ NO	2	2	4	0	0.0	1	0	0	0	0
9/28	ATL	1	0	1	0	0.0	0	0	0	0	0
10/2	@ GB	1	1	2	0	0.0	0	0	0	0	0
10/12	DET	2	2	4	0	0.0	0	0	0	0	0
10/19	@ BUF	1	1	2	0	0.0	0	0	0	0	0
10/26	@ TB	2	2	4	0	0.0	0	0	0	0	0
11/2	WAS	0	1	1	0	0.0	0	0	0	0	0
11/16	@ CHI	2	0	2	0	0.0	0	0	0	0	0
11/23	GB*	2	2	4	0	0.0	0	0	0	0	0
11/30	CAR*	5	5	10	0	0.0	0	0	0	0	0
12/7	NYJ*	2	2	4	0	0.0	1	0	0	0	0
12/14	@ DET	2	0	2	0	0.0	0	0	0	0	0
12/21	@ MIA	2	2	4	0	0.0	4	0	0	0	0
12/28	CHI	1	1	2	0	0.0	0	0	0	0	0
GP/GS: 16/3	28	23	51	0	0.0	7	0	0	0	0	0

2015	MIN	U	A	T	TFL	SK	QH	FF	FR	INT	PD
9/14	@ SF	0	0	0	0	0.0	0	0	0	0	0
9/20	DET	0	1	1	0	0.0	0	0	1	0	0
9/27	SD	0	2	2	0	0.0	0	0	0	0	0
10/4	@ DEN	0	0	0	0	0.0	0	0	0	0	0
10/18	KC	1	0	1	0	0.0	0	0	0	0	0
10/25	@ DET	INJURED RESERVE									
11/1	@ CHI	INJURED RESERVE									
11/8	STL	INJURED RESERVE									
11/15	@ OAK	INJURED RESERVE									
11/22	GB	INJURED RESERVE									
11/29	@ ATL	INJURED RESERVE									
12/6	SEA	INJURED RESERVE									
12/10	@ AZ	INJURED RESERVE									
12/20	CHI	INJURED RESERVE									
12/27	NYG	INJURED RESERVE									
1/3/16	@ GB	INJURED RESERVE									
GP/GS: 5/0	1	3	4	0	0.0	0	0	0	1	0	0

2016	MIN	U	A	T	TFL	SK	QH	FF	FR	INT	PD
9/11	@ TEN*	1	0	1	0	0.0	0	0	0	0	0
9/18	GB*	3	2	5	0	0.0	0	0	1	0	0
9/25	@ CAR*	1	4	5	0	0.0	5	0	0	0	0
10/3	NYG*	0	1	1	0	0.0	0	0	0	0	0
10/9	HOU*	2	1	3	0	0.0	0	0	0	0	0
10/23	@ PHI*	2	0	2	0	0.0	3	0	0	0	0
10/31	@ CHI*	1	1	2	0	0.0	0	0	0	0	0
11/6	DET*	3	1	4	0	0.0	0	0	0	0	0
11/13	@ WAS*	2	4	6	1	0.0	0	0	0	0	0
11/20	ARI*	1	1	2	0	0.0	1	0	0	0	0
11/24	@ DET*	1	2	3	0	0.0	0	0	0	0	0
12/1	DAL*	1	2	3	0	0.0	0	0	0	0	0
12/11	@ JAX*	3	1	4	0	0.0	1	0	0	0	0
12/18	IND*	3	4	7	0	0.0	0	0	0	0	0
12/24	@ GB*	1	1	2	0	0.0	0	0	0	0	0
1/1/17	CHI*	2	5	7	0	0.0	0	0	0	0	0
GP/GS: 16/16	27	30	57	1	0.0	10	0	1	0	0	0

2017	MIN	U	A	T	TFL	SK	QH	FF	FR	INT	PD
9/11	NO	1	3	4	0	0.0	3	0	0	0	0
9/17	@ PIT	3	0	3	0	0.0	1	0	0	0	0
9/24	TB	1	1	2	1	1.0	1	0	0	0	0
10/1	DET	2	0	2	0	0.0	0	0	0	0	0
10/9	@ CHI	0	0	0	0	0.0	1	0	0	0	0
10/15	GB	1	1	2	0	0.0	1	0	0	0	0
10/22	BAL	3	2	5	0	0.0	1	0	0	0	0
10/29	@ CLE	1	0	1	0	0.0	0	0	0	0	0
11/12	@ WAS*	0	0	0	0	0.0	2	0	0	0	0
11/19	LAR	1	1	2	0	0.0	0	0	0	0	0
11/23	@ DET	0	0	0	0	0.0	0	0	0	0	0
12/3	@ ATL	2	0	2	0	0.0	2	0	0	0	0
12/10	@ CAR	3	1	4	0	0.0	0	0	0	0	0
12/17	CIN	2	0	2	0	0.0	1	0	0	0	0
12/23	@ GB	1	0	1	0	0.0	0	0	0	0	0
12/31	CHI	INACTIVE									
GP/GS: 15/1	21	9	30	1	1.0	13	0	0	0	0	0
2017 Playoffs											
1/14/18	NO	0	0	0	0	0.0	0	0	0	0	0
1/21/18	@ PHI	INACTIVE									
GP/GS: 1/0	0	0	0	0	0.0	0	0	0	0	0	0

2018	SEA	U	A	T	TFL	SK	QH	FF	FR	INT	PD
9/9	@ DEN	1	1	1	0	0	1	0	0	0	0
9/17	@ CHI*	1	1	2	0	0	0	0	0	0	0
9/23	DAL*	1	1	3	0	0	0	0	0	0	0
9/30	@ ARI*	0	0	0	0	0	0	0	0	0	0
10/7	LAR*	1	1	2	0	0	0	0	0	0	0
10/14	@ OAK*	1	1	1	1	1.0	1	0	0	0	0
10/28	@ DET*	1	1	2	1	1.0	1	0	0	0	0
11/4	LAC*	2	2	4	0	0	0	0	0	0	0
11/11	@ LAR*	0	0	0	0	0	0	0	0	0	0
11/15	GB*	0	0	1	0	0	0	0	0	0	0
11/25	@ CAR*	1	1	4	0	0	0	0	0	0	0
12/2	SF	INACTIVE									
12/10	MIN*	2	2	2	0	0	0	0	0	0	0
12/16	@ SF*	0	0	0	0	0	0	0	0	0	0
12/23	KC*	2	0	2	0	0	0	0	0	0	0
12/30	ARI*	1	0	1	0	0	0	0	0	0	0
GP/GS: 15/14	14	11	25	2	2.0	3	0	0	0	0	0
2018 PLAYOFFS											
1/5/18	DAL*	2	0	2	0	0.0	0	0	0	0	0

2019	MIN	U	A	T	TFL	SK	QH	FF	FR	INT	PD
9/8	ATL*	2	1	3	0	0.0	0	0	0	0	0
9/15	@ GB*	0	2	2	0	0.0	0	0	0	0	0
9/22	OAK*	1	1	2	0	0.0	0	0	0	0	0
9/29	@ CHI*	3	3	6	1	1.0	2	0	0	0	0
10/6	@ NYG*	3	1	4	0	0.0	0	0	0	0	0
10/13	PHI*	3	0	3	0	0.0	0	0	0	0	0
10/20	@ DET*	1	2	3	0	0.0	1	0	0	0	1
10/24	WAS*	1	1	2	1	0.0	1	0	1	0	0
11/3	@ KC*	1	1	2	0	0.0	1	0	0	0	0
11/10	@ DAL*	2	0	2	0	0.0	1	0	0	0	0
11/17	DEN*	0	1	1	0	0.0	1	0	0	0	0
12/2	@ SEA*	1	0	1	0	0.0	0	0	0	0	0
12/8	DET*	1	1	2	1	0.0	0	0	0	0	1
12/15	@ LAC*	2	0	2	0	0.0	1	1	0	0	1
12/23	GB*	0	1	1	0	0.0	0	0	0	0	0
12/29	CHI	INACTIVE									
GP/GS: 15/15	21	15	36	3	1.0	8	1	1	0	3	0
2019 PLAYOFFS											
1/5/20	@ NO*	1	1	2	0	0.0	0	0	0	0	0
1/11/20	@ SF*	2	0	2	0	0.0	0	0	0	0	0
GP/GS: 2/2	3	1	4	0	0.0	0	0	0	0	0	0

2020	MIN	U	A	T	TFL	SK	QH	FF	FR	INT	PD
9/13	GB*	2	0	2	0	0.0	0	0	0	0	0
9/20	@ IND*	3	0	3	0	0.0	0	0	0	0	0
9/27	TEN*	3	0	3	0	0.0	0	0	0	0	0
10/4	@ HOU*	1	2	3	0	0.0	0	0	0	0	0
10/11	@ SEA*	1	0	1	0	0.0	0	0	0	0	0
10/18	ATL*	2	1	3	2	0.0	0	0	0	0	0
11/1	@ GB*	2	0	2	0	0.0	0	0	0	0	0
11/8	DET*	0	2	2	0	0.5	2	0	0	0	0
11/16	@ CHI*	1	1	2	0	0.0	0	0	0	0	0
11/22	DAL*	0	1	1	0	0.0	0	0	0	0	0
11/29	CAR*	0	1	1	0	0.0	0	0	0	0	0
12/6	JAX*	0	2	2	0	0.0	0	0	0	0	0
12/13	@ TB*	1	1	2	0	0.0	0	0	0	0	0
12/20	CHI*	1	2	3	0	0.0	0	0	0	0	0
12/25	@ NO										
1/3	@ DET										
GP/GS: 14/14		17	13	30	2	0.5	2	0	0	0	0



POSITION: Wide Receiver
HEIGHT/WEIGHT: 6-2/200
DOB: 8-22-90
HOMETOWN: Detroit Lakes, MN

COLLEGE: Minnesota State, Mankato
ACQUIRED: UDFA 2013
NFL SEASON: 7
VIKINGS SEASON: 7

- | 2020 GP/GS | Career GP/GS | Playoffs GP/GS |
|------------|--------------|----------------|
| 13/13 | 103/69 | 5/3 |
- Hosted a day-long radiothon fundraiser on Vikings flagship station KFAN for Covid19 relief in April 2020. The event raised over \$280,000 during a 6 a.m.-6:30 p.m. marathon featuring teammates and celebrity guests calling in to support the cause.
 - Represented Minnesota at the 2017 and 2018 Pro Bowl and earned 2nd-Team Associated Press All-Pro in 2017.
 - Ranked 4th in the NFL in receptions (113), 9th in receiving yards (1,373) and tied for 10th in receiving TDs (9) in 2018.
 - In 2017-18 became the 1st Viking to record consecutive seasons of 1,000+ receiving yards since Randy Moss did so for 6 consecutive seasons (1998-2003).
 - Thielen's 113 receptions in 2018 marked the 3rd-highest total in franchise history. His 1,335 receiving yards marked the 4th-highest total in franchise history, both times trailing only his boyhood idols Cris Carter and Randy Moss.
 - The 1st player in NFL history to record 8 consecutive games of 100+ receiving yards to start a season.
 - 1 of 2 players in NFL history to record 8 consecutive games of 100+ receiving yards at any point in an NFL season (Calvin Johnson of the Detroit Lions in 2012).

OFF THE FIELD

- Married to college sweetheart, Caitlin, who played soccer at Minnesota State-Mankato, in May of 2015 and the couple has 2 sons, Asher and Hudson.
- Together with Caitlin launched the Thielen Foundation in September of 2018, which aims to create programs that serve, educate and inspire individuals to reach their full potential.
- Joins C.J. Ham (Duluth) and Jake Lacina (St. Paul) as Minnesotans on the Vikings roster in 2020.
- Hosts youth football camps in the Twin Cities and his hometown of Detroit Lakes.
- Opened a gym, ETS Elite Thielen, during the 2016 offseason in Lakeville, Minnesota, just south of the Twin Cities.
- Avid golfer, spends time golfing in Arizona and Florida and has taken part in Pro Am events regularly, including the American Century Championship in Lake Tahoe.
- Earned bachelor's degree in management from MSU.

HONORS

- Selected to the 2017 and 2018 Pro Bowl.
- Named 2nd-Team Associated Press All-Pro in 2017.
- Named the 2017 Vikings Offensive Player of the Year.
- Man of the Match vs. Cleveland (10/29/17) at Twickenham Stadium (London, England).
- Voted #36 on the NFL's Top 100 list after the 2017 season.
- 2015 Vikings Special Teams Player of the Year.
- NFC Special Teams Player of the Week vs. Carolina (11/30/14).

PRO

- Detroit Lakes native broke out as a wide receiver in 2016 after playing mostly on special teams early in his career.
- The first player in franchise history to record 9 games of 100+ receiving yards in a single season, doing so in 2018.
- The only player in NFL history to record 8 consecutive games of 100+ receiving yards to open a season and 1 of 2 players in NFL history to record 8 consecutive games of 100+ receiving yards at any point in an NFL season (Calvin Johnson of the Detroit Lions in 2012).
- Signed an extension during the 2017 offseason.
- Turned in the best game of his career at Green Bay (12/24/16) with 12 receptions for 202 yards and 2 TDs, the only Viking with 12+ receptions against the Packers.
- Continued to develop throughout 2013 season and spent all 16 weeks on Vikings practice squad.
- Earned invitation to continue with team following 2013 Vikings rookie camp and earned rookie free agent contract.
- Competed in scouting regional in Chicago and Dallas that led to his invite to the Vikings rookie camp in 2013.

2020: MINNESOTA VIKINGS

- Returned to action vs. Jacksonville (12/6) and caught career-best 12th TD of the season in an OT win.
- Placed on Covid-19 list during week vs. Carolina (11/29) and missed 1st game of the season.
- Had 2nd straight 2-TD day vs. Dallas (11/22), catching 8 passes for 123 yards and 2 TDs and had season-long 51-yarder.
- Had team-high 2 TD catches at Chicago (11/16) in win on Monday Night Football.

- Led team with 9 receptions and 2 TDs at Seattle (10/11) on Sunday Night Football.
- Had team-high 114 yards on 8 catches at Houston (10/4), helping the team to the 1st win of the season and part of an offense that featured 2 WRs with 100+ yards (Jefferson, 103) and a 100-yard RB (Cook, 130) in the same game for the Vikings for the 1st time since 2000.
- Caught 3rd TD pass of season vs. Tennessee (9/27), scoring on a 16-yard pass and catching 3 passes for 29 yards in the game. His 3 TDs in the opening 3 games is the best start of his career.
- Had team-high 6 catches, 110 yards and 2 TDs ins season-opener vs. Green Bay (9/13) and scored his 2nd career 2-point conversion on a pass from Kirk Cousins. Team set a club record with 3 successful 2-point conversions in the game (Dalvin Cook, 2 rushing and Thielen 1 receiving).

2019: MINNESOTA VIKINGS

- Made 10 starts in 10 game appearances during the 2019 season, finishing with 30 receptions for 418 yards and 6 TDs. Also rushed 4 times for 6 yards and 1 TD.
- Caught the Vikings 1st touchdown of the 2019 season against Atlanta in Week 1 (9/8).
- Led team with 5 receptions for 75 yards at Green Bay (9/15).
- Recorded his 2nd career multi-score game vs. Oakland (9/22), catching a season-long 35-yard TD pass to cap the opening drive and scoring on a 1-yard rush in the 2nd quarter, the 1st rushing TD of his career.
- Started his 50th career game at Chicago (9/29).
- Caught 7 passes for 130 yards and 2 TDs at the New York Giants (10/6), his 2nd career game with multiple receiving TDs and 17th career game with 100+ receiving yards.
- Scored his 5th receiving TD and 6th total TD of the season vs. Philadelphia (10/13).
- Caught 1 pass for 25 yards and 1 TD at Detroit (10/20) before exiting with a hamstring injury.
- Streak of 87 consecutive games played come to an end after being inactive with an injury vs. Washington (10/24).
- Started at Kansas City (11/3) but left early with an injury.
- Inactive Weeks 10-14 with an injury.
- Returned to start at the Los Angeles Chargers (12/15), catching 3 passes for 27 yards and rushing once for 3 yards.
- Caught 7 passes for 129 yards in the Wild Card win at New Orleans (1/5/20), the 7th-highest postseason total in Vikings history and the 1st 100-yard postseason game of career. Thielen's 43-yard reception in OT set up game-winning TD.
- Brought in 5 receptions for 50 yards in the Divisional game at San Francisco (1/11/20).

2018: MINNESOTA VIKINGS

- Started all 16 games in 2018, setting new career highs in receptions (113), receiving yards (1,373) and receiving TDs (9) and earning his 2nd consecutive Pro Bowl invitation.
- Thielen's 113 receptions were the 3rd-highest single season total in franchise history, while his 1,373 receiving yards ranked 4th.
- Tallied 6 receptions for 102 yards against San Francisco (9/9).
- Matched his career high of 12 receptions, going for 131 yards and 1 TD at Green Bay (9/16). His acrobatic TD grab completed a 4th-quarter comeback.
- Posted his 3rd straight game with at least 100 receiving yards by catching a career-high 14 passes for 105 yards vs. Buffalo (9/23), both team-highs.
- Caught 8 balls for 135 yards and 1 TD at Los Angeles (9/27), pushing his season yardage total to 473 and surpassing Randy Moss to set the franchise record for most receiving yards in the first 4 games of a season.
- Posted 7 receptions for 116 yards and 1 TD at Philadelphia (10/7), becoming the 1st player in NFL history to post 5 consecutive games of 100+ receiving yards to start a season. Set a new franchise record for most receiving yards through the

- first 5 games of the season (589). Also fair-caught a punt and recovered an onside kick in the 4th quarter to seal the win.
- Recorded his 6th consecutive game of 100+ receiving yards by catching 11 passes for 123 yards and 1 TD vs. Arizona (10/14).
- With 9 receptions for 110 yards and 1 TD at New York (10/21), became the 1st player in NFL history (Super Bowl Era) to record 7 straight games of 100+ receiving yards to start a season. Thielen's 67 receptions and 822 yards through 7 games to start a season were also a franchise record.
- By catching 7 passes for 103 yards and 1 TD vs. New Orleans (10/29), became the 1st player in NFL history to record 8 consecutive games of 100+ receiving yards to start a season and joined Calvin Johnson as the only players in league history to record 8 consecutive games of 100+ receiving yards at any point in a season. Thielen's TD marked the 5th consecutive game in which he had scored, a new career-long scoring streak. The WR also added 1 rush for 15 yards, the 2nd longest carry of his career.
- Saw his 8-game streak of 100+ receiving yards come to an end vs. Detroit (11/4), finishing with 4 catches for 22 yards, 1 TD and 1 rush for 5 yards. Extended his scoring streak to a career-best 6 consecutive games.
- Passed the 1,000-yard mark for the 2nd consecutive season with 7 receptions for 66 yards at Chicago (11/18), becoming the 1st Viking since Randy Moss (1998-2003) with 1,000+ receiving yards in consecutive seasons. Tied Moss (2003) as the fastest Viking to reach 1,000 yards in a season, needing only 10 games to do so.
- Recorded 8 receptions for 125 yards and 1 TD vs. Green Bay (11/25), becoming the first Viking with 9 games of 100+ receiving yards in a single season.
- Caught his 9th TD of the season at New England (12/2), setting a new career high for TDs in a season and becoming the first Vikings WR to score 9 TDs since Randy Moss scored 13 in 2004.

2017: MINNESOTA VIKINGS

- Finished with career-highs in receptions (91), receiving yards (1,276) and games started (16), finishing with the 9th-most yards in team history and 7th-most receptions to earn **All-Pro** honors.
- Turned in a career-game to start off the season vs. New Orleans (9/11) with 9 catches for 157 yards, the 2nd-most receiving yards by a Vikings WR in a season opening game and the 3rd most by a Vikings WR on *Monday Night Football*.
- Led the Vikings with 5 receptions at Pittsburgh (9/17) totaling 44 yards. His 5 receptions pushed him over the 100-reception mark for his career.
- Led the team with 9 catches for 96 yards vs. Green Bay (10/15).
- Caught 5 passes for 41 yards vs. Baltimore (10/22), becoming the only player in the NFL to have at least 5 catches in each of the 1st 7 weeks.
- Continued his streak of at least 5 receptions in each game of 2017, hauling in 5 for 98 yards and his 1st TD of the season to earn "Man of the Match" honors vs. Cleveland (10/29) at Twickenham Stadium in London, England as a part of the NFL's International Series.
- Came out of the bye week firing on all cylinders, racking up 166 yards on 8 catches at Washington (11/12) with his 2nd TD in as many games, extending his streak of at least 5 catches to 9 games, tied for tops in the NFL, while also collecting his 5th game with over 100 receiving yards in his career.
- Posted his 3rd 100-yard performance of the season, tying a single-season career-high and grabbed a TD in a 3rd consecutive game, a new career-high, finishing the day vs. L.A. Rams (11/19) with 6 catches for 123 yards and a TD.
- Recorded his 4th 100-yard performance of the season, hauling in 6 catches for 105 yards and a 52-yard TD at Carolina (12/10).
- Caught 3 passes for 30 yards vs. Cincinnati (12/17) as the Vikings clinched the NFL North title.
- Grabbed 6 catches for 61 yards vs. Chicago (12/31) to finish the regular season with 91 catches for 1,276 yards, joining Rod

Smith and Wes Welker as the only undrafted players to record a season with at least 90 catches and 1,200 yards.

- Caught 6 passes for 74 yards in his first career playoff start, vs. New Orleans (1/14/18) in the Divisional Round, as the Vikings beat the Saints on a 61-yard TD as time expired.

2016: MINNESOTA VIKINGS

- Turned in a banner year with career-highs in receptions (69), receiving yards (967) and TDs (5) as he quickly developed a rapport with new Vikings QB Sam Bradford.
- His 967 receiving yards led the team, and his 3 100-yard receiving games tied with Stefon Diggs for the team lead.
- Tied for the team lead with 2 special teams tackles and caught 4 passes for 54 yards at Tennessee (9/11).
- Started and set new career bests in receptions (7) and receiving yards (127), as well as scoring his 3rd career receiving TD vs Houston (10/9).
- Had then-career-high with 8 catches at Detroit (11/24).
- Registered the 2nd 100-yard receiving game of his career with 101 yards on 4 catches at Jacksonville (12/11) as well as moving over the 1,000 receiving yards mark for his career.
- Turned in the best game of his young career at Green Bay (12/24) with 12 receptions for 202 yards and 2 TDs, the 3rd Viking to haul in 200+ yards and the first Viking with 12+ receptions against the Packers.

2015: MINNESOTA VIKINGS

- Was a special teams leader and played in every phase.
- Honored as Vikings Special Teams Player of the Year.
- Ranked tied for 2nd in special teams tackles with 10.
- Hauled in career-high 6 passes for 70 yards at eventual Super Bowl champions Denver (10/4).
- Had season-long 30-yard catch at Detroit (10/25).
- Notched 1st career rushing attempts, posting best offensive day in regular-season finale at Green Bay (1/3/16) when the Vikings clinched NFC North title at Lambeau. Ran for 67 yards on 2 carries, with a long of 41 on a fake punt, at Green Bay and added a 16-yard catch, ranking tied for 2nd in Vikings history for rushing yards in a game by a WR with the effort.

2014: MINNESOTA VIKINGS

- Started season on 53-man roster out of preseason.
- A special teams ace, finished tied for 2nd in special teams tackles, totaling 12 on the season.
- Made NFL debut at St. Louis (9/7).
- 1st NFL reception came at Green Bay (10/2), led the team in receiving that game, finishing with 4 receptions for 57 yards.
- Named NFC Special Teams Player of the Week after blocking a punt against Carolina (11/30) and returning it 30 yards to paydirt, at the time was the longest blocked punt returned for a

TD in team history, a record that was broken in the same game by DE Everson Griffen.

- Had 1st NFL receiving TD Week 17 vs. Chicago (12/28), a 44-yard strike from QB Teddy Bridgewater

2013: MINNESOTA VIKINGS

- Earned practice squad position throughout entire season.
- Saw preseason action with Vikings at WR and on special teams.
- Was signed on 5/6 to rookie free agent contract following Vikings rookie camp when unsigned rookies are invited to practice with draft choices and rookie free agent signings to showcase their ability.
- Released on 8/31 and signed on 9/1 to the Vikings practice squad for the remainder of the season.

COLLEGE

- Started 37 of his 46 games at Minnesota State, Mankato.
- Ended college career ranked #2 in school history in receptions (198), 3rd in receiving yards (2,802), 3rd in receiving TDs (20), 3rd in punt return yards (582) and 3rd in punt returns (57).
- Had 74 receptions for 1,176 yards and 8 TDs as a senior.
- Named 1st-Team All-Northern Sun Conference South Division as a senior and 2nd-Team as a junior.
- Helped lead the Mavericks to a 13-1 record and a national semifinal berth as a senior.
- 7th MSU Alumni to play in the NFL, joining Bob Bruer (1979-80 with San Francisco; 1980-83 with Minnesota) and Tywan Mitchell (2000-01 with Arizona) as the only 3 former Mavericks to play in a non-lockout NFL regular season.

PREP

- 4-sport standout at Detroit Lakes High in Northern Minnesota, competing in football, basketball, golf and baseball.
- Helped team to a 9-1 mark as a senior and named All-State.
- Member of Lakers state champs golf team.

PILING UP YARDS

VIKINGS RECEIVING YARDS IN A GAME	
PLAYER, GAME	YARDS/REC/TD
Sammy White, vs. Detroit, 11/7/76	210/7/2
Randy Moss, at Chicago, 11/14/99	204/12/0
Adam Thielen, at Green Bay, 12/24/16	202/12/2
Paul Flatley, at San Francisco, 10/24/65	202/7/2
Sidney Rice, vs. Detroit, 11/15/09	201/7/0

VIKINGS 100+ YARD RECEIVING GAMES IN A SEASON	
PLAYER, SEASON	100+ GAMES
Adam Thielen, 2018	9
Randy Moss, 2000	8
Randy Moss, 2003	8

TOUCHDOWN TEAR

Adam Thielen set a career high in 2020 with 13 TD receptions and has 4 games in 2020 with 2+ receiving TDs.

VIKINGS RECEIVING TDs IN A SEASON	
PLAYER, SEASON (~led NFL)	TDs
Randy Moss, 2003*	17
Randy Moss, 1998*	17
Cris Carter, 1995*	17
Randy Moss, 2000*	15
Adam Thielen, 2020	13
Randy Moss, 2004	13
Cris Carter, 1999*	13
Cris Carter, 1997*	13
Cris Carter, 1998	12
Visanthe Shiancoe, 2009	11
Randy Moss, 1999	11
Jerry Reichow, 1961	11

VIKINGS 2+ RECEIVING TD GAMES IN A SEASON	
PLAYER, SEASON	2+ TD GAMES
Cris Carter, 1995	7
Randy Moss, 2003	5
Adam Thielen, 2020	4
Randy Moss, 1998	4

CAN'T FIGHT THIS THIELEN ANYMORE

Adam Thielen has shown a knack for making big plays in big situations during his Vikings career. He has excelled on special teams, receiving and rushing the ball.

MOST RUSHING YARDS IN A GAME BY VIKINGS WRs	
PLAYER, GAME	YARDS
Cordarrelle Patterson, at St. Louis, 9/7/14	102
Adam Thielen, at Green Bay, 1/3/16	67
Percy Harvin, at Kansas City, 10/2/11	67

LONGEST VIKINGS FAKE PUNTS	
PLAYER, GAME	YARDS
Andrew Senedejo, at Chicago, 9/7/14	48 run
Bobby Walden, vs. San Francisco, 10/30/66	45 run
Adam Thielen, at Green Bay, 1/3/16	41 run

LONGEST BLOCKED PUNT RETURN TDs BY VIKINGS	
PLAYER, GAME	YARDS
Everson Griffen, vs. Carolina, 11/30/14	43t
Adam Thielen, vs. Carolina, 11/30/14	30t
Nate Allen, vs. N.Y. Giants, 10/17/76	28t

THIELEN'S NFL TOTALS

Year	GP/GS	RECEIVING					RUSHING					Special	
		No.	Yds.	Avg.	Lg.	TD	Att.	Yds.	Avg.	Lg.	TD	Teams	
2014 (Min)	16/2	8	137	17.1	44t	1	0	0	0.0	0	0	12	
2015 (Min)	16/2	12	144	12.0	30	0	4	89	22.3	41	0	10	
Playoffs	1/0	0	0	0.0	0	0	0	0	0.0	0	0	0	
2016 (Min)	16/10	69	967	14.0	71t	5	2	15	7.5	11	0	3	
2017 (Min)	16/16	91	1,276	14.0	65t	4	1	11	11.0	11	0	0	
Playoffs	2/2	6	74	12.3	24	0	0	0	0.0	0	0	0	
2018 (Min)	16/16	113	1,373	12.2	68	9	5	30	6.0	15	0	0	
2019 (Min)	10/10	30	418	13.9	44	6	4	6	1.5	3	1	0	
Playoffs	2/1	12	179	14.9	43	0	1	3	3.0	3	0	0	
2020 (Min)	13/13	62	771	12.4	51	13	3	15	5.0	8	0	0	
Total	102/68	385	5,086	13.3	75t	37	19	166	8.7	41	1	25	
Playoffs	5/3	21	281	13.4	43	0	1	3	3.0	3	0	0	

SINGLE-GAME CAREER HIGHS (* - playoffs)

Receptions	14	2x, vs. Buffalo, 9/23/18
Receiving Yards	202	at Green Bay, 12/24/16
Long reception	71t	at Green Bay, 12/24/16
TD Receptions	2	6x, last vs. Dallas, 11/22/20
Rushing Attempts	2	at Green Bay, 1/3/16
Rushing Yards	67	at Green Bay, 1/3/16
Long Rush	41	at Green Bay, 1/3/16
Rushing TD	1	vs. Oakland, 9/22/19
2-Point Conversion	1	at Chi., 11/18/18; vs. GB 9/13/20

ST Tackles	3	at Chicago, 11/16/148
Blocked Punt Return	1	vs. Carolina, 11/30/14
Long Blocked Punt Return	30t	vs. Carolina, 11/30/14
Kickoff Return	1	3x, last at Green Bay, 12/24/16
Long Kickoff Return	21	vs. Green Bay, 11/23/14
Punt Return	2	2x, last vs. Dallas, 12/1/16
Long Punt Return	9	at Jacksonville, 12/11/16
Total TDs	2	4x, last vs. GB, 9/13/20

THIELEN'S TOUCHDOWNS

GAME	PLAY
vs. Carolina, 11/30/14	30-yard blocked punt return
vs. Chicago, 12/28/14	44 pass from Bridgewater
vs. Houston, 10/9/16	36 pass from Bradford
at Washington, 11/13/16	1 pass from Bradford
vs. Arizona, 11/20/16	16 pass from Bradford
at Green Bay, 12/24/16	71, 8 pass from Bradford
at Cleveland (UK), 10/29/17	18 pass from Keenum
at Washington, 11/12/17	1 pass from Keenum
vs. L.A. Rams, 11/19/17	65 pass from Keenum
at Carolina, 12/10/17	52 pass from Keenum
at Green Bay, 9/16/18	22 pass from Cousins
at Los Angeles, 9/27/18	45 pass from Cousins
at Philadelphia, 10/7/18	3 pass from Cousins
vs. Arizona, 10/14/18	13 pass from Cousins
at New York Jets, 10/21/18	34 pass from Cousins
vs. New Orleans, 10/28/18	1 pass from Cousins
vs. Detroit, 11/4/18	2 pass from Cousins
vs. Green Bay, 11/25/18	34 pass from Cousins
at New England, 12/2/18	5 pass from Cousins
vs. Atlanta, 9/8/19	23 pass from Cousins
vs. Oakland, 9/22/19	35 pass from Cousins, 1 rush
at New York Giants, 10/6/19	15, 9 pass from Cousins
vs. Philadelphia, 10/13/19	6 pass from Cousins
at Detroit, 10/20/19	25 pass from Cousins
vs. Green Bay, 9/13/20	37, 19 pass from Cousins
vs. Tennessee, 9/27/20	16 pass from Cousins
at Houston, 10/4/20	9 pass from Cousins
at Seattle, 10/11/20	3, 6 pass from Cousins
vs. Atlanta, 10/18/20	2 pass from Cousins
at Chicago, 11/18/20	17, 6 pass from Cousins
vs. Dallas, 11/22/20	2, 3 pass from Cousins
vs. Jacksonville, 12/6/20	3 pass from Cousins
vs. Chicago, 12/20/20	3 pass from Cousins
Total	40 (1 rush, 1 BPR, 38 receiving)

THIELEN'S 2-PT CONVERSIONS

GAME	PLAY
at Chicago, 11/18/18	pass from Cousins
vs. Green Bay, 9/13/20	pass from Cousins
Total	2 (2 receiving)

THIELEN'S 100-YARD GAMES (21) (* - playoffs)

Game	Yds/Rec/TD
vs. Houston, 10/9/16	127/7/1
at Jacksonville, 12/11/16	101/4/0
at Green Bay, 12/24/16	202/12/2
vs. New Orleans, 9/11/17	157/9/0
at Washington, 11/12/17	166/8/1
vs. LA Rams, 11/19/17	123/6/1
at Carolina, 12/10/17	105/6/1
vs. San Francisco, 9/11/18	102/6/0
at Green Bay, 9/16/18	131/12/1
vs. Buffalo, 9/23/18	105/14/0
at LA Rams, 9/27/18	135/8/1
at Philadelphia, 10/7/18	116/7/1
vs. Arizona, 10/14/18	123/11/1
at NY Jets, 10/21/18	110/9/1
vs. New Orleans, 10/28/18	103/7/1
vs. Green Bay, 11/25/18	125/8/1
at NY Giants, 10/6/19	130/7/2
at New Orleans, 1/5/20*	129/7/0
vs. Green Bay, 9/13/20	110/6/2
at Houston, 10/4/20	114/8/1
vs. Dallas, 11/22/20	123/8/2

IN ELITE COMPANY

VIKINGS RECEIVING YARDS IN A SEASON

PLAYER, YEAR	YARDS
Randy Moss, 2003	1,632
Randy Moss, 2000	1,437
Randy Moss, 1999	1,413
Adam Thielen, 2018	1,373

VIKINGS RECEPTIONS IN A SEASON

PLAYER, YEAR	CATCHES
Cris Carter, 1994	122
Cris Carter, 1995	122
Adam Thielen, 2018	113

VIKINGS RECEPTIONS IN A GAME

PLAYER, GAME	CATCHES
Rickey Young, at New England, 12/16/79	15
Cris Carter, at Arizona, 10/2/94	14
Adam Thielen, vs. Buffalo, 9/23/18	14

RARE WITH THE BALL IN THE AIR

VIKINGS CAREER 100+ YARD RECEIVING GAMES

PLAYER	100+ GAMES
Randy Moss	41
Cris Carter	40
Anthony Carter	22
Adam Thielen	20
Jake Reed	18

THIELEN'S CAREER GAME-BY-GAME (*starts)

RECEIVING

2014	MIN	No.	Yards	Avg.	Long	TD
9/7	@ STL	0	0	0	0	0
9/14	NE	0	0	0	0	0
9/21	@ NO*	0	0	0	0	0
9/28	ATL	0	0	0	0	0
10/2	@ GB	4	57	14.3	17	0
10/12	DET	0	0	0	0	0
10/19	@ BUF*	0	0	0	0	0
10/26	@ TB	0	0	0	0	0
11/2	WAS	0	0	0	0	0
11/16	@ CHI	0	0	0	0	0
11/23	GB	0	0	0	0	0
11/30	CAR	0	0	0	0	0
12/7	NYJ	0	0	0	0	0
12/14	@ DET	0	0	0	0	0
12/21	@ MIA	1	12	12.0	12	0
12/28	CHI	3	68	22.6	44t	1
GP/GS: 16/2		8	137	17.1	44t	1

STACKING UP AGAINST HISTORY

VIKINGS CAREER RECEIVING TOUCHDOWNS

PLAYER	TDs
Cris Carter	110
Randy Moss	92
Anthony Carter	52
Sammy White	50
Kyle Rudolph	48
Adam Thielen	38
Ahmad Rashad	34
Jake Reed	33
Stefon Diggs	30
Steve Jordan	28
John Gilliam	27

VIKINGS CAREER RECEPTIONS

PLAYER	RECEPTIONS
Cris Carter	1,004
Randy Moss	587
Steve Jordan	498
Anthony Carter	478
Kyle Rudolph	446
Jake Reed	413
Ahmad Rashad	400
Sammy White	393
Adam Thielen	385
Stefon Diggs	365
Ted Brown	339
Chuck Foreman	336

RECEIVING

2015	MIN	No.	Yds.	Avg.	Lg.	TD	No.	Yds.	Avg.	Lg.	TD
9/14	@ SF	0	0	0.0	0	0	0	0	0.0	0	0
9/20	DET	0	0	0.0	0	0	0	0	0.0	0	0
9/27	SD	2	16	8.0	11	0	0	0	0.0	0	0
10/4	@ DEN	6	70	11.7	18	0	0	0	0.0	0	0
10/18	KC	0	0	0.0	0	0	0	0	0.0	0	0
10/25	@ DET	1	30	30.0	30	0	0	0	0.0	0	0
11/1	@ CHI	0	0	0.0	0	0	0	0	0.0	0	0
11/8	STL	0	0	0.0	0	0	0	0	0.0	0	0
11/15	@ OAK	0	0	0.0	0	0	1	14	14.0	14	0
11/22	GB	0	0	0.0	0	0	0	0	0.0	0	0
11/29	@ ATL	0	0	0.0	0	0	0	0	0.0	0	0
12/6	SEA	0	0	0.0	0	0	0	0	0.0	0	0
12/10	@ AZ	1	7	7.0	7	0	0	0	0.0	0	0
12/20	CHI*	0	0	0.0	0	0	1	8	8.0	8	0
12/27	NYG*	1	5	5.0	5	0	0	0	0.0	0	0
1/3/16	@ GB	1	16	16.0	16	0	2	67	33.5	41	0
GP/GS: 16/2		12	144	12.0	30	0	4	89	22.3	41	0

2015 PLAYOFFS

1/10/16	SEA	0	0	0.0	0	0	0	0	0.0	0	0
---------	-----	---	---	-----	---	---	---	---	-----	---	---

2016	MIN	No.	Yds.	Avg.	Lg.	TD	No.	Yds.	Avg.	Lg.	TD
9/11	@ TEN	4	54	13.5	21	0	0	0	0.0	0	0
9/18	GB*	4	41	10.3	15	0	0	0	0.0	0	0
9/25	@ CAR	3	29	9.7	19	0	0	0	0.0	0	0
10/3	NYG	2	21	10.5	18	0	0	0	0.0	0	0
10/9	HOU*	7	127	18.1	36t	1	0	0	0.0	0	0
10/23	@ PHI*	2	52	26.0	27	0	0	0	0.0	0	0
10/31	@ CHI	3	40	13.3	21	0	0	0	0.0	0	0
11/6	DET*	4	68	17.0	29	0	0	0	0.0	0	0
11/13	@ WAS	3	21	7.0	11	1	1	11	11.0	11	0
11/20	ARI*	5	65	13.0	22	1	0	0	0.0	0	0
11/24	@ DET*	8	53	6.6	10	0	0	0	0.0	0	0
12/1	DAL	7	86	12.3	23	0	0	0	0.0	0	0
12/11	@ JAX*	4	101	25.3	41	0	0	0	0.0	0	0
12/18	IND*	0	0	0.0	0	0	0	0	0.0	0	0
12/24	@ GB*	12	202	16.8	71t	2	1	4	4.0	4	0
1/1/17	CHI*	1	7	7.0	7	0	0	0	0.0	0	0
GP/GS: 16/10		69	967	14.0	71t	5	2	15	7.5	11	0

RECEIVING							RUSHING				
2017	MIN	No.	Yds.	Avg.	Lg.	TD	No.	Yds.	Avg.	Lg.	TD
9/11	NO*	9	157	17.4	44	0	0	0	0.0	0	0
9/17	@ PIT*	5	44	8.8	24	0	0	0	0.0	0	0
9/24	TB*	5	98	19.6	45	0	0	0	0.0	0	0
10/1	DET*	5	59	11.8	24	0	0	0	0.0	0	0
10/9	@ CHI*	5	34	6.9	14	0	1	11	11.0	11	0
10/15	GB	9	96	10.7	23	0	0	0	0.0	0	0
10/22	BAL	5	41	8.2	14	0	0	0	0.0	0	0
10/29	@ CLE*	5	98	19.6	25	1	0	0	0.0	0	0
11/12	@ WAS*	6	166	20.8	49	1	0	0	0.0	0	0
11/19	LAR*	5	123	20.5	65t	1	0	0	0.0	0	0
11/23	@ DET*	8	89	11.1	16	0	0	0	0.0	0	0
12/3	@ ATL*	4	51	12.8	22	0	0	0	0.0	0	0
12/10	@ CAR*	6	105	17.5	52	1	0	0	0.0	0	0
12/17	CIN*	3	30	10.0	21	0	0	0	0.0	0	0
12/23	@ GB*	2	24	12.0	21	0	0	0	0.0	0	0
12/31	CHI*	6	61	10.2	16	0	0	0	0.0	0	0
GP/GS: 16/16		91	1,267	14.0	65t	4	1	11	11.0	11	0
2017 Playoffs											
1/14/18	NO*	6	74	12.3	24	0	0	0.0	0	0	0
1/21/18	@ PHI*	3	28	9.3	12	0	0	0.0	0	0	0
GP/GS: 2/2		9	102	11.3	24	0	0	0.0	0	0	0

2018	MIN	No.	Yds.	Avg.	Lg.	TD	No.	Yds.	Avg.	Lg.	TD
9/11	SF*	6	102	17.0	34	0	0	0	0.0	0	0
9/16	@ GB*	12	131	10.9	25	1	0	0	0.0	0	0
9/23	BUF*	14	105	7.5	19	0	0	0	0.0	0	0
9/27	@ LAR*	8	135	16.9	45t	1	0	0	0.0	0	0
10/7	@ PHI*	7	116	16.6	68	1	0	0	0.0	0	0
10/14	ARI*	11	123	11.2	17	1	0	0	0.0	0	0
10/21	@ NYJ*	9	110	12.2	34	1	0	0	0.0	0	0
10/28	NO*	7	103	14.7	28	1	1	15	15.0	15	0
11/4	DET*	4	22	5.5	11	1	1	5	5.0	5	0
11/18	@ CHI*	7	66	9.4	13	0	0	0	0.0	0	0
11/25	GB*	8	125	15.6	33	1	0	0	0.0	0	0
12/2	@ NE*	5	28	5.6	9	1	0	0	0.0	0	0
12/10	@ SEA*	5	70	14.0	35	0	1	8	8.0	0	0
12/16	MIA*	2	19	9.5	14	0	0	0	0.0	0	0
12/23	@ DET*	5	80	16.0	40	0	1	3	3.0	3	0
12/30	CHI*	3	38	12.7	18	0	1	-1	-1.0	-1	0
GP/GS: 16/16		113	1,373	12.2	68	9	5	30	6.0	15	0

2019	MIN	No.	Yds.	Avg.	Lg.	TD	No.	Yds.	Avg.	Lg.	TD
9/8	ATL*	3	43	14.3	23t	1	0	0	0.0	0	0
9/15	@ GB*	5	75	15.0	30	0	0	0	0.0	0	0
9/22	OAK*	3	55	18.3	35t	1	1	1	1.0	1	1
9/29	@ CHI*	2	6	3.0	6	0	0	0	0.0	0	0
10/6	@ NYG*	7	130	18.6	44	2	0	0	0.0	0	0
10/13	PHI*	6	57	9.5	20	1	1	0	0.0	0	0
10/20	@ DET*	1	25	25.0	25	1	0	0	0.0	0	0
10/24	WAS	INACTIVE									
11/3	@ KC*	0	0	0.0	0	0	0	0	0.0	0	0
11/10	@ DAL	INACTIVE									
11/17	DEN	INACTIVE									
12/2	@ SEA	INACTIVE									
12/8	DET	INACTIVE									
12/15	@ LAC*	3	27	9.0	13	0	1	3	3.0	3	0
12/23	GB*	0	0	0.0	0	0	1	2	2.0	2	0
12/29	CHI	DID NOT PLAY									
GP/GS: 10/10		30	418	13.9	44	6	4	6	1.5	3	1
2019 PLAYOFFS											
1/5/20	@ NO*	7	129	18.4	43	0	1	3	3.0	3	0
1/11/20	@ SF	5	50	10.0	17	0	0	0	0.0	0	0
GP/GS: 2/1		12	179	14.9	43	0	1	3	3.0	3	0

2020	MIN	No.	Yds.	Avg.	Lg.	TD	No.	Yds.	Avg.	Lg.	TD
9/13	GB*	6	110	18.3	37t	2	0	0	0.0	0	0
9/20	@ IND*	3	31	10.3	18	0	0	0	0.0	0	0
9/27	TEN*	3	29	9.7	16t	1	1	4	4.0	4	0
10/4	@ HOU*	8	114	14.3	39	1	1	8	8.0	8	0
10/11	@ SEA*	9	80	8.9	14	2	1	3	3.0	3	0
10/18	ATL*	3	51	17.0	35	1	0	0	0.0	0	0
11/1	@ GB*	3	27	9.0	12	0	0	0	0.0	0	0
11/8	DET*	2	38	19.0	30	0	0	0	0.0	0	0
11/16	@ CHI*	4	43	10.8	17t	2	0	0	0.0	0	0
11/22	DAL*	8	123	15.4	51	2	0	0	0.0	0	0
11/29	CAR	Reserve/Covid-19									
12/6	JAX*	8	75	9.4	14	1	0	0	0.0	0	0
12/13	@ TB*	3	39	13.0	15	0	0	0	0.0	0	0
12/20	CHI*	0	0	0.0	0	0	0	0	0.0	0	0
12/25	@ NO										
1/3	@ DET										
GP/GS: 13/13		60	760	12.7	51	12	3	15	5.0	8	0



74

OLISAEMEKE UDOH

2020 GP/GS
7/0

Career GP/GS
8/0

Playoffs GP/GS
0/0

- Made his NFL debut vs. Chicago on 12/29/19 at RT.
- Interested in pursuing career in medicine like his parents following his football career.

OFF THE FIELD

- Donated 500 meals to workers at Cape Fear Valley Medical Center to workers as they worked around the clock to treat Coronavirus patients.
- Name is pronounced OH-lee-suh-MEE-kah OO-doh, translates to "God is good."
- Earned degree in exercise science in spring 2018, playing final season at Elon as a graduate.
- Parents, Benjamin and Rita, are a doctor and nurse in their own medical practice, Hanora Medical Center in Fayetteville.
- Both parents were born in Nigeria, and the family regularly visits relatives there.
- Sister Ona was a starter on the Wake Forest WBB team, playing her final season in 2019-20.
- Younger brother, Ezemdi, is on the football team at North Carolina State, entering his 1st season in 2020.

PRO

- Selected in the 6th round (#193) in the 2019 NFL Draft.
- The 2nd Elon player drafted by the Vikings.
- Is the highest-drafted Elon player since RB Jimmy Smith by Washington in 1984 (4th Rd., #102).

2020: MINNESOTA VIKINGS

- Played in season-opener vs. Green Bay (9/13), at Indianapolis (9/20), vs. Tennessee (9/27), at Chicago (11/16), vs. Dallas (11/22), vs. Carolina (11/29).
- Inactive at Houston (10/4), at Seattle (10/11), at Green Bay (11/1), vs. Detroit (11/8), vs. Jacksonville (12/6), at Tampa Bay (12/13).

2019: MINNESOTA VIKINGS

- Made his NFL debut vs. Chicago (12/29), playing at RT when most starters were held out of the game.

POSITION: Tackle

HEIGHT/WEIGHT: 6-6/325

DOB: 2-14-97

HOMETOWN: Fayetteville, NC

COLLEGE: Elon

ACQUIRED: D6c (#193) 2019

NFL SEASON: 2

VIKINGS SEASON: 2

- Inactive Weeks 1-16.
- Inactive in the Divisional game at San Francisco (1/11/20) and the Wild Card game at New Orleans (1/5).

COLLEGE

- Started 45 consecutive games after redshirting in 2014.
- As a redshirt senior in 2018, earned a Phil Steele FCS 1st-Team All-America honors after the season.
- Earned an invite to the NFL Combine, Senior Bowl and East-West Shrine game.
- A 1st-Team All-Colonial Athletic Association pick as a senior.
- Elon averaged 199.5 yards per game on the ground to finish 2nd in the CAA in 2018.
- Helped Elon to a 8-4 record in 2017 and a berth in the FCS Playoffs and went 6-5 as a senior with a playoff berth.
- Helped team rebound from a 2-9 mark as a sophomore to earn consecutive playoff berths as a junior and senior.

PREP

- A 2nd Team Cape Fear Region honoree as a senior.
- Helped program to state playoffs in 2012 and 2013.
- Was a NCHSAA student-athlete honoree in both 2012 and 2013.
- An A/AB honor roll student.
- Played 1 season of offensive line as a senior; played DL as sophomore and junior.

UDOH'S CAREER GAMES

Year.....	GP
2019 (Min).....	1/0
Playoffs.....	0/0
2020 (Min).....	7/0
Totals.....	8/0
Playoffs.....	0/0



96

ARMON WATTS

POSITION: Defensive Tackle
HEIGHT/WEIGHT: 6-5/295
DOB: 7-22-96
HOMETOWN: St. Louis, MO

COLLEGE: Arkansas
ACQUIRED: D6a (#190) 2019
NFL SEASON: 2
VIKINGS SEASON: 2

2020 GP/GS
14/0

Career GP/GS
21/1

Playoffs GP/GS
0/0

- Made NFL debut at Dallas (11/10), recording a half-sack on Dak Prescott, shared with Everson Griffen.
- Led all Vikings rookies with 1.5 sacks in 2019 and started regular season finale vs. Chicago when many starters sat out.
- Led Arkansas with 7.0 sacks as a senior, all 7 of his career.
- Paul Eells (perseverance through adversity) and Dan Hampton (defensive lineman of the year) award winners as a senior.

OFF THE FIELD

- Majored in recreation and sport management.
- Enjoys fishing in his free time.
- Has a daughter, Niya.
- Coached by Adam Zimmer at the East-West Shrine Bowl when he served as the West team's head coach.

PRO

- Selected in the 6th round (#190) of the 2019 NFL Draft.
- The 8th player drafted from Arkansas in Vikings history.
- Placed on the Reserve/Injured list on 12/31/19.

2020: MINNESOTA VIKINGS

- Played in opening 14 games of season.
- Had 3 tackles at Chicago (11/16) on Monday Night Football.
- Notched 1st sack of season when he shared a sack of Matthew Stafford with LB Eric Wilson vs. Detroit (11/8).
- Had career-best 5 tackles vs. Atlanta (10/18).
- Had 2 tackles at Indianapolis (9/20).

2019: MINNESOTA VIKINGS

- Played in 7 games with 1 start in 2019, finishing with 14 total tackles (12 solo), 1 TFL, 1.5 sacks and 1 PBU.

- Made his NFL debut at Dallas, recording 3 tackles, 0.5 sack and one QBH (11/10). Shared the sack of Dak Prescott with Everson Griffen, the lone sack of the game for the Vikings.
- Tallied 3 solo tackles and his 1st career pass defended at Seattle (12/2), tipping a Russell Wilson pass that was then intercepted and returned for a touchdown by Anthony Harris
- Notched the 1st start of his NFL career vs. Chicago (12/29), making 3 total tackles and his 1st career full sack, forced fumble and TFL.

COLLEGE

- Appeared in 29 career games, starting 11.
- Finished career with 62 tackles, 9.5 tackles for loss, 7.0 sacks, and 3 FFs.
- Moved into the starting lineup as a senior in 2018 and led the Razorbacks with 7.0 sacks among his defensive line-leading 49 tackles, 8.5 TFLs and 3 FFs.
- Appeared in 5 games in 2017 while totaling 11 tackles.
- In 2016, appeared in 1 game against Mississippi State.
- Saw action in 11 games as a redshirt freshman.
- Redshirted for the 2014 season.

PREP

- Ranked as the 10th-best prospect from Missouri when leaving Christian Brothers High School.
- As a senior, advanced to the 3rd round of the Class 6A state playoffs.
- Tallied 66 tackles with 14.5 tackles for loss and 5 sacks.
- Team won 2014 state title.

WATTS' NFL TOTALS

Year	GP/GS	Solo	Asst.	Total	Sacks	INTs	PBU	TFL	QBH	FF/FR	Special Teams
2019 (Min)	7/1	12	2	14	1.5	0	1	0	3	1/0	0
Playoffs	0/0	0	0	0	0.0	0	0	0	0	0/0	0
2020 (Min)	14/0	11	17	28	0.5	0	0	0	2	0/0	0
Total	21/1	23	19	42	2.0	0	1	0	5	1/0	0
Playoffs	0/0	0	0	0	0.0	0	0	0	0	0/0	0

SINGLE-GAME CAREER HIGHS (* - playoffs)

Tackles 5 vs. Atlanta, 10/18/20
Solo Tackles 3 2x, last vs. Chicago, 12/29/19
Sacks 1.0 vs. Chicago, 12/29/19

QB Hurries 2 at LAC, 12/15/19
Pass Defended 1 at Seattle, 12/2/19
Forced Fumble 1 vs. Chicago, 12/29/19

WATTS' SACKS

GAME	QB	SACK
at Dallas, 11/10/19.....	Dak Prescott.....	0.5
vs. Chicago, 12/29/19.....	Mitchell Trubisky.....	1.0
vs. Detroit, 11/8/20.....	Matthew Stafford.....	0.5
Total.....		2.0


WATTS' CAREER GAME-BY-GAME (*starts)

2019	MIN	U	A	T	TFL	SK	QH	FF	FR	INT	PD
9/8	ATL	INACTIVE									
9/15	@ GB	INACTIVE									
9/22	OAK	INACTIVE									
9/29	@ CHI	INACTIVE									
10/6	@ NYG	INACTIVE									
10/13	PHI	INACTIVE									
10/20	@ DET	INACTIVE									
10/24	WAS	INACTIVE									
11/3	@ KC	INACTIVE									
11/10	@ DAL	3	0	3	0	0.5	1	0	0	0	0
11/17	DEN	2	0	2	0	0.0	0	0	0	0	0
12/2	@ SEA	3	0	3	0	0.0	0	0	0	0	1
12/8	DET	1	0	1	0	0.0	0	0	0	0	0
12/15	@ LAC	1	0	1	0	0.0	2	0	0	0	0
12/23	GB	0	1	1	0	0.0	0	0	0	0	0
12/29	CHI*	2	1	3	1	1.0	1	1	0	0	0
GP/GS: 7/1	12	2	14	1	1.5	4	1	0	0	1	

2019 PLAYOFFS

1/5/20 @ NO	RESERVE/INJURED										
1/11/20 @ SF	RESERVE/INJURED										
GP/GS: 0/0	0	0	0	0	0.0	0	0	0	0	0	0

2020	MIN	U	A	T	TFL	SK	QH	FF	FR	INT	PD
9/13	GB	0	1	1	0	0.0	0	0	0	0	0
9/20	@ IND	2	0	2	0	0.0	0	0	0	0	0
9/27	TEN	0	0	0	0	0.0	0	0	0	0	0
10/4	@ HOU	0	1	1	0	0.0	0	0	0	0	0
10/11	@ SEA	0	1	1	0	0.0	0	0	0	0	0
10/18	ATL	2	3	5	0	0.0	0	0	0	0	0
11/1	@ GB	0	1	1	0	0.0	0	0	0	0	0
11/8	DET	1	3	4	0	0.5	1	0	0	0	0
11/16	@ CHI	3	0	3	0	0.0	0	0	0	0	0
11/22	DAL	1	1	2	0	0.0	0	0	0	0	0
11/29	CAR	0	3	3	0	0.0	0	0	0	0	0
12/6	JAX	0	1	1	0	0.0	0	0	0	0	0
12/13	@ TB	0	1	1	0	0.0	1	0	0	0	0
12/20	CHI	2	1	3	0	0.0	0	0	0	0	0
12/25	@ NO										
1/3	@ DET										
GP/GS: 14/0	11	17	28	0	0.5	2	0	0	0	0	0

**79****KENNY WILLEKES**

POSITION: Defensive End
HEIGHT/WEIGHT: 6-3/264
DOB: 7-22-97
HOMETOWN: Rockford, MI

HIGH SCHOOL: NorthPointe Christian
COLLEGE: Michigan State
ACQUIRED: D7a (#225) 2020
NFL/VIKINGS SEASON: R

- Winner of the 2019 Burlsworth Trophy, given to the nation's most outstanding player that began his career as a walk-on.
- Attended Kirk Cousins' football camp as a youngster.
- Named the 2018 Big Ten Defensive Lineman of the Year after leading the conference with 20.5 TFL as a junior.

OFF THE FIELD

- The 5th of 8 children in the family. Younger brother Charles Jr. also played on the Michigan State football team; older brother Lourens is a national champion trampoline gymnast; sister Holliann is a lawyer, and sister Allison is a concert pianist. Father, Charles, is a heart surgeon.
- Graduated with his bachelor's degree in chemistry in December of 2020.

PRO

- Selected in the 7th round (No. 225 overall).
- Placed on the Vikings Reserve/Injured list on 9/2/20.
- Part of a Big Ten draft class that had the 2nd-most players selected in 2019 behind only the SEC.

2020: MINNESOTA VIKINGS

- Placed on injured reserve following training camp on 9/2.

COLLEGE

- A 2-time 1st-Team All-Big Ten DE that finished his Spartan career as school record holder with 51 TFL.
- Ended career 3rd in MSU history with 26.0 career sacks.
- Started 38 of his 40 career games, posting 229 career tackles, with career-high 78 stops in 2018 and 2019, adding career-high 10.5 sacks in 2019.

- Won the 2019 Burlsworth Trophy, given to the nation's most outstanding player that began his career as a walk-on.
- Named the 2018 Big Ten Defensive Lineman of the Year after leading the conference with 20.5 tackles for loss.
- The 1st defensive player in school history to win the Governor's Award (team MVP) twice, doing so in 2018 and 2019.
- A 2-time Walter Camp All-America, 2nd-Team in 2018 and '19.
- Suffered a broken fibula in the 2018 Redbox Bowl vs. Oregon but went on to play the entire 2019 season.

PREP

- A 3-time 1st-Team All-Conference honoree at North Pointe.
- 2014 Michigan AP All-State 1st-Team LB.
- Helped lead the Mustangs to an 11-2 record and a trip to the Division 6 semifinals in 2014.
- Helped lead Grand Rapids Catholic Central to the Division 1 state rugby championship in 2014.



50

ERIC WILSON

2020 GP/GS

14/13

Career GP/GS

62/23

Playoffs GP/GS

4/2

• Had 1st career game with a sack and INT at Seattle (10/11) on Sunday Night Football.

• Set career-highs in tackles (66), sacks (3.0) and TFLs (6) in 2019 and started both playoff games.

• Has not missed a game in his NFL career.

• Began career at Northwestern, where he was teammates with Vikings DE Ifeadi Odenigbo, before transferring to Cincinnati where he played with Vikings RB Mike Boone.

OFF THE FIELD

• Earned his degree in sports management.

• Served as an intern in the Cincinnati athletics facilities and operations department.

• Enjoys skateboarding in his free time.

• The oldest of 3 children, has 2 younger sisters.

PRO

• Signed as a rookie free agent following the 2017 NFL Draft on 5/5/17, playing in all 16 regular-season games and both playoff games as team went to NFC Championship Game.

• Had most productive season in 2019, making 6 regular-season and 2 playoff starts and led Vikings LBs with 3.0 sacks.

• Led team in Divisional game at San Francisco with 10 tackles.

2020: MINNESOTA VIKINGS

• Led team with 11 tackles vs. Chicago (12/20), breaking the 100-tackle mark for the 1st time in his career.

• Led team with 9 tackles vs. Dallas (11/22) and blocked a PAT.

• Led team in tackles and shared a sack on Nick Foles with Hercules Mata'afa at Chicago (11/16) in a Monday Night win.

• Grabbed 3rd INT of the season and shared a sack of Matthew Stafford vs. Detroit (11/8) in a 34-20 win, splitting the sack with DT Armon Watts, it was the 2nd game of the season he had an INT and sack, also completing the double at Seattle.

• Had 4 tackles and a FR in win at Green Bay (11/1).

• Posted 3 tackles and a FR vs. Atlanta (10/18).

• Had most productive day of his career with a sack and INT at Seattle (10/11) in a narrow 27-26 loss on Sunday Night Football.

• Started 1st career season-opening game vs. Green Bay (9/13).

• Snared 1st career at Indianapolis (9/20) off Philip Rivers. The pick was Minnesota's 1st of the season as a team.

• Had season-high 7 tackles and 1st sack of the season vs. Tennessee (9/27) when he brought down WR Adam Humphries, who was attempting a pass off a reverse.

2019: MINNESOTA VIKINGS

• Played in all 16 games with 6 starts and started both playoff games, setting career highs in tackles (66), sacks (3.0) and TFLs (6) and tying for 2nd on the team with 7 special teams tackles.

• Blocked a Matt Boshner punt in the 1st quarter vs. Atlanta (9/8), the 1st blocked punt of his career, the 1st since 2014 by the Vikings and the 1st-ever blocked punt in a season opener.

• Started his 2nd consecutive game vs. Oakland (9/22), this time in place of an injured Anthony Barr.

• Tallied 9 tackles (7 solo) at Seattle (12/2).

• Started vs. Chicago (12/29), notching 12 total tackles (9 solo) as well as 2 TFLs, 1 special teams tackle and 1.0 sack.

POSITION: Linebacker

HEIGHT/WEIGHT: 6-1/230

DOB: 9-26-94

HOMETOWN: Redford, MI

COLLEGE: Cincinnati

ACQUIRED: UDFA 2017

NFL SEASON: 4

VIKINGS SEASON: 4

• Made his 1st playoff start at New Orleans (1/5/20).

• Led Minnesota with 10 total tackles (7 solo) while adding a QBH at San Francisco (1/11/20) in Divisional Playoff game.

2018: MINNESOTA VIKINGS

• Started 4 games, then a career high.

• Totaled 38 tackles, 5 TFL and 2.0 sacks on the season.

• Was a captain at Philadelphia (10/7) and made 2 ST tackles.

• Made the 1st start of his career vs. his hometown team Detroit (11/4), logging 7 total tackles (6 solo).

• Started 2nd straight game at Chicago (11/18), had 7 total tackles (5 solo) and recording his 1st career sack and 2 QBHs.

• The Redford, MI, native started his 3rd career game at Detroit (12/23), finishing with 7 total tackles (6 solo), a career-high 3 TFL, his 2nd career sack and 3 QBHs along with 2 ST tackles.

2017: MINNESOTA VIKINGS

• Played a vital role on special teams in his rookie season, appearing in all 16 games and both playoff games as an undrafted free agent.

• Played special teams vs. New Orleans (9/11) in his NFL debut.

• Contributed 2 tackles (1 solo) in his first action on defense vs. Cincinnati (12/17) and a ST tackle as the Vikings clinched the NFC North title.

• Notched a ST tackle vs. New Orleans (1/14/18) in his 1st career playoff game.

• Played on special teams at Philadelphia (1/21/18) in the NFC Championship Game.

COLLEGE

• Started 24 of his 38 career games at Cincinnati.

• Led Bearcats in tackles as both a junior and senior.

• Named 1st-Team All-American Athletic Conference as a senior in 2016 and Claude Rust Award winner as the team's MVP.

• Had career-best 126 tackles and 3.0 sacks as a senior.

• 2nd-Team All-AAC as a junior and the AAC Defensive Player of the Week for an 18-tackle game at Miami (Ohio).

PREP

• Attended Thurston (Redford, MI) High, helping them to 4 straight conference titles in football, earning All-State honors.

• Also competed in track and basketball.

WHERE THERE'S WILSON, THERE'S A WAY

Vikings LB Eric Wilson is having a career year in 2020, leading the team with 3 INTs and 2 FRs while closing in on his career-high with 2.5 sacks. In games at Seattle and vs. Detroit he has notched a sack and INT in the same contest.

VIKINGS INTERCEPTIONS BY A LB IN A SEASON

PLAYER, YEAR	INTs
Rip Hawkins, 1961.....	5
Greg Biekert, 2002.....	4
Jack Del Rio, 1993.....	4
Jesse Solomon, 1988.....	4
Lonnie Solomon, 1969.....	4
Clancy Osborne, 1961.....	4
Eric Wilson, 2020 and others tied with	3



WILSON'S NFL TOTALS

Year	GP/GS	Solo	Asst.	Total	Sacks	INTs	PBU	TFL	QBH	FF/FR	Special Teams
2017 (Min)	16/0	1	1	2	0.0	0	0	0	0	1/0	5
Playoffs	2/0	0	0	0	0.0	0	0	0	0	0/0	0
2018 (Min)	16/4	31	7	38	2.0	0	0	5	6	0/0	8
2019 (Min)	16/6	47	19	66	3.0	0	0	6	5	0/0	7
Playoffs	2/2	9	4	13	0.0	0	0	0	1	0/0	0
2020 (Min)	14/13	52	54	106	3.0	3 (23)	6	6	9	1/2	1
Total	62/23	131	81	212	8.0	3 (23)	6	17	21	2/2	21
Playoffs	4/2	9	4	13	0.0	0	0	0	1	0/0	0

SINGLE-GAME CAREER HIGHS (* - playoffs)

Tackles13.....vs. Oakland, 9/22/19
 Solo Tackles9.....vs. Oakland, 9/22/19
 Special Teams Tackles ..2.....3x, last at Detroit, 12/23/18
 Blocked Punts1.....vs. Atlanta, 9/8/19
 Pass Defended.....1.....at Indianapolis, 9/20/20

Forced Fumble1.....vs. Cin., 12/17/17;vs. GB, 9/13/20
 Tackles for Loss3.....at Detroit, 12/23/18
 Sacks2.0.....vs. Oakland, 9/22/19
 Interception.....1.....3x, last vs. Detroit, 11/8/20
 Fumble Recovery1.....vs. Atl., 10/18/20; at GB, 11/1/20

WILSON'S INTERCEPTIONS

GAME QBINT
 at Indianapolis, 9/20/20 Philip Rivers1 (0)
 at Seattle, 10/11/20 Russell Wilson1 (7)
 vs. Detroit, 11/8/20 Matthew Stafford1 (16)
Total.....3 (23)

WILSON'S SACKS

GAME QBSACK
 at Chicago, 11/18/18 Mitchell Trubisky.....1.0
 at Detroit, 12/23/18 Matthew Stafford1.0
 vs. Oakland, 9/22/19 Derek Carr2.0
 vs. Chicago, 12/29/19 Mitchell Trubisky.....1.0
 vs. Tennessee, 9/27/20 Adam Humphries (WR)...1.0
 at Seattle, 10/11/20 Russell Wilson1.0
 vs. Detroit, 11/8/20 Matthew Stafford0.5
 at Chicago, 11/16/20 Nick Foles0.5
Total.....8.0

WILSON'S CAREER GAME-BY-GAME (*starts)

2017	MIN	U	A	T	TFL	SK	QH	FF	FR	INT	PD
9/9	NO	0	0	0	0	0.0	0	0	0	0	0
9/16	@ PIT	0	0	0	0	0.0	0	0	0	0	0
9/23	TB	0	0	0	0	0.0	0	0	0	0	0
9/27	DET	0	0	0	0	0.0	0	0	0	0	0
10/7	@ CHI	0	0	0	0	0.0	0	0	0	0	0
10/14	GB	0	0	0	0	0.0	0	0	0	0	0
10/21	BAL	0	0	0	0	0.0	0	0	0	0	0
10/28	@ CLE	0	0	0	0	0.0	0	0	0	0	0
11/4	@ WAS	0	0	0	0	0.0	0	0	0	0	0
11/18	LAR	0	0	0	0	0.0	0	0	0	0	0
11/25	@ DET	0	0	0	0	0.0	0	0	0	0	0
12/2	@ ATL	0	0	0	0	0.0	0	0	0	0	0
12/10	@ CAR	0	0	0	0	0.0	0	0	0	0	0
12/16	CIN	1	1	2	0	0.0	0	1	0	0	0
12/23	@ GB	0	0	0	0	0.0	0	0	0	0	0
12/30	CHI	0	0	0	0	0.0	0	0	0	0	0
GP/GS: 15/0	1	1	2	0	0	0	0	1	0	0	0
2017 PLAYOFFS											
1/14/18	NO	0	0	0	0	0.0	0	0	0	0	0
1/21/18	@ PHI	0	0	0	0	0.0	0	0	0	0	0
GP/GS: 2/0	0	0	0	0	0	0.0	0	0	0	0	0

2018	MIN	U	A	T	TFL	SK	QH	FF	FR	INT	PD
9/9	SF	0	0	0	0	0.0	0	0	0	0	0
9/16	@ GB	0	0	0	0	0.0	0	0	0	0	0
9/23	BUF	0	0	0	0	0.0	0	0	0	0	0
9/27	@ LAR	0	0	0	0	0.0	0	0	0	0	0
10/7	@ PHI	0	0	0	0	0.0	0	0	0	0	0
10/14	ARI	0	0	0	0	0.0	0	0	0	0	0
10/21	@ NYJ	0	1	1	0	0.0	0	0	0	0	0
10/28	NO	1	1	2	1	0.0	0	0	0	0	0
11/4	DET*	6	1	7	0	0.0	0	0	0	0	0
11/18	@ CHI*	8	0	8	1	1.0	2	0	0	0	0
11/25	GB	0	0	0	0	0.0	0	0	0	0	0
12/2	@ NE	0	0	0	0	0.0	0	0	0	0	0
12/10	@ SEA	0	0	0	0	0.0	0	0	0	0	0
12/16	MIA	2	0	2	0	0.0	1	0	0	0	0
12/23	@ DET*	6	1	7	3	1.0	3	0	0	0	0
12/30	CHI*	8	3	11	0	0.0	0	0	0	0	0
GP/GS: 16/4	31	7	38	5	2.0	6	0	0	0	0	0

2019	MIN	U	A	T	TFL	SK	QH	FF	FR	INT	PD
9/8	ATL	0	2	2	0	0.0	0	0	0	0	0
9/15	@ GB*	4	0	4	1	0.0	1	0	0	0	0
9/22	OAK*	9	4	13	2	2.0	2	0	0	0	0
9/29	@ CHI	0	0	0	0	0.0	0	0	0	0	0
10/6	@ NYG	1	2	3	0	0.0	1	0	0	0	0
10/13	PHI	1	0	1	0	0.0	0	0	0	0	0
10/20	@ DET*	1	1	2	0	0.0	0	0	0	0	0
10/24	WAS	0	0	0	0	0.0	0	0	0	0	0
11/3	@ KC	0	0	0	0	0.0	0	0	0	0	0
11/10	@ DAL	1	0	1	0	0.0	0	0	0	0	0
11/17	DEN	4	2	6	1	0.0	0	0	0	0	0
12/2	@ SEA	7	2	9	0	0.0	0	0	0	0	0
12/8	DET	1	1	2	0	0.0	0	0	0	0	0
12/15	@ LAC*	3	0	3	0	0.0	0	0	0	0	0
12/23	GB*	6	2	8	0	0.0	0	0	0	0	0
12/29	CHI*	9	3	12	2	1.0	1	0	0	0	0
GP/GS: 16/6		47	19	66	6	3.0	5	0	0	0	0
2019 PLAYOFFS											
1/5/20	@ NO*	2	1	3	0	0.0	0	0	0	0	0
1/11/20	@ SF*	7	3	10	0	0.0	1	0	0	0	0
GP/GS: 2/2		9	4	13	0	0.0	1	0	0	0	0

2020	MIN	U	A	T	TFL	SK	QH	FF	FR	INT	PD
9/13	GB*	3	0	3	0	0.0	0	1	0	0	0
9/20	@ IND	5	2	7	1	0.0	0	0	0	1	1
9/27	TEN*	4	3	7	1	1.0	1	0	0	0	0
10/4	@ HOU*	3	6	9	0	0.0	0	0	0	0	0
10/11	@ SEA*	4	2	6	2	1.0	3	0	0	1	1
10/18	ATL*	0	4	4	0	0.0	0	0	1	0	0
11/1	@ GB*	2	2	4	0	0.0	0	0	1	0	0
11/8	DET*	8	5	13	0	0.5	1	0	0	1	1
11/16	@ CHI*	5	2	7	2	0.5	2	0	0	0	1
11/22	DAL*	4	5	9	0	0.0	0	0	0	0	0
11/29	CAR*	4	5	9	0	0.0	0	0	0	0	0
12/6	JAX*	4	7	11	0	0.0	0	0	0	0	1
12/13	@ TB*	4	2	6	0	0.0	1	0	0	0	1
12/20	CHI*	4	7	11	0	0.0	1	0	0	0	0
12/25	@ NO										
1/3	@ DET										
GP/GS: 14/13		54	52	106	6	3.0	9	1	2	3	6



98

D.J. WONNUM

POSITION: Defensive End

HEIGHT/WEIGHT: 6-5/258

DOB: 10-31-97

HOMETOWN: Stone Mountain, GA

HIGH SCHOOL: Stephenson

COLLEGE: South Carolina

ACQUIRED: D4a (#117) 2020

NFL/VIKINGS SEASON: R

2020 GP/GS
12/0

Career GP/GS
12/0

Playoffs GP/GS
0/0

- Inactive for season-opener vs. Green Bay (9/13).

- Ranks 9th on South Carolina's career list with 29.5 TFL.
- Named a permanent team captain, just 1 of 3 sophomores in South Carolina football history.

OFF THE FIELD

- Brother, Dylan, plays OT for South Carolina.
- Graduated with bachelor's degree in Sport and Entertainment Management in December 2019.

PRO

- Saw 1st NFL action at Indianapolis (9/20/20).
- Selected in the 4th round (#117 overall) of the 2020 NFL Draft, the 1st of 2 DEs drafted by the Vikings.
- Is the highest drafted DE by the Vikings since Danielle Hunter (88th overall) out of LSU in the 2015 NFL Draft.
- Minnesota last selected a player out of South Carolina in the 2009 NFL Draft, picking LB Jasper Brinkley in the 5th round.
- The SEC had 63 total players drafted (4 by the Vikings), the most by any league and 15 more than runner-up Big Ten.

2020: MINNESOTA VIKINGS

- Inactive vs. Jacksonville (12/6) with injury.
- Blocked a FG attempt vs. Carolina (11/29) in 28-27 win.
- Sacked Nick Foles at Chicago (11/16) in the Monday Night Football win.
- Notched a sack/FF on Aaron Rodgers to end the game at Green Bay (11/1) in Vikings 28-22 win.
- Had 2 tackles and a TFL vs. Atlanta (10/18).
- Notched 1st career sack at Houston (10/4) when he caught Deshaun Watson for a 7-yard loss and added 2 tackles.
- Played vs. Tennessee (9/27), notching 3 tackles and a TFL in the game.
- Played in 1st career game at Indianapolis (9/20).

COLLEGE

- Appeared in 43 games with 30 starts, logging 137 career tackles with 14.0 sacks, 29.5 TFL, 1 INT, 5 PBU, 1 FF and 1 FR.
- A 4-time SEC Defensive Player or Lineman of the Week.
- Two-time team captain (2017 and 2019) who was named a 2019 2nd-Team All-SEC (Associated Press) selection.
- Helped 2017 squad go 9-4 and topped Michigan in the Outback Bowl, the only bowl win during his tenure.
- Started 12 games and finished the season with 37 tackles, including 9.5 TFL and 4.5 sacks in 2019.
- Registered 5 tackles, including a career-high 3.0 sacks, and a FF against Kentucky as a senior.
- Intercepted his 1st career pass and returned it 21 yards at Missouri in 2019, setting up a touchdown.
- Blocked a FG attempt off the foot of All-American Rodrigo Blankenship at Georgia at the end of the 1st half in a 2019 double-OT 20-17 upset win on the road at the #3 Bulldogs.
- Limited to 5 games, all starts, due to injuries in 2018.
- As a sophomore, started all 13 games, collected 57 tackles, while leading the team with 13.0 TFL (8th in SEC) and 6.0 sacks.
- Played in every game as a true freshman in 2016 for team that went 6-7, falling in Birmingham Bowl to South Florida in OT.

PREP

- Named All-Region in Class 6 – AAAAA as a senior at Stephenson High in Stone Mountain, an Atlanta suburb.
- Earned All-State honors at TE during his junior season.

WONNUM'S NFL TOTALS

Year	GP/GS	Solo	Asst.	Total	Sacks	INTs	PBU	TFL	QBH	FF/FR	Special Teams
2020 (Min)	12/0	13	6	19	3.0	0	1	5	8	0/0	0
Total	12/0	13	6	19	3.0	0	1	5	8	0/0	0

SINGLE-GAME CAREER HIGHS (* - playoffs)

Tackles	3 vs. Tennessee, 9/27/20	QB Hurries	3 at Chicago, 11/16/20
Solo Tackles	2 vs. Tennessee, 9/27/20			
Tackle for Loss	1 5x, last at Tampa Bay, 12/13/20	Pass Defended	1 vs. Carolina, 11/29/20
Sack	1.0 3x, at Chicago, 11/16/20	Blocked FG	1 vs. Carolina, 11/29/20

WONNUM'S CAREER GAME-BY-GAME (*-starts)

2020	MIN	U	A	T	TFL	SK	QH	FF	FR	INT	PD
9/13	GB					INACTIVE					
9/20	@ IND	1	0	1	0	0.0	0	0	0	0	0
9/27	TEN	2	1	3	1	0.0	0	0	0	0	0
10/4	@ HOU	1	0	1	1	1.0	1	0	0	0	0
10/11	@ SEA	0	0	0	0	0.0	0	0	0	0	0
10/18	ATL	2	0	2	1	0.0	0	0	0	0	0
11/1	@ GB	1	0	1	0	1.0	2	1	0	0	0
11/8	DET	0	0	0	0	0.0	1	0	0	0	0
11/16	@ CHI	2	0	2	1	1.0	3	0	0	0	0
11/22	DAL	1	0	1	0	0.0	0	0	0	0	0
11/29	CAR	0	1	1	0	0.0	1	0	0	0	1
12/6	JAX					INACTIVE					
12/13	@ TB	1	1	2	1	0.0	0	0	0	0	0
12/20	CHI	2	3	5	0	0.0	0	0	0	0	0
12/25	@ NO										
1/3	@ DET										
GP/GS: 12/0		13	6	19	5	2.0	8	2	0	0	1

WONNUM'S SACKS

GAME	QB	SACK
at Houston, 10/4/20.....	Deshaun Watson	1.0
at Green Bay, 11/1/20.....	Aaron Rodgers	1.0
at Chicago, 11/16/20.....	Nick Foles	1.0
Total.....		3.0



The Vikings celebrate the 60th season in club history in 2020. The team is wearing a commemorative sticker for the 60th season on the helmets. In past seasons, the club wore jersey patches to commemorate the 25th, 35th, 40th, 45th and 50th seasons.



PRACTICE SQUAD PLAYER BIOS



66

ABDULLAH ANDERSON

2020 GP/GS

1/0

Career GP/GS

7/0 (6/0-CHI, 1/0-MIN)

Playoffs GP/GS

0/0

OFF THE FIELD

- Transitioning from collegiate TE to FB for the Vikings.
- Was offered several Division I scholarships for lacrosse.

PRO

- Signed with Chicago as an undrafted free agent on 5/11/18 and was added to the practice squad on 9/2/18 following roster cutdowns.
- Signed by the Bears on 1/8/19 and was released on 9/11/19 before signing to the practice squad on 9/12/19.
- Promoted to Chicago's active roster on 9/23/19 and was released on 9/30/19 before signing to the practice squad on 10/1/19.
- Was promoted to Chicago's active roster on 10/14/19.
- Signed to Chicago's practice squad on 9/6/20 following roster cut downs and was released on 9/14/20.
- Signed to Minnesota's practice squad on 9/21/20.

2020: MINNESOTA VIKINGS

POSITION: Defensive Tackle
HEIGHT/WEIGHT: 6-4/295
DOB: 1-24-96
HOMETOWN: Galloway, NJ

HIGH SCHOOL: Absegami
COLLEGE: Bucknell
ACQUIRED: PS 2020
NFL/VIKINGS SEASON: 3

- Signed to Minnesota's practice squad on 9/21/20.
- Activated from practice squad to active roster via COVID-19 Replacement on 11/8/20.
- Made Vikings debut vs. Detroit (11/8/20).

2019: CHICAGO BEARS

- Appeared in six games as a reserve, recording four tackles, 1.0 sack and one TFL; inactive for Weeks 1, 9-14 and 16

2018: CHICAGO BEARS

- Spent the 2018 season on the Bears practice squad.

COLLEGE

- 2017 Patriot League Defensive Player of the Year and Brooks-Irvine Memorial Football Club FCS Collegiate Player of the Year
- Four-time All-Patriot League selection and three-time first teamer (2017, 2016, 2015)
- Shares school record in career blocked field goals (3)

PREP

- Played at Absegami High School in Galloway, N.J.

ANDERSON'S NFL TOTALS

Year	GP/GS	Solo	Asst.	Total	Sacks	INTs	PBU	TFL	QBH	FF/FR	Special Teams
2018 (Chi)	0/0	0	0	0	0.0	0	0	0	0	0/0	0
2019 (Chi)	6/0	3	1	4	1.0	0	0	1	1	0/0	0
2020 (Min)	1/0	0	0	0	0.0	0	0	0	0	0/0	0
Total	7/0	3	1	4	1.0	0	0	1	1	0/0	0



40

JAKE BARGAS

2020 GP/GS

PS

Career GP/GS

0/0

Playoffs GP/GS

0/0

OFF THE FIELD

- Transitioning from collegiate TE to FB for the Vikings.
- Was offered several Division I scholarships for lacrosse.

PRO

- Signed with the Vikings as an undrafted free agent on April 27, 2020.
- Waived during roster cuts on September 5.
- Signed to the Vikings practice squad on September 6.

COLLEGE

- Had a pair of TD catches during UNC career, vs. Mercer as a senior and Western Carolina as a junior.

POSITION: Fullback
HEIGHT/WEIGHT: 6-2/250
DOB: 11-28-96
HOMETOWN: Boca Raton, FL

HIGH SCHOOL: St. Andrews
COLLEGE: North Carolina
ACQUIRED: UDFA 2020
NFL/VIKINGS SEASON: R

- Caught 1st career pass in 2016 as a redshirt freshman from future Chicago Bears QB Mitch Trubisky.

- Played in all 48 games during his Heels career, catching 21 passes for 189 yards and 2 TDs. Had 8 catches as both a sophomore and junior with career-high 80 yards as a junior.

- Capped senior season for the 7-6 Tar Heels with a win over Temple in the Military Bowl.

- As a redshirt freshman in 2016, Carolina went 8-5 and lost in the Sun Bowl to Stanford.

PREP

- Rated the #13 TE in the country by ESPN at St. Andrews High in Boca Raton, FL and the #23 TE in the nation by Rivals.
- Honorable Mention Class 3A All-State honoree as a senior.



64

BLAKE BRANDEL

2020 GP/GS
PSCareer GP/GS
0/0Playoffs GP/GS
0/0

- Started all 48 games he played at Oregon State, the 3rd-most in school history. Starting 39 at LT and 9 at RT during his career.
- His first college game and start came in Minneapolis against the Golden Gophers at TCF Bank Stadium in 2016 at LT.

OFF THE FIELD

- Graduated with degree in business entrepreneurship, earning Honorable Mention Academic All-Pac 12 in 2016, 2017 and 2018.
- Father, Scott, played college football at Lewis & Clark College, a Division III school in Portland.
- Has volunteered with Special Olympics Oregon.

PRO

- Was the 1st of 2 Vikings picks in the 6th round of 2020 and the 2nd of 3 OL selected with the team-record 15 picks.
- Joins QB Sean Mannion as OSU alums on the Vikings roster.

COLLEGE

POSITION: Tackle

HEIGHT/WEIGHT: 6-7/307

DOB: 1-23-97

HOMETOWN: Milwaukie, OR

HIGH SCHOOL: Catholic Central

COLLEGE: Oregon State

ACQUIRED: D6a (#203) 2020

NFL/VIKINGS SEASON: R

- A 2nd-Team All-Pac 12 as a senior in 2019 coaches and A.P.
- Team captain as a senior; earned a 93.1 pass blocking grade (the best in the nation) and a 90.0 overall (6th-best mark in the country) from Pro Football Focus.
- Helped Beavers RBs break the 100-yard rushing mark 7 times during the 2019 season and allowed only 1 sack and 4 QB hurries himself.
- Started all 12 games at LT in 2018 and helped RB Jermar Jefferson break the 1,000-yard mark, becoming the 1st Beavers back to do so since 2010.
- Freshman season in 2016 was best record he posted with Beavers, going 4-8, including a win over cross-state rival Ducks.

PREP

- Ranked as Oregon's #3 prospect at Catholic Central in Portland.
- Helped team to consecutive 6A state titles and earned 6A All-State as a junior and senior.
- Played basketball in high school.



3

JAKE BROWNING

2020 GP/GS
PSCareer GP/GS
0/0Playoffs GP/GS
0/0

- Left Washington holding several career and single-season offensive records, including career passing yards (12,296), career passing TDs (94), season passing TDs (43 in 2016), career completions and attempts (958-1,483).

OFF THE FIELD

- Majored in finance at Washington.
- High school teammates with Bengals 2019 1st-round pick Jonah Williams out of Alabama.

PRO

- Signed to the Vikings practice squad on 9/1/19 after being released by the club during final roster cuts.
- Originally signed with Minnesota as an undrafted free agent on 5/3/19.

2019: MINNESOTA VIKINGS

- Spent entire regular season and both playoff weeks on practice squad.
- Signed to the Vikings practice squad on 9/1/19 after being released by the club during final roster cuts.

COLLEGE

- Only 6th Pac-12 QB to account for 100+ TDs with 110 (94 passing, 16 rushing).
- Started 53 of possible 54 career games for Huskies and won 39 starts, setting Pac-12 and school record.
- Enjoyed best statistical season as a sophomore in 2016 when he was Pac-12 Offensive Player of the Year and finished 6th in Heisman Trophy voting (Lamar Jackson winner, Dalvin Cook

POSITION: Quarterback

HEIGHT/WEIGHT: 6-2/210

DOB: 4-11-96

HOMETOWN: Folsom, CA

COLLEGE: Washington

ACQUIRED: UDFA 2019

NFL SEASON: 1

VIKINGS SEASON: 1

10th), the 2nd-highest finish all-time by a UW player. Was a semifinalist for Maxwell and O'Brien Awards.

- Guided team to Pac-12 Championship Game wins as sophomore over Colorado and senior over Utah.
- In his final 3 seasons at UW he was 19-1 at home, losing as a sophomore to USC.
- Team lost Rose Bowl to Ohio State to cap his senior season; UW went 10-4 in 2018, with all 4 losses by 6 points or less.
- Huskies went to Fiesta Bowl vs. Penn State as a junior, Peach Bowl vs. Alabama as a sophomore and won Heart of Dallas Bowl as a freshman vs. Southern Miss.
- Earned 1st-Team All-Pac-12 as a sophomore and followed up with Honorable Mention honors as a junior and senior.
- Tied Pac-12 record with 43 TD passes in 2016 and set school record with 6 TDs in a game twice.
- Started 12 games as a true freshman, missing Stanford game due to injury.
- Became 1st UW true freshman QB to start season opener in 2015 at Boise State.

PREP

- Tied a national record with 91 TDs in a season and 229 career scores and set California career records with 1,191 completions in 1,708 attempts for 16,775 yards and 229 TDs.
- Set California state records for a season as a senior with 5,790 yards, breaking his own record for 5,737 as a junior.
- Went 360-of-524 with 7 INTs, 91 TDs and 5,790 yards to cap prep career and earned state Division I Player of the Year.
- Ranked #3 pro-style QB in the nation by Rivals.com, #5 pocket passer QB by ESPN and #8 QB prospect by Scout.com.



AVIANTE COLLINS

POSITION: Tackle
HEIGHT/WEIGHT: 6-4/292
DOB: 4-21-93
HOMETOWN: Houston, TX

COLLEGE: TCU
ACQUIRED: UDFA 2017
NFL SEASON: 4
VIKINGS SEASON: 4

2020 GP/GS
0/0

Career GP/GS
5/1

Playoffs GP/GS
2/0

- Made the 1st start of his NFL career vs. Chicago (12/29/19).
- Comes from a track family, father, Bill, was inducted into the TCU Lettermen's Hall of Fame as a 3-time Southwest Conference championship sprinter. Brother, Lavon, was a 2-time All-American sprinter/hurdler for the Horned Frogs.

OFF THE FIELD

- In November 2019, helped give away 250 turkeys with other offensive linemen at The Salvation Army-Citadel Worship and Service Center in St. Paul.
- Played final season at TCU as a graduate student after earning his degree in the spring of 2016.
- His grandfather served as a U.S. Marine.
- Regularly participated in community events throughout the 2018 season despite his arm being in a sling much of the year.
- Married wife Jordan in March of 2019.
- Pronounced AH-vee-on.

PRO

- Signed as an undrafted free agent after the 2017 NFL Draft.
- Did not play in 2018 after being placed on IR following Week 1.
- Signed to the Vikings practice squad on 9/1/19 after being released during final cuts.
- Signed to the active roster on 11/14/19.

2020

- Standard elevation from practice squad to active roster on 11/21/20.
- Did not play vs. Dallas 11/22/20.

2019

- Appeared in 2 games with 1 start in 2019.
- Signed to the Vikings practice squad on 9/1/19 after being released by the club during final roster cuts.
- Signed to the active roster on 11/14/19.
- Made his season debut vs. Denver (11/17) on special teams.
- Made the 1st start of his NFL career at LT vs. Chicago (12/29) before also seeing time at LG to finish the game.
- Inactive for Divisional game at San Francisco (1/11/20) and Wild Card game at New Orleans (1/5/20).

2018

- Was inactive against San Francisco (9/9) before being placed on Injured Reserve for the remainder of the season.

2017

- Made NFL debut with a special teams snap at Chicago (10/9).
- Saw action on special teams vs. Cleveland (10/29) in London.
- Saw his 1st extended action on offense vs. Chicago (12/31).
- Saw snaps on offense vs. New Orleans (1/14/18).
- Played on offense and special teams vs. Philadelphia (1/21/18).

COLLEGE

- Appeared in 49 career games, making 36 starts for the Horned Frogs, leading all TCU players following the 2016 season.
- Started all 13 games in 2016, helping TCU earn its 14th bowl game appearance in the opening 16-years of Gary Patterson era.
- Started 22 games during his 1st 2 seasons on campus,

including 13 as a true freshman, with 16 at RT and 6 at LT.

- Earned All-Freshman Team Honorable Mention by CollegeFootballNews.com following the 2012 season.

PREP

- Attended Willowridge HS in Houston where he was a consensus 3-star recruit.
- A 3-year letterwinner in football and 4-year in track, placing 3rd in state Class 5A shot put as a sophomore and junior, 4th as a senior.

COLLINS' CAREER GAMES/STARTS

Year	GP/GS
2017 (Min)	3/0
Playoffs	2/0
2018 (Min)	0/0
2019 (Min)	2/1
Playoffs	0/0
Totals	5/1
Playoffs	2/0



86

BRANDON DILLON

POSITION: Tight End
HEIGHT/WEIGHT: 6-5/250
DOB: 4-30-97
HOMETOWN: Flora, IN

COLLEGE: Marian
ACQUIRED: UDFA 2019
NFL SEASON: 1
VIKINGS SEASON: 1

2020 GP/GS
2/0

Career GP/GS
3/0

Playoffs GP/GS
0/0

• Made his NFL debut vs. Atlanta (9/8/19), appearing on offense and special teams.

• Just the 2nd player to make an NFL roster out of Marian University, an NAIA school in Indianapolis.

OFF THE FIELD

- Earned degree in business management from Marian, graduating in a private ceremony on campus the day before departing for Vikings rookie minicamp.
- Younger brother, Darren, is playing football at Marian.

PRO

- Signed with Minnesota as an undrafted free agent on 5/3/19.
- Made the Vikings opening day 53-man roster.
- Made his NFL debut vs. Atlanta (9/8/19), appearing on offense and special teams.
- Signed to the Vikings practice squad on 9/11/19 after being waived by the club on 9/10/19.

2020: MINNESOTA VIKINGS

- Activated from practice squad to active roster via COVID-19 replacement (11/16).
- Saw action in the Vikings MNF win at Chicago (11/16).
- Standard elevation from practice squad to active roster on 11/28/20.
- Recorded first career reception for six yards in Minnesota's comeback win over Carolina (11/29).

2019: MINNESOTA VIKINGS

- Signed with Minnesota as an undrafted free agent on 5/3/19.
- Named to the Vikings active roster to begin the 2019 season after a standout training camp.
- Made his NFL debut vs. Atlanta (9/8/19), appearing on offense and special teams.
- Signed to the Vikings practice squad on 9/11/19 after being

waived by the club on 9/10/19 and spent rest of regular season and both playoff games on practice squad.

COLLEGE

- Standout at small NAIA school Marian, located in Indianapolis, earning 1st-Team All-Mid State Football Association honors as a junior and senior. Marian went 40-7 in his tenure at the school.
- Keyed successful Marian program that won NAIA national title as a freshman in 2015 with a 12-2 mark, topping Southern Oregon for the national title.
- Helped Crusaders to NAIA playoffs as a senior, going 10-1.
- Is the 2nd Marian player to sign an NFL contract, joining WR Krishawn Hogan.
- Garnered NAIA All-America as a senior with 35 catches for 603 yards (17.2 avg) with 5 TDs while playing in all 11 games.
- Selected to play in the NFLPA Collegiate Bowl.
- As a junior was All-MSFA choice with 34 catches for 532 yards and 4 TDs as squad went 7-3.
- Played in 11 games as a sophomore with 26 catches for 390 yards and 4 TDs, including 3 TDs vs. Taylor.
- Marian went 11-1 in 2016, advancing to 2nd round of NAIA playoffs, topping Robert Morris before loss to Eastern Oregon.

PREP

- Went to tiny Class 1A Carroll High in Flora, IN, the smallest class in Indiana, and had 70 students in his class.
- Named Class 1A All-State in football as a junior and senior and All-Area both years in basketball along with being a standout in baseball.

DILLON'S NFL TOTALS

Year	GP/GS	RECEIVING				
		No.	Yds.	Avg.	Lg.	TD
2019 (MIN)	1/0	0	0	0.0	0	0
2020 (MIN)	1/0	0	0	0.0	0	0
Total	2/0	0	0	0.0	0	0

DILLON'S CAREER GAME-BY-GAME (*starts)

2019	MIN	No.	Yards	Avg.	Long	TD
9/8	ATL	0	0	0.0	0	0
9/15	@ GB	PRACTICE SQUAD				
9/22	OAK	PRACTICE SQUAD				
9/29	@ CHI	PRACTICE SQUAD				
10/6	@ NYG	PRACTICE SQUAD				
10/13	PHI	PRACTICE SQUAD				
10/20	@ DET	PRACTICE SQUAD				
10/24	WAS	PRACTICE SQUAD				
11/3	@ KC	PRACTICE SQUAD				
11/10	@ DAL	PRACTICE SQUAD				
11/17	DEN	PRACTICE SQUAD				
12/2	@ SEA	PRACTICE SQUAD				
12/8	DET	PRACTICE SQUAD				
12/15	@ LAC	PRACTICE SQUAD				
12/23	GB	PRACTICE SQUAD				
12/29	CHI	PRACTICE SQUAD				

GP/GS: 1/0

0 0 0.0 0 0

2019 PLAYOFFS

1/5/20 @ NO	PRACTICE SQUAD
1/11/20 @ SF	PRACTICE SQUAD

GP/GS: 0/0

0 0 0.0 0 0

2020	MIN	No.	Yards	Avg.	Long	TD
9/13	GB	PRACTICE SQUAD				
9/20	@ IND	PRACTICE SQUAD				
9/27	TEN	PRACTICE SQUAD				
10/4	@ HOU	PRACTICE SQUAD				
10/11	@ SEA	PRACTICE SQUAD				
10/18	ATL	PRACTICE SQUAD				
11/1	@ GB	PRACTICE SQUAD				
11/8	DET	PRACTICE SQUAD				
11/16	@ CHI	0	0	0.0	0	0
11/22	DAL	PRACTICE SQUAD				
11/29	CAR	1	6	6.0	6	0
12/6	JAX					
12/13	@ TB					
12/20	CHI					
12/25	@ NO					
1/3	@ DET					

GP/GS: 2/0

1 6 6.0 6 0



68

KYLE HINTON

2020 GP/GS

PS

Career GP/GS

0/0

Playoffs GP/GS

0/0

• Four-time All-MIAA selection at Division II Washburn (Topeka, KS); joins Vikings Adam Thielen, Marcus Sayles, Jake Lacina and C.J. Ham from Division II schools on the roster.

• A 2nd-team All-America in track and field in 2019, finishing 9th at the NCAA Indoor Championships in the weight throw. Holds the school record for weight throw and discus.

OFF THE FIELD

- Four-time member of the MIAA Academic Honor Roll.
- Three-time MIAA Scholar Athlete award winner.
- Majored in psychology and is interested in a career in law enforcement after football.
- Son of Curt Hinton and Shonda Hightower-Hinton; father served in the military.

PRO

• Selected in the 7th round (#253 overall) of the 2020 NFL Draft, the 15th and final section of the Vikings, the largest draft class in NFL history in the 7-round draft era (since 1994).

• One of two Division II players to be drafted in 2020 (Kyle Dugger, Lenior-Rhyne).

• Joins former teammate, CB Corey Ballentine, in the NFL. Ballentine was drafted in the 6th round of the 2019 NFL Draft by the NY Giants. Hinton is the 7th Washburn player to be drafted into the NFL.

POSITION: Guard**HEIGHT/WEIGHT:** 6-2/295**DOB:** 2-27-98**HOMETOWN:** Peoria, AZ**HIGH SCHOOL:** Liberty**COLLEGE:** Washburn**ACQUIRED:** D7d (#253) 2020**NFL/VIKINGS SEASON:** R

• Was able to showcase his talents at the Kansas State Pro Day and benched 225 pounds 34 times, ran a 4.88 40-yard dash and recorded a 34.5 vertical leap.

COLLEGE

• Started the final 34 games of his career at LT for Washburn and appeared in a total of 40 games.

• Consensus All-American following his senior season as an Ichabod and invited to participate in the NFL Players Association Collegiate Bowl all-star game.

• Earned all-region honors in 2018 and 2019. Four-time all-MIAA selection on the offensive line.

• Caught an 8-yard TD vs. Nebraska-Kearney in his final game.

• Washburn faced Bemidji State in 2016 Mineral Water Bowl.

• Finished 9th at the NCAA Indoor Championships in weight throw (35 lbs) in 2019 to earn 2nd-Team All-America.

• Holds the Washburn record for weight throw (66-5) and discus (167-3) has top 5 school marks in both events.

PREP

• All-Section as a senior at Liberty High School in Peoria, AZ.

• Earned All-District in basketball and football as a junior.

• MVP on the offensive line as a junior and the defensive line as a sophomore.

• Three-time Academic All-District selection.



15

ALEXANDER HOLLINS

POSITION: Wide Receiver
HEIGHT/WEIGHT: 6-1/166
DOB: 11-24-96
HOMETOWN: Yazoo City, MS

COLLEGE: Eastern Illinois
ACQUIRED: UDFA 2019
NFL SEASON: 1
VIKINGS SEASON: 1

2020 GP/GS
 PS

Career GP/GS
 5/1

Playoffs GP/GS
 1/0

- Made the 1st start of his NFL career vs. Chicago in Week 17 (12/29/19), recording 2 receptions for 46 yards.
- A finalist for the 2018 Walter Payton Award, given to the best player in the FCS, capping standout season at Eastern Illinois.

OFF THE FIELD

- Helped teammates distribute turkeys to families in need in November 2019.
- Met with children at the University of Minnesota Masonic Children's Hospital in May of 2019.
- Was junior college teammate with 2019 NFL 1st-rounder Montez Sweat.

PRO

- Originally signed with Minnesota as an undrafted free agent on 5/3/19.
- Signed to the Vikings practice squad on 9/12/19 after being released by the club during final roster cuts.
- Elevated to the active roster on 12/2/19.
- Made his NFL debut at Seattle (12/2/19).

2019: MINNESOTA VIKINGS

- Signed to the Vikings practice squad on 9/12/19 after being released by the club during final roster cuts.
- Spent Weeks 2-12 on the Vikings practice squad.
- Elevated to the active roster on 12/2.
- Made his NFL debut at Seattle (12/2).
- Appeared on offense vs. Detroit (12/8).

HOLLINS' NFL TOTALS

Year	GP/GS	RECEIVING				
		No.	Yds.	Avg.	Lg.	TD
2019 (Min)	5/1	2	46	23.0	35	0
Playoffs	1/0	0	0	0.0	0	0
Total	5/1	2	46	23.0	35	0
Playoffs	1/0	0	0	0.0	0	0

- Saw time on offense and special teams at the Los Angeles Chargers (12/15) and vs. Green Bay (12/23).
- Made the 1st start of his NFL career vs. Chicago (12/29), notching 2 receptions for 46 yards from Vikings backup QB Sean Mannion.
- Made his NFL postseason debut in the Wild Card win at New Orleans (1/5/20), appearing on offense.

COLLEGE

- Started all 22 games in 2 seasons at Eastern Illinois after transferring from Copiah-Lincoln CC.
- A finalist for the 2018 Walter Payton Award, given to the best player in the FCS.
- Awarded 1st-Team All-Ohio Valley Conference and 1st-Team All-America (Phil Steele) following the 2018 season.
- Totalled 80 receptions for 1,102 receiving yards as a senior.
- Ended his EIU career with 9 total 100-yard receiving games, 6th most in school history.
- Played the 2015 and 2016 seasons at Copiah-Lincoln CC in Wesson, MS, helping the team to a 7-2 record in '16.

PREP

- Caught 64 passes for 1,346 yards and 15 touchdowns as a senior at Yazoo County HS, earning Mississippi Class 4A All-State honors.
- Played basketball at Yazoo County HS and went to state track meet in 400m, long jump and high jump.

HOLLINS' CAREER GAME-BY-GAME (*starts)

2019	MIN	No.	Yards	Avg.	Long	TD
9/8	ATL	NOT WITH TEAM				
9/15	@ GB	PRACTICE SQUAD				
9/22	OAK	PRACTICE SQUAD				
9/29	@ CHI	PRACTICE SQUAD				
10/6	@ NYG	PRACTICE SQUAD				
10/13	PHI	PRACTICE SQUAD				
10/20	@ DET	PRACTICE SQUAD				
10/24	WAS	PRACTICE SQUAD				
11/3	@ KC	PRACTICE SQUAD				
11/10	@ DAL	PRACTICE SQUAD				
11/17	DEN	PRACTICE SQUAD				
12/2	@ SEA	0	0	0.0	0	0
12/8	DET	0	0	0.0	0	0
12/15	@ LAC	0	0	0.0	0	0
12/23	GB	0	0	0.0	0	0
12/29	CHI*	2	46	23.0	35	0
GP/GS: 5/1		2	46	23.0	35	0
2019 PLAYOFFS						
1/5/20	@ NO	0	0	0.0	0	0
1/11/20	@ SF	INACTIVE				
GP/GS: 1/0		0	0	0.0	0	0



35

LUTHER KIRK

POSITION: Safety
HEIGHT/WEIGHT: 6-0/194
DOB: 11-7-96
HOMETOWN: Garland, TX

HIGH SCHOOL: Garland
COLLEGE: Illinois State
ACQUIRED: FA 2020
NFL/VIKINGS SEASON: R

2020 GP/GS
 0/0

Career GP/GS
 0/0

Playoffs GP/GS
 0/0

- Signed to Vikings practice squad on 9/28/20 after spending training camp with Dallas as an undrafted rookie free agent.
- Shares Illinois State as an alma mater with Vikings Head Coach Mike Zimmer.

OFF THE FIELD

- Graduated from ISU with a degree in university studies.
- Is the youngest of 4 children.

PRO

- Joined Vikings practice squad as team prepared to travel to Houston, signing on 9/28/20.
- Spent training camp with Dallas as an undrafted rookie free agent in 2020.

2020: MINNESOTA VIKINGS/DALLAS COWBOYS

- Spent training camp with Dallas after joining the team following the 2020 Draft as a rookie free agent.
- Signed to practice squad on 9/28/20.

- Standard elevation from practice squad to active roster on 10/31/20.
- Active but did not play at Green Bay (11/1).

COLLEGE

- Helped Redbirds to FCS quarterfinals as a freshman in 2015 and a senior in 2019, falling in his final college game to North Dakota State 9-3 in Fargo.
- Led ISU in tackles as senior with 89 and started all 15 games.
- Selected as a 3rd-Team Associated Press All-America in 2019.
- Named Defensive MVP of East-West Shrine Bowl following senior season and earned 1st-Team All-MVC for his senior campaign.
- Named 1st-Team All-Missouri Valley Conference as a junior, tying for the MVC lead with 5 INTs and ranking 2nd on team with 61 tackles.
- Did not play football in 2017.

PREP

- Standout dual-threat QB and DB at Garland High.



37

CURTIS RILEY

POSITION: Safety
HEIGHT/WEIGHT: 6-0/203
DOB: 7-18-92
HOMETOWN: Orlando, FL

COLLEGE: Fresno State
ACQUIRED: PS (ARI) 2020
NFL SEASON: 6
VIKINGS SEASON: 1

2020 GP/GS 6/0 (2/0-MIN, 4/0-ARI)
Career GP/GS 49/19 (2/0-MIN, 4/0-ARI, 16/3-OAK, 16/16-NYG, 11/0-TEN)

Playoffs GP/GS 0/0

OFF THE FIELD

- Majored in journalism/mass communications at Fresno State.
- Spent a year away from college and worked at Family Dollar.

PRO

- Joined the Vikings off Arizona practice squad in week leading to game vs. Detroit (11/8).
- Started all 16 games for NY Giants in 2018 and played in all 16 with 3 starts for Oakland in 2019.
- Ranked 3rd on NY Giants in 2018 with 73 tackles and ranked 2nd with 4 INTs and scored lone TD of his career on an INT at Washington.
- Originally entered NFL as a rookie free agent with Tennessee in 2015, spending 3 seasons with Titans.

2020: MINNESOTA VIKINGS/ARIZONA CARDINALS

- Signed by Vikings off Arizona practice squad leading into game vs. Detroit (11/8).
- Played in 2 games since joining the Vikings- vs. Detroit (11/8) and at Chicago (11/16).
- Inactive for games vs. Dallas, vs. Carolina, vs. Jacksonville.
- Played in 4 games in Arizona in Weeks 2-5, his debut coming on special teams vs. Washington (9/20).
- Had a tackle vs. Detroit (9/27) and a stop on kickoff coverage at NY Jets (10/11).
- Waived on 12/12 and signed to practice squad on 12/15.

2019: OAKLAND RAIDERS

- Played in all 16 and started 3 for Raiders in their final season in Oakland.
- Made 1st start of the season at Minnesota (9/22).
- Had season-best 7 tackles, 1 TFL and a FF in season finale at Denver (12/29).
- Had 6 tackles at NY Jets (11/24).

2018: NY GIANTS

- Started all 16 games for the 1st time in his career.

- Set career-high in tackles with 73, 4 INTs and scored his lone TD on an INT return at Washington.
- Notched INTs at Carolina (10/7), vs. Tampa Bay (11/18), at Washington (12/9) and at Indianapolis (12/23).
- Scored lone NFL TD on a 9-yard INT return at Washington (12/9), picking off Mark Sanchez.
- Snared 2 INTs in the end zone vs. Tampa Bay (11/18) and at Indianapolis (12/23).

2017: TENNESSEE TITANS

- Played in 7 games and notched 11 tackles.
- Snared 1st career INT at Jacksonville (9/17), picking off Blake Bortles.
- Had season-high 4 tackles at Houston (10/1).

2016: TENNESSEE TITANS

- Played in 4 games but did not record a tackle.

2015: TENNESSEE TITANS

- Joined team as a rookie free agent and went on injured reserve on 8/11 with ankle injury.

COLLEGE

- Played in 26 games at Fresno State in over 2 seasons.
- Played a season each at Fullerton College (2012) and Mars Hill College (2010), a Division II school.
- Started 11 of 13 games in 2013 at Fresno and started 8 of 13 games in 2014.

PREP

- Standout at University High in Orlando, FL, earning team MVP as a senior.
- Started at QB/S while competing in basketball and track.

RILEY'S INTERCEPTIONS

GAMEQBINT (Yds)
at Jacksonville, 9/17/17	Blake Bortles	1 (2)
at Carolina, 10/7/18	Cam Newton	1 (12)
vs. Tampa Bay, 11/18/18	Ryan Fitzpatrick	1 (46)
at Washington, 12/9/18	Mark Sanchez	1 (9t)
at Indianapolis, 12/23/18	Andrew Luck	1 (0)
Total		5 (69)

RILEY'S NFL TOTALS

Year	GP/GS	Solo	Asst.	Total	Sacks	INTs	PBU	TFL	QBH	FF/FR	Special Teams
2015 (Ten)		INJURED RESERVE									
2016 (Ten)	4/0	0	0	0	0.0	0	0	0	0	0/0	--
2017 (Ten)	7/0	7	4	11	0.0	1 (2)	2	0	0	0/0	--
2018 (NYG)	16/16	61	12	73	0.0	4 (67)	5	0	0	0/0	--
2019 (Oak)	16/3	24	7	31	0.0	0	1	2	0	1/0	--
2020 (Ari)	4/0	6	2	8	0.0	0	0	0	0	0/0	1
(Min)	2/0	0	0	0	0.0	0	0	0	0	0/0	1
Totals	49/19	98	25	123	0.0	5 (69)	8	2	0	1/0	--

SINGLE-GAME CAREER HIGHS

Tackles7 at Atlanta, 10/22/18
Interception 1 5x, last at Ind., 12/23/18
Interception TD 1 at Washington, 12/9/18
Forced Fumble 1 at Denver, 12/29/19

RILEY'S TOUCHDOWN

GAME**PLAY**
 at Washington, 12/9/18.....9 INT Return
Total.....**1 (1 INT)**



7

NATE STANLEY

POSITION: Quarterback
HEIGHT/WEIGHT: 6-4/235
DOB: 8-26-97
HOMETOWN: Menomonie, WI

HIGH SCHOOL: Menomonie
COLLEGE: Iowa
ACQUIRED: D7b (#244) 2020
NFL/VIKINGS SEASON: R

2020 GP/GS

PS

Career GP/GS

0/0

Playoffs GP/GS

0/0

- Three-year starter at Iowa went 27-12 and threw for 8,302 yards in 1,155 attempts with 68 TDs and 23 INTs.
- Ranks 2nd in Hawkeye history in career TD passes (68), 2nd in passing yards (8,302) and 3rd in total offense (8,197). Ranks 2nd in career pass attempts and completions (673-1,155).

OFF THE FIELD

- Majored in physical therapy.
- Has a passion for hunting and fishing.

PRO

- Selected in the 7th round (#244 overall) of the 2020 NFL Draft, the first QB selected by the Vikings since Teddy Bridgewater was taken No. 32 overall out of Louisville in 2014.
- Teammates at Iowa with Vikings DT Jaleel Johnson.

COLLEGE

- Only 2nd Iowa player to be a 3-year permanent captain and earned 2019 Big Ten Conference Sportsmanship Award.
- Started and won bowl games each season, leading team to 8-5 mark in 2017, 9-4 in 2018 and 10-3 in 2019, capping senior year with Holiday Bowl win over USC. Topped Mississippi State in Outback Bowl as a junior and Pinstripe Bowl over Boston College in 2017.

- As a senior, started all 13 games, going 237-399 pass for 2,951 yards and 16 TDs en route to Honorable Mention All-Big Ten.
- Had 300+ passing yards 5 times (vs. Illinois, 2019; at Iowa State, 2017; Northern Iowa; at Minnesota; at Indiana, 2018).
- Started every game in 2018, going 235-396 for 2,852 yards and 26 TDs, with 10 INTs. Was 2nd in the Big Ten in TD passes (26).
- Played every offensive down in 42-16 win at Indiana, gaining 479 yards total offense, completing 21-32 pass attempts for 320 yards and 6 TDs, earning multiple national and conference player of the week honors.
- Set Iowa bowl record for longest pass and TD pass with 75-yarder in 2019 Outback Bowl win over #18 Mississippi State.
- Started all 13 games in 2017, completing 196-351 (55.8%) for 2,437 yards with 26 TDs and 6 INTs.
- Led Iowa to 55-24 win over #3 Ohio State in 2017, going 20-31 for 226 yards with 5 TDs, 0 INTs.

PREP

- Four-year letterman as QB, DB and punter at Menomonie High, missed majority of junior season because of injury.
- Helped team advance to state playoffs 4 straight years.
- Passed for 1,728 yards and 16 TDs as a senior and rushed 44 times for 213 yards and 3 TDs.



49

CORDREA TANKERSLEY

POSITION: Cornerback
HEIGHT/WEIGHT: 6-1/200
DOB: 11-19-93
HOMETOWN: BEECH ISLAND, S.C.

COLLEGE: Clemson
ACQUIRED: PS 2020
NFL SEASON: 3
VIKINGS SEASON: 1

2020 GP/GS

0/0

Career GP/GS

17/11 (17/11-MIA, 0/0-MIN)

Playoffs GP/GS

0/0

OFF THE FIELD

- First name is pronounced "cohr-DRAY"
- Majored in parks, recreation and tourism management.

PRO

- Third-round pick (97th overall) by Miami in 2017 NFL Draft
- Placed on Reserve/Injured on 11/2/18.
- Placed on Reserve/PUP on 8/31/19.
- Signed to Vikings practice squad on 11/9/20.

2020: MIAMI/MINNESOTA

- Spent Weeks 2-8 on Miami's practice squad.
- Signed to Minnesota's practice squad on November 9.

2019: MIAMI DOLPHINS

- Missed entire season after being placed on the reserve/physically unable to perform list on August 31.

2018: MIAMI DOLPHINS

- Played in six games and inactive for two games before being placed on injured reserve on November 2 with a season-ending injury.
- Recorded four tackles (two solo) and one special teams tackle vs. Chicago (10/14).

2017: MIAMI DOLPHINS

- Started 11 games and tallied 31 tackles (24 solo) and seven passes defended as a rookie.
- Made NFL debut vs. New Orleans in London and recorded five solo tackles and one pass defended (10/1).
- Sealed the victory at Atlanta by break up a Matt Ryan pass that was intercepted with 47 seconds left to play (10/15).
- Recorded a career high six tackles and two passes defended vs. Tampa Bay (11/19).

COLLEGE

- Played in 55 games with 30 starts; 119 tackles (91 solo), 1.0 sack, nine interceptions and 29 passes defended over four-year career.
- Finished second in school history with 55 games played.
- Started all 15 games as a senior in 2016, recording 52 tackles (39 solo), four interceptions and 15 passes defended en route to 1st-team All-America and 1st-team All-ACC honors.
- Helped team win the CFP National Championship and the ACC title in 2016
- 2016 semifinalist for the Jim Thorpe Award (nation's best defensive back) and for the Bednarik Award (nation's best defensive player).
- As a junior, started all 15 games; 48 tackles (39 solo), 1 sack, 5 interceptions and 4 passes defended.
- Helped team finish as the national runner-up and win the ACC title in 2015
- Tabbed 3rd-team All-ACC and named the team's most improved player on defense as a junior.
- Played in all 13 games as a sophomore, tallying 12 tackles (11 solo).
- Played in 12 games with seven tackles (2 solo) as a true freshman in 2013

PREP

- Attended Hargrave Military Academy (Va.) following high school graduation from Silver Bluff High School and played on offense and defense.
- Recorded 40 tackles, 650 rushing yards and five touchdowns while notching 708 passing yards and six touchdowns as a senior at Silver Bluff en route to 1st-team all-area honors.

TANKERSLEY'S NFL TOTALS

Year	GP/GS	Solo	Asst.	Total	Sacks	INTs	PBU	TFL	QBH	FF/FR	Special Teams
2017 (MIA)	11/11	24	7	31	0.0	0	7	0	0	0/0	0
2018 (MIA)	6/0	2	2	4	0.0	0	0	0	0	0/0	1
2019 (MIA)	0/0	RESERVE/PUP									
2020	0/0	0	0	0	0.0	0	0	0	0	0/0	0
MIA	0/0	0	0	0	0.0	0	0	0	0	0/0	0
MIN	0/0	0	0	0	0.0	0	0	0	0	0/0	0
Total	10/3	10	10	20	1.0	2 (18)	0	0	0	0/0	1

SINGLE-GAME CAREER HIGHS

Tackles 6 vs. Tampa Bay, 11/19/17
Solo Tackles 5 vs. New Orleans, 10/1/17

Passes Defended 2 vs. Tampa Bay, 11/19/17
Special Teams Tackles ... 1 vs. Chicago, 10/14/18



52

EDDIE YARBROUGH

POSITION: Defensive End
HEIGHT/WEIGHT: 6-3/259
DOB: 4-24-93
HOMETOWN: Aurora, CO

COLLEGE: Wyoming
ACQUIRED: PS '19 (Buf)
NFL SEASON: 4
VIKINGS SEASON: 2

2020 GP/GS
 2/0

Career GP/GS
 33/6 (MIN-2/0; BUF-31/6)

Playoffs GP/GS
 1/0
 (BUF-1/0)

- Signed with Minnesota on 12/31/19 after spending the 2019 season on the Bills practice squad.
- Started 6 regular season games and Wild Card Playoff for Buffalo in 2017, the 1st Bills playoff game since the 1999 season.
- Spent 6 weeks with Calgary of the CFL in 2016 as a rookie.

OFF THE FIELD

- Helped start a Special Olympics Unified Sports program at Grandview High School, bringing students with intellectual disabilities together to play on the same team.
- Graduated from Wyoming with a degree in communications and a minor in business.
- Was on the broadcast team for the 2016 Arizona Bowl between Air Force and South Alabama.
- Learned to play ukulele during his freshman year at Wyoming.

PRO

- Originally signed with Denver as a rookie free agent on 5/6/16.
- Cut by Denver on 9/4/16.
- Signed with Buffalo on 4/7/17.
- Re-signed with Buffalo on 4/16/18.
- Re-signed with Buffalo on 4/9/19.
- Cut by Buffalo on 9/1/19.
- Signed to the Vikings active roster on 12/31/19.

2020: MINNESOTA VIKINGS

- Made Vikings debut vs. Green Bay (9/13) in season-opener.
- Standard elevation from practice squad to active roster on 12/5.
- Recorded season high three tackles vs. Jacksonville (12/6).

2019: MINNESOTA VIKINGS/BUFFALO BILLS

- Spent the 2019 regular season on the Bills practice squad after being waived by the team during final cuts.
- Signed to the Vikings active roster on 12/31/19 as team prepared for playoffs but was inactive for both Wild Card and

Divisional Round games.

2018: BUFFALO BILLS

- Finished the 2018 regular season with 21 total tackles, increasing his NFL career total to 44 over 2 seasons.
- Appeared in 15 games with 0 starts.
- Recorded a career-best 2 tackles for loss vs. Chicago (11/4).

2017: BUFFALO BILLS

- Appeared in all 16 games during his 1st NFL season, starting 6, and started Wild Card Playoff at Jacksonville.
- Had 1st career sack at Carolina (9/17) on Cam Newton.
- Had 5 total tackles in the Bills playoff game (1/7/18).

2016: DENVER BRONCOS/CALGARY STAMPEDERS

- Signed with Denver as a rookie free agent on 5/6/16, spending offseason and camp with team before release during final cuts.
- Spent 6 weeks with the Calgary Stampeders of the Canadian Football League.

COLLEGE

- Stands as Wyoming's all-time leader in TFLs with 39 and also notched 256 career tackles for the Cowboys.
- Was named 1st-Team All-Mountain West selection during his tenure at Wyoming 3 times in voting by conference head coaches and media.

PREP

- Named to *The Denver Post* All-State 1st Team in 2010.
- Ranked by Rivals as the No. 6 overall recruit in Colorado.
- Helped lead Grandview HS to a 8-5 record and a the semifinals in the state playoffs as a senior.
- Earned 4 letters in football and 2 in track and field.

YARBROUGH'S NFL TOTALS

Year	GP/GS	Solo	Asst.	Total	Sacks	INTs	PBU	TFL	QBH	FF/FR	Special Teams
2017 (Buf)	16/6	23	11	34	1.0	0	2	4	7	0/0	0
Playoffs	1/0	3	2	5	0.0	0	0	1	0	0/0	0
2018 (Buf)	15/0	20	8	28	0.0	0	0	4	1	0/0	1
2019 (Buf)											
Playoffs (Min)	0/0	0	0	0	0.0	0	0	0	0	0/0	0
2020 (Min)	2/0	3	2	5	0.0	0	0	0	1	0/0	0
Total	33/6	46	21	67	1.0	0	2	8	9	0/0	1
Playoffs	1/0	3	2	5	0.0	0	0	1	0	0/0	0

SINGLE-GAME CAREER HIGHS (* - playoffs)

Total Tackles 5 at Jacksonville, 1/7/18*
Sacks 1.0 at Carolina, 9/17/17
Sp. Teams Tackles 1 at NY Jets, 11/11/18
Passes Defensed 1 2x, last at Miami, 12/31/17
Tackles for Loss 2 vs. Chicago, 11/4/18
QB Hurry 2 2x, last vs. Denver, 9/24/17

YARBROUGH'S CAREER GAME-BY-GAME (*-starts)

2017	BUF	U	A	T	TFL	SK	QBH	FF	FR	INT	PD
9/10	NYJ	0	3	3	0	0.0	0	0	0	0	0
9/17	@ CAR	1	0	1	1	1.0	2	0	0	0	0
9/24	DEN	1	0	1	0	0.0	2	0	0	0	0
10/1	@ ATL*	3	1	4	1	0.0	0	0	0	0	1
10/8	@ CIN	0	0	0	0	0.0	0	0	0	0	0
10/22	TB	1	2	3	0	0.0	0	0	0	0	0
10/29	OAK	2	0	2	0	0.0	0	0	0	0	0
11/2	@ NYJ	1	1	2	1	0.0	0	0	0	0	0
11/12	NO	2	2	4	1	0.0	0	0	0	0	0
11/19	@ LAC	2	0	2	0	0.0	1	0	0	0	0
11/26	@ KC*	2	0	2	0	0.0	1	0	0	0	0
12/3	NE	3	0	3	0	0.0	0	0	0	0	0
12/10	IND*	3	1	4	0	0.0	0	0	0	0	0
12/17	MIA*	2	0	2	1	0.0	1	0	0	0	0
12/24	@ NE*	1	0	1	0	0.0	0	0	0	0	0
12/31	@ MIA	0	0	0	0	0.0	0	0	0	0	1
GP/GS: 16/6		23	11	34	4	1.0	7	0	0	0	2

2017 PLAYOFFS

1/7/18	@ JAX	3	2	5	1	0.0	0	0	0	0	0
--------	-------	---	---	---	---	-----	---	---	---	---	---

2018	BUF	U	A	T	TFL	SK	QBH	FF	FR	INT	PD
9/9	@ BAL	3	0	3	0	0.0	0	0	0	0	0
9/16	@ LAC	3	1	4	0	0.0	0	0	0	0	0
9/23	@ MIN	1	0	1	0	0.0	0	0	0	0	0
9/30	@ GB	2	1	3	1	0.0	0	0	0	0	0
10/7	TEN	0	0	0	0	0.0	0	0	0	0	0
10/14	@ HOU	2	1	3	1	0.0	0	0	0	0	0
10/21	@ IND	1	0	1	0	0.0	1	0	0	0	0
10/29	NE	0	0	0	0	0.0	0	0	0	0	0
11/4	CHI	4	0	4	2	0.0	0	0	0	0	0
11/11	@ NYJ	1	0	1	0	0.0	0	0	0	0	0
11/25	JAX	3	1	4	0	0.0	0	0	0	0	0
12/2	@ MIA	1	2	3	0	0.0	0	0	0	0	0
12/9	NYJ	1	0	1	0	0.0	0	0	0	0	0
12/16	DET	0	0	0	0	0.0	0	0	0	0	0
12/23	@ NE	0	0	0	0	0.0	0	0	0	0	0
12/30	MIA										
GP/GS: 15/0		20	8	28	4	0.0	1	0	0	0	0

2020	MIN	U	A	T	TFL	SK	QBH	FF	FR	INT	PD
9/13	GB	2	0	2	0	0.0	1	0	0	0	0
9/20	@ IND	INACTIVE									
9/27	TEN	INACTIVE									
10/4	@ HOU	INACTIVE									
10/11	@ SEA	NOT WITH TEAM									
10/18	ATL	PRACTICE SQUAD									
11/1	@ GB	PRACTICE SQUAD									
11/8	DET	PRACTICE SQUAD									
11/16	@ CHI	PRACTICE SQUAD									
11/22	DAL	PRACTICE SQUAD									
11/29	CAR	PRACTICE SQUAD									
12/6	JAX	1	2	3	0	0.0	0	0	0	0	0
12/13	@ TB	PRACTICE SQUAD									
12/20	CHI										
12/25	@ NO										
1/3	@ DET										
GP/GS: 2/0		3	2	5	0	0.0	1	0	0	0	0



RECORDS AND HISTORY

ATTENDANCE RECORDS

TOTAL ATTENDANCE

Year	Home	Average	Away	Pre-Season	Post-Season	Total
1961	242,102 (7)	34,586	271,056 (7)	82,683 (5)	---	595,841
1962	226,535 (7)	32,362	267,674 (7)	103,588 (5)	---	597,797
1963	230,843 (7)	32,978	303,946 (7)	140,321 (5)	---	675,110
1964	274,026 (7)	39,147	341,973 (7)	110,438 (5)	---	726,437
1965	321,119 (7)	45,874	352,378 (7)	158,541 (5)	---	832,038
1966	315,837 (7)	45,120	331,515 (7)	241,728 (5)	---	889,080
1967	304,301 (7)	43,557	331,903 (7)	224,182 (5)	---	860,986
1968	328,072 (7)	46,867	359,484 (7)	155,591 (5)	83,199 (2)	926,346
1969	342,570 (7)	48,939	397,616 (7)	225,513 (6)	176,362 (3)	1,142,061
1970	335,300 (7)	47,900	360,221 (7)	285,659 (6)	46,050 (1)	1,027,230
1971	344,720 (7)	49,246	431,452 (7)	266,156 (6)	49,100 (1)	1,091,428
1972	344,720 (7)	49,245	407,582 (7)	281,687 (5)	---	1,033,989
1973	337,637 (7)	48,234	406,216 (7)	265,436 (5)	174,823 (3)	1,184,112
1974	337,523 (7)	48,217	436,717 (7)	227,435 (5)	173,027 (3)	1,174,702
1975	339,089 (7)	48,441	443,906 (7)	263,206 (6)	46,425 (1)	1,092,626
1976	325,745 (7)	46,535	404,705 (7)	259,551 (6)	197,850 (3)	1,187,851
1977	323,571 (7)	46,224	421,116 (7)	278,422 (6)	124,506 (2)	1,147,615
1978	353,497 (8)	44,187	472,664 (8)	178,682 (4)	69,631 (1)	1,074,474
1979	359,781 (8)	44,973	464,373 (8)	195,286 (4)	---	1,019,440
1980	367,259 (8)	45,907	428,831 (8)	168,436 (4)	68,434 (1)	1,032,960
1981	361,200 (8)	45,150	479,160 (8)	192,876 (4)	---	1,033,236
1982	285,824 (5)	57,165	241,213 (4)	264,271 (5)	115,153 (2)	906,461
1983	466,264 (8)	58,283	468,406 (8)	202,745 (4)	---	1,137,415
1984	444,399 (8)	55,534	456,682 (8)	193,303 (4)	---	1,094,384
1985	453,701 (8)	56,713	394,985 (8)	223,951 (4)	---	1,072,637
1986	463,555 (8)	57,944	396,168 (8)	221,757 (4)	---	1,081,480
1987	403,095 (8)	50,387	306,445 (7)	225,608 (4)	185,886 (3)	1,121,034
1988	463,181 (8)	57,898	462,499 (8)	177,631 (4)	119,514 (2)	1,222,825
1989	463,496 (8)	57,936	493,423 (8)	208,695 (4)	64,585 (1)	1,230,199
1990	452,064 (8)	56,508	506,596 (8)	200,023 (4)	---	1,158,683
1991	410,942 (8)	51,368	436,581 (8)	206,195 (4)	---	1,053,718
1992	453,214 (8)	56,652	454,059 (8)	186,365 (4)	57,353 (1)	1,150,991
1993	458,424 (8)	57,303	440,870 (8)	284,074 (5)	75,089 (1)	1,258,457
1994	474,744 (8)	59,343	506,678 (8)	247,114 (5)	60,347 (1)	1,288,883
1995	451,800 (8)	56,475	462,368 (8)	188,830 (4)	---	1,102,998
1996	449,940 (8)	56,243	404,460 (8)	161,990 (4)	64,682 (1)	1,081,072
1997	464,834 (8)	58,104	513,269 (8)	172,755 (5)	142,728 (2)	1,351,690
1998	510,741 (8)	63,843	491,291 (8)	241,802 (4)	127,820 (2)	1,371,654
1999	513,051 (8)	64,131	570,672 (8)	275,001 (4)	130,250 (2)	1,488,974
2000	513,322 (8)	64,165	515,910 (8)	222,150 (4)	143,191 (2)	1,394,573
2001	513,344 (8)	64,186	532,346 (8)	234,482 (4)	---	1,280,172
2002	512,517 (8)	64,065	533,211 (8)	230,466 (4)	---	1,276,194
2003	513,437 (8)	64,180	503,860 (8)	239,888 (4)	---	1,257,185
2004	512,969 (8)	64,121	532,386 (8)	248,439 (4)	138,799 (2)	1,433,193
2005	511,960 (8)	64,031	511,828 (8)	267,980 (4)	---	1,291,768
2006	509,743 (8)	63,718	565,622 (8)	244,647 (4)	---	1,320,012
2007	506,046 (8)	63,256	559,085 (8)	268,178 (4)	---	1,333,309
2008	506,136 (8)	63,267	517,640 (8)	256,001 (4)	61,746 (1)	1,341,523
2009	510,203 (8)	63,775	523,920 (8)	260,791 (4)	134,823 (2)	1,429,737
2010	470,009 (8)	58,751	559,788 (8)	237,411 (4)	---	1,267,208
2011	502,529 (8)	62,816	540,056 (8)	259,690 (4)	---	1,302,275
2012	485,802 (8)	60,725	533,900 (8)	253,799 (4)	71,544 (1)	1,345,049
2013	531,653 (8)	66,457	567,898 (8)	254,805 (4)	---	1,420,813
2014	417,906 (8)	52,238	522,517 (8)	246,100 (4)	---	1,186,523
2015	419,440 (8)	52,430	538,576 (8)	271,006 (5)	52,090 (1)	1,281,112
2016	534,289 (8)	66,786	550,213 (8)	251,611 (4)	---	1,336,113
2017	533,764 (8)	66,721	566,136 (8)	261,969 (4)	136,208 (2)	1,448,077
2018	534,491 (8)	66,811	566,063 (8)	270,298 (4)	---	1,370,852
2019	534,804 (8)	66,850	535,234 (8)	264,117 (4)	144,687 (2)	1,478,842
2020	0 (8)	0	30,633 (6)	cancelled	---	14,602
Total	24,873,705 (458)	54,547	26,868,855 (455)	13,231,355 (264)	3,235,906 (51)	68,209,796

LARGEST CROWDS

HOME

Regular Season

83,518 vs. Pittsburgh, 9/29/13 (in London at Wembley Stadium)

67,157 vs. Green Bay, 12/23/19

66,883 vs. Denver, 11/17/19

Postseason

66,612 vs. New Orleans, 1/14/18

64,060 vs. Atlanta, 1/17/99

Preseason

66,551 vs. San Francisco, 8/27/17

66,409 vs. Miami, 8/31/17

AWAY

Regular Season

91,188 at Dallas, 11/10/19

90,608 at Washington, 9/11/06

Postseason

103,438 vs. Oakland

(Super Bowl XI in Pasadena), 1/9/77

Preseason

86,082 at Dallas, 8/29/15

SMALLEST CROWDS

HOME

Regular Season

13,911 vs. Green Bay, 10/4/87 (Metrodome)

26,728 vs. LA Rams, 11/25/62

Postseason

44,626 vs. St. Louis, 12/21/74

52,090 vs. Seattle (1/10/16) (TCF Bank Stadium)

57,353 vs. Washington, 1/2/93 (Metrodome)

Preseason

27,982 vs. LA Rams, 9/10/61

34,367 vs. San Diego, 8/3/96 (Metrodome)

AWAY

Regular Season

12,992 at Dallas 9/24/61

14,167 at Atlanta, 12/15/85

Postseason

22,961 vs. Dallas (at Miami), 1/5/69

54,593 at Washington, 1/15/83

Preseason

4,954 vs. Dallas (at Sioux Falls), 8/5/61

2020 - COVID LIMITED

HOME

Regular Season

0 vs. Green Bay, 9/13/20

0 vs. Tennessee, 9/27/20

0 vs. Atlanta, 10/18/20

0 vs. Detroit, 11/8/20

0 vs. Dallas, 11/22/20

0 vs. Carolina, 11/29/20

0 vs. Jacksonville, 12/6/20

0 vs. Chicago, 12/20/20

AWAY

Regular Season

12,102 at Houston, 10/4/20

2,500 at Indianapolis, 9/20/20

0 at Seattle, 10/11/20

0 at Green Bay, 11/1/20

0 at Chicago, 11/16/20

16,031 at Tampa Bay, 12/13/20

VIKINGS ALL-TIME CAREER LEADERS

RUSHING

Player	Yards	Att.	Avg.	Long	TD
1. Peterson, Adrian (2007-16)	11,747	2,418	4.9	82t	97
2. Smith, Robert (1993-00)	6,818	1,411	4.8	78t	32
3. Foreman, Chuck (1973-79)	5,887	1,533	3.8	51	52
4. Brown, Bill (1962-74)	5,757	1,627	3.5	48	52
5. Brown, Ted (1979-86)	4,546	1,117	4.1	60	40
6. Osborn, Dave (1965-75)	4,320	1,172	3.7	73	29
7. Nelson, Darrin (1982-89, '91-92)	4,231	981	4.3	72	18
8. Cook, Dalvin (2017-)	3,588	754	4.8	75t	32
9. Mason, Tommy (1961-66)	3,252	761	4.3	71	28
10. Bennett, Michael (2001-05)	3,174	713	4.5	85t	12

RECEIVING

Player	No.	Yards	Avg.	Long	TD
1. Carter, Cris (1990-01)	1,004	12,383	12.3	78t	110
2. Moss, Randy (1998-04, '10)	587	9,316	15.9	82t	92
3. Jordan, Steve (1982-94)	498	6,307	12.7	68t	28
4. Carter, Anthony (1985-93)	478	7,635	16.0	73t	52
5. Rudolph, Kyle (2011-)	453	4,488	9.9	47t	48
6. Reed, Jake (1991-99, '01)	413	6,433	15.6	82t	33
7. Rashad, Ahmad (1976-82)	400	5,489	13.7	76t	34
8. White, Sammy (1976-86)	393	6,400	16.3	69t	50
9. Thielen, Adam (2014-)	385	5,086	13.3	75t	38
10. Diggs, Stefon (2015-19)	365	4,623	12.7	75t	30

RUSHING-RECEIVING YARDS

Player	Rushing	Receiving	Total
1. Peterson, Adrian (2007-16)	11,747	1,945	13,692
2. Carter, Cris (1990-01)	24	12,383	12,407
3. Moss, Randy (1998-04, '10)	159	9,316	9,475
4. Foreman, Chuck (1973-79)	5,879	3,057	8,936
5. Brown, Bill (1962-74)	5,757	3,177	8,934

PASSER RATING (MINIMUM 1,500 ATTEMPTS)

Player	Att.	Cmp.	Pct.	Yards	TD	Int	Lg	Rtg
1. Culpepper, Daunte (1999-05)	2,607	1,678	64.4	20,162	135	86	82t	91.5
2. Johnson, Brad (1992-98, 05-06)	1,670	1,036	62.0	11,098	65	48	82t	82.5
3. Tarkenton, Fran (1961-66, 72-78)	4,569	2,635	57.7	33,098	239	194	89t	80.1

PASSING YARDS & TOUCHDOWNS

Player	YARDS	TD	Att.	Cmp.	Pct.
3. Tarkenton, Fran (1961-66, 72-78)	33,098	239	4,569	2,635	57.7
2. Kramer, Tommy (1977-89)	24,775	159	3,648	2,011	55.1
3. Culpepper, Daunte (1999-05)	20,162	135	2,607	1,678	64.4

SCORING

Player	TD	2 pt.	PAT	FG	Total
1. Cox, Fred (1963-77)	—	—	519	282	1,365
2. Carter, Cris (1990-01)	110	5	—	—	670
3. Longwell, Ryan (2006-11)	—	—	228	135	633
4. Peterson, Adrian (2007-16)	102	1	—	—	614
5. Reveziz, Fuad (1990-95)	—	—	199	133	598
6. Moss, Randy (1998-04, '10)	93	3	—	—	564
7. Walsh, Blair (2012-16)	—	—	156	133	555
8. Anderson, Gary (1998-02)	—	—	215	109	542
9. Brown, Bill (1962-74)	76	—	—	—	456
10. Foreman, Chuck (1973-79)	75	—	—	—	450

FIELD GOAL PCT. (MINIMUM 100 MADE)

Player	Att.	Made	Pct.	Long
1. Longwell, Ryan (2006-11)	157	135	86.0	55
2. Anderson, Gary (1998-02)	129	109	84.5	53
3. Walsh, Blair (2012-16)	158	133	84.2	56

PUNTING AVERAGE (MINIMUM 250)

Player	No.	Net Avg.	Long	Blk.
1. Jeff Locke (2013-16)	290	38.8	72	1
2. Kluwe, Chris (2005-12)	623	37.2	70	1
3. Newsome, Harry (1990-93)	308	35.1	84	2

INTERCEPTIONS

Player	No.	Yards	Avg.	Long	TD
1. Krause, Paul (1968-79)	53	852	16.1	81	2
2. Bryant, Bobby (1967-80)	51	749	14.7	46t	3
3. Sharockman, Ed (1962-72)	40	804	20.1	47t	3
4. Browner, Joey (1983-91)	37	465	12.6	45	3
5. Wright, Nate (1971-80)	31	272	8.5	44	0
6. Lee, Carl (1983-93)	29	350	12.1	58t	2
7. Smith, Harrison (2012-)	27	421	15.6	81t	4
8t. Turner, John (1979-83, 85, 87)	22	227	10.3	36	1
Thomas, Orlando (1995-01)	22	225	10.2	45t	2
10. Winfield, Antoine (2004-12)	21	227	10.8	56	2

SACKS

Player	No.	Yards
1. Eller, Carl (1964-78)	130.0	1,015
2. Marshall, Jim (1961-79)	127.0	1,026
3. Randle, John (1990-00)	114.0	722
4. Page, Alan (1967-78)	108.0	797
5. Doleman, Chris (1985-93, 99)	96.5	729

TACKLES (DEFENSE ONLY)

Player	Solo	Asst.	Total
1. Studwell, Scott (1977-90)	1,266	662	1,928
2. Blair, Matt (1974-85)	944	460	1,404
3. Siemon, Jeff (1972-82)	1,002	373	1,375
4. Greenway, Chad (2006-16)	885	449	1,334
5. Page, Alan (1967-78)	866	252	1,118

SPECIAL TEAMS TACKLES

Player	Solo	Asst.	Total
1. Walsh, Cris (1994-02)	114	33	147
2. Morrow, Harold (1996-02)	95	45	140
3. Ashley, Walker Lee (1983-88, 90)	77	43	120
4. Nord, Keith (1979-85)	89	24	113
5. Farwell, Heath (2005-10)	67	46	113

PUNT RETURNS (MINIMUM 50 RETURNS)

Player	No.	Yards	Avg.	Long	TD
1. Sherels, Marcus (2010-19)	237	2,480	10.5	86t	5
2. Moore, Mewelde (2004-07)	74	768	10.4	71t	2
3. Palmer, David (1994-00)	162	1,610	9.9	74t	2
4. Butler, Bill (1962-64)	55	545	9.9	60t	1
5. Lewis, Leo (1981-91)	194	1,812	9.3	78t	1

KICKOFF RETURNS (MINIMUM 50 RETURNS)

Player	No.	Yards	Avg.	Long	TD
1. Patterson, Cordarrelle (2013-16)	134	4,075	30.4	109t	5
2. Harvin, Percy (2009-12)	114	3,183	27.9	105t	5
3. West, Charlie (1968-73)	78	1,991	25.5	82	0
4. Rhymes, Buster (1985-87)	62	1,558	25.1	88	0
5. Jones, Clinton (1967-72)	89	2,209	24.8	96t	1

COMBINED YARDAGE

Player	Total	Rush	Rec.	Int.	Punt	Kick	Fum.
1. Peterson, Adrian (2007-16)	14,120	11,747	1,945	—	—	428	—
2. Carter, Cris (1990-01)	12,410	24	12,383	—	—	—	3
3. Nelson, Darrin (1982-89, 91-92)	10,365	4,231	2,202	—	313	3,619	—
4. Moss, Randy (1998-04, '10)	9,670	159	9,316	—	162	33	—
5. Brown, Bill (1962-74)	9,237	5,757	3,177	—	0	303	—

BOLD - Active for Vikings in 2020

VIKINGS SINGLE SEASON LEADERS

RUSHING

Player	Yards	Att.	Avg.	Long	TD
1. Peterson, Adrian (2012).....	2,097	348	6.0	82t	12
2. Peterson, Adrian (2008).....	1,760	363	4.8	67t	10
3. Smith, Robert (2000).....	1,521	295	5.1	72t	7
4. Peterson, Adrian (2015).....	1,485	327	4.5	80t	11
5. Cook, Dalvin (2020).....	1,484	297	5.0	70t	15
6. Peterson, Adrian (2009).....	1,383	314	4.4	64t	18
7. Peterson, Adrian (2007).....	1,341	238	5.6	73t	12
8. Peterson, Adrian (2010).....	1,298	283	4.6	80t	12
9. Bennett, Michael (2002).....	1,296	255	5.0	85t	5
10t. Peterson, Adrian (2013).....	1,266	279	4.5	78t	10
10t. Smith, Robert (1997).....	1,266	232	5.4	78t	6

RECEPTIONS

Player	No.	Yards	Avg.	Long	TD
1. Carter, Cris (1995).....	122	1,371	11.2	60t	11
2. Carter, Cris (1994).....	122	1,256	10.3	65t	7
3. Thielen, Adam (2018).....	113	1,373	12.2	68	9
4. Moss, Randy (2003).....	111	1,632	14.7	72	17
5. Moss, Randy (2002).....	106	1,347	12.7	60	7
6. Diggs, Stefon (2018).....	102	1,021	10.0	75t	9
7. Carter, Cris (2000).....	96	1,274	13.3	53	9
8. Carter, Cris (1996).....	96	1,163	12.1	43t	10
9. Thielen, Adam (2017).....	91	1,276	14.0	65t	4
10. Carter, Cris (1999).....	90	1,241	13.8	68	13

RECEIVING YARDS

Player	Yards	No.	Avg.	Long	TD
1. Moss, Randy (2003).....	1,632	111	14.7	72	17
2. Moss, Randy (2000).....	1,437	77	18.7	78t	15
3. Moss, Randy (1999).....	1,413	80	17.7	67t	11
4. Thielen, Adam (2018).....	1,373	113	12.2	68	9
5. Carter, Cris (1995).....	1,371	122	11.2	60t	11
6. Moss, Randy (2002).....	1,347	106	12.7	60	7
7. Reed, Jake (1996).....	1,320	72	18.3	82t	7
8. Moss, Randy (1998).....	1,313	69	19	61t	17
9. Rice, Sidney (2009).....	1,312	63	15.8	63	8
10. Thielen, Adam (2017).....	1,276	91	14.0	65t	4

RUSHING-RECEIVING YARDS

Player	Rushing	Receiving	Total
1. Peterson, Adrian (2012).....	2,097	217	2,314
2. Peterson, Adrian (2008).....	1,760	125	1,885
3. Smith, Robert (2000).....	1,521	348	1,869
4. Cook, Dalvin (2020).....	1,484	349	1,833
5. Peterson, Adrian (2009).....	1,383	438	1,819

PASSER RATING

Player	Att.	Cmp.	Pct.	Yards	TD	Int	Lg	Rtg
1. Culpepper, Daunte (2004).....	548	379	69.2	4,717	39	11	82t	110.9
2. Cousins, Kirk (2019).....	444	307	69.1	3,603	26	6	66	107.4
3. Favre, Brett (2009).....	531	363	68.4	4,202	33	7	63	107.2
4. Cunningham, Randall (1998).....	425	259	60.9	3,704	34	10	67t	106.0

PASSING YARDS

Player	Yards	Att.	Cmp.	Pct.	TD	Int	Lg	Rtg
1. Culpepper, Daunte (2004).....	4,717	548	379	69.2	39	11	82t	110.9
2. Cousins, Kirk (2018).....	4,298	606	425	70.1	30	10	75t	99.7
3. Moon, Warren (1994).....	4,264	601	371	61.7	18	19	65t	79.9

PASSING TOUCHDOWNS

Player	TDs	Att.	Cmp.	Pct.	Yds	Int	Rtg
1. Culpepper, Daunte (2004).....	39	548	379	69.2	4,717	11	110.9
2. Cunningham, Randall (1998).....	34	425	259	60.9	3,704	10	106.0
3t. Moon, Warren (1995).....	33	606	377	62.2	4,228	14	91.5
3t. Culpepper, Daunte (2000).....	33	474	297	62.7	3,937	16	98.0
3t. Favre, Brett (2009).....	33	531	363	68.4	4,202	7	107.2

SCORING

Player	TD	2 pt.	PAT	FG	Total
1. Anderson, Gary (1998).....	-	-	59	35	164
2. Walsh, Blair (2012).....	-	-	36	35	141
3. Walsh, Blair (2015).....	-	-	33	34	135

FIELD GOAL PCT. (AT LEAST 1 ATTEMPT PER TEAM'S GAMES PLAYED)

Player	Att.	Made	Pct.	Long
1. Anderson, Gary (1998).....	35	35	100.0	53
2. Anderson, Gary (2000).....	22	23	95.7	49
3. Longwell, Ryan (2010).....	18	17	94.4	48

PUNTING AVERAGE (AT LEAST 2.5 PUNTS PER TEAM'S GAMES PLAYED)

Player	No.	Net Avg.	Long	Bk.
1. Wile, Matt (2018).....	72	41.5	70	1
2. Kluge, Chris (2012).....	72	39.7	59	0
3. Locke, Jeff (2013).....	75	39.2	65	0

INTERCEPTIONS

Player	No.	Yards	Avg.	Long	TD
1. Krause, Paul (1975).....	10	201	20.1	81	0
2t. Russell, Brian (2003).....	9	185	20.6	50	0
2t. Sharper, Darren (2005).....	9	276	30.7	92t	2
2t. Thomas, Orlando (1995).....	9	108	12.0	45t	1
5t. Bryant, Bobby (1969).....	8	97	12.1	56	0
5t. Chavous, Corey (2003).....	8	143	17.9	39	1
5t. Holt, Issiac (1986).....	8	54	6.8	27	0
5t. Lee, Carl (1988).....	8	118	14.8	58t	2
5t. McMillian, Audray (1992).....	8	157	19.6	51t	2

SACKS

Player	No.	Yards
1. Allen, Jared (2011).....	22.0	150
2. Doleman, Chris (1989).....	21.0	196
3t. Millard, Keith (1989).....	18.0	108
3t. Page, Alan (1976).....	18.0	126
5. Randle, John (1997).....	15.5	108

TACKLES (DEFENSE ONLY)

Player	Solo	Asst.	Total
1. Studwell, Scott (1981).....	156	74	230
2. Siemon, Jeff (1978).....	170	59	229
3. Blair, Matt (1981).....	146	74	220
4. Studwell, Scott (1983).....	132	83	215
5. Studwell, Scott (1984).....	142	71	213

SPECIAL TEAMS TACKLES

Player	Solo	Asst.	Total
1. Browner, Joey (1983).....	23	15	38
2. Allen, Nate (1977).....	24	11	35
3. Farwell, Heath (2007).....	19	13	32
4. Morrow, Harold (1997).....	22	10	32
5t. Dillon, Terry (1963).....	23	6	29
5t. Griffith, Robert (1995).....	21	8	29
5t. Nelson, Jim (2000).....	18	11	29

PUNT RETURNS (MINIMUM 20 RETURNS/16 GAMES)

Player	No.	Yards	Avg.	Long	TD
1. Sherels, Marcus (2013).....	22	335	15.2	86t	1
1. Sherels, Marcus (2016).....	21	292	13.9	79t	2
3. Palmer, David (1995).....	26	342	13.2	74t	1
4. Palmer, David (1997).....	34	444	13.1	57	0
5. Lewis, Leo (1987).....	22	275	12.5	78t	1

KICKOFF RETURNS (MINIMUM 20 RETURNS/16 GAMES)

Player	No.	Yards	Avg.	Long	TD
1. Patterson, Cordarrelle (2013).....	43	1,393	32.4	109t	2
2. Patterson, Cordarrelle (2015).....	32	1,019	31.8	101t	2
3. Patterson, Cordarrelle (2016).....	25	792	31.7	104t	1
4. Allison, Aundrae (2007).....	20	574	28.7	104t	1
5. Harvin, Percy (2009).....	42	1,156	27.5	101t	2

COMBINED YARDAGE

Player	Total	Rush	Rec.	Int.	Punt	Kick	Fum.
1. Peterson, Adrian (2012).....	2,314	2,097	217	-	-	-	-
2. Harvin, Percy (2009).....	2,081	135	790	-	-	1,156	-
3. Walker, Herschel (1990).....	2,051	770	315	-	-	966	-
4. Peterson, Adrian (2007).....	2,021	1,341	261	-	0	412	-
5. Patterson, Cordarrelle (2012).....	2,020	158	469	-	0	1,393	-

BOLD - Active in 2020 for Vikings

VIKINGS SINGLE GAME LEADERS

RUSHING YARDS

Player, Game	Yards	Att.	Avg.	Long	TD
1. Peterson, Adrian, 11/4/07, vs. S.D.	296	30	9.8	64t	3
2. Peterson, Adrian, 10/14/07, at Chi.	224	20	11.2	73t	3
3. Peterson, Adrian, 12/16/12, at StL.	212	24	8.8	82t	1
4. Peterson, Adrian, 12/1/13, vs. Chi.	211	35	6.0	23	0
5. Peterson, Adrian, 12/2/12, at G.B.	210	21	10.0	82t	1
6. Cook, Dalvin, 11/8/20, vs. Det.	206	22	9.4	70t	2
7. Peterson, Adrian, 11/15/15, at Oak.	203	26	7.8	80t	1
8. Foreman, Chuck, 10/24/76, at Phi.	200	28	7.14	46	2
9. Peterson, Adrian, 12/30/12, vs. G.B.	199	34	5.8	28	1
10. Peterson, Adrian, 11/9/08, vs. G.B.	192	30	6.4	29t	1

RECEPTIONS

Player, Game	No.	Yards	Avg.	Long	TD
1. Young, Rickey, 12/16/79, at N.E.	15	116	7.7	17	1
2t. Thielen, Adam, 9/23/18, vs. Buff.	14	105	7.5	19	0
2t. Carter, Chris, 10/2/94, at Ariz.	14	167	11.9	29	0
3t. Diggs, Stefon, 11/6/16, vs. Det.	13	80	6.2	12	0
3t. Diggs, Stefon, 11/13/16, at Wash.	13	164	12.6	36	0
3t. Diggs, Stefon, 11/18/18, at Chi.	13	126	9.7	25	1

RECEIVING YARDS

Player, Game	No.	Yards	Avg.	Long	TD
1. White, Sammy, 11/7/76, vs. Det.	7	210	30.0	52	2
2. Moss, Randy, 11/14/99, at Chi.	12	204	17.0	44	0
3t. Thielen, Adam, 12/24/16, at G.B.	12	202	16.8	71t	2
3t. Flatley, Paul, 10/24/65, at S.F.	7	202	28.9	58t	2
5. Rice, Sidney, 11/15/09, vs. Det.	7	201	28.7	56	0
6. Moss, Randy, 10/5/98, at G.B.	5	190	38.0	52t	2
7. Carter, Anthony, 11/6/88, vs. Det.	8	188	23.5	40	0
8. Carter, Anthony, 11/26/87, at Dal.	8	184	23.0	51	2
9. Diggs, Stefon, 9/18/16, vs. G.B.	9	182	20.2	46	1
10. Jordan, Steve, 11/2/86, at Was.	6	179	29.8	68t	1

RUSHING-RECEIVING YARDS

Player, Game	Rushing	Receiving	Total
1. Peterson, Adrian, 11/4/07, vs. S.D.	296	19	315
2. Foreman, Chuck, 10/24/76, at Phi.	200	65	265
3. Nelson, Darrin, 11/13/83, vs. SF.	119	137	256
4. Cook, Dalvin, 11/8/20, vs. Det.	206	46	252
5. Peterson, Adrian, 10/14/07, at Chi.	224	9	233

PASSER RATING (MINIMUM 20 ATTEMPTS)

Player, Game	Att	Cmp	Pct	Yds	TD	Int	Rtg
1. Fretotte, Gus, 9/28/03, vs. S.F.	21	16	76.2	267	4	0	157.2
2. Bridgewater, Teddy, 12/20/15, vs. Chi.	20	17	85.0	231	4	0	154.4
3. Tarkenton, Fran, 10/13/74, vs. Hou.	24	18	75.0	274	3	0	151.7

PASSING YARDS (MINIMUM 20 ATTEMPTS)

Player, Game	Yds	Att	Cmp	Pct	Yds	Int	Rtg
1. Kramer, Tommy, 11/2/86, @ Was.	490	35	20	57.1	4	1	128.0
2. Kramer, Tommy, 12/14/80, vs. Cleve.	456	49	38	77.5	4	0	132.7
3. Kapp, Joe, 9/28/69, vs. Balt.	449	43	28	65.1	7	1	129.7

PASSING TOUCHDOWNS (MINIMUM 20 ATTEMPTS)

Player, Game	TDs	Att	Cmp	Pct	Yds	Int	Rtg
1. Kapp, Joe, 9/28/69, vs. Balt.	7	43	28	65.1	449	1	129.7
2. Kramer, Tommy, 9/28/86, vs. G.B.	6	25	16	64.0	241	0	135.2

SCORING

Player, Game	TD	2 pt.	PAT	FG	Total
1t. Foreman, Chuck, 12/20/75, at Buf.	4	-	-	-	24
1t. Rashad, Ahmad, 9/2/79, vs. SF.	4	-	-	-	24
1t. Cook, Dalvin, 11/1/20, at G.B.	4	-	-	-	24
4. Karlis, Rich, 11/5/89, vs. LA Rams.	4	-	-	7	21
5t. Moss, Randy, 11/26/98, at Dal.	3	1	-	-	20
5t. Anderson, Gary, 12/13/98, at Balt.	-	-	2	6	20
5t. Asiata, Matt, 11/2/14, vs. Was.	3	1	-	-	20

FIELD GOALS MADE

Player, Game	Att.	Made	Pct.	Long
1. Karlis, Rich, 11/5/89, vs. LA Rams.	7	7	100.0	40
2t. Anderson, Gary, 12/13/98, at Balt.	6	6	100.0	46
2t. Forbath, Kai, 10/22/17, vs. Balt.	6	6	100.0	46

PUNTING AVERAGE (MINIMUM 4 PUNTS)

Player, Game	No.	Net Avg.	Long	In20
1. Wile, Matt, 12/30/18, vs. Chi.	5	51.8	65	2
2. Berger, Mitch, 11/15/98, vs. Cin.	4	48.3	66	2
3. Locke, Jeff, 11/24/16, at Det.	4	48.0	57	3
4. Kluge, Chris, 10/9/11, at Ariz.	4	47.5	51	2

INTERCEPTIONS

Player, Game	No.	Yards	Avg.	Long	TD
1t. Winston, Roy, 10/25/64, at SF.	3	24	8.0	15	0
1t. Mackbee, Earsell, 10/26/69, vs. Det.	3	22	7.3	22	0
1t. Bryant, Bobby, 11/9/69, vs. Cle.	3	62	20.7	56	0
1t. Sharrockman, Ed, 12/13/70, at BPA.	3	28	9.3	6	0
1t. Bryant, Bobby, 12/8/73, at G.B.	3	86	28.7	46	1
1t. Turner, John, 10/12/80, vs. Chi.	3	3	3.0	10	0
1t. Teal, Willie, 11/28/82, vs. Chi.	3	13	4.3	13	0
1t. Scott, Todd, 9/27/92, at Cin.	3	15	5.0	11	0
1t. McMillian, Audray, 11/22/92, vs. Cle.	3	73	24.3	35	0
1t. Glenn, Vencie, 12/27/92, vs. G.B.	3	55	18.3	39	0
1t. Del Rio, Jack, 12/5/93, at Det.	3	3	1.0	3	0
1t. Williams, Brian, 11/23/03, vs. Det.	3	71	23.7	42t	1
1t. Sharper, Darren, 11/13/05, at NYG.	3	123	41.0	92t	1

SACKS

Player, Game	No.	Yards
1. Holloway, Randy, 9/16/84, vs. Atl.	5.0	37
2. Allen, Jared, 10/5/09, vs. G.B.	4.5	19.5
3t. Doleman, Chris, 12/25/89, vs. Cin.	4.0	33.5
3t. Martin, Doug, 10/23/83, at G.B.	4.0	32
3t. Millard, Keith, 9/25/88, vs. Phi.	4.0	21
3t. Williams, Kevin, 10/12/08, vs. Det.	4.0	28
8t. Allen, Jared, 11/12, vs. Chi.	3.5	19.5
8t. Randle, John, 9/22/96, vs. G.B.	3.5	21.5
8t. Robinson, Brian, 10/21/12, vs. Ari.	3.5	18
8t. Hunter, Danielle, 11/4/18, vs. Det.	3.5	14.5

TACKLES (DEFENSE ONLY)

Player, Game	Solo	Asst.	Total
1. Studwell, Scott, 11/7/85, at Det.	16	8	24
2. Greenway, Chad, 11/20/11, vs. Oak.	12	10	22
3t. Studwell, Scott, 9/24/89, at Pit.	11	10	21
3t. McDaniel, Ed, 9/4/94, at G.B.	15	6	21
5t. Studwell, Scott, 10/2/83, vs. Dal.	10	10	20
5t. Studwell, Scott, 12/8/84, at SF.	16	4	20
5t. Blair, Matt, 11/13/83, vs. G.B.	9	11	20
5t. Browner, Joey, 10/27/85, at Chi.	15	5	20
9. Del Rio, Jack, 12/1/94, vs. Chi.	11	8	19
10t. Many tied w/ 18 total tackles			

SPECIAL TEAMS TACKLES

Player, Game	Solo	Asst.	Total
1. Farwell, Heath, 11/25/07, at NYG.	7	0	7
2. Henderson, Wymon, 11/6/88, vs. Det.	6	0	6

PUNT RETURNS (MINIMUM 3 RETURNS)

Player, Game	No.	Yards	Avg.	Long	TD
1. West, Charlie, 11/3/68, vs. Was.	3	107	35.6	98t	1
2. Sherels, Marcus, 10/21/13, at NYG.	4	119	29.8	86t	1
3. Moore, Mewelde, 11/13/05, at NYG.	3	87	29.0	71	0

KICKOFF RETURNS (MINIMUM 3 RETURNS)

Player, Game	No.	Yards	Avg.	Long	TD
1. Patterson, Cordarrelle, 9/15/13, at Chi.	3	149	49.7	105t	1
2. Allison, Aundrea, 12/2/07, vs. Det.	3	144	47.7	104t	1
3. Patterson, Cordarrelle, 10/27/13 vs. G.B.	5	228	45.6	109t	1

COMBINED YARDAGE

Player, Game	Total	Rush	Rec.	Int.	Punt	Kick	Fum.
1. Peterson, Adrian, 10/14/07, at Chi.	361	224	9	-	-	128	-
2. Peterson, Adrian, 11/4/07, vs. S.D.	315	296	19	-	-	-	-
3. Nelson, Darrin, 11/13/83, vs. G.B.	278	119	137	-	-	22	-

RUSHING

Year	Player	Att	Yards	Avg	Lg	TD	NFL/NFC
1961	McElhenry, Hugh	120	570	4.8	41	3	15
1962	Mason, Tommy	167	740	4.4	71	2	10
1963	Mason, Tommy	166	763	4.6	70	7	5
1964	Brown, Bill	226	866	3.8	48	7	4
1965	Brown, Bill	160	699	4.5	40	6	6
1966	Brown, Bill	251	829	3.3	33	6	4
1967	Osborn, Dave	215	972	4.5	73	2	2
1968	Brown, Bill	222	805	3.6	32	11	8
1969	Osborn, Dave	186	643	3.5	58	7	10
1970	Osborn, Dave	207	681	3.2	16	5	137/8
1971	Jones, Clinton	180	675	3.7	73	4	20/10
1972	Reed, Oscar	151	639	4.2	43	2	26/12
1973	*Foreman, Chuck	182	801	4.4	50	4	18/9
1974	Foreman, Chuck	199	777	3.9	32	9	11/4
1975	Foreman, Chuck	280	1,070	3.8	31	13	5/2
1976	Foreman, Chuck	278	1,155	4.1	46	13	6/4
1977	Foreman, Chuck	270	1,112	4.1	51	6	6/3
1978	Foreman, Chuck	237	749	3.2	21	5	22/8
1979	Young, Rickey	188	708	3.8	23	3	227/10T
1980	Brown, Ted	219	912	4.2	55	8	10/7
1981	Brown, Ted	274	1,063	3.9	34	6	15/9
1982	Brown, Ted	120	515	4.3	30	1	191/9T
1983	Nelson, Darrin	154	642	4.2	56	1	31/16
1984	*Anderson, Alfred	201	773	3.8	23	2	20/12
1985	Nelson, Darrin	200	893	4.5	37	5	19/11
1986	Nelson, Darrin	191	793	4.2	42	4	16/10
1987	Nelson, Darrin	131	642	4.9	72	2	16/8
1988	Nelson, Darrin	112	380	3.4	27	1	53/23
1989	Walker, Herschel	169	669	4.0	47	5	20/10
1990	Walker, Herschel	184	770	4.2	58	5	19/9
1991	Walker, Herschel	198	825	4.2	71	10	11/5
1992	Allen, Terry	266	1,201	4.5	51	13	6/3
1993	Graham, Scottie	118	488	4.1	31	3	34/16
1994	Allen, Terry	255	1,031	4.0	45	8	8/4
1995	Smith, Robert	139	632	4.5	58	5	30/15
1996	Smith, Robert	162	692	4.3	57	3	24/10
1997	Smith, Robert	232	1,266	5.5	78	6	7/3
1998	Smith, Robert	249	1,187	4.8	74	6	11/5
1999	Smith, Robert	221	1,015	4.6	70	2	14/7
2000	Smith, Robert	295	1,521	5.2	72	7	2/1
2001	*Bennett, Michael	172	682	4.0	31	2	27/13
2002	Bennett, Michael	255	1,296	5.1	85	5	11/3
2003	Williams, Moe	174	745	4.3	61	5	27/14
2004	Smith, Antonio	124	544	4.4	38	2	36/18
2005	Moore, Mewelde	155	662	4.3	33	1	29/11
2006	Taylor, Chester	303	1,216	4.0	95	6	9/5
2007	*Peterson, Adrian	238	1,341	5.6	73	12	2/1
2008	Peterson, Adrian	363	1,760	4.8	67	10	1/1
2009	Peterson, Adrian	314	1,383	4.4	64	18	5/2
2010	Peterson, Adrian	283	1,298	4.6	80	12	6/2
2011	Peterson, Adrian	208	970	4.7	54	12	18/8
2012	Peterson, Adrian	348	2,097	6.0	82	12	1/1
2013	Peterson, Adrian	279	1,266	4.5	78	10	5/4
2014	Asiata, Matt	164	570	3.5	19	9	32/18
2015	Peterson, Adrian	327	1,485	4.5	80	11	1/1
2016	McKinnon, Jerick	159	539	3.4	36	2	33/15
2017	Murray, Latavius	216	842	3.9	46	8	20/8
2018	Cook, Dalvin	133	615	4.6	70	2	32/16
2019	Cook, Dalvin	250	1,135	4.5	75	13	10/4
2020	Cook, Dalvin	297	1,484	5.0	70	15	

*rookie

#rushing yards/QB rating ranks

PASSING

Year	Player	Att	Cmp	Pct	Yds	TD	Int	Rtg	NFL/NFC
1961	*Tarkenton, F.	280	157	56.1	1,997	18	17	74.7	8
1962	Tarkenton, F.	329	163	49.5	2,595	22	25	66.9	12
1963	Tarkenton, F.	297	170	57.2	2,311	15	15	78.0	6
1964	Tarkenton, F.	360	171	55.9	2,506	22	11	91.8	2
1965	Tarkenton, F.	329	171	52.0	2,609	19	11	83.8	6
1966	Tarkenton, F.	358	192	53.6	2,561	17	16	73.8	6
1967	*Kapp, J.	214	102	47.7	1,386	8	17	48.2	19
1968	Kapp, J.	248	129	52.1	1,695	10	17	58.8	13
1969	Kapp, J.	237	120	50.6	1,726	19	13	78.5	10
1970	Cuozzo, G.	257	128	49.8	1,720	7	10	64.3	20/10
1971	Cuozzo, G.	168	75	44.6	842	6	8	52.2	25T/14
1972	Tarkenton, F.	378	215	56.9	2,651	18	13	80.2	3/3
1973	Tarkenton, F.	274	169	61.7	2,113	15	7	93.2	2/2
1974	Tarkenton, F.	351	199	56.7	2,598	17	12	82.1	7/4
1975	Tarkenton, F.	425	273	64.2	2,994	25	13	91.8	2/1
1976	Tarkenton, F.	412	255	61.8	2,961	17	8	89.3	6/3
1977	Tarkenton, F.	258	155	60.1	1,734	9	14	69.2	9/3
1978	Tarkenton, F.	572	345	60.3	3,468	25	32	68.9	12/4
1979	Kramer, T.	566	315	55.7	3,397	23	24	69.3	17T/6T
1980	Kramer, T.	522	299	57.3	3,582	19	23	72.2	19/9
1981	Kramer, T.	593	322	54.3	3,912	26	24	72.6	18/10
1982	Kramer, T.	308	176	57.1	2,037	15	12	77.3	13T/8
1983	Dils, S.	444	239	53.8	2,840	11	16	66.8	22/11
1984	Kramer, T.	236	124	52.5	1,678	9	10	70.6	23/12
1985	Kramer, T.	506	277	54.7	3,522	19	26	67.8	21/11
1986	Kramer, T.	372	208	55.9	3,000	24	10	92.6	1/1
1987	Wilson, W.	264	140	53.0	2,106	14	13	76.7	16/8
1988	Wilson, W.	332	204	61.4	2,746	15	9	91.5	3/1
1989	Wilson, W.	342	184	53.8	2,467	9	12	71.1	21/9
1990	Gannon, R.	349	182	52.1	2,278	16	16	68.9	23/19
1991	Gannon, R.	354	211	59.6	2,165	12	6	81.5	11/6
1992	Gannon, R.	279	159	57.0	1,905	12	13	72.9	18/11
1993	McMahon, J.	331	200	60.4	1,968	9	8	76.3	16/7
1994	Moon, W.	601	371	61.7	4,264	18	19	79.9	13/7
1995	Moon, W.	606	377	62.2	4,228	33	14	91.5	7/6
1996	Johnson, B.	311	195	62.7	2,258	17	10	89.4	3/3
1997	Johnson, B.	452	275	60.8	3,036	20	12	84.5	9/4
1998	Cunningham, R.	425	259	60.9	3,704	34	10	106.0	1/1
1999	George, J.	329	191	58.1	2,816	23	12	94.2	3/3
2000	Culpepper, D.	474	297	62.7	3,937	33	16	98.0	4/3
2001	Culpepper, D.	366	235	64.2	2,612	14	13	83.3	11/6
2002	Culpepper, D.	549	333	60.7	3,853	18	23	75.3	26/11
2003	Culpepper, D.	454	295	65.0	3,479	25	11	96.4	3/1
2004	Culpepper, D.	548	379	69.2	4,717	39	11	110.9	2/1
2005	Johnson, B.	294	184	62.6	1,885	12	4	88.9	11/3
2006	Johnson, B.	439	270	61.5	2,750	9	15	72.0	27/15
2007	Jackson, T.	294	171	58.2	1,911	9	12	70.8	28/13
2008	Frerotte, G.	301	178	59.1	2,157	12	15	73.7	28/14
2009	Favre, B.	531	363	68.4	4,202	33	7	107.2	2/2
2010	Favre, B.	358	217	60.6	2,509	11	19	69.9	29/14
2011	*Ponder, C.	291	158	54.3	1,853	13	13	70.1	31/16
2012	Ponder, C.	483	300	62.1	2,935	18	12	81.2	21/12
2013	Cassel, M.	254	153	60.2	1,807	11	9	81.6	25/16
2014	*Bridgewater, T.	402	259	64.4	2,919	14	12	85.2	22/12
2015	Bridgewater, T.	447	292	65.3	3,231	14	9	88.7	22/11
2016	Bradford, S.	552	395	71.6	3,877	20	5	99.3	6/5
2017	Keenum, C.	481	325	67.6	3,547	22	7	98.3	7/5
2018	Cousins, K.	606	425	70.1	4,298	30	10	99.7	10/7
2019	Cousins, K.	444	307	69.1	3,603	26	6	107.4	4/2
2020	Cousins, K.	435	294	67.6	3,569	29	13	102.4	



Daunte Culpepper's 4,717 yards and 39 TDs in 2004 set Vikings passing records for a season and he earned Pro Bowl honors for the campaign.

RECEIVING

Year	Player	No.	Yds.	Avg.	Long	TD	#NFL/NFC
1961	Reichow, Jerry	50	859	17.2	51t	11	12T
1962	Reichow, Jerry	39	561	14.4	41	3	22T
1963	Flatley, Paul	51	867	17.0	62	4	10T
1964	Brown, Bill	48	703	14.6	64	9	11
1965	Flatley, Paul	50	896	17.9	58	7	10T
1966	Flatley, Paul	50	777	15.5	41	3	12T
1967	Osborn, Dave	34	272	8.0	29	1	30T
1968	Washington, Gene	46	756	16.3	61	6	9
1969	Washington, Gene	39	821	21.1	83t	9	29
1970	Washington, Gene	44	702	15.9	49t	4	16T/11T
1971	Grim, Bob	45	691	15.3	55t	7	13T/7
1972	Gilliam, John	47	1,035	22.0	66t	7	10T/5T
1973	Gilliam, John	42	907	21.6	54t	8	19T/8T
1974	Foreman, Chuck	53	586	11.1	66t	6	8/6
1975	Foreman, Chuck	73	691	9.5	33	9	1/1
1976	Foreman, Chuck	55	567	10.3	41t	1	5/2
1977	Rashad, Ahmad	51	681	13.4	48t	2	5T/1
1978	Young, Rickey	88	705	8.0	48	5	1/1
1979	Rashad, Ahmad	80	1,156	14.5	52t	9	2/1
1980	Rashad, Ahmad	69	1,095	15.9	76t	5	5/4
1981	Brown, Ted	83	694	8.4	63	2	3/2
1982	Brown, Ted	31	207	6.7	29	2	32T/17T
1983	Nelson, Darrin	51	618	12.1	68	0	33T/18T
1984	Lewis, Leo	47	830	17.7	56	4	44/23
1985	Jordan, Steve	68	795	11.7	32	0	15/7
1986	Jordan, Steve	58	859	14.8	68t	6	29T/12
1987	Carter, Anthony	38	922	24.3	73t	7	48T/19T
1988	Carter, Anthony	72	1,225	17.0	67t	6	9T/7T
1989	Carter, Anthony	65	1,066	16.4	50	4	17/12
1990	Carter, Anthony	70	1,008	14.4	56t	8	12/6
1991	Carter, Chris	72	962	13.4	50	5	9T/4
1992	Carter, Chris	53	681	12.8	44	6	33T/20
1993	Carter, Chris	86	1,071	12.5	58	9	41T/4T
1994	Carter, Chris	122	1,256	10.3	65t	7	1/1
1995	Carter, Chris	122	1,371	11.2	60t	17	21T/2T
1996	Carter, Chris	96	1,163	12.1	43t	10	5/4
1997	Carter, Chris	89	1,069	12.0	43	13	4/3
1998	Carter, Chris	78	1,011	13.0	54t	12	11T/5
1999	Carter, Chris	90	1,241	13.8	68	13	5T/2
2000	Carter, Chris	96	1,274	13.3	53	9	6/3
2001	Moss, Randy	82	1,233	15.0	73t	10	16/7
2002	Moss, Randy	106	1,347	12.7	60	7	3/1
2003	Moss, Randy	111	1,632	14.7	72	17	2/2
2004	Wiggins, Jermaine	71	705	9.9	39	4	28/14
2005	Wiggins, Jermaine	69	568	8.2	24	1	29T/12T
2006	Taylor, Travis	57	651	11.4	36	3	48T/26T
2007	Wade, Bobby	54	647	12.0	40	3	52T/27T
2008	Wade, Bobby	53	645	12.2	59t	2	56T/24T
2009	Rice, Sidney	83	1,312	15.8	63	8	12T/6T
2010	Harvin, Percy	71	868	12.2	53t	5	21T/12T
2011	Harvin, Percy	87	967	11.1	52t	6	6/4
2012	Harvin, Percy	62	677	10.9	45	3	42t/25
2013	Jennings, Greg	68	804	11.8	70t	4	39/21
2014	Jennings, Greg	59	742	12.6	38	6	58T/29T
2015	*Diggs, Stefan	52	720	13.8	40t	4	62t/30t
2016	Diggs, Stefan	84	903	10.8	46	3	16/8
2017	Thielen, Adam	91	1,276	14.0	65t	4	8/4
2018	Thielen, Adam	113	1,373	12.2	68	9	4t/3t
2019	Diggs, Stefan	63	1,130	17.9	66	6	44t/24t
2020	*Jefferson, Justin	73	1,182	16.2	71t	7	

PUNTING

Year	Player	No.	Avg.	Long	Blckd	#NFL/NFC
1961	*Mercer, Mike	63	39.0	59	2	12
1962	Mercer, Mike	19	43.5	77	0	12
1963	Cox, Fred	70	38.7	57	0	15
1964	Walden, Bobby	72	46.4	73	0	1
1965	Walden, Bobby	51	42.1	61	0	8
1966	Walden, Bobby	60	41.1	70	0	9
1967	Walden, Bobby	75	41.6	76	0	6
1968	Hill, King	35	41.0	53	0	DNQ
1969	Lee, Bob	67	40.0	56	0	10
1970	McNeill, Tom	61	38.0	64	0	25/12
1971	Lee, Bob	89	39.6	58	0	20/10
1972	Eischeid, Mike	62	42.7	61	1	5T/2T
1973	Eischeid, Mike	66	39.8	57	0	21/12
1974	Eischeid, Mike	73	36.1	50	1	25/12
1975	*Clabo, Neil	73	41.1	62	2	7/4
1976	Clabo, Neil	69	38.8	55	0	19/8
1977	Clabo, Neil	83	39.8	69	0	11/7
1978	Coleman, Greg	51	39.0	59	1	14/7
1979	Coleman, Greg	90	39.5	70	1	20/10
1980	Coleman, Greg	81	38.8	67	0	24/13
1981	Coleman, Greg	88	41.4	73	0	12/7
1982	Coleman, Greg	58	41.1	67	0	13/9
1983	Coleman, Greg	91	41.5	65	0	12T/4T
1984	Coleman, Greg	82	42.4	62	0	7/2
1985	Coleman, Greg	67	42.8	62	0	7/4
1986	Coleman, Greg	67	41.4	69	0	11/7
1987	Coleman, Greg	45	39.7	54	1	19/9
1988	Scribner, Bucky	84	40.3	55	2	15T/8
1989	Scribner, Bucky	72	39.8	55	0	19/9
1990	Newsome, Harry	78	42.3	61	1	7T/5
1991	Newsome, Harry	68	45.5	65	0	2/1
1992	Newsome, Harry	72	45.0	84	1	2/1
1993	Newsome, Harry	90	42.9	64	0	12T/6T
1994	Saxon, Mike	77	42.9	67	0	7T/5
1995	Saxon, Mike	72	40.9	60	0	23T/11T
1996	Berger, Mitch	88	41.1	63	2	26/13
1997	Berger, Mitch	73	42.9	65	0	13T/5T
1998	Berger, Mitch	55	44.7	67	0	7T/3
1999	Berger, Mitch	61	45.4	75	0	2/1
2000	Berger, Mitch	62	44.7	60	0	4T/1
2001	Berger, Mitch	47	43.5	67	0	7T/2T
2002	Richardson, Kyle	62	39.9	59	1	28T/14
2003	*Johnson, Eddie	56	39.1	55	1	27/14
2004	Bennett, Darren	57	39.3	61	0	29/15
2005	*Kluwe, Chris	71	44.1	62	0	6/2
2006	Kluwe, Chris	93	42.3	68	0	25/14
2007	Kluwe, Chris	81	44.7	70	0	8/4
2008	Kluwe, Chris	73	47.6	62	1	4/3
2009	Kluwe, Chris	73	43.9	60	0	15/7
2010	Kluwe, Chris	83	43.0	59	0	21/11
2011	Kluwe, Chris	77	45.7	60	0	13/4
2012	Kluwe, Chris	72	45.0	59	0	22/10
2013	*Locke, Jeff	75	44.2	65	0	24/12
2014	Locke, Jeff	75	44.2	62	1	23/10
2015	Locke, Jeff	66	41.6	61	0	32/16
2016	Locke, Jeff	74	42.6	72	0	29/14
2017	Quigley, Ryan	71	42.2	56	0	32/16
2018	Wile, Matt	72	45.2	70	1	15/10
2019	Colquitt, Britton	62	45.2	59	0	19/9
2020	Colquitt, Britton	47	44.9	59	2	

*rookie

#receptions/gross punt average ranks



Paul Flatley earned NFL Rookie of the Year honors in 1963 and a Pro Bowl berth in 1966 while leading the Vikings in receiving in 1963, '65 and '66.

SCORING

Year	Player	TD	PAT	FG	Tot.	#NFL/NFC
1961	Reichow, Jerry.....	11	–	–	66	16T
1962	Christopherson, Jim.....	–	28	11	61	20
1963	Cox, Fred.....	–	39	12	75	10
1964	Cox, Fred.....	–	40	21	103	6
1965	Cox, Fred.....	–	44	23	113	3
1966	Cox, Fred.....	–	34	18	88	11
1967	Cox, Fred.....	–	26	17	77	8
1968	Cox, Fred.....	–	31	19	88	6
1969	Cox, Fred.....	–	43	26	121	1
1970	Cox, Fred.....	–	35	30	125	1/1
1971	Cox, Fred.....	–	25	22	91	87/4T
1972	Cox, Fred.....	–	34	21	97	97/5T
1973	Cox, Fred.....	–	33	21	96	12/8
1974	Foreman, Chuck.....	15	–	–	90	4T/3
1975	Foreman, Chuck.....	22	–	–	132	2/1
1976	Cox, Fred.....	–	32	19	89	5/3
1977	Foreman, Chuck.....	9	–	–	54	24T/9T
	White, Sammy.....	9	–	–	54	24T/9T
1978	Danmeier, Rick.....	–	36	12	72	19T/7T
1979	Danmeier, Rick.....	–	28	13	67	30/12
1980	Danmeier, Rick.....	–	33	16	81	16T/7T
1981	Danmeier, Rick.....	–	34	21	97	15/8
1982	Danmeier, Rick.....	–	23	8	47	26/15
1983	Ricardo, Benny.....	–	33	25	108	13/9
1984	Stenerud, Jan.....	–	30	20	90	24/12
1985	Stenerud, Jan.....	–	41	15	86	25/14
1986	Nelson, Chuck.....	–	44	22	110	4/3
1987	Nelson, Chuck.....	–	36	13	75	20T/10
1988	Nelson, Chuck.....	–	48	20	108	97/4T
1989	Karlis, Rich.....	–	27	31	120	37/3T
1990	Igwebuike, Donald.....	–	19	14	61	39/21
1991	Revez, Fuad.....	–	34	17	85	21T/11T
1992	Revez, Fuad.....	–	45	19	102	12/5
1993	Revez, Fuad.....	–	27	26	105	14T/7
1994	Revez, Fuad.....	–	30	34	132	2T/1T
1995	Revez, Fuad.....	–	44	26	122	7T/4T
1996	Sisson, Scott.....	–	30	22	96	21/9
1997	Carter, Cris.....	13	–	3 (2pt)	84	26T/11T
1998	Anderson, Gary.....	–	59	35	164	1/1
1999	Anderson, Gary.....	–	46	19	103	20/7
2000	Anderson, Gary.....	–	45	22	111	11/6
2001	Anderson, Gary.....	–	29	15	74	33T/15
2002	Anderson, Gary.....	–	36	18	90	28T/14
2003	Elling, Aaron.....	–	48	18	102	17T/8T
	Moss, Randy.....	17	–	–	102	17T/8T
2004	Andersen, Morten.....	–	45	18	99	20T/7T
2005	Edinger, Paul.....	–	31	25	106	19/7
2006	Longwell, Ryan.....	–	27	21	90	31/14
2007	Longwell, Ryan.....	–	39	20	99	24T/11T
2008	Longwell, Ryan.....	–	40	29	127	7T/6T
2009	Longwell, Ryan.....	–	54	26	132	3/2
2010	Longwell, Ryan.....	–	30	17	81	28/15
2011	Longwell, Ryan.....	–	38	22	104	23/13
2012	*Walsh, Blair.....	–	36	35	141	4/3
2013	Walsh, Blair.....	–	43	26	121	15/7
2014	Walsh, Blair.....	–	29	26	107	20/10
2015	Walsh, Blair.....	–	33	34	135	4/3
2016	Forbath, Kai.....	–	11	15	56	48T/25T
2017	Forbath, Kai.....	–	34	32	130	10T/5T
2018	Bailey, Dan.....	–	30	21	93	23T/14T
2019	Bailey, Dan.....	–	40	27	121	6/4
2020	Cook, Dalvin.....	16	--	3 (2pt)	102	

FIELD GOALS

Year	Player	Att.	Made	Pct.	Long	#NFL/NFC
1961	*Mercer, Mike.....	21	9	42.9	34	11
1962	Christopherson, Jim.....	20	11	55.0	44	6T
	Cox, Fred.....	24	12	50.0	46	7T
1964	Cox, Fred.....	33	21	63.6	47	3
1965	Cox, Fred.....	35	23	65.7	53	1
1966	Cox, Fred.....	33	18	54.5	44	10
1967	Cox, Fred.....	33	17	51.5	44	7
1968	Cox, Fred.....	29	19	65.5	45	3
1969	Cox, Fred.....	37	26	70.3	48	1
1970	Cox, Fred.....	46	30	65.2	47	8/5
1971	Cox, Fred.....	32	22	68.7	47	5/3
1972	Cox, Fred.....	33	21	63.6	43	13T/4T
1973	Cox, Fred.....	35	21	60.0	41	19T/9T
1974	Cox, Fred.....	20	12	60.0	46	14T/7T
1975	Cox, Fred.....	17	13	76.4	52	6/4
1976	Cox, Fred.....	31	19	61.3	49	11/7
1977	Cox, Fred.....	17	8	47.1	42	23/12
1978	Danmeier, Rick.....	19	12	63.2	47	18T/11
1979	Danmeier, Rick.....	22	13	59.1	44	22T/11
1980	Danmeier, Rick.....	26	16	61.5	47	18T/9
1981	Danmeier, Rick.....	25	21	84.0	45	2/2
1982	Danmeier, Rick.....	14	8	57.1	43	24T/12T
1983	Ricardo, Benny.....	33	25	75.8	47	14/7
1984	Stenerud, Jan.....	23	20	87.0	54	1/1
1985	Stenerud, Jan.....	26	15	57.7	49	25/12
1986	Nelson, Chuck.....	28	22	78.6	53	4/2
1987	Nelson, Chuck.....	24	13	54.2	51	27/13
1988	Nelson, Chuck.....	25	20	80.0	49	6/2
1989	Karlis, Rich.....	39	31	79.5	51	5/3
1990	Igwebuike, Donald.....	16	14	87.5	48	4/1
1991	Revez, Fuad.....	24	17	70.8	50	17/9
1992	Revez, Fuad.....	25	19	76.0	52	12/6
1993	Revez, Fuad.....	35	26	74.3	51	10T/6T
1994	Revez, Fuad.....	39	34	87.2	51	3/1
1995	Revez, Fuad.....	36	26	72.2	51	13T/6T
1996	Sisson, Scott.....	29	22	75.9	44	18T/8T
1997	Murray, Eddie.....	17	12	70.6	49	28T/14
1998	Anderson, Gary.....	35	35	100.0	53	2/1
1999	Anderson, Gary.....	30	19	63.3	44	23T/9T
2000	Anderson, Gary.....	23	22	95.7	49	17T/9
2001	Anderson, Gary.....	18	15	83.3	44	29/14
2002	Anderson, Gary.....	23	18	78.3	53	23/12
2003	Elling, Aaron.....	25	18	72.0	51	23T/12
2004	Andersen, Morten.....	22	18	81.8	48	23T/11T
2005	Edinger, Paul.....	34	25	73.5	56	12T/6T
2006	Longwell, Ryan.....	25	21	84.0	49	22T/11
2007	Longwell, Ryan.....	24	20	83.3	55	28/14
2008	Longwell, Ryan.....	34	29	85.3	54	8T/5T
2009	Longwell, Ryan.....	28	26	92.9	52	10T/4
2010	Longwell, Ryan.....	18	17	94.4	48	26/15
2011	Longwell, Ryan.....	28	22	78.6	53	25T/12T
2012	*Walsh, Blair.....	38	35	92.1	56	1/1
2013	Walsh, Blair.....	30	26	86.7	54	13T/6T
2014	Walsh, Blair.....	35	26	74.3	55	15T/7
2015	Walsh, Blair.....	39	34	87.2	54	1/1
2016	Forbath, Kai.....	15	15	100.0	51	31T/15
2017	Forbath, Kai.....	38	32	84.2	53	9T/4T
2018	Bailey, Dan.....	28	21	75.0	52	20/12
2019	Bailey, Dan.....	29	27	93.1	50	8T/3T
2020	Bailey, Dan.....	20	14	70.0	53	

*rookie
#total points/FGs made ranks



Sammy White tied for the Vikings scoring lead in 1977, matching Chuck Foreman's 9 TDs on the season. Both players earned Pro Bowl berths for their seasons, the last time a Vikings WR and RB were honored in the same season until 1998 (Robert Smith, Cris Carter, Randy Moss).

KICKOFF RETURNS

Year	Player	No.	Yds.	Avg.	Long	TD	#NFL/NFC
1961	*Mason, Tommy	25	603	24.1	42	0	15
1962	Butler, Billy	26	588	22.6	45	0	17
1963	Butler, Billy	33	713	21.6	35	0	17
1964	Butler, Billy	26	597	23.0	34	0	17
1965	*Ritzel, Lance	23	602	26.2	101t	1	10
1966	Fitzgerald, Mike	14	301	21.5	28	0	21
1967	Jones, Clinton	25	597	23.8	96t	1	14
1968	*West, Charlie	22	576	26.1	82	0	6
1969	Jones, Clinton	17	444	26.1	71	0	7
1970	Jones, Clinton	19	452	23.7	41	0	17/7
1971	West, Charlie	24	556	23.0	36	0	19/13
1972	Gilliam, John	14	369	26.3	47	0	8/6
1973	McClanahan, Brent	16	410	25.6	45	0	14/5
1974	McClanahan, Brent	23	549	23.9	52	0	20/10
1975	McClanahan, Brent	17	360	21.2	42	0	30/15
1976	*Willis, Leonard	24	552	23.0	57	0	19/8
1977	Moore, Manfred	24	523	21.8	48	0	25/15
1978	*Miller, Kevin	40	856	21.4	38	0	24/10T
1979	Edwards, Jimmy	44	1103	25.1	83	0	2/1
1980	Payton, Eddie	53	1184	22.3	59	0	14/7/7
1981	Payton, Eddie	39	898	23.0	99t	1	11/6
1982	Redwine, Jarvis	12	286	23.8	76	0	5/3
1983	Nelson, Darrin	18	445	24.7	50	0	3/1
1984	Nelson, Darrin	39	891	22.8	47	0	6/3
1985	*Rhymes, Buster	53	1,345	25.4	88	0	5/4
1986	Bess, Rufus	31	705	22.7	43	0	9/4
1987	Guggemos, Neal	36	808	22.4	42	0	7/7/5T
1988	*Harris, Darryl	39	833	21.4	30	0	12/4/4T
1989	Nelson, Darrin	14	307	21.9	32	0	DNQ
1990	Walker, Herschel	44	966	22.0	64	0	7/5
1991	Nelson, Darrin	31	682	22.0	50	0	9/6
1992	Nelson, Darrin	29	626	21.6	53	0	10/7/7
1993	*Ismail, Qadry	42	902	21.5	47	0	10/7
1994	Ismail, Qadry	35	807	23.1	61	0	13/10
1995	Ismail, Qadry	42	1,037	24.7	71	0	7/1/2
1996	Ismail, Qadry	28	527	18.8	32	0	38/19
1997	Palmer, David	32	711	22.2	62	0	20/13
1998	Palmer, David	50	1,176	23.5	88t	1	18/9
1999	Tate, Robert	25	627	25.1	76t	1	4/3
2000	*Walters, Troy	30	692	23.1	38	0	18/9
2001	Jacquet, Nate	46	1,012	22.0	53	0	24/13
2002	Williams, Moe	24	516	21.5	51	0	32/20
2003	*Smith, Ontario	27	588	21.8	46	0	24/13
2004	Campbell, Kelly	35	760	21.7	55	0	26/14
2005	Robinson, Koren	47	1,221	26.0	86t	1	5/1
2006	Johnson, Bethel	45	1,054	23.4	65	0	21/10
2007	*Allison, Aundrae	20	574	28.7	104t	1	3/1
2008	Hicks, Maurice	29	690	23.8	38	0	24/13
2009	*Harvin, Percy	42	1,156	27.5	101t	2	4/3/7
2010	Harvin, Percy	40	933	23.3	95t	1	21/9
2011	Harvin, Percy	16	520	32.5	104	1	DNQ
2012	Harvin, Percy	16	574	35.9	105t	1	DNQ
2013	*Patterson, Cordarrelle	43	1,393	32.4	109t	2	1/1
2014	Patterson, Cordarrelle	34	871	25.6	51	0	6/2
2015	Patterson, Cordarrelle	32	1,019	31.8	101t	2	1/1
2016	Patterson, Cordarrelle	25	792	31.7	104t	1	1/1
2017	McKinnon, Jerick	12	312	26.0	39	0	DNQ
2018	Abdullah, Ameer	10	258	25.8	33	0	DNQ
2019	Abdullah, Ameer	13	325	25.0	38	0	DNQ
2020	*Osborn, KJ	14	303	21.6	38	0	DNQ

*rookie

#KR average/PR average ranks

PUNT RETURNS

Year	Player	No.	Yds.	Avg.	Long	TD#	NFL/NFC
1961	*Mason, Tommy	14	146	10.4	23	0	5
1962	Butler, Billy	12	169	14.1	46	0	DNQ
1963	Butler, Billy	21	220	10.5	60t	1	4
1964	Butler, Billy	22	156	7.1	32	0	12
1965	Mason, Tommy	9	63	7.0	17	0	DNQ
1966	Sharockman, Ed	9	95	10.5	76	0	DNQ
1967	Grim, Bob	25	101	4.0	81	0	12
1968	*West, Charlie	20	201	10.0	98t	1	4
1969	West, Charlie	39	245	6.3	55	0	6
1970	West, Charlie	29	169	5.8	53	0	24/10
1971	West, Charlie	18	94	5.2	16	0	22/9
1972	Gilliam, John	16	110	6.8	23	0	137/6T
1973	Bryant, Bobby	25	140	5.6	16	0	26/12
1974	Wallace, Jackie	25	191	7.6	30	0	30/15
1975	Bryant, Bobby	19	125	6.6	16	0	25/15
1976	*Willis, Leonard	30	207	6.9	29	0	27/13T
1977	Moore, Manfred	47	277	5.9	28	0	33/15
1978	*Miller, Kevin	48	239	5.0	47	0	30/15
1979	Edwards, Jimmy	33	186	5.6	42	0	26/12
1980	Payton, Eddie	34	251	7.4	19	0	25/13
1981	Payton, Eddie	38	303	8.0	28	0	18/10
1982	Payton, Eddie	22	179	8.1	35	0	13/6
1983	Bess, Rufus	21	158	7.5	23	0	25/13
1984	Nelson, Darrin	23	180	7.8	21	0	19/9
1985	Nelson, Darrin	16	133	8.3	21	0	DNQ
1986	Bess, Rufus	23	162	7.0	15	0	20/10
1987	Lewis, Leo	22	275	12.5	78t	1	57/3T
1988	Lewis, Leo	58	550	9.5	64	0	12/5
1989	Lewis, Leo	44	446	10.1	65	0	8/7
1990	Lewis, Leo	25	180	7.2	30	0	18/12
1991	Lewis, Leo	30	225	7.5	44	0	19/14
1992	Parker, Anthony	33	336	10.2	42	0	9/4
1993	*Guliford, Eric	29	212	7.3	50	0	21/10
1994	*Palmer, David	30	193	6.4	20	0	24/11
1995	Palmer, David	26	342	13.2	74t	1	1/1
1996	Palmer, David	22	216	9.8	69t	1	12/6
1997	Palmer, David	34	444	13.1	57	0	3/1
1998	Palmer, David	28	289	10.3	53	0	14/8
1999	Moss, Randy	17	162	9.5	64t	1	DNQ
2000	*Walters, Troy	15	217	14.5	63	0	DNQ
2001	Jacquet, Nate	29	219	7.6	23	0	22/12
2002	*Davis, Nick	24	190	7.9	57	0	17/12
2003	*Howry, Keenan	35	247	7.1	52	0	25/11
2004	Burleson, Nate	25	214	8.6	91t	1	16/7
2005	Moore, Mewelde	21	245	11.7	71t	1	3/2
2006	Moore, Mewelde	36	365	10.1	71t	1	11/4
2007	Moore, Mewelde	13	130	10.0	42	0	DNQ
2008	Berrian, Bernard	7	114	16.3	82t	1	DNQ
2009	Reynaud, Darius	30	308	10.3	36	0	97/4
2010	Camarrillo, Greg	39	359	9.2	52	0	16/9
2011	Sherels, Marcus	33	277	8.4	53	0	23/10
2012	Sherels, Marcus	32	287	9.0	77t	1	17/7
2013	Sherels, Marcus	22	335	15.2	86t	1	2/1
2014	Sherels, Marcus	27	297	11.0	35	0	6/3
2015	Sherels, Marcus	34	311	9.1	65t	1	12/7
2016	Sherels, Marcus	21	292	13.9	79t	2	2/1
2017	Sherels, Marcus	39	372	9.5	46	0	7/4
2018	Sherels, Marcus	23	276	12.0	70	0	6/2
2019	Hughes, Mike	14	104	7.4	23	0	DNQ
2020	*Osborn, KJ	7	22	3.1	8	0	DNQ



Mewelde Moore had a pair of punt return TDs in consecutive seasons in 2005 and 2006 and led the club in punt returns from 2005-07.

INTERCEPTIONS

Year	Player	No.	Yds.	Avg.	Long	TD	#NFL/NFC
1961	*Hawkins, Rip	5	70	14.0	34	0	16T
1962	Sharockman, Ed	6	92	15.3	32	0	9T
1963	Sharockman, Ed	5	93	18.6	47	1	14T
1964	*Rose, George	6	48	8.0	32	1	5T
1965	Sharockman, Ed	6	118	19.7	40	1	3T
1966	Hackbart, Dale	5	73	14.6	41t	1	9T
1967	Mackbee, Earsell	5	98	19.6	40	1	13T
1968	Krause, Paul	7	82	11.7	29	0	7T
1969	Bryant, Bobby	8	97	12.1	56	0	2T
1970	Sharockman, Ed	7	132	18.8	43	1	5T/2T
1971	West, Charlie	7	236	33.7	89	0	6T/3
1972	Krause, Paul	6	109	18.1	35	2	7T/3T
1973	Bryant, Bobby	7	105	15.0	46	1	3/1
1974	Wright, Nate	6	91	15.2	44	0	9T/4T
1975	Krause, Paul	10	201	20.1	81	0	2/1
1976	Wright, Nate	7	47	6.6	21	0	6T/4T
1977	Bryant, Bobby	4	44	11.0	41	0	29T/15T
1978	Bryant, Bobby	7	69	9.9	23	0	6T/4T
1979	Hannon, Tommy	4	85	21.3	52	0	32T/13T
	Wright, Nate	4	44	11.0	32	0	32T/13T
1980	Turner, John	6	22	3.7	13	0	13T/4T
1981	Hannon, Tommy	4	28	7.0	28	0	32T/20T
	Teal, Willie	4	23	5.8	15	0	32T/20T
1982	Teal, Willie	4	15	3.8	13	0	9T/4T
1983	Turner, John	6	37	6.7	22	0	15T/8T
	Swain, John	6	12	2.0	11	0	15T/8T
1984	Bess, Rufus	3	7	2.4	7	0	53T/24T
1985	Turner, John	5	62	12.4	25	0	21T/10T
1986	Holt, Issiac	8	54	6.8	27	0	5T/4T
1987	Browner, Joey	6	67	11.2	23	0	27T/2T
1988	Lee, Carl	8	118	14.8	58t	2	27T/2T
1989	Browner, Joey	5	70	14.0	34	0	16T/9T
1990	Browner, Joey	7	103	14.7	31	1	3T/2T
1991	Browner, Joey	5	97	19.4	45	0	8T/5T
1992	McMillian, Audray	8	157	19.6	61t	2	1T/1
1993	Glenn, Vencie	5	49	9.8	23	0	14T/6T
1994	Parker, Anthony	4	99	24.8	44t	2	21T/12T
	Glenn, Vencie	4	55	13.8	32	0	21T/12T
1995	*Thomas, Orlando	9	108	12.0	45t	1	1/1
1996	Thomas, Orlando	5	57	11.4	34	0	11T/6T
1997	Washington, D.	4	71	17.8	27	0	23T/16T
1998	Hitchcock, Jimmy	7	242	34.6	79t	3	5T/2T
1999	Griffith, Robert	3	0	0.0	0	0	43/21
2000	Wong, Kailee	2	28	14.0	14	0	65T/34T
	Tate, Robert	2	12	6.0	12	0	65T/34T
2001	Griffith, Robert	2	25	12.5	14	0	72T/37T
	*Kelly, Eric	2	-7	-3.5	2	0	72T/37T
2002	Biekert, Greg	4	26	6.5	20	0	22T/11T
2003	Russell, Brian	9	185	20.6	50	0	17T/1T
2004	Winfield, Antoine	3	89	29.7	56	0	48T/23T
2005	Sharper, Darren	9	276	30.7	92t	2	3/1
2006	Smith, Dwight	4	81	20.3	47	0	18T/7T
	Winfield, Antoine	4	33	8.3	26	1	18T/7T
	Sharper, Darren	4	10	2.5	10	0	18T/7T
2007	Smith, Dwight	4	112	28.0	93t	1	23T/11T
	Sharper, Darren	4	61	15.3	41	1	23T/11T
2008	Leber, Ben	2	29	14.5	28	0	31T/15T
	Sapp, Benny	2	13	6.5	14	0	31T/15T
	Winfield, Antoine	2	5	2.5	4	0	31T/15T
	Williams, Madieu	2	-1	-0.5	0	0	31T/15T
2009	Griffin, Cedric	4	-2	-0.5	0	0	23T/14T
2010	Henderson, E.J.	3	10	3.3	10	0	31T/21T
	Abdullah, Husain	3	5	1.7	5	0	31T/21T
2011	Sanford, Jamaica	2	69	34.5	52	0	62T/41T
2012	*Smith, Harrison	3	87	29.0	56t	2	29T/17T
	Winfield, Antoine	3	37	12.3	31	0	29T/17T
2013	Greenway, Chad	3	23	7.7	23	0	32T/18T
2014	Smith, Harrison	5	150	30.0	81t	1	3t/2t
2015	Newman, Terence	3	4	1.3	4	0	24t/10t
2016	Rhodes, Xavier	5	133	26.6	100t	1	5t/2t
2017	Smith, Harrison	5	42	8.4	19	0	5t/2t
2018	Smith, Harrison	3	66	22.0	52	0	18t/10t
	Harris, Anthony	3	33	11.0	33	0	18t/10t
2019	Harris, Anthony	6	42	7.0	20t	1	1t/1
2020	Smith, Harrison	4	24	6.0	16	0	

*rookie

#interception ranks

TACKLES (DEFENSIVE ONLY)

Year	Player	Solo	Assists	Total
1961	*Hawkins, Rip	100	26	126
1962	Hawkins, Rip	74	16	90
1963	Hawkins, Rip	94	20	114
1964	Hawkins, Rip	61	38	99
1965	Vargo, Larry	78	10	88
1966	Warwick, Lonnie	66	26	92
1967	Warwick, Lonnie	90	23	113
1968	Page, Alan	66	30	96
1969	Warwick, Lonnie	70	6	76
1970	Warwick, Lonnie	60	11	71
1971	Hilgenberg, Wally	87	23	110
1972	Page, Alan	99	33	132
1973	Siemon, Jeff	112	43	155
1974	Siemon, Jeff	105	46	151
1975	Page, Alan	82	40	122
1976	Siemon, Jeff	120	41	161
1977	McNeill, Fred	92	44	136
1978	Siemon, Jeff	170	59	229
1979	Blair, Matt	132	37	169
1980	Studwell, Scott	151	54	205
1981	Studwell, Scott	156	74	230
1982	Studwell, Scott	85	37	122
1983	Studwell, Scott	132	83	215
1984	Studwell, Scott	147	71	213
1985	Studwell, Scott	102	97	204
1986	Browner, Joey	98	41	139
	Solomon, Jesse	92	29	121
1987	Browner, Joey	87	34	121
	Studwell, Scott	81	45	126
1988	Studwell, Scott	101	71	172
1989	Studwell, Scott	99	54	153
1990	Merriveather, Mike	101	88	189
1991	Merriveather, Mike	110	39	149
1992	Del Rio, Jack	108	61	169
1993	Del Rio, Jack	118	67	185
1994	Del Rio, Jack	96	40	136
1995	McDaniel, Ed	89	57	146
1996	Brady, Jeff	77	58	135
1997	McDaniel, Ed	100	55	155
1998	McDaniel, Ed	110	56	166
1999	McDaniel, Ed	94	40	134
2000	Wong, Kailee	90	26	116
2001	Biekert, Greg	72	75	147
2002	Chavous, Corey	86	22	108
2003	Henderson, E.J.	92	43	125
2004	Cowart, Sam	70	34	104
2005	Henderson, E.J.	95	47	142
2006	Henderson, E.J.	117	38	155
2007	Greenway, Chad	103	47	150
2008	Greenway, Chad	88	39	127
2009	Greenway, Chad	106	43	149
2010	Greenway, Chad	104	70	174
2011	Greenway, Chad	121	70	191
2012	Greenway, Chad	113	54	167
2013	Smith, Harrison	82	38	120
2014	*Kendricks, Eric	80	25	105
2015	Kendricks, Eric	86	40	126
2016	Kendricks, Eric	87	49	136
2017	Kendricks, Eric	77	43	120
2018	Kendricks, Eric	88	42	130
2019	Kendricks, Eric	70	37	107



Scott Studwell led the team in tackles 8 times during his career and holds the team's all-time record with 1,981 stops.

SACKS

Year	Player	Sacks	Year	Player	Sacks	Year	Player	Sacks
1961	Marshall, Jim	6.0	1978	Mullaney, Mark	9.0	1992	Doleman, Chris	14.5
1962	Marshall, Jim	9.0	1979	Mullaney, Mark	8.0	1993	Doleman, Chris	12.5
1963	Hultz, Don	10.5	1980	*Martin, Doug	5.0		Randle, John	12.5
	Marshall, Jim	10.5		Mullaney, Mark	5.0	1994	Randle, John	13.5
1964	Marshall, Jim	11.5	1981	Blair, Matt	6.0	1995	Randle, John	10.5
1965	Marshall, Jim	7.5		Sutherland, Doug	5.0	1996	Randle, John	11.5
1966	Marshall, Jim	7.0		Holloway, Randy	6.0	1997	Randle, John	15.5
1967	*Page, Alan	8.5	1982	Martin, Doug	10.5	1998	Randle, John	10.5
1968	Page, Alan	11.0	1983	Martin, Doug	12.0	1999	Randle, John	10.0
1969	Eller, Carl	15.0	1984	Holloway, Randy	5.0	2000	Randle, John	8.0
	Marshall, Jim	15.0		Johnson, Charlie	5.0	2001	Hovan, Chris	6.0
1970	Eller, Carl	13.0	1985	*Millard, Keith	11.0	2002	Johnstone, Lance	7.0
1971	Page, Alan	9.0	1986	Millard, Keith	10.5	2003	*Williams, Kevin	10.5
1972	Eller, Carl	7.0	1987	Doleman, Chris	11.0	2004	Williams, Kevin	11.5
1973	Eller, Carl	11.0	1988	Millard, Keith	8.0	2005	Johnstone, Lance	7.5
1974	Page, Alan	11.0		Doleman, Chris	8.0	2006	Scott, Darrian	5.5
1975	Page, Alan	13.0	1989	Doleman, Chris	21.0	2007	Edwards, Ray	5.0
1976	Page, Alan	18.0	1990	Doleman, Chris	11.0		Leber, Ben	5.0
1977	Eller, Carl	15.0	1991	Randle, John	9.5		Udeze, Kenechi	11.0
						2008	Allen, Jared	14.5

*rookie

SPECIAL TEAM TACKLES

Year	Player	Tackles	Year	Player	Tackles	Year	Player	Tackles
1961	*Morris, Jack	18	1978	Allen, Nate	20	1996	Walsh, Chris	16
1962	Sumner, Charlie	12	1979	*Nord, Keith	21	1997	Morrow, Harold	32
1963	Dillon, Terry	29	1980	Nord, Keith	26	1998	*Mays, Kivuusama	20
1964	Sharockman, Ed	12	1981	Nord, Keith	17	1999	Morrow, Harold	26
1965	Barnes, Bill	13	1982	Nord, Keith	23	2000	Nelson, Jim	29
1966	Hackbart, Dale	13	1983	*Browner, Joey	38	2001	Morrow, Harold	17
1967	Kirby, John	16	1984	Ashley, Walker Lee	28	2002	*Brewer, Jack	26
1968	Denny, Earl	21	1985	Lee, Carl	23	2003	*Henderson, E.J.	27
1969	Mike Reilly	16	1986	Ashley, Walker Lee	25	2004	Winfield, Antoine	18
1970	Hackbart, Dale	14	1987	Ashley, Walker Lee	21	2005	Owens, Richard	22
1971	Gersbach, Carl	25	1988	Henderson, Wyman	23	2006	Farwell, Heath	25
1972	Wertz, Charlie	20	1989	Dusbabek, Mark	23	2007	Farwell, Heath	32
1973	Martin, Amos	19	1990	McMillian, Audray	20	2008	Abdullah, Husain	24
1974	Martin, Amos	23	1991	Eilers, Pat	22	2009	Onatolu, Kenny	24
1975	McNeill, Fred	18	1992	Reed, Jake	21	2010	Farwell, Heath	19
1976	Blair, Matt	18	1993	Manusky, Greg	26	2011	Frampton, Eric	22
1977	Allen, Nate	35	1994	Abrams, Bobby	28	2012	McKenzie, Tyrone	20
			1995	Griffith, Robert	29	2013	Blanton, Robert	19

*rookie



Chris Doleman led or tied for the team lead in sacks 6 times during his Vikings career, including the 1989 season when he notched a 21.0-sack campaign that stood as the team record until 2011 when Jared Allen had 22.0. Doleman led an impressive defensive line that featured Pro Bowlers Keith Millard, Henry Thomas and John Randle during his Vikings career. Since the NFL officially kept sacks as a statistic in 1982, Doleman's 21.0 ranks tied for 5th in a season and Allen's 22.0 is tied for 2nd. The Vikings are the only team to have 2 players with 21+ sacks in a season in NFL history. Doleman's 21-sack effort in '89 helped the Vikings amass 71.0 sacks for the season, the 2nd-best team total in NFL history, trailing only Chicago's 72.0 in 1984.

VIKINGS INDIVIDUAL RECORDS

1961-77 - 14 games; 1978-2019 - 16 games

Note: The 1982 regular season was reduced to nine games and the 1987 season to 15 games due to players' strike

COACHES

Games

- 259 Bud Grant, 1967-83, 85
- 159 Dennis Green, 1992-01
- 110 **Mike Zimmer, 2014-**
- 95 Jerry Burns, 1986-91

Wins

- 158 Bud Grant, 1967-83, 85
- 97 Dennis Green, 1992-01
- 63 **Mike Zimmer, 2014-**
- 52 Jerry Burns, 1986-91

Consecutive Wins

- 13 Bud Grant, 1974-75
- 12 Bud Grant, 1969
- 10 Dennis Green, 1999-00
- 9 Bud Grant, 1973
- 9 Dennis Green, 1998-99
- 9 Mike Tice, 2002-03

Losses

- 96 Bud Grant, 1967-83, 85
- 62 Dennis Green, 1992-01
- 51 Norm Van Brocklin, 1961-66

Consecutive Losses

- 7 Norm Van Brocklin, 1961
- 7 Norm Van Brocklin, 1961-62
- 6 Les Steckel, 1984
- 6 Leslie Frazier, 2011

Winning Percentage

- 62.0 Bud Grant, 1967-83, 85 (158-96-5)
- 61.0 Dennis Green, 1992-01 (97-62)
- 57.0 **Mike Zimmer, 2014- (63-46-1)**
- 54.7 Jerry Burns, 1986-91 (52-43)

Seasons

- 18 Bud Grant, 1967-83, 85
- 10 Dennis Green, 1992-01
- 7 **Mike Zimmer, 2014-20**
- 6 Norm Van Brocklin, 1961-66
- 6 Jerry Burns, 1986-91

Consecutive Winning Seasons

- 6 Bud Grant, 1973-78
- 5 Dennis Green, 1996-00
- 4 Bud Grant, 1968-71
- 4 Jerry Burns, 1986-89

Division Titles

- 11 Bud Grant, 1968-71, '73-78, '80
- 4 Dennis Green, 1992, '94, '98, 2000
- 2 **Mike Zimmer, 2015, '17**
- 2 Brad Childress, 2008-09
- 1 Jerry Burns, 1989

Consecutive Division Titles

- 6 Bud Grant, 1973-78
- 4 Bud Grant, 1968-71
- 2 Brad Childress, 2008-09

SERVICE

Most Seasons

- 19 Jim Marshall, 1961-79
- 17 Mick Tingelhoff, 1962-78
- 15 Carl Eller, 1964-78
- 15 Ron Yary, 1968-82
- 15 Roy Winston, 1962-76
- 15 Fred Cox, 1963-77

Most Games Played

- 270 Jim Marshall, 1961-79
- 240 Mick Tingelhoff, 1962-78
- 210 Fred Cox, 1963-77
- 209 Carl Eller, 1964-78
- 202 Scott Studwell, 1977-90

Most Consecutive Games Played

- 270 Jim Marshall, 1961-79
- 240 Mick Tingelhoff, 1962-78
- 210 Fred Cox, 1963-77

Most Games Started

- 270 Jim Marshall, 1961-79
- 240 Mick Tingelhoff, 1962-78
- 201 Carl Eller, 1964-78

Most Consecutive Games Started

- 270 Jim Marshall, 1961-79
- 240 Mick Tingelhoff, 1962-78
- 181 Tim Irwin, 1982-93

SCORING

Most Seasons Leading Team

- 12 Fred Cox, 1963-73, 1976
- 6 Ryan Longwell, 2006-11
- 5 Rick Danmeier, 1978-82
- 5 Fuad Reveziz, 1991-95
- 5 Gary Anderson, 1998-02

Most Consecutive Seasons Leading Team

- 11 Fred Cox, 1963-73
- 6 Ryan Longwell, 2006-11
- 5 Rick Danmeier, 1978-82
- 5 Fuad Reveziz, 1991-95
- 5 Gary Anderson, 1998-02

POINTS

Career

- 1,365 Fred Cox, 1963-77 (519-pat, 282-fg)
- 670 Cris Carter, 1990-01 (110-td, 5-2 pt)
- 633 Ryan Longwell, 2006-11 (228-pat, 135-fg)
- 614 Adrian Peterson, 2007-16 (102-td, 1-2 pt)
- 598 Fuad Reveziz, 1991-95 (199-pat, 133-fg)

Season

- 164 Gary Anderson, 1998 (59-pat, 35-fg)
- 141 Blair Walsh, 2012 (36-pat, 35-fg)
- 135 Blair Walsh, 2015 (33-pat, 34-fg)
- 132 Ryan Longwell, 2009 (54-pat, 26-fg)
- 132 Fuad Reveziz, 1994 (30-pat, 34-fg)
- 132 Chuck Foreman, 1975 (22-td)

Most Seasons, 100 or More Points

- 4 Fred Cox, 1964-65, 1969-70
- 4 Fuad Reveziz, 1992-95
- 4 Blair Walsh, 2012-15
- 3 Gary Anderson, 1998-2000
- 3 Ryan Longwell, 2008-09, 2011

Season, Rookie

- 141 Blair Walsh, 2012 (36-pat, 35-fg)
- 106 Randy Moss, 1998 (17-td, 2-2 pt)
- 78 Adrian Peterson, 2007 (13-td)

Game

- 24 Chuck Foreman, @ Buf., 12/20/75 (4-tds)
- 24 Ahmad Rashad, vs. SF, 9/2/79 (4-tds)
- 24 **Dalvin Cook, @ GB, 11/1/20, (4-tds)**
- 21 Rich Karlis, vs. LA Rams, 11/5/89 (7-fg)

Game, Opponent

- 30 Shaun Alexander, @ Sea., 9/29/02 (5-tds)
- 28 Paul Hornung, @ G.B., 9/16/62 (3-tds, 4-pat, 2-fg)

Most Consecutive Games Scoring

- 151 Fred Cox, 1963-73

TOUCHDOWNS

Most Seasons Leading Team

- 8 Adrian Peterson, 2007-13, 2015
- 5 Bill Brown, 1964, 1966-68, 1972
- 5 Ted Brown, 1980-81, 1983-85
- 5 Cris Carter, 1993, 1995-97, 1999
- 5 Randy Moss, 1998, 2000-01, 2003-04

Most Consecutive Seasons Leading Team

- 7 Adrian Peterson, 2007-13
- 4 Chuck Foreman, 1974-77

Career

- 110 Cris Carter, 1990-01 (110-p)
- 102 Adrian Peterson, 2007-16 (97-r, 5-p)
- 93 Randy Moss, 1998-04, 10 (92-p, 1-r)
- 76 Bill Brown, 1962-74 (52-r, 3-p, 1-r)
- 75 Chuck Foreman, 1973-79 (52-r, 23-p)

Season

- 22 Chuck Foreman, 1975 (13-r, 9-p)
- 18 Adrian Peterson, 2009 (18-r)
- 17 Cris Carter, 1995 (17-p)
- 17 Randy Moss, 1998 (17-p)
- 17 Randy Moss, 2003 (17-p)
- 16 Bill Brown, 1964 (7-r, 9-p)
- 16 **Dalvin Cook, 2020 (15-r, 1-p)**

Season, Rookie

- 17 Randy Moss, 1998 (17-p)
- 13 Adrian Peterson, 2007 (12-r, 1-p)

Game

- 4 Chuck Foreman, @ Buf., 12/20/75 (2-r, 2-p)
- 4 Ahmad Rashad, vs. S.F., 9/2/79 (4-r)
- 4 **Dalvin Cook, @ GB, 11/1/20, (3-r, 1-p)**

Game, Opponent

- 5 Shaun Alexander, @ Sea., 9/29/02

Most Consecutive Games Scoring TD

- 10 Randy Moss, 2003-04
- 7 **Dalvin Cook, 2020**
- 7 Moe Williams, 2002
- 7 Cris Carter, 1999
- 7 Randy Moss, 1998
- 7 Chuck Foreman, 1974
- 6 Tommy Mason, 1965
- 6 Bill Brown, 1968
- 6 Ted Brown, 1980
- 6 Cris Carter, 1996-1997
- 6 Cris Carter, 1998-99
- 6 Adrian Peterson, 2011
- 6 Cordarrelle Patterson, 2013-14
- 6 **Adam Thielen, 2018**

POINTS AFTER TOUCHDOWN

Most Attempted, Career

- 538 Fred Cox, 1963-77
- 233 Ryan Longwell, 2006-11
- 217 Gary Anderson, 1998-02

Most Attempted, Season

- 59 Gary Anderson, 1998
- 55 Ryan Longwell, 2009
- 49 Chuck Nelson, 1988
- 48 Fred Cox, 1975
- 48 Aaron Elling, 2003

Most Attempted, Game

- 7 Fred Cox, vs. Bal., 9/28/69
- 7 Fred Cox, vs. Pit., 11/23/69
- 7 Fred Cox, vs. Hou., 10/13/74
- 7 Chuck Nelson, @ T.B., 10/23/88

Most Made, Career

- 519 Fred Cox, 1963-77
- 228 Ryan Longwell, 2006-11
- 215 Gary Anderson, 1998-02

Most Made, Season

- 59 Gary Anderson, 1998
- 54 Ryan Longwell, 2009
- 48 Chuck Nelson, 1988
- 48 Aaron Elling, 2003

Most Made, Game

- 7 Fred Cox, vs. Bal., 9/28/69
- 7 Fred Cox, vs. Pit., 11/23/69
- 7 Chuck Nelson, @ T.B., 10/23/88

Most Made, Game, Opponent

- 8 Jim Bakken, @ Std., 10/6/63
- 7 Roger LeClair, @ Chi., 12/17/61

Most Consecutive Made

- 199 Fred Cox, 1968-74
- 151 Gary Anderson, 1998-01
- 133 Fred Cox, 1964-68

Highest Percentage, Career (minimum 200 made)

- 99.1 Gary Anderson, 1998-02 (215-217)

Most Made, No Misses, Season

- 59 Gary Anderson, 1998
- 48 Aaron Elling, 2003
- 46 Gary Anderson, 1999

FIELD GOALS

Most Attempted, Career

- 455 Fred Cox, 1963-77
- 171 Fuad Reveziz, 1990-95
- 158 Blair Walsh, 2012-16

Most Attempted, Season

- 46 Fred Cox, 1970
- 39 Rich Karlis, 1989
- 39 Fuad Reveziz, 1994
- 39 Blair Walsh, 2015

Most Attempted, Game

- 7 Rich Karlis, vs. LA Rams, 11/5/89
- 6 Fred Cox, vs. N.O., 9/27/70
- 6 Fred Cox, @ Chi., 9/23/73
- 6 Fred Cox, vs. Cle., 11/4/73
- 6 Rich Karlis, vs. Cin., 12/25/89
- 6 Fuad Reveziz, vs. G.B., 9/26/93
- 6 Gary Anderson, @ Bal., 12/13/98
- 6 Ryan Longwell, vs. Ind., 9/14/08
- 6 Blair Walsh, @ Tenn., 9/11/16
- 6 Kai Forbath, vs. Bal., 10/22/17

Most Attempted, Opponent

- 8 Garo Yepremian, vs. Det., 11/13/66
- 7 Jason Hanson, @ Det., 10/17/99

Most Made, Career

- 282 Fred Cox, 1963-77
- 135 Ryan Longwell, 2006-11
- 133 Fuad Reveziz, 1990-95
- 133 Blair Walsh, 2016

Most Made, Season

- 35 Gary Anderson, 1998
- 35 Blair Walsh, 2012
- 34 Fuad Reveziz, 1994
- 34 Blair Walsh, 2015

Most Made, Season, Rookie

- 35 Blair Walsh, 2012
- 5 Mike Mercer, 1961

Most Made, Game

- 7 Rich Karlis, vs. LA Rams, 11/5/89
- 6 Gary Anderson, @ Bal., 12/13/98
- 6 Kai Forbath, vs. Bal., 10/22/17

Most Made, Game, Opponent

- 6 Garo Yepremian, vs. Det., 11/13/66
- 6 Jason Hanson, @ Det., 10/17/99

Most Made, No Misses, Game

- 7 Rich Karlis, vs. LA Rams, 11/5/89

Most Made, One Quarter

- 3 Many times, last Blair Walsh,
@ StL, 12/16/12 (2nd)

Most Consecutive Field Goals Made

- 35 Gary Anderson, 1998
31 Fuad Reveziz, 1994-95

Most Consecutive Games Made FG

- 31 Fred Cox, 1968-70

Longest Field Goal

- 56 Paul Edinger, vs. G.B., 10/23/05
56 Blair Walsh @ Hou., 12/23/12
55 Ryan Longwell, @ Chi., 10/14/07
55 Blair Walsh, vs. Jax., 9/9/12
55 Blair Walsh, @ Sea., 11/4/12
55 Blair Walsh, vs. Atl., 9/28/14
55 Blair Walsh, @ Buf., 10/19/14
54 Jan Stenerud, vs. Atl., 11/6/84
54 Paul Edinger, vs. Chi., 1/1/06
54 Ryan Longwell, vs. G.B., 11/9/08
54 Ryan Longwell, @ Jax., 11/23/08
54 Blair Walsh, vs. G.B., 12/20/12
54 Blair Walsh, vs. Pit., 9/29/13
54 Blair Walsh, @ Ari., 12/10/16

Longest Field Goal, Opponent

- 61 Greg Zuerlein, vs. StL, 11/8/15
63 Mason Crosby, vs. G.B., 10/23/11
58 Matt Prater, vs. Det., 11/6/16
57 Justin Tucker, vs. Bal., 10/22/18

Most Made, 50 or More Yards, Career

- 24 Blair Walsh, 2012-16
11 Ryan Longwell, 2006-11
8 Fuad Reveziz, 1990-95

Most Made, 50 or More Yards, Season

- 10 Blair Walsh, 2012
6 Ryan Longwell, 2008
6 Blair Walsh, 2015
6 Kai Forbath, 2017

Most Made, 50 or More Yards, Game

- 3 Blair Walsh, @ StL., 12/16/12

Highest Field Goal Percentage, Career (100 made)

- 86.0 Ryan Longwell, 2006-11 (135-157)
84.5 Gary Anderson, 1998-02 (109-129)
84.2 Blair Walsh, 2012-15 (133-158)
77.8 Fuad Reveziz, 1990-95 (133-171)
62.0 Fred Cox, 1963-77 (282-455)

Highest Field Goal Percentage, Season (Qualifiers)

- 100.0 Gary Anderson, 1998 (35-35)
95.7 Gary Anderson, 2000 (22-23)
94.4 Ryan Longwell, 2010 (17-18)
93.1 Dan Bailey, 2019 (27-29)
92.9 Ryan Longwell, 2009 (26-28)

SAFETIES**Career**

- 4.0 Jared Allen, 2008-12
2.5 Chris Dooleman, 1985-93, '99
2.0 Carl Eller, 1964-78
2.0 Alan Page, 1967-78

Season

- 2 Alan Page, 1971
2 Jared Allen, 2008

Game

- 1 Many Times, last vs. Jax., M. Glennon
sacked in EZ by Ifeadi Odenigbo

RUSHING**Most Seasons Leading Team**

- 8 Adrian Peterson, 2007-13, 2015
6 Chuck Foreman, 1973-78
6 Robert Smith, 1995-00
5 Darrin Nelson, 1983, 1985-88

Most Consecutive Seasons Leading Team

- 7 Adrian Peterson, 2007-13
6 Chuck Foreman, 1973-78
6 Robert Smith, 1995-00

ATTEMPTS**Career**

- 2,418 Adrian Peterson, 2007-16
1,627 Bill Brown, 1962-74
1,529 Chuck Foreman, 1973-79
1,411 Robert Smith, 1993-00

Season

- 363 Adrian Peterson, 2008
348 Adrian Peterson, 2012
327 Adrian Peterson, 2015

Season, Rookie

- 238 Adrian Peterson, 2007
201 Alfred Anderson, 1984
182 Chuck Foreman, 1973

Game

- 35 Adrian Peterson, vs. Chi., 12/1/13
34 Adrian Peterson, vs. G.B., 12/30/12

- 33 Chuck Foreman, vs. S.D., 11/23/75

- 33 Chuck Foreman, @ Det., 12/17/77

- 33 Terry Allen, @ Pit., 12/20/92

- 33 Scottie Graham, vs. K.C., 12/26/93

Game, Opponent

- 40 Walter Payton, @ Chi., 11/20/77

- 36 James Jones, vs. Det., 9/7/86

- 35 Earl Campbell, vs. N.O., 11/24/85

Consecutive Attempts Without Fumble

- 478 Robert Smith, 1996-98

- 349 Scottie Graham, 1993-96

YARDS**Career**

- 11,747 Adrian Peterson, 2007-16

- 6,818 Robert Smith, 1993-00

- 5,887 Chuck Foreman, 1973-79

- 5,757 Bill Brown, 1962-74

Season

- 2,097 Adrian Peterson, 2012

- 1,760 Adrian Peterson, 2008

- 1,521 Robert Smith, 2000

- 1,485 Adrian Peterson, 2015

- 1,484 Dalvin Cook, 2020

- 1,383 Adrian Peterson, 2009

- 1,341 Adrian Peterson, 2010

- 1,298 Adrian Peterson, 2007

- 1,296 Michael Bennett, 2002

Season, Rookie

- 1,341 Adrian Peterson, 2007

- 801 Chuck Foreman, 1973-78

- 773 Alfred Anderson, 1984

Game

- 296 Adrian Peterson, vs. S.D., 11/4/07

- 224 Adrian Peterson, @ Chi., 10/14/07

- 212 Adrian Peterson, @ StL., 12/16/12

- 211 Adrian Peterson, vs. Chi., 12/1/13

- 210 Adrian Peterson, @ G.B., 12/2/12

- 206 Dalvin Cook, vs. Det., 11/8/20

- 203 Adrian Peterson, @ Oak., 11/15/15

- 200 Chuck Foreman, @ Phi., 10/24/76

- 199 Adrian Peterson, vs. G.B., 12/30/12

- 192 Adrian Peterson, vs. G.B., 11/9/08

Game, Rookie

- 296 Adrian Peterson, vs. S.D., 11/4/07

- 224 Adrian Peterson, @ Chi., 10/14/07

- 148 Onterio Smith, @ Chi., 12/14/03

Game, Opponent

- 275 Walter Payton, @ Chi., 11/20/77

- 220 Barry Sanders, vs. Det., 11/24/91

- 219 James Wilder, vs. T.B., 11/6/83

- 203 Earl Campbell, @ Hou., 12/21/80

Longest Run (All TDs)

- 95 Chester Taylor, @ Sea., 10/22/06

- 85 Michael Bennett, @ T.B., 11/3/02

- 84 Chester Taylor, @ S.F., 12/9/07

- 82 Adrian Peterson, @ G.B., 12/2/12

- 80 Adrian Peterson, @ StL., 12/16/12

- 80 Clinton Jones, vs. Chi., 11/2/69

- 80 Adrian Peterson, @ Oak., 9/26/10

- 80 Adrian Peterson, @ Oak., 11/15/15

- 78 Robert Smith, @ Buf., 8/31/97

- 78 Michael Bennett, vs. NYG, 11/10/02

- 78 Adrian Peterson, vs. Det., 9/8/13

Longest Run, Opponent

- 99 Tony Dorsett, vs. Dal., 1/3/83 (td)

- 91 Damien Williams, @ KC, 11/3/19 (td)

- 76 Robert Griffin III, @ Was., 10/14/12 (td)

- 75 James Wilder, vs. T.B., 11/6/83 (td)

- 75 Kalen Ballage, vs. Mia, 12/16/18 (td)

Most Seasons, 1,000+ Yards

- 7 Adrian Peterson, 2007-10, 2012-13, 2015

- 4 Robert Smith, 1997-00

- 3 Chuck Foreman, 1975-77

Most Consecutive Seasons, 1,000+ Yards

- 4 Robert Smith, 1997-00

- 4 Adrian Peterson, 2007-10

- 3 Chuck Foreman, 1975-77

Most Games, 100+ Yards, Career

- 49 Adrian Peterson, 2007-16

- 29 Robert Smith, 1993-00

- 17 Chuck Foreman, 1973-79

- 15 Dalvin Cook, 2017-

- 9 Michael Bennett, 2001-05

- 8 Bill Brown, 1962-74

Most Games, 100+ Yards, Season

- 10 Adrian Peterson, 2008

- 10 Adrian Peterson, 2012

- 8 Robert Smith, 2000

- 8 Dalvin Cook, 2020

- 7 Adrian Peterson, 2015

- 6 Robert Smith, 1997

- 6 Adrian Peterson, 2007

- 5 Chuck Foreman, 1975

- 5 Robert Smith, 1998

- 5 Michael Bennett, 2002

- 5 Adrian Peterson, 2010

- 5 Adrian Peterson, 2013

- 5 Dalvin Cook, 2019

Most Consecutive Games, 100+ Yards

- 8 Adrian Peterson, 10/21/12-12/16/12

- 5 Robert Smith, 11/6/00-11/30/00

- 4 Michael Bennett, 10/27/02-11/17/02

- 4 Adrian Peterson, 10/12/08-11/9/08

- 3 Chuck Foreman, 11/9/75-11/23/75

- 3 Adrian Peterson, 9/23/07-10/14/07

- 3 Adrian Peterson, 11/30/08-12/14/08

- 3 Adrian Peterson, 11/1/15-11/15/15

- 3 Dalvin Cook, 9/8/19-9/22/19

- 3 Dalvin Cook, 12/6/20-12/20/20

AVERAGE GAIN**Career (700 att.)**

- 4.90 Adrian Peterson, 2007-16 (2,418-11,747)

- 4.75 Robert Smith, 1993-99 (1,116-5,297)

- 4.45 Michael Bennett, 2001-05 (723-3,174)

Season (Qualifiers)

- 6.0 Adrian Peterson, 2012 (348-2,097)

- 5.6 Adrian Peterson, 2007 (238-1,341)

- 5.5 Robert Smith, 1997 (232-1,266)

Game (10 att.)

- 12.2 Tommy Mason, vs. Bal., 11/17/63

- 11.7 Terry Allen, @ G.B., 9/6/62

- 11.4 Michael Bennett, @ T.B., 11/3/02

TOUCHDOWNS**Most Seasons Leading Team**

- 8 Adrian Peterson, 2007-13, 2015

- 6 Chuck Foreman, 1973-78

- 6 Ted Brown, 1980-81, 1983-86

Most Consecutive Seasons Leading Team

- 7 Adrian Peterson, 2007-13

- 6 Chuck Foreman, 1973-78

- 4 Ted Brown, 1983-86

Career

- 97 Adrian Peterson, 2007-16

- 52 Chuck Foreman, 1973-79

- 52 Bill Brown, 1962-74

- 40 Ted Brown, 1979-86

Season

- 18 Adrian Peterson, 2009

- 13 Dalvin Cook, 2020

- 13 Dalvin Cook, 2019

- 13 Chuck Foreman, 1975

- 13 Chuck Foreman, 1976

- 13 Terry Allen, 1992

Season, Rookie

- 12 Adrian Peterson, 2007

- 5 Fran Tarkenton, 1961

- 5 D.J. Dozier, 1987

- 5 Onterio Smith, 2003

Game

- 3 Tommy Mason, @ S.F., 10/24/65

- 3 Clinton Jones, vs. Det., 11/15/70

- 3 Chuck Foreman, @ G.B., 9/15/74

- 3 Chuck Foreman, vs. S.D., 11/23/75

- 3 D.J. Dozier, vs. Den., 10/26/87

- 3 Herschel Walker, @ Phoe., 10/27/91

- 3 Daunte Culpepper, vs. Chi., 9/3/00

- 3 Onterio Smith, vs. K.C., 12/20/03

- 3 Artose Pinner, @ Det., 12/10/06

- 3 Adrian Peterson, @ Chi., 10/14/07

- 3 Adrian Peterson, vs. S.D., 11/4/07

- 3 Chester Taylor, vs. Oak., 11/18/07

- 3 Adrian Peterson, @ Cle., 9/13/09

- 3 Adrian Peterson, vs. Buf., 12/5/10

- 3 Adrian Peterson, vs. Ari., 9/9/11

- 3 Matt Asiata, vs. Phi., 12/15/13

- 3 Matt Asiata, vs. Atl., 9/28/14

- 3 Matt Asiata, vs. Was., 11/2/14

- 3 Dalvin Cook, @ GB, 11/1/20

Game, Opponent

- 4 Lenny Moore, @ Bal., 10/1/61

- 4 Billy Kilmer, vs. S.F., 10/15/61

- 4 Barry Sanders, vs. Det., 11/24/91

- 4 Marshall Faulk, @ StL., 12/10/00

- 4 Shaun Alexander, @ Sea., 9/29/02

Most Consecutive Games w/Rushing TD

- 7 Moe Williams, 2002

- 7 Dalvin Cook, 2020

- 6 Bill Brown, 1968

- 6 Adrian Peterson, 2011

PASSING**Most Seasons Leading Team**

- 13 Fran Tarkenton, 1961-66, 1972-78

Most Consecutive Seasons**Leading Team**

- 7 Fran Tarkenton, 1972-78
- 6 Fran Tarkenton, 1961-66
- 5 Daunte Culpepper, 2000-04
- 4 Tommy Kramer, 1979-82

RATING**Highest, Career (1,500 att.)**

- 91.5 Daunte Culpepper, 1999-05
- 82.5 Brad Johnson, 1992-98, 2005-06
- 80.2 Fran Tarkenton, 1961-66, 1972-78

Highest, Season (qualifiers)

- 110.9 Daunte Culpepper, 2004
- 107.4 Kirk Cousins, 2019**
- 107.2 Brett Favre, 2009
- 106.0 Randall Cunningham, 1998

Game (20 att.)

- 157.2 Gus Ferotte, vs. S.F., 9/28/03
- 154.4 Teddy Bridgewater, vs. Chi., 12/20/15
- 151.8 Fran Tarkenton, vs. Hou., 10/13/74
- 151.3 Daunte Culpepper, vs. G.B., 12/24/04
- 151.1 Daunte Culpepper, vs. Car., 11/19/00

ATTEMPTS**Career**

- 4,569 Fran Tarkenton, 1961-66, 1972-78
- 3,648 Tommy Kramer, 1977-89
- 2,607 Daunte Culpepper, 1999-05

Season

- 606 Warren Moon, 1995
- 606 Kirk Cousins, 2018**
- 601 Warren Moon, 1994
- 593 Tommy Kramer, 1981

Game

- 63 Rich Gannon, @ N.E., 10/20/91
- 62 Steve Dils, @ T.B., 9/5/81
- 61 Tommy Kramer, @ N.E., 12/16/79

Game, Opponent

- 70 Drew Bledsoe, @ N.E., 11/13/94
- 57 Troy Aikman, @ Dal., 11/26/98
- 55 Doug Williams, vs. T.B., 11/16/80
- 55 Sam Bradford, @ StL., 12/16/12

COMPLETIONS**Career**

- 2,635 Fran Tarkenton, 1961-66, 1972-78
- 2,011 Tommy Kramer, 1977-89
- 1,678 Daunte Culpepper, 1999-05

Season

- 425 Kirk Cousins, 2018**
- 395 Sam Bradford, 2016
- 379 Daunte Culpepper, 2004
- 377 Warren Moon, 1995

Game

- 40 Kirk Cousins, vs. Buf., 9/23/18**
- 38 Tommy Kramer, vs. Cle., 12/14/80
- 38 Tommy Kramer, vs. G.B., 11/29/81
- 37 Steve Dils, @ T.B., 9/5/81
- 37 Daunte Culpepper, @ Phi., 9/20/04

Game, Opponent

- 45 Drew Bledsoe, @ N.E., 11/13/94
- 36 Ben Roethlisberger, vs. Pit., 9/29/13
- 35 Drew Bledsoe, vs. Buf., 9/15/02
- 35 Sam Bradford, StL., 12/16/12
- 35 Ryan Tannehill, @ Mia., 12/21/14

Consecutive Passes Completed

- 16 Tommy Kramer, @ G.B., 11/11/79
- 14 Wade Wilson, vs. Det., 11/6/88

COMPLETION PERCENTAGE**Career (1,500 att.)**

- 64.4 Daunte Culpepper, 1999-05 (1,678-2,607)
- 62.0 Brad Johnson, 1992-98, 2005-06 (1,036-1,670)
- 57.6 Fran Tarkenton, 1961-66, 1972-78 (2,635-4,569)

Season (qualifier)

- 71.6 Sam Bradford, 2016 (395-552)
- 70.1 Kirk Cousins, 2018 (425-606)**
- 69.2 Daunte Culpepper, 2004 (379-548)
- 69.1 Kirk Cousins, 2019 (307-444)**
- 68.4 Brett Favre, 2009 (363-531)

Game (20 attempts)

- 88.5 Kirk Cousins, vs. Wash., 10/24/19 (23-26)**
- 88.0 Brett Favre, vs. Sea., 11/22/09 (22-25)
- 87.0 Case Keenum, vs. Cin., 12/17/17 (20-23)
- 85.2 Brett Favre, @ Det., 9/20/09 (23-27)

YARDS GAINED**Career**

- 33,098 Fran Tarkenton, 1961-66, 1972-78
- 24,775 Tommy Kramer, 1977-89
- 20,162 Daunte Culpepper, 1999-05

Season

- 4,717 Daunte Culpepper, 2004
- 4,298 Kirk Cousins, 2018**

4,264 Warren Moon, 1994

4,228 Warren Moon, 1995

4,202 Brett Favre, 2009

Game

- 490 Tommy Kramer, @ Was., 11/2/86 (OT)
- 456 Tommy Kramer, vs. Cle., 12/14/80
- 449 Joe Kapp, vs. Bal., 9/28/69
- 446 Brett Favre, vs. Ari., 11/7/10

Game, Opponent

- 486 Doug Williams, vs. T.B., 11/16/80
- 463 Jared Goff, @ L.A.R., 9/27/18
- 463 Drew Bledsoe, vs. Buf., 9/15/02

Most Seasons, 3,000+ Passing Yards

- 5 Tommy Kramer, 1979-81, 1985-86
- 4 Daunte Culpepper, 2000, 2002-04

Most Games, 300+ Passing Yards, Career

- 19 Tommy Kramer, 1977-89
- 19 Daunte Culpepper, 1999-05
- 13 Kirk Cousins, 2018-**

10 Warren Moon, 1994-95

9 Fran Tarkenton, 1961-66, '72-78

Most Games, 300+ Passing Yards, Season

- 6 Warren Moon, 1994
- 6 Daunte Culpepper, 2004
- 6 Brett Favre, 2009
- 5 Tommy Kramer, 1981
- 5 Tommy Kramer, 1985
- 5 Daunte Culpepper, 2000

Most Consecutive Games, 300+ Passing Yards

- 4 Daunte Culpepper, 2004
- 3 Kirk Cousins, 2020**
- 3 Kirk Cousins, 2019**
- 3 Randall Cunningham, 1998
- 3 Warren Moon, 1994
- 3 Warren Moon, 1995

Longest Pass Completion (All TDs, *Overtime)

- 99 Gus Ferotte (to B. Berrian), vs. Chi., 10/30/08
- 89 Fran Tarkenton (to C. Ferguson), vs. Chi., 11/11/62
- 87* Teddy Bridgewater (to J. Wright), vs. N.Y.J., 12/7/14 (OT)
- 86 Gus Ferotte (to B. Berrian), vs. Det., 10/12/08
- 85 Joe Kapp (to G. Washington), vs. StL., 10/8/67
- 85 Warren Moon (to Q. Ismail), vs. Det., 9/10/95
- 83 Joe Kapp (to G. Washington), vs. Bal., 9/28/69
- 82 Brad Johnson (to J. Reed), @ Oak., 11/17/96
- 82 Daunte Culpepper (to R. Moss), @ Det., 12/19/04
- 80 Fran Tarkenton (to J. Gilliam), vs. Hou., 10/13/74
- 80 Jeff George (to M. Hatchette), vs. S.F., 10/24/99
- 80 Todd Bouman (to M. Bennett), @ Pitt., 12/2/01
- 80 Brad Johnson (to K. Robinson), @ Det., 12/4/05

Opponent/Longest Pass Comp. (All TDs)

- 95 Lynn Dickey (to Steve Odom), vs. G.B., 10/2/77
- 94 Ken Anderson (to Billy Brooks), vs. Cin., 11/13/77
- 93 Rodney Peete (to Herman Moore), vs. Det., 10/31/93

AVERAGE GAIN**Career (1,500 att.)**

- 7.73 Daunte Culpepper, 1999-05 (2,607-20,162)
- 7.24 Wade Wilson, 1981-91 (1,665-12,135)
- 7.24 Fran Tarkenton, 1961-66, 1972-78 (4,569-33,098)

6.79 Tommy Kramer, 1977-89 (3,648-24,775)

Season (qualifiers)

- 8.72 Randall Cunningham, 1998 (425-3,704)
- 8.61 Daunte Culpepper, 2004 (548-4,717)
- 8.56 Jeff George, 1999 (329-2,816)
- 8.31 Daunte Culpepper, 2000 (474-3,937)

Game (20 att.)

- 14.0 Tommy Kramer, @ Was., 11/2/86 (35-490)
- 13.9 Fran Tarkenton, vs. Det., 11/7/76 (25-347)
- 13.8 Randall Cunningham, @ G.B., 10/5/98 (32-442)

TOUCHDOWNS**Career**

- 239 Fran Tarkenton, 1961-66, 1972-78
- 159 Tommy Kramer, 1977-89

* Denotes overtime

135 Daunte Culpepper, 1999-05

Season

- 39 Daunte Culpepper, 2004
- 34 Randall Cunningham, 1998
- 33 Warren Moon, 1995
- 33 Daunte Culpepper, 2000
- 33 Brett Favre, 2009

Game

- 7 Joe Kapp, vs. Bal., 9/28/69
- 4 Tommy Kramer, vs. G.B., 9/28/86
- 5 Tommy Kramer, vs. Chi., 11/28/82
- 5 Daunte Culpepper, vs. Dal., 9/12/04
- 5 Daunte Culpepper, @ Hou., 10/10/04
- 5 Daunte Culpepper, @ N.O., 10/17/04

Game, Rookie

- 4 Fran Tarkenton, vs. Chi., 9/17/61
- 4 Fran Tarkenton, vs. LA Rams, 12/3/61
- 4 Fran Tarkenton, @ Chi., 12/17/61

Game, Opponent

- 5 Gary Cuozzo, vs. Bal., 11/14/65
- 5 John Brodie, vs. S.F., 11/28/65
- 5 Gary Danielson, @ Det., 12/9/78
- 5 John Elway, @ Den., 11/18/84
- 5 Brett Favre, @ G.B., 9/21/97
- 5 Brad Johnson, @ T.B., 11/3/02
- 5 Drew Brees, vs. N.O., 12/18/11
- 5 Jared Goff, @ L.A.R., 9/27/18

Most Games, Four or More Touchdown Passes, Career

- 9 Tommy Kramer, 1977-89
- 7 Fran Tarkenton, 1961-66, 1972-78
- 6 Daunte Culpepper, 1999-05

Most Games, Four or More Touchdown Passes, Season

- 4 Randall Cunningham, 1998
- 4 Daunte Culpepper, 2004
- 3 Fran Tarkenton, 1961
- 3 Tommy Kramer, 1981

Most Consecutive Games, Four or More Touchdown Passes

- 2 Tommy Kramer, 1981
- 2 Warren Moon, 1995
- 2 Randall Cunningham, 1998
- 2 Randall Cunningham, 1998
- 2 Daunte Culpepper, 2004
- 2 Kirk Cousins, 2019**

Most Consecutive Games, Touchdown Pass

- 24 Daunte Culpepper, 2000-01
- 21 Daunte Culpepper, 2003-04
- 19 Kirk Cousins, 2018-19**
- 15 Brad Johnson, 1996-97
- 13 Fran Tarkenton, 1974-75

HAD INTERCEPTED**Career**

- 194 Fran Tarkenton, 1961-66, 1972-78
- 157 Tommy Kramer, 1977-89
- 86 Daunte Culpepper, 1999-2005

Season

- 32 Fran Tarkenton, 1978
- 26 Tommy Kramer, 1985
- 25 Fran Tarkenton, 1962

Game

- 5 Many times, last by Daunte Culpepper, @ Cin., 9/18/05

Game, Opponent

- 6 Vinny Testaverde, @ T.B., 10/23/88
- 5 Billy Wade, @ Chi., 11/11/62
- 5 Kim McQuikien, vs. Atl., 11/9/75
- 5 Eric Hipple, vs. Det., 9/25/83
- 5 Ryan Fitzpatrick, vs. StL., 12/11/05

Consecutive Attempts, No Interceptions

- 201 Kirk Cousins, 2019
- 193 Warren Moon, 1995
- 162 Randall Cunningham, 1997-98
- 159 Brett Favre, 2009

Most Attempts, No Interceptions, Game

- 63 Rich Gannon, @ N.E., 10/20/91

Most Attempts, No Interceptions, Game, Opponent

- 70 Drew Bledsoe, @ N.E., 11/13/94

LOWEST PERCENTAGE**PASSES INTERCEPTED****Career (1,500 att.)**

- 2.9 Brad Johnson, 1992-98, 2005-06 (1,670-48)
- 3.3 Daunte Culpepper, 1999-05 (2,607-86)
- 4.2 Fran Tarkenton, 1961-66, '72-78 (4,569-194)

Season (qualifiers)

- 0.9 Sam Bradford, 2016 (552-5)
- 1.3 Brett Favre, 2009 (531-7)
- 1.4 Brad Johnson, 2005 (294-4)
- 1.4 Kirk Cousins, 2019 (444-6)**

TIMES SACKED

Career

- 417 Fran Tarkenton, 1961-66, 1972-78
- 247 Tommy Kramer, 1977-89
- 228 Daunte Culpepper, 1999-05

Season

- 47 Daunte Culpepper, 2002
- 46 Fran Tarkenton, 1964
- 46 Daunte Culpepper, 2004
- 45 Fran Tarkenton, 1962

Game

- 11 Archie Manning, @ Chi., 10/28/84
- 9 Fran Tarkenton, @ Chi., 12/17/61
- 9 Fran Tarkenton, vs. Bal., 9/23/62
- 9 Fran Tarkenton, vs. Det., 10/11/64
- 9 Daunte Culpepper, @ Atl., 10/2/05

Game, Opponent

- 10 Matthew Stafford, vs. Det., 11/4/18
- 9 Bill Munson, vs. Det., 10/6/68
- 9 Bobby Douglass, vs. Chi., 11/2/69
- 9 Randy Johnson, @ Atl., 12/20/70
- 9 Jim Harbaugh, @ Chi., 10/15/99
- 9 Ryan Tannehill, vs. Mia., 12/5/16

Highest Attempts/Sack Ratio, Career (1,000 att.)

- 18.0 Warren Moon, 1994-95 (1,207-67)
- 16.7 Brad Johnson, 1992-98, '05-06 (1,670-100)
- 14.7 Tommy Kramer, 1977-89 (3,648-248/1)

Highest Attempts/Sack Ratio, Season (qualifiers)

- 31.2 Tommy Kramer, 1981 (593-19)
- 21.9 Case Keenum, 2017 (481-22)
- 21.3 Randall Cunningham, 1998 (425-20)

PASS RECEIVING

RECEPTIONS

Most Seasons, Leading Team

- 10 Kris Carter, 1991-00
- 4 Anthony Carter, 1987-90

Most Consecutive Seasons, Leading Team

- 10 Kris Carter, 1991-00
- 4 Anthony Carter, 1987-90

Career

- 1,004 Kris Carter, 1990-01
- 587 Randy Moss, 1998-04, '10
- 498 Steve Jordan, 1982-94

Season

- 122 Kris Carter, 1994
- 122 Kris Carter, 1995
- 113 Adam Thielen, 2018
- 111 Randy Moss, 2003

Season, Rookie

- 73 Justin Jefferson, 2020
- 69 Randy Moss, 1998
- 60 Percy Harvin, 2009

Game

- 15 Rickey Young, @ N.E., 12/16/79
- 14 Kris Carter, @ Ari., 10/2/94
- 14 Adam Thielen, vs. Buf., 9/23/18
- 13 Stefon Diggs, vs. Det., 11/6/16
- 13 Stefon Diggs, @ Wash., 11/13/16
- 13 Stefon Diggs, @ Chi., 11/18/18

Game, Rookie

- 9 Sammy White, vs. LA Rams, 9/19/76
- 9 Sammy White, @ Mia., 12/11/76
- 9 Justin Jefferson, vs. Atl., 10/18/20
- 9 Justin Jefferson, vs. Jax., 12/6/20
- 8 James Brim, @ Chi., 10/11/87
- 8 Randy Moss, vs. G.B., 11/22/98
- 8 Randy Moss, vs. Chi., 12/6/98
- 8 Cordarrelle Patterson, at G.B., 11/24/13
- 8 Justin Jefferson, @ Chi., 11/16/20
- 8 Justin Jefferson, vs. Chi., 12/20/20

Game, Opponent

- 14 Jerry Rice, @ S.F., 12/18/95
- 13 James Wilder, @ T.B., 9/15/85
- 13 Peerless Price, vs. Buf., 9/15/02

Most Consecutive Games, Pass Reception

- 111 Kris Carter, 1991-98
- 105 Anthony Carter, 1985-92
- 105 Randy Moss, 1998-04, '10

Most Seasons 50 or More Pass Receptions

- 11 Kris Carter, 1991-01
- 6 Ahmad Rashad, 1976-81
- 6 Randy Moss, 1998-03
- 5 Steve Jordan, 1985-86, '88, '91, '93
- 5 Anthony Carter, 1988-91, '93

YARDS

Most Seasons Leading Team

- 6 Randy Moss, 1998-03
- 5 Anthony Carter, 1985, 1987-90
- 5 Kris Carter, 1991-95

Most Consecutive Seasons Leading Team

- 6 Randy Moss, 1998-03
- 5 Kris Carter, 1991-95
- 4 Gene Washington, 1967-70
- 4 Anthony Carter, 1987-90

Career

- 12,383 Kris Carter, 1990-01
- 9,316 Randy Moss, 1998-04, '10
- 7,635 Anthony Carter, 1985-93

Season

- 1,632 Randy Moss, 2003
- 1,437 Randy Moss, 2000
- 1,413 Randy Moss, 1999
- 1,373 Adam Thielen, 2018
- 1,371 Kris Carter, 1995

Season, Rookie

- 1,313 Randy Moss, 1998
- 1,182 Justin Jefferson, 2020
- 906 Sammy White, 1976

Game

- 210 Sammy White, vs. Det., 11/7/76
- 204 Randy Moss, @ Chi., 11/14/99
- 202 Paul Flatley, @ S.F., 10/24/65
- 202 Adam Thielen, @ G.B., 12/24/16
- 201 Sidney Rice, vs. Det., 11/5/09

Game, Rookie

- 210 Sammy White, vs. Det., 11/7/76
- 190 Randy Moss, @ G.B., 10/5/98
- 175 Justin Jefferson, vs. Ten., 9/27/20

Game, Opponent

- 289 Jerry Rice, @ S.F., 12/18/95
- 249 Alshon Jeffery, vs. Chi., 12/1/13
- 207 Calvin Johnson, vs. Det., 11/11/12

Longest Pass Reception (All TDs)

- 99 Bernard Berrian (from G. Frerotte), vs. Chi., 11/30/08
- 89 Charley Fergusson (from F. Tarkenton), @ Chi., 11/11/62
- 87 Janius Wright (from T. Bridgewater), vs. NYJ, 12/7/14 (OT)
- 86 Bernard Berrian (from G. Frerotte), vs. Det., 10/12/08
- 85 Gene Washington (from J. Kapp), vs. St.L., 10/8/67
- 85 Qadry Ismail (from W. Moon), vs. Det., 9/10/95
- 83 Gene Washington (from J. Kapp), vs. Bal., 9/28/69
- 82 Jake Reed (from B. Johnson), @ Oak., 11/17/96
- 82 Randy Moss (from D. Culpepper), @ Det., 12/19/04
- 80 John Gilliam (from F. Tarkenton), vs. Hou., 10/13/74
- 80 Matthew Hatchette (from J. George), vs. S.F., 10/24/99
- 80 Michael Bennett (from T. Bouman), @ Pit., 12/2/01
- 80 Koren Robinson (from B. Johnson), @ Det., 12/4/05

Most Seasons,

1,000+ Yards Pass Receiving

- 8 Kris Carter, 1993-00
- 6 Randy Moss, 1998-03
- 4 Jake Reed, 1994-97

Most Games, 100+ Yards, Career

- 41 Randy Moss, 1998-04
- 40 Kris Carter, 1990-01
- 22 Anthony Carter, 1985-93

Most Games, 100+ Yards, Season

- 9 Adam Thielen, 2018
- 8 Randy Moss, 2000
- 8 Randy Moss, 2003
- 7 Randy Moss, 1999
- 7 Randy Moss, 2002

Most Consecutive Games, 100+ Yards

- 8 Adam Thielen, 2018
- 4 Jake Reed, 1997
- 4 Kris Carter, 1999
- 4 Randy Moss, 2000
- 4 Randy Moss, 2003

AVERAGE GAIN

Career (200 receptions)

- 16.8 Hassan Jones, 1986-92 (222-3,733)
- 16.3 Sammy White, 1976-86 (393-6,400)
- 16.0 Paul Flatley, 1963-67 (202-3,222)
- 16.0 Anthony Carter, 1985-93 (478-7,635)

Season (25 receptions)

- 24.3 Anthony Carter, 1987 (38-923)
- 22.2 John Gilliam, 1974 (26-577)
- 22.0 John Gilliam, 1972 (47-1,034)

Game (3 receptions)

- 54.3 Randy Moss, @ Dal., 11/26/98 (3-163)

- 53.0 Leo Lewis, @ Was., 11/2/86 (3-159)

- 44.0 Hassan Jones, @ Dal., 11/13/88 (3-132)

TOUCHDOWNS

Career

- 110 Kris Carter, 1990-01
- 92 Randy Moss, 1998-04, '10
- 52 Anthony Carter, 1985-93
- 50 Sammy White, 1976-86

Season

- 17 Kris Carter, 1995
- 17 Randy Moss, 1998
- 17 Randy Moss, 2003
- 15 Randy Moss, 2000
- 13 Kris Carter, 1997
- 13 Kris Carter, 1999
- 13 Randy Moss, 2004

Season, Rookie

- 17 Randy Moss, 1998
- 10 Sammy White, 1976
- 7 Justin Jefferson, 2020

Game

- 4 Ahmad Rashad, vs. S.F., 9/2/79
- 3 Jerry Reichow, @ Chi., 12/17/61
- 3 Charley Fergusson, @ Chi., 11/11/62
- 3 Gene Washington, vs. Cle., 11/11/69
- 3 Sammy White, @ Mia., 12/11/76
- 3 Sammy White, vs. Chi., 11/28/82
- 3 Kris Carter, vs. Mia., 9/25/94
- 3 Kris Carter, vs. Ind., 12/21/97
- 3 Randy Moss, @ Dal., 11/26/98
- 3 Randy Moss, vs. Chi., 12/6/98
- 3 Kris Carter, @ Chi., 11/14/99
- 3 Randy Moss, @ Det., 10/1/00
- 3 Randy Moss, vs. NYG, 11/19/01
- 3 Randy Moss, vs. S.F., 9/28/03
- 3 Marcus Robinson, vs. Cle., 11/27/05
- 3 Stefon Diggs, vs. Phil., 10/13/19

Game, Opponent

- 3 Many times, last by Jordan Cameron, vs. Cle., 9/22/13

Most Consecutive Games, Touchdown

- 7 Randy Moss, 1998
- 7 Kris Carter, 1999
- 6 Kris Carter, 1996-97
- 6 Kris Carter, 1998-99

RUSHING-RECEIVING

Most Seasons Leading Team

- 7 Adrian Peterson, 2007-10, 2012-13, 2015
- 6 Chuck Foreman, 1973-78
- 4 Bill Brown, 1964-66, 1968

Most Consecutive Seasons Leading Team

- 6 Chuck Foreman, 1973-78
- 4 Adrian Peterson, 2007-10
- 3 Bill Brown, 1964-66
- 3 Ted Brown, 1980-82
- 3 Anthony Carter, 1987-89
- 3 Kris Carter, 1993-95

ATTEMPTS

- 2,659 Adrian Peterson, 2007-16 (ru-2,418, re-241)
- 1,911 Bill Brown, 1962-74 (ru-1,527, re-284)
- 1,865 Chuck Foreman, 1973-79 (ru-1,529, re-336)

Season

- 388 Adrian Peterson, 2007 (ru-348, re-40)
- 384 Adrian Peterson, 2008 (ru-363, re-21)
- 357 Ted Brown, 1981 (ru-274, re-83)
- 357 Adrian Peterson, 2009 (ru-314, re-43)
- 357 Adrian Peterson, 2015 (ru-327, re-30)

Season, Rookie

- 257 Adrian Peterson, 2007 (ru-238, re-19)
- 219 Chuck Foreman, 1973 (ru-182, re-37)
- 218 Alfred Anderson, 1984 (ru-201, re-17)

Game

- 39 Ted Brown, vs. T.B., 11/8/81 (ru-31, re-8)
- 37 Chuck Foreman, vs. S.D., 11/23/75 (ru-33, re-4)
- 37 Adrian Peterson, vs. Chi., 12/1/13 (ru-33, re-2)
- 35 Chuck Foreman, vs. NYJ, 10/12/75 (ru-25, re-9)
- 35 Scottie Graham, vs. K.C., 12/26/93 (ru-33, re-2)
- 35 Adrian Peterson, vs. G.B., 12/30/12 (ru-34, re-1)

Consecutive Attempts Without Fumble

- 532 Robert Smith, 9/8/96-10/25/98
- 399 Ted Brown, 10/18/81-9/8/83

YARDS

Career

- 13,692 Adrian Peterson, 2007-16 (ru-11,747, re-1,945)
- 12,407 Kris Carter, 1990-01 (ru-24, re-12,383)
- 9,475 Randy Moss, 1998-04, '10 (ru-159, re-9,316)

8,936	Chuck Foreman, 1973-79 (ru-5,879, re-3,057)
8,934	Bill Brown, 1962-74 (ru-5,757, re-3,177)
Season	
2,314	Adrian Peterson, 2012 (ru-2,097, re-217)
1,885	Adrian Peterson, 2008 (ru-1,760, re-125)
1,869	Robert Smith, 2000 (ru-1,521, re-348)
1,833	Dalvin Cook, 2020 (ru-1,484, re-349)
Season, Rookie	
1,609	Adrian Peterson, 2007 (ru-1,341, re-268)
1,317	Randy Moss, 1998 (re-1,313, ru-4)
1,163	Chuck Foreman, 1973 (ru-801, re-362)
Game	
315	Adrian Peterson, vs. S.D., 11/4/07 (ru-296, re-19)
265	Chuck Foreman, @ Phil., 10/24/76 (ru-200, re-65)
256	Darrin Nelson, vs. G.B., 11/13/83 (ru-119, re-137)

PUNTING

PUNTS

Career

720	Greg Coleman, 1978-87
623	Chris Klumbe, 2005-12
386	Mitch Berger, 1996-01

Season

93	Chris Klumbe, 2006
91	Greg Coleman, 1983
90	Greg Coleman, 1979
90	Harry Newsome, 1993

Season, Rookie

75	Jeff Locke, 2013
73	Neil Clabo, 1975
71	Chris Klumbe, 2005

Game

12	Greg Coleman, @ G.B., 11/21/82
11	Bucky Scribner, @ Det., 12/17/83
10	Neil Clabo, @ Cle., 9/26/76
10	Greg Coleman, vs. Buf., 12/9/79
10	Mike Saxon, vs. G.B., 10/20/94
10	Chris Klumbe, @ G.B., 12/21/06
10	Chris Klumbe, vs. NYG, 12/13/10

Game, Opponent

12	Tom Blanchard, @ N.O., 11/16/75
11	King Hill, @ StL., 10/19/69

Longest Punt

84	Harry Newsome, @ Pitt., 12/20/92
77	Mike Mercer, @ G.B., 9/16/62

Longest Punt, Opponent

82	Tommy Davis, @ S.F., 9/30/62
75	Boyd Dowler, vs. G.B., 10/22/61

AVERAGE GROSS YARDS

Career (200 punts)

44.4	Chris Klumbe, 2005-12 (623-27,683)
43.8	Harry Newsome, 1990-93 (308-13,501)
43.5	Mitch Berger, 1996-01 (386-16,795)

Season (Qualifiers)

47.6	Chris Klumbe, 2008 (73-3,473)
46.4	Bobby Walden, 1964 (72-3,341)
45.7	Chris Klumbe, 2011 (77-3,517)

Season, Rookie

44.2	Jeff Locke, 2013 (75-3,316)
44.1	Chris Klumbe, 2005 (71-3,130)
41.1	Neil Clabo, 1975 (73-2,997)

Game (4 punts)

57.5	Chris Klumbe, @ Det., 9/16/07 (4-230)
56.3	Jeff Locke, vs. Ariz., 11/20/16 (4-225)
55.8	Mitch Berger, vs. Cin., 11/15/98 (4-223)

Game, Opponent (4 punts)

54.9	Mike Scifres, vs. S.D., 11/4/07
54.8	Tom Rouen, @ Den., 10/31/99

AVERAGE NET YARDS

Career (200 punts)

38.8	Jeff Locke, 2013-16 (290-11,261)
38.2	Bobby Walden, 1964-67 (258-9,856)
37.3	Chris Klumbe, 2005-12 (623-23,210)

Season

42.6	Britton Colquitt, 2019 (62-2,802)
41.8	Bobby Walden, 1964 (72-3,010)
41.5	Matt Wile, 2018 (72-3,255)

Game (4 punts)

51.8	Matt Wile, vs. Chi., 12/30/18 (5-257)
48.3	Mitch Berger, vs. Cin., 11/15/98 (4-193)
48.0	Jeff Locke, @ Det., 12/24/16 (4-195)

Game, Opponent (4 punts)

48.8	Britton Colquitt, vs. Den., 12/4/11 (6-293)
------	---

HAD BLOCKED

Career

3	Greg Coleman, 1978-87
2	Many Players

Season

2	Mike Mercer, 1961
2	Neil Clabo, 1975

2	Mike Wood, 1978
2	Bucky Scribner, 1988
2	Mitch Berger, 1996
2	Britton Colquitt, 2020

Most Consecutive Punts, None Blocked

565	Greg Coleman, 1979-87
-----	-----------------------

INSIDE 20

Career

198	Chris Klumbe, 2005-12
155	Greg Coleman, 1978-87
109	Mitch Berger, 1996-01

Season

34	Jeff Locke, 2016
34	Chris Klumbe, 2007
32	Chris Klumbe, 2010

Game

5	Fred Cox, vs. LA Rams, 11/3/63
5	Mike Saxon, vs. N.O., 11/6/94
5	Mitch Berger, @ Chi., 9/15/96
5	Mitch Berger, @ Ind., 12/24/00
5	Chris Klumbe, vs. Atl., 9/9/07
5	Jeff Locke, vs. G.B., 9/18/16
5	Ryan Quigley, vs. Chi., 12/31/17

Fewest Touchbacks in a Season (Minimum 30 punts)

0	Ryan Quigley, 2017
0	Britton Colquitt, 2019
1	King Hill, 1968
2	John McCormick, 1962
2	Bobby Walden, 1967
2	Greg Coleman, 1984
2	Chris Klumbe, 2012
2	Matt Wile, 2018

PUNT RETURNS

Most Seasons Leading Team

8	Marcus Sherels, 2011-18
5	Charlie West, 1968-72
5	Leo Lewis, 1987-91
5	David Palmer, 1994-98

Most Consecutive Seasons Leading Team

8	Marcus Sherels, 2011-18
5	Charlie West, 1968-72
5	Leo Lewis, 1987-91
5	David Palmer, 1994-98

RETURNS

Career

237	Marcus Sherels, 2011-19
194	Leo Lewis, 1981-91
162	David Palmer, 1994-00

Season

58	Leo Lewis, 1988
48	Kevin Miller, 1978
47	Manfred Moore, 1977

Season, Rookie

48	Kevin Miller, 1978
35	Keenan Howry, 2003
30	Leonard Willis, 1976
30	David Palmer, 1994

Game

8	Kevin Miller, @ LA Rams, 12/2/79
7	Manfred Moore, vs. G.B., 10/2/77
7	Kevin Miller, vs. Buf., 12/9/79
7	Nate Jacquet, vs. Chi., 11/25/01
7	Greg Camarillo, vs. Ari., 11/7/10
7	Marcus Sherels, vs. Chi., 12/31/17

Game, Opponent

8	Phillip Epps, @ G.B., 11/21/82
7	Johnnie Gray, @ G.B., 11/21/76
7	Robbie Martin, vs. Det., 10/21/84
7	Evan Cooper, @ Phil., 12/1/85
7	Charles Woodson, @ G.B., 12/21/06

FAIR CATCHES

Career

173	Marcus Sherels, 2011-19
96	David Palmer, 1994-00
91	Leo Lewis, 1981-91
76	Bobby Bryant, 1967-80

Season

27	Leo Lewis, 1989
27	Marcus Sherels, 2012
27	Marcus Sherels, 2013

Game

5	Billy Butler, vs. Bal., 11/17/63
5	Anthony Carter, vs. T.B., 9/30/90
5	Greg Camarillo, @ NYJ, 10/11/10
5	Marcus Sherels, vs. Chi., 11/1/12
5	Marcus Sherels, @ Chi., 12/9/12

Game, Opponent

6	Bobby Engram, @ Chi., 9/15/96
---	-------------------------------

YARDS GAINED

Career

2,480	Marcus Sherels, 2011-19
-------	-------------------------

1,812	Leo Lewis, 1981-91
1,610	David Palmer, 1994-00

Season

550	Leo Lewis, 1988
446	Leo Lewis, 1989
444	David Palmer, 1997

Season, Rookie

247	Keenan Howry, 2003
239	Kevin Miller, 1978
212	Eric Culford, 1993

Game

119	Marcus Sherels, @ NYG, 10/21/13
116	Marcus Sherels, vs. Mia., 12/16/18
107	Charlie West, vs. Was., 11/3/68

Game, Opponent

176	Reggie Bush, @ N.O., 10/6/08
131	Dexter Carter, @ S.F., 10/3/93
126	Dexter Carter, @ S.F., 12/18/95

Longest Punt Return

98	Charlie West, vs. Was., 11/3/68 (td)
91	Nate Burleson, @ Ind., 11/8/04 (td)
86	Marcus Sherels, @ NYG, 10/21/13 (td)
82	Bernard Berrian, @ Ari., 12/14/08 (td)
81	Hugh McElhenny, @ Chi., 12/17/61 (td)
81	Bob Grim, vs. NYG, 11/5/67
79	Marcus Sherels, vs. Hou., 10/9/16 (td)
78	Leo Lewis, vs. Atl., 11/22/87 (td)
77	Marcus Sherels, @ Det., 9/30/12 (td)
76	Ed Sharockman, vs. LA Rams, 10/16/66

Longest Punt Return, Opponent (All TDs)

93	Micha Hyde, vs. G.B., 10/27/13
89	Devin Hester, @ Chi., 10/14/07
87	Eddie Payton, @ Det., 12/17/77

AVERAGE YARDAGE

Career (50 returns)

10.4	Marcus Sherels, 2011-19 (236-2,466)
10.4	Mewelde Moore, 2004-07 (74-768)
9.9	David Palmer, 1994-00 (162-1,610)
9.9	Billy Butler, 1963-64 (55-545)

Season (Qualifiers)

15.2	Marcus Sherels, 2013 (22-335)
13.9	Marcus Sherels, 2016 (21-292)
13.2	David Palmer, 1995 (26-342)

Season, Rookie (Qualifiers)

10.4	Tommy Mason, 1961 (14-146)
10.0	Charlie West, 1968 (20-201)
7.9	Nick Davis, 2002 (24-190)

Game (3 returns)

35.6	Charlie West, vs. Was., 11/3/68 (3-107)
29.8	Marcus Sherels, @ NYG, 10/21/13 (4-119)
29.0	Mewelde Moore, @ NYG, 11/13/05 (3-87)

Game, Opponent (3 returns)

35.2	Reggie Bush, @ N.O., 10/6/08 (5-176)
------	--------------------------------------

TOUCHDOWNS

Career

5	Marcus Sherels, 2011-19
2	David Palmer, 1994-00
2	Mewelde Moore, 2004-07
1	Billy Butler, 1962-64
1	Leo Lewis, 1981-91
1	Hugh McElhenny, 1961-62
1	Charlie West, 1968-73
1	Randy Moss, 1998-04, '10
1	Nate Burleson, 2003-05
1	Bernard Berrian, 2008-11

Season

2	Marcus Sherels, 2016
1	Hugh McElhenny, 1961
1	Billy Butler, 1963
1	Charlie West, 1968
1	Leo Lewis, 1987
1	David Palmer, 1995
1	David Palmer, 1996
1	Randy Moss, 1999
1	Nate Burleson, 2004
1	Mewelde Moore, 2005
1	Mewelde Moore, 2006
1	Bernard Berrian, 2008
1	Marcus Sherels, 2012
1	Marcus Sherels, 2013
1	Marcus Sherels, 2015

Game

1	Hugh McElhenny, 81 yds, @ Chi., 12/17/61
1	Billy Butler, 60 yds, vs. S.F., 9/29/63
1	Charlie West, 98 yds, vs. Was., 11/3/68
1	Leo Lewis, 78 yds, vs. Atl., 11/22/87
1	David Palmer, 74 yds, @ Det., 11/23/95
1	David Palmer, 69 yds, @ NYG, 9/29/96
1	Randy Moss, 64 yds, @ K.C., 12/12/99
1	Nate Burleson, 91 yds, @ Ind., 11/8/04
1	Mewelde Moore, 71 yds, @ NYG, 11/13/05
1	Mewelde Moore, 71 yds, vs. N.E., 10/30/06
1	Bernard Berrian, 82 yds, @ Ari., 12/14/08

2020 VIKINGS

- 1 Marcus Sherels, 77 yds, @ Det., 12/30/12
- 1 Marcus Sherels, 86 yds, @ NYG, 10/21/13
- 1 Marcus Sherels, 65 yds, @ Chi., 11/1/15
- 1 Marcus Sherels, 54 yds, @ Car., 9/25/16
- 1 Marcus Sherels, 79 yds, vs. Hou., 10/9/16

Game, Opponent

- 2 Reggie Bush, 71 & 64 yds, @ N.O., 10/6/08

KICKOFF RETURNS

Most Seasons Leading Team

- 5 Darrin Nelson, 1983-84, '89, '91-92
- 4 Qadry Ismail, 1993-96
- 4 Percy Harvin, 2009-12
- 4 Cordarrelle Patterson, 2013-16

Most Consecutive Seasons Leading

- 4 Qadry Ismail, 1993-96
- 4 Percy Harvin, 2009-12
- 4 Cordarrelle Patterson, 2013-16
- 3 Billy Butler, 1962-64
- 3 Brent McClanahan, 1973-75

RETURNS

Career

- 159 Darrin Nelson, 1982-89, 1991-92
- 147 Qadry Ismail, 1993-96
- 145 David Palmer, 1994-00

Season

- 53 Eddie Payton, 1980
- 53 George "Buster" Rhymes, 1985
- 50 David Palmer, 1998

Game

- 9 Nate Jacquet, @ Phi., 11/11/01
- 9 Qadry Ismail, @ Det., 11/23/95
- 8 Troy Walters, vs. G.B., 12/17/00
- 8 Troy Walters, @ N.O., 10/7/01
- 8 Nate Jacquet, vs. Jax., 12/23/01
- 8 Bethel Johnson, vs. Stl., 12/31/06
- 8 Lorenzo Booker, vs. Chi., 12/20/10

Game, Opponent

- 8 Vernon Turner, @ T.B., 10/30/94
- 8 Tyrone Hughes, @ N.O., 11/19/95
- 8 Roell Preston, @ G.B., 10/5/98
- 8 Corey Harris, @ Bal., 12/13/98
- 8 Charlie Rogers, vs. Buf., 9/15/02
- 8 Ahmad Bradshaw, @ NYG, 11/25/07
- 8 Domenik Hixon, vs. NYG, 1/3/10

YARDS

Career

- 4,075 Cordarrelle Patterson, 2013-16
- 3,623 Darrin Nelson, 1982-89, 1991-92
- 3,274 David Palmer, 1994-00

Season

- 1,393 Cordarrelle Patterson, 2013
- 1,345 Buster Rhymes, 1985
- 1,221 Koren Robinson, 2005

Game

- 237 Nate Jacquet, @ Phi., 11/11/01
- 228 Cordarrelle Patterson, vs. G.B., 10/27/13
- 225 Bethel Johnson, vs. Stl., 12/31/06

Game, Opponent

- 256 Roell Preston, @ G.B., 10/5/98
- 249 Devin Hester, @ Chi., 9/15/13
- 243 Corey Harris, @ Bal., 12/13/98

Longest Kickoff Return

- 109 Cordarrelle Patterson, vs. G.B., 10/27/13 (td)
- 105 Percy Harvin, @ Det., 9/30/12 (td)
- 105 Cordarrelle Patterson, @ Chi., 9/15/13 (td)
- 104 Aundrae Allison, vs. Det., 12/2/07 (td)
- 104 Percy Harvin, @ Atl., 11/27/11
- 104 Cordarrelle Patterson, vs. Ariz., 11/20/16 (td)
- 103 Percy Harvin, @ S.D., 9/11/11 (td)
- 101 Lance Rentzel, vs. Bal., 11/14/65 (td)
- 101 Percy Harvin, vs. S.F., 9/27/09 (td)
- 101 Cordarrelle Patterson, vs. Sea., 12/6/15 (td)

Longest Kickoff Return, Opponent (All TDs)

- 104 Cordarrelle Patterson, @ Chi., 11/16/20
- 103 Abe Woodson, @ S.F., 9/29/63
- 101 Don McCall, @ Pit., 11/23/69
- 101 Dave Hampton, @ G.B., 10/4/70
- 101 Roell Preston, @ G.B., 10/5/98

AVERAGE YARDAGE

Career (75 returns)

- 30.4 Cordarrelle Patterson, 2013-16 (134-4,075)
- 27.9 Percy Harvin, 2009-12 (114-3,183)
- 25.5 Charlie West, 1968-73 (78-1,991)

Season (Qualifiers)

- 32.4 Cordarrelle Patterson, 2013 (43-1,393)
- 31.8 Cordarrelle Patterson, 2015 (32-1,019)
- 31.7 Cordarrelle Patterson, 2016 (25-992)

Game (3 returns)

- 49.7 Cordarrelle Patterson, @ Chi., 9/15/13 (3-149)
- 48.0 Aundrae Allison, vs. Det., 12/2/07 (3-144)
- 45.6 Cordarrelle Patterson, vs. G.B., 10/27/13 (3-228)

Game, Opponent (3 returns)

- 57.0 Tyrone Hughes, vs. N.O., 11/28/93 (3-171)
- 49.8 Devin Hester, @ Chi., 9/15/13 (5-249)

TOUCHDOWNS

Career

- 5 Percy Harvin, 2009-12
- 5 Cordarrelle Patterson, 2013-16

Season

- 2 Percy Harvin, 2009
- 2 Cordarrelle Patterson, 2013
- 2 Cordarrelle Patterson, 2015

Game

- 1 Bill Brown, 78 yds, @ LA Rams, 10/20/63
- 1 Lance Rentzel, 101 yds, vs. Bal., 11/14/65
- 1 Clint Jones, 96 yds, vs. NYG, 11/5/67
- 1 Keith Nord, 70 yds, @ Was., 11/2/80
- 1 Eddie Payton, 99 yds, vs. Oak., 9/14/81
- 1 Herschel Walker, 93 yds, @ Phi., 11/19/89
- 1 David Palmer, 88 yds, @ Bal., 12/13/98
- 1 Robert Tate, 76 yds, @ K.C., 12/12/99
- 1 Moe Williams, 85 yds, @ NYG, 12/26/99
- 1 Koren Robinson, 86 yds, @ NYG, 11/13/05
- 1 Audrae Allison, 104 yds, vs. Det., 12/2/07
- 1 Percy Harvin, 101 yds, vs. S.F., 9/27/09
- 1 Percy Harvin, 88 yds, @ Pit., 10/25/09
- 1 Percy Harvin, 95 yds, vs. Dal., 10/17/10
- 1 Percy Harvin, 103 yds, @ S.D., 9/11/11
- 1 Percy Harvin, 105 yds, @ Det., 9/30/12
- 1 Cordarrelle Patterson, 105 yds, @ Chi., 9/15/13
- 1 Cordarrelle Patterson, 109 yds, vs. G.B., 10/27/13
- 1 Cordarrelle Patterson, 93 yds, @ Oak., 11/5/15
- 1 Cordarrelle Patterson, 101 yds, vs. Sea., 12/6/15
- 1 Cordarrelle Patterson, 104 yds, vs. Ariz., 11/20/16

Game, Opponent

- 1 Many times, last by Cordarrelle Patterson, at Chi., 11/16/20

COMBINED KICK RETURNS

MOST RETURNS

Career

- 307 David Palmer, 1994-00 (p-162, k-145)
- 284 Marcus Sherels, 2010-18 (p-231, k-53)
- 202 Leo Lewis, 1981-91 (p-194, k-8)

Season

- 88 Kevin Miller, 1978 (p-48, k-40)
- 87 Eddie Payton, 1980 (p-34, k-53)
- 78 David Palmer, 1998 (p-28, k-50)

Game

- 11 David Palmer, vs. G.B., 12/11/97 (p-5, k-6)
- 10 Darrin Nelson, vs. Chi., 11/25/84 (p-3, k-7)

Game, Opponent

- 10 Tyrone Hughes, vs. Chi., 11/9/97 (p-5, k-5)

YARDS GAINED

Career

- 4,884 David Palmer, 1994-00, (p-1,610, k-3,274)
- 4,075 Cordarrelle Patterson, 2013-16 (k-4,075)
- 3,932 Darrin Nelson, 1982-89, 1991-92 (p-313, k-3,619)

Season

- 1,465 David Palmer, 1998 (p-289, k-1,176)
- 1,435 Eddie Payton, 1980 (p-251, k-1,184)
- 1,393 Cordarrelle Patterson, 2013 (p-0, k-1,393)

Game

- 237 Nate Jacquet, @ Phi., 11/11/01 (p-0, k-237)
- 228 Cordarrelle Patterson, vs. G.B., 10/27/13 (p-0, k-228)
- 225 Bethel Johnson, vs. Stl., 12/31/06 (p-0, k-225)

Game, Opponent

- 289 Eddie Payton, @ Det., 12/17/77 (p-105, k-184z)

TOUCHDOWNS

Career

- 5 Marcus Sherels, 2010-18 (p-5, k-0)
- 5 Cordarrelle Patterson, 2013-16 (p-0, k-5)
- 5 Percy Harvin, 2009-12 (p-0, k-5)
- 3 David Palmer, 1994-00 (p-2, k-1)

Season

- 2 Percy Harvin, 2009 (k-2)
- 2 Cordarrelle Patterson, 2013 (k-2)
- 2 Cordarrelle Patterson, 2015 (k-2)
- 2 Marcus Sherels, 2016 (p-2)

Game

- 1 Many times, last by Cordarrelle Patterson, vs. Ariz., 11/20/16

Game, Opponent

- 2 Eddie Payton, @ Det., 12/17/77 (p-1, k-1)
- 2 Reggie Bush, @ N.O., 10/6/08 (p-2)

COMBINED NET YARDS

Rushing, receiving, interception returns, kickoff returns, punt returns and fumble returns

Most Seasons Leading Team

- 6 Chuck Foreman, 1973-78
- 4 Bill Brown, 1964-66, 1968
- 4 Adrian Peterson, 2007-08, 2012, 2015

Consecutive Seasons Leading Team

- 6 Chuck Foreman, 1973-78
- 3 Many times, last by Percy Harvin, 2009-11

ATTEMPTS

Career

- 2,676 Adrian Peterson, 2007-16
- 1,931 Bill Brown, 1962-74
- 1,867 Chuck Foreman, 1973-79

Season

- 388 Adrian Peterson, 2012
- 385 Adrian Peterson, 2008
- 357 Ted Brown, 1981
- 357 Adrian Peterson, 2009
- 357 Adrian Peterson, 2015

Game

- 39 Ted Brown vs. T.B., 11/8/81 (ru-31, re-8)
- 37 Chuck Foreman vs. S.D., 11/23/75 (ru-33, re-4)
- 37 Adrian Peterson, vs. Chi., 12/1/13 (ru-35, re-2)

YARDS

Career

- 14,120 Adrian Peterson, 2007-16
- 12,410 Kris Carter, 1990-01
- 10,365 Darrin Nelson, 1982-89, 1991-92

Season

- 2,314 Adrian Peterson, 2012 (ru-2,097, re-217)
- 2,081 Percy Harvin, 2009 (ru-135, re-790, rt-1,156)
- 2,051 Herschel Walker, 1990 (ru-770, re-315, rt-966)
- 2,021 Adrian Peterson, 2007 (ru-1,341, re-268, rt-412)
- 2,020 Cordarrelle Patterson, 2013 (ru-158, re-469, rt-1,393)

Season, Rookie

- 2,081 Percy Harvin, 2009 (ru-135, re-790, rt-1,156)
- 2,021 Adrian Peterson, 2007 (ru-1,341, rt-412, re-268)
- 2,020 Cordarrelle Patterson, 2013 (ru-158, re-469, rt-1,393)

Game

- 361 Adrian Peterson, @ Chi., 10/14/07 (ru-224, rt-128, re-9)
- 315 Adrian Peterson, vs. S.D., 11/4/07 (ru-296, re-19)
- 278 Darrin Nelson, vs. G.B., 11/13/83 (ru-119, re-137, rt-22)

INTERCEPTIONS BY

Most Seasons Leading Team

- 4 Ed Sharockman, 1962-63, 1965, 1970
- 4 Bobby Bryant, 1963, 1973, 1977-78
- 4 Joey Browner, 1987, 1989-91
- 4 Antoine Winfield, 2004, '06, '08, '12
- 4 Harrison Smith, 2012, '14, '17, '18

Most Consecutive Seasons Leading Team

- 3 Joey Browner, 1989-91
- 3 Darren Sharper, 2005-07

Career

- 53 Paul Krause, 1968-79
- 51 Bobby Bryant, 1967-80
- 40 Ed Sharockman, 1962-72

Season

- 10 Paul Krause, 1975
- 9 Orlando Thomas, 1995
- 9 Brian Russell, 2003
- 9 Darren Sharper, 2005
- 8 Bobby Bryant, 1969
- 8 Issiac Holt, 1986
- 8 Carl Lee, 1988
- 8 Audray McMillian, 1992
- 8 Corey Chavous, 2003

Game

- 3 Many times, last time by Darren Sharper, @ NYG, 11/13/05

Game, Opponent

- 3 Many times, last time by Deltha O'Neal, @ Cin., 9/18/05

Consecutive Games With Interception

- 6 Paul Krause, 1968
- 6 Brian Russell, 2003

- 4 Issiac Holt, 1986
4 Carl Lee, 1988
4 Orlando Thomas, 1995

YARDS**Career**

- 852 Paul Krause, 1968-79
804 Ed Sharockman, 1962-72
749 Bobby Bryant, 1967-80

Season

- 276 Darren Sharper, 2005
242 Jimmy Hitchcock, 1998
236 Charlie West, 1971

Game

- 123 Darren Sharper, @ NYG, 11/13/05
112 Dwight Smith, @ NYG, 11/25/07
100 Xavier Rhodes, vs. Ariz., 11/20/16

Game, Opponent

- 151 Tommy Myers, @ N.O., 9/3/78
116 Marcus Turner, @ NY Jets, 11/20/94

Longest Returns

- 100t Xavier Rhodes, vs. Ariz., 11/20/16 (td)
97t Reggie Rutland, vs. LA Rams, 12/15/91
94t Walker Lee Ashley, vs. Chi., 12/19/88
93t Dwight Smith, @ NYG, 11/25/07
92t Darren Sharper, @ NYG, 11/13/05
92t Chad Greenway, vs. S.D., 9/27/15
90t Issiac Holt, vs. Det., 10/8/89
89t Charlie West, @ Chi., 12/19/71
88t Darren Sharper, vs. T.B., 9/11/05
84t Jack Del Rio, @ Chi., 11/2/92
81t Dewayne Washington, @ Chi., 9/18/94
81t Harrison Smith, @ Stl., 9/7/14
Longest Return, Opponent (all TDs)
100 Barry Wilburn, vs. Was., 12/26/87
97 Tommy Myers, @ N.O., 9/3/78

TOUCHDOWNS**Career**

- 4 Harrison Smith, 2012-
3 Rip Hawkins, 1961-65
3 Ed Sharockman, 1962-72
3 Bobby Bryant, 1967-80
3 Joey Browner, 1983-91
3 Audray McMillian, 1989-93
3 Dewayne Washington, 1994-97
3 Jimmy Hitchcock, 1998-99
3 Darren Sharper, 2005-08

Season

- 3 Jimmy Hitchcock, 1998
2 Rip Hawkins, 1964
2 Carl Lee, 1988
2 Audray McMillian, 1992
2 Anthony Parker, 1994
2 Dewayne Washington, 1994
2 Darren Sharper, 2005
2 Kevin Williams, 2007
2 Harrison Smith, 2012

PASSES DEFENSED**Most Seasons Leading Team**

- 4 Carl Lee
4 Bobby Bryant
4 Antoine Winfield

Most Consecutive Seasons Leading Team

- 2 Nate Wright, 1976-77
2 Carl Lee, 1987-88
2 Jimmy Hitchcock, 1998-99
2 Brian Williams, 2002-03
2 Antoine Winfield, 2008-09
2 Xavier Rhodes, 2013-14
2 Trae Waynes, 2016-17

Career

- 128 Carl Lee, 1983-93
99 Antoine Winfield, 2004-12
77 Bobby Bryant, 1968-80

Season

- 30 Jimmy Hitchcock, 1998
23 Xavier Rhodes, 2013
22 Carl Lee, 1988

Game

- 6 Nate Wright, vs. N.O., 9/12/76
6 Bobby Bryant, vs. N.O., 11/16/75
5 last by Terence Newman, @ Oak., 11/15/15

FUMBLES**OPPONENTS' FUMBLES RECOVERED****Career**

- 28 Jim Marshall, 1961-79
23 Carl Eller, 1964-78
19 Matt Blair, 1974-85
18 Alan Page, 1967-78

Season

- 9 Don Hultz, 1963
7 Alan Page, 1970

- 6 Fred McNeil, 1978

Game

- 3 Joey Browner, vs. S.F., 9/8/85
2 Many times, last by Anthony Barr, @ Atl., 11/25/15

Longest Fumble Returns (All TDs)

- 94t Dwayne Rudd, vs. Chi., 12/6/98
88t Ed Sharockman, @ Det., 12/9/62
77t Kevin Williams, vs. Jax., 11/28/04
70t Paul Krause, @ Det., 12/14/75
69t Alan Page, @ Chi., 10/11/70
65t Willie Teal, @ Phi., 12/1/85
63t Joey Browner, vs. S.D., 9/2/84
63t Dwayne Rudd, vs. Cin., 11/15/98
61t Brian Robison, @ Chi., 9/15/13
58t Anthony Parker, vs. Hou., 11/15/92
55t Captain Munnerlyn, @ G.B., 11/3/16
Long Fumble Returns, Opponents (All TDs)
99 Adrian Wilson, vs. Ari., 11/26/06
90 Aeneas Williams, @ Stl., 11/30/03
80 Bobby Jackson, vs. NY Jets, 12/26/82

OPPONENTS' FUMBLES**RETURNED FOR TOUCHDOWNS****Career**

- 2 Roy Winston, 1962-76
2 Paul Krause, 1968-79
2 Charlie Johnson, 1982-84
2 Chris Martin, 1983-88
2 Henry Thomas, 1987-92
2 Anthony Parker, 1992-94
2 Orlando Thomas, 1995-01
2 Dwayne Rudd, 1997-00
2 Kevin Williams, 2003-12
2 Antoine Winfield, 2004-12
2 Everson Griffen, 2010-19

Season

- 2 Dwayne Rudd, 1998

SACKS**Most Seasons Leading Team**

- 9 John Randle, 1991, 1993-2000
6 Jim Marshall, 1961-66
6 Alan Page, 1967-68, 1971, 1975-77
6 Chris Doleman, 1987-90, 1992-93
6 Jared Allen, 2008-13

Most Consecutive Seasons Leading Team

- 8 John Randle, 1993-2000
6 Jim Marshall, 1961-66
6 Jared Allen, 2008-13
4 Doug Martin, 1980-83
4 Chris Doleman, 1987-90

TOTAL SACKS**Career**

- 130.0 Carl Eller, 1964-78
127.0 Jim Marshall, 1961-79
114.0 John Randle, 1990-2000

Season

- 22.0 Jared Allen, 2011
21.0 Chris Doleman, 1989
18.0 Alan Page, 1976
18.0 Keith Millard, 1989

Game

- 5.0 Randy Holloway, vs. Atl., 9/16/84
4.5 Jared Allen, vs. G.B., 10/5/09
4.0 Many times, last by Kevin Williams, vs. Det., 10/12/08

Game, Rookie

- 3.0 Kevin Williams, @ Ari., 12/28/03
2.5 Gerald Robinson, vs. Chi., 10/19/86

Game, Opponent

- 4.0 Many times, last by Peter Boulware, @ Bal., 1/7/02

TACKLES**COMBINED TACKLES****(DEFENSE & SPECIAL TEAMS TACKLES)****Career**

- 1,981 Scott Studwell, 1977-90
1,452 Matt Blair, 1974-85
1,382 Jeff Siemon, 1972-82
1,350 Chad Greenway, 2006-16

DEFENSIVE TACKLES**Career**

- 1,928 Scott Studwell, 1977-90
1,404 Matt Blair, 1974-85
1,375 Jeff Siemon, 1972-82
1,334 Chad Greenway, 2006-16

Season

- 230 Scott Studwell, 1981
229 Jeff Siemon, 1978
220 Matt Blair, 1981

Game

- 24 Scott Studwell, @ Det., 11/17/85

- 22 Chad Greenway, vs. Oak., 11/20/11
21 Scott Studwell, @ Pit., 9/24/89
21 Ed McDaniel, @ G.B., 9/4/94

SOLO COMBINED TACKLES**Career**

- 1,308 Scott Studwell, 1977-90
1,008 Jeff Siemon, 1972-82
986 Matt Blair, 1974-85

Season

- 170 Jeff Siemon, 1978
156 Scott Studwell, 1981
153 Scott Studwell, 1980

Game

- 18 Rip Hawkins, vs. Det., 11/18/62
18 Rip Hawkins, vs. S.F., 12/2/62
17 Rip Hawkins, vs. Bal., 11/12/61

ASSISTED COMBINED TACKLES**Career**

- 673 Scott Studwell, 1977-90
466 Matt Blair, 1974-85
449 Chad Greenway, 2006-16

Season

- 97 Scott Studwell, 1985
88 Mike Merriweather, 1991
83 Scott Studwell, 1983

Game

- 13 Wally Hilgenberg, @ Chi., 10/23/72
13 Scott Studwell, vs. T.B., 9/30/90

SPECIAL TEAMS TACKLES**Career**

- 147 Chris Walsh, 1994-02
140 Harold Morrow, 1996-02
120 Walker Lee Ashley, 1983-88
113 Keith Nord, 1979-85
113 Heath Farwell, 2005-10

Season

- 38 Joey Browner, 1989
35 Nate Allen, 1977
32 Harold Morrow, 1997
32 Heath Farwell, 2007

Game

- 7 Heath Farwell, @ NYG, 11/25/07
6 Wymon Henderson, vs. Det., 11/6/88

BLOCKED KICKS**Career**

- 20 Matt Blair, 1974-85 (FG-3, P-1, PAT-16)
16 Alan Page, 1967-78 (FG-8, P-1, PAT-7)
10 Tim Irwin, 1981-93 (FG-8, PAT-2)
10 Carl Eller, 1964-78 (FG-9, PAT-1)

Season

- 5 Alan Page, 1976 (3 FG, 2 PAT)
5 Matt Blair, 1977 (1 FG, 2 P, 2 PAT)
5 Matt Blair, 1979 (5 PAT)

Game

- 2 Alan Page, vs. Pit., 10/4/76 (1 FG, 1 PAT)
2 Matt Blair, vs. Dal., 10/7/79 (2 PAT)
2 Matt Blair, @ G.B., 11/11/79 (2 PAT)
2 Matt Blair, vs. Oak., 9/14/81 (2 PAT)
2 Tim Irwin, @ Atl., 12/15/85 (2 FG)
2 Neil Elshire, @ Was., 11/2/86 (2 PAT)
2 Tim Irwin, @ Den., 11/14/93 (1 FG, 1 PAT)

Game, Opponent

- 1 Many times, last time by Bobby Wagner, @ Sea, 12/10/18



Matt Blair

VIKINGS ROOKIE RECORDS (*NFL RECORD, #NFL ROOKIE RECORD)

SERVICE

Starts, Season

- 16 Gary Zimmerman, T, 1986
- 16 Todd Stuessie, T, 1994
- 16 Dewayne Washington, CB, 1994
- 16 Kevin Williams, DT, 2004
- 16 Matt Kalil, T, 2012
- 16 Harrison Smith, S, 2012
- 16 T.J. Clemmings, T, 2015
- 16 Garrett Bradbury, C, 2019

SCORING

Total Points, Season

- 141 Blair Walsh, 2012 (36-pat, 35-fg)
- 106 Randy Moss, 1998 (17-td, 2-2pt)
- 78 Adrian Peterson, 2007 (13-1td)

Total Points, Game

- 20 Randy Moss, @ Dal., 11/16/98 (3-rec. td, 1-2pt)
- 18 Sammy White, @ Mia., 12/11/76 (3-rec. td)
- 18 D.J. Dozier, vs. Den., 10/26/87 (3-rush td)
- 18 Randy Moss, vs. Chi., 12/6/98 (3-rec. td)
- 18 Antonio Smith, vs. K.C., 12/20/03 (3-rush td)
- 18 Adrian Peterson, @ Chi., 10/14/07 (3-rush td)
- 18 Adrian Peterson, vs. S.D., 11/4/07 (3-rush td)
- 18 Blair Walsh, @ St.L., 12/16/12 (3-pat, 5-fg)

Touchdowns, Season

- 17 Randy Moss, 1998#
- 13 Adrian Peterson, 2007
- 10 Sammy White, 1976
- 9 Cordarrelle Patterson, 2013

Touchdowns, Game

- 3 Sammy White, vs. Cle., 11/9/69 (3-rec. td)
- 3 D.J. Dozier, vs. Den., 10/26/87 (3-rush td)
- 3 Randy Moss, @ Dal., 11/16/98 (3-rec. td)
- 3 Randy Moss, vs. Chi., 12/6/98 (3-rec. td)
- 3 Antonio Smith, vs. K.C., 12/20/03 (3-rush td)
- 3 Adrian Peterson, @ Chi., 10/14/07 (3-rush td)
- 3 Adrian Peterson, vs. S.D., 11/4/07 (3-rush td)

Field Goals Made, Season

- 35 Blair Walsh, 2012
- 5 Blair Walsh, @ St.L., 12/16/12

Longest Field Goal

- 56 Blair Walsh, @ Hou., 12/23/12
- 55 Blair Walsh, vs. Jax., 9/9/12
- 55 Blair Walsh, @ Sea., 11/4/12

Field Goals Attempted, Season

- 38 Blair Walsh, @ St.L., 12/16/12

Field Goals Attempted, game

- 5 Blair Walsh, @ St.L., 12/16/12

Highest Field Goal Percentage, Season (Qualifiers)

- 92.1 Blair Walsh, 2012 (35-38)

RUSHING

Yards, Season

- 1,341 Adrian Peterson, 2007
- 801 Chuck Foreman, 1973
- 773 Alfred Anderson, 1984

Yards, Game (*-NFL record)

- 296 Adrian Peterson, vs. S.D., 11/4/07*
- 224 Adrian Peterson, @ Chi., 10/14/07
- 148 Antonio Smith, @ Chi., 12/14/03

Rushing Attempts, Season

- 238 Adrian Peterson, 2007
- 201 Alfred Anderson, 1984
- 182 Chuck Foreman, 1973

Rushing Attempts, Game

- 30 Adrian Peterson, vs. S.D., 11/4/07
- 27 Antonio Smith, @ Chi., 12/14/03
- 27 Dalvin Cook, vs. T.B., 9/24/17

Touchdowns Rushing, Season

- 12 Adrian Peterson, 2007
- 5 Antonio Smith, 2003
- 5 D.J. Dozier, 1987
- 5 Fran Tarkenton, 1961

Touchdowns Rushing, Game

- 3 Adrian Peterson, vs. S.D., 11/4/07
- 3 Adrian Peterson, @ Chi., 10/14/07
- 3 Antonio Smith, @ Chi., 12/20/03
- 3 D.J. Dozier, vs. Den., 10/26/87

Rushing Average, Season

- 5.6 Adrian Peterson, 2007
- 5.4 Antonio Smith, 2003
- 4.8 Jerick McKinnon, 2014

Rushing Average (Min. 10 Attempts), Game

- 11.2 Adrian Peterson, @ Chi., 10/14/07
- 9.9 Adrian Peterson, vs. S.D., 11/4/07
- 9.3 Adrian Peterson, vs. G.B., 9/30/07

Longest Run

- 73 Adrian Peterson, @ Chi., 10/14/07 (td)
- 64 Adrian Peterson, vs. S.D., 11/4/07 (td)
- 55 Adrian Peterson, vs. G.B., 9/30/07
- 55 Jerick McKinnon, vs. Atl., 9/28/14

PASSING

Passing Yards, Season

- 2,919 Teddy Bridgewater, 2014
- 1,997 Fran Tarkenton, 1961
- 1,853 Christian Ponder, 2011

Passing Yards, Game

- 381 Christian Ponder, vs. Den., 12/4/11
- 317 Teddy Bridgewater, vs. Atl., 9/28/14
- 315 Teddy Bridgewater, @ Det., 12/14/14

Pass Attempts, Season

- 402 Teddy Bridgewater, 2014
- 291 Christian Ponder, 2011
- 280 Fran Tarkenton, 1961

Pass Attempts, Game

- 47 Christian Ponder, vs. Den., 12/4/11
- 42 Teddy Bridgewater, @ T.B., 10/26/14
- 42 Teddy Bridgewater, Was., 11/2/14

Pass Completions, Season

- 259 Teddy Bridgewater, 2014
- 158 Christian Ponder, 2011
- 157 Fran Tarkenton, 1961

Pass Completions, Game

- 31 Teddy Bridgewater, @ Det., 12/14/14
- 29 Christian Ponder, vs. Den., 12/4/11
- 26 Teddy Bridgewater, vs. Was., 11/2/14

Touchdown Passes, Season

- 18 Fran Tarkenton, 1961
- 14 Teddy Bridgewater, 2014
- 13 Christian Ponder, 2011

Touchdown Passes, Game

- 4 Fran Tarkenton, vs. Chi., 9/17/61
- 4 Fran Tarkenton, vs. LA Rams, 12/3/61
- 4 Fran Tarkenton, @ Chi., 12/17/61

Passes Had Intercepted, Season

- 17 Fran Tarkenton, 1961
- 13 Christian Ponder, 2011

Passes Had Intercepted, Game

- 3 8 times, last Teddy Bridgewater, vs. Det., 10/12/14

Lowest Percentage Passes Intercepted, Season (Qualifiers)

- 3.0 Teddy Bridgewater, 2014 (402-12)
- 4.5 Christian Ponder, 2011 (291-13)
- 6.1 Fran Tarkenton, 1961 (280-17)

Highest QB Rating, Season

- 85.2 Teddy Bridgewater, 2014
- 74.7 Fran Tarkenton, 1961
- 70.1 Christian Ponder, 2011

Highest QB Rating, Game

- 148.6 Fran Tarkenton, vs. Chi., 9/17/61
- 121.1 Fran Tarkenton, L.A., 12/3/61
- 120.7 Teddy Bridgewater, vs. Car., 11/30/14

PASS RECEIVING

Receptions, Season

- 73 Justin Jefferson, 2020
- 69 Randy Moss, 1998
- 60 Percy Harvin, 2009
- 52 Stefon Diggs, 2015
- 51 Paul Flatley, 1963
- 51 Sammy White, 1976
- 45 Cordarrelle Patterson, 2013
- 37 Chuck Foreman (RB), 1973
- 36 Irv Smith, Jr. (TE), 2019

Receptions, Game

- 9 Sammy White, vs. LA Rams, 9/19/76
- 9 Sammy White, @ Mia., 12/11/76
- 9 Justin Jefferson, vs. Atl., 10/18/20
- 9 Justin Jefferson, vs. Jax., 12/6/20
- 8 James Brim, @ Chi., 10/11/87
- 8 Randy Moss, vs. G.B., 11/22/98
- 8 Randy Moss, vs. Chi., 12/6/98
- 8 Cordarrelle Patterson, at G.B., 11/24/13
- 8 Justin Jefferson, @ Chi., 11/16/20
- 8 Justin Jefferson, vs. Chi., 12/20/20

Receiving Yards, Season

- 1,313 Randy Moss, 1998
- 1,182 Justin Jefferson, 2020
- 906 Sammy White, 1976
- 867 Paul Flatley, 1963

Receiving Yards, Game

- 210 Sammy White, vs. Det., 11/7/76
- 190 Randy Moss, @ G.B., 10/5/98

175 Justin Jefferson, vs. Ten., 9/27/20

Touchdowns Receiving, Season (#-NFL record)

- 17 Randy Moss, 1998#
- 10 Sammy White, 1976

7 Justin Jefferson, 2020

Touchdowns Receiving, Game

- 3 Sammy White, @ Mia., 12/11/76
- 3 Randy Moss, @ Dal., 11/26/98
- 3 Randy Moss, vs. Chi., 12/6/98

COMBINED YARDAGE

Yards, Season

- 2,081 Percy Harvin, 2009 (ru-135, re-790, rt-1156)
- 2,021 Adrian Peterson, 2007 (ru-1341, re-268, rt-412)
- 2,020 Cordarrelle Patterson, 2013 (ru-158, re-469, rt-1,393)

Yards, Game

- 361 Adrian Peterson, @ Chi., 10/14/07 (ru-248, re-9, rt-128)
- 315 Adrian Peterson, vs. S.D., 11/4/07 (ru-296, re-19)

PUNTING

Punts, Season

- 75 Jeff Locke, 2013
- 73 Neil Clabo, 1975
- 71 Chris Kluge, 2005

Punts, Game

- 9 Bobby Walden, vs. L.A., 11/29/64
- 9 Jeff Locke, @ Bal., 12/8/13
- 8 Chris Kluge, vs. NYG, 11/13/05

Punt Average, Season

- 46.4 Bobby Walden, 1964 (72-3,341)
- 44.2 Jeff Locke, 2013 (75-3,316)
- 44.1 Chris Kluge, 2005 (71-3,130)

Punt Average (Min. 4 punts), Game

- 54.3 Chris Kluge, vs. T.B., 9/11/05 (4-217)
- 52.4 Bobby Walden, vs. S.F., 11/8/64 (5-262)
- 52.0 Bobby Walden, @ Bal., 11/15/64 (4-208)

PUNT RETURNS

Punt Returns, Season

- 48 Kevin Miller, 1978
- 35 Keenan Howry, 2003
- 33 Jimmy Edwards, 1979

Punt Returns, Games

- 6 Kevin Miller, vs. T.B., 9/17/78
- 6 David Palmer, vs. Det., 9/11/94

Punt Return Yards, Season

- 247 Keenan Howry, 2003
- 217 Troy Walters, 2000

Punt Return Yards, Game


- 107 Charlie West, vs. Was., 11/3/68
- 78 Troy Walters, vs. Det., 11/30/00
- 77 Bob Grim, vs. NYG, 11/5/67

Longest Punt Return

- 81 Bob Grim, vs. NYG, 11/5/67
- 63 Troy Walters, vs. Det., 11/30/00
- 57 Nick Davis, vs. Chi., 10/27/02

Punt Return Average, Season

- 10.1 Charlie West, 1968 (20-201)
- 7.9 Nick Davis, 2002 (24-190)



WR Sammie White set the team record with 210 yards receiving in a game and earned 1976 NFL Rookie of the Year.

7.6 Jackie Wallace, 1974 (25-191)

Punt Return Average (3 returns), Game

35.7 Charlie West, vs. Was., 11/3/68 (3-107)

26.0 Troy Walters, vs. Det., 11/30/00 (3-78)

25.7 Bob Grim, vs. NYG, 11/5/67 (3-77)

KICKOFF RETURNS

Kickoff Returns, Season

53 Buster Rhymes, 1985

44 Jimmy Edwards, 1979

43 Cordarrelle Patterson, 2013

Kickoff Returns, Game

8 Troy Walters, vs. G.B., 12/17/00

7 Jimmy Edwards, @ S.L., 11/4/79

7 Darryl Harris, vs. G.B., 10/16/88

Kickoff Return Yards, Season

1,393 Cordarrelle Patterson, 2013

1,345 Buster Rhymes, 1985

1,156 Percy Harvin, 2009

Kickoff Return Yards, Game

228 Cordarrelle Patterson, vs. G.B., 10/27/13

182 Buster Rhymes, vs. Chi., 9/19/85

180 Percy Harvin, vs. S.F., 9/27/09

Longest Kickoff Return (All TDs)

109 Cordarrelle Patterson, vs. G.B., 10/27/13*

105 Cordarrelle Patterson, at Chi., 9/15/13

104 Aundrae Allison, vs. Det., 12/2/07

Kickoff Return Average, Season

32.4 Cordarrelle Patterson, 2013

28.7 Aundrae Allison, 2007

27.5 Percy Harvin, 2009

Kickoff Return Average (3 returns), Game

49.7 Cordarrelle Patterson, @ Chi., 9/15/13 (3-149)

48.0 Aundrae Allison, vs. Det., 12/2/07 (3-144)

45.6 Cordarrelle Patterson, vs. G.B., 10/27/13 (5-228)

INTERCEPTIONS

Passes Defended, Season

23 Xavier Rhodes, 2013

19 Orlando Thomas, 1995

12 Dewayne Washington, 1994

12 Brian Williams, 2002

Interceptions, Season

9 Orlando Thomas, 1995

6 George Rose, 1961

5 Rip Hawkins, 1961

Interceptions, Game

2 Rip Hawkins, vs. Dal., 9/24/61

2 Jeff Siemon, vs. S.F., 12/16/72

Interception Return Yards, Season

135 Dewayne Washington, 1994

108 Orlando Thomas, 1995

87 Harrison Smith, 2012

Interception Return Yards, Game

81 Dewayne Washington, @ Chi., 9/18/94

80 Mike Nattiel, vs. Sea., 12/7/03

70 Orlando Thomas, @ Pit., 9/24/95

Longest Interception Return

81 Dewayne Washington, @ Chi., 9/18/94 (td)

80 Mike Nattiel, vs. Sea., 12/7/03 (td)

63 Tim Newton, @ Buf., 9/25/85

TACKLES

Total Tackles, Season

129 Harrison Smith, 2012

126 Rip Hawkins, 1961

109 Chris Dooleman, 1985

105 Eric Kendricks, 2015

102 Tim Newton, 1985

99 Anthony Barr, 2014

Total Tackles, Game

13 Malik Boyd, @ N.E., 11/13/94

13 Harrison Smith, vs. T.B., 10/25/12

13 Eric Kendricks, vs. K.C., 10/18/15

SACKS

Sacks, Season

10.5 Don Hultz, 1963

10.5 Kevin Williams, 2003

Sacks, Game

3.0 Kevin Williams, vs. Ari., 12/28/03

2.5 Gerald Robinson, Chi., 10/19/86

2.0 10 times, last Danielle Hunter, vs. Chi., 12/20/15

*NFL Record

#NFL Rookie Record

VIKINGS ROOKIE NFL AWARDS

NFL ROOKIE OF THE YEAR

1963-Paul Flatley, WR (AP, UPI, NEA, TSN)

1973-Chuck Foreman, RB (AP, PFWA)

1976-Sammy White, WR (AP, PFWA)

1998-Randy Moss, WR (TSN, FN, PFW, SI)

2007-Adrian Peterson, RB (TSN, PFW, SI)

PEPSI ROOKIE OF THE YEAR

2007-Adrian Peterson, RB

2009-Percy Harvin, WR

2014-Teddy Bridgewater, QB

NFL OFFENSIVE ROOKIE OF THE YEAR

1973-Chuck Foreman, RB (PFW)

1976-Sammy White, WR (PFW, PD)

1998-Randy Moss, WR (AP, FD, CPFW)

2007-Adrian Peterson, RB (AP, PFW)

2009-Percy Harvin, WR/KR (AP, PFW)

NFL DEFENSIVE ROOKIE OF THE YEAR

1994-Dewayne Washington, CB (PFW)

NFC ROOKIE OF THE YEAR

1973-Chuck Foreman, RB (Wheaties, TSN)

1976-Sammy White, WR (UPI, TSN, NEA)

1998-Randy Moss, WR (PFWA)

NFC OFFENSIVE ROOKIE OF THE YEAR

1998-Randy Moss, WR (PFWA)

1ST-TEAM A.P. ALL-PRO

1998-Randy Moss, WR

2012-Blair Walsh, K

2013-Cordarrelle Patterson, WR/KR

ALL-ROOKIE HONORS (PFWA)

1972-Jeff Siemon, LB

1973-Chuck Foreman, RB

1974-Matt Blair, LB

1976-Sammy White, WR

1984-Alfred Anderson, RB

1988-Randall McDaniel, G

1994-Todd Steussie, G

Andrew Jordan, TE

Dewayne Washington, CB

1995-Orlando Thomas, S

1998-Randy Moss, WR

2000-Chris Hovan, DT

2003-Onterio Smith, RB

Kevin Williams, DT

Eddie Johnson, P

2005-Chris Kluwe, P

2007-Adrian Peterson, RB

Brian Robison, DE

2009-Phil Loadholt, T

Percy Harvin, WR/KR

2011-Kyle Rudolph, TE

2012-Blair Walsh, K

Matt Kalil, T

Harrison Smith, S

2013-Cordarrelle Patterson, WR/KR

2014-Teddy Bridgewater, QB

2015-Stefon Diggs, WR

Danielle Hunter, DE

Eric Kendricks, LB

2017-Pat Elflein, C

NFL ROOKIE OF THE WEEK

2004-Mewelde Moore, RB, vs. Ten., 10/24, Offense

2007-Adrian Peterson, RB, @ Chi., 10/14, Offense

2007-Adrian Peterson, RB, vs. S.D., 11/4, Offense

2009-Percy Harvin, WR, @ Pit., 10/25, Special Teams

2009-Percy Harvin, WR, @ G.B., 11/1, Special Teams

2014-Teddy Bridgewater, QB, vs. Atl., 9/28, Offense

2014-Teddy Bridgewater, QB, vs. Car., 11/30, Offense

2015-Stefon Diggs, WR, vs. K.C., 10/18, Offense

NFL ROOKIE OF THE MONTH

1997-Dwayne Rudd, LB, December, Defense

1998-Randy Moss, WR, November, Offense

2003-Kevin Williams, DT, December, Defense

2007-Adrian Peterson, RB, September, Offense

2007-Adrian Peterson, RB, October, Offense

2009-Percy Harvin, WR, November, Offense

2013-Cordarrelle Patterson, WR, December, Offense

2015-Eric Kendricks, LB, October, Defense

PRO BOWL HONORS

1973-Chuck Foreman, RB

1976-Sammy White, WR

1998-Randy Moss, WR

2007-Adrian Peterson, RB

2009-Percy Harvin

2012-Matt Kalil, T

2013-Cordarrelle Patterson, WR/KR



Kevin Williams was 1 of 3 Vikings who earned All-Rookie honors in 2003 and he went on to start all 16 games in his debut season, setting a team rookie record with 3.0 sacks in a game.



Randy Moss capped a historic rookie season with an NFL-record 17 receiving TDs and Vikings-record 69 receptions and 1,313 yards en route to NFL Offensive Rookie of the Year honors.

VIKINGS BIG DAYS

RUSHING

296	Adrian Peterson vs. S.D., 11/4/07 (30 att.)	122	Darrin Nelson vs. Det., 11/3/85 (25 att.)
224	Adrian Peterson @ Chi., 10/14/07 (20 att.)	122	Robert Smith @ G.B., 11/9/00 (24 att.)
212	Adrian Peterson @ StL, 12/16/12 (24 att.)	122	Mewelde Moore @ G.B., 11/21/05 (22 att.)
211	Adrian Peterson vs. Chi., 12/13/35 (att.)	122	Adrian Peterson vs. Ari., 10/9/11 (29 att.)
210	Adrian Peterson @ G.B., 12/12/12 (21 att.)	121	Mel Triplett @ Chi., 12/16/61 (15 att.)
206	Dalvin Cook vs. Det., 11/8/20 (22 att.)	120	Adrian Peterson @ Chi., 10/19/08 (22 att.)
203	Adrian Peterson @ Oak., 11/15/15 (26 att.)	120	Alfred Anderson @ Det., 9/23/84 (19 att.)
200	Chuck Foreman @ Phi., 10/24/76 (28 att.)	120	Robert Smith vs. Car., 10/12/97 (23 att.)
199	Adrian Peterson vs. G.B., 12/30/12 (34 att.)	120	Michael Bennett @ G.B., 12/8/02 (19 att.)
192	Adrian Peterson vs. G.B., 11/9/08 (30 att.)	120	Adrian Peterson vs. T.B., 9/18/11 (25 att.)
182	Adrian Peterson @ Sea., 11/12/17 (17 att.)	120	Dalvin Cook vs. Jax., 12/6/20 (32 att.)
181	Dalvin Cook vs. Ten., 9/27/20 (22 att.)	119	Darrin Nelson vs. G.B., 11/13/83 (16 att.)
180	Adrian Peterson @ Cle., 9/13/09 (25 att.)	119	Dave Osborn @ Chi., 12/18/66 (19 att.)
179	Ted Brown @ G.B., 10/23/83 (29 att.)	118	Darrin Nelson vs. Cle., 10/26/86 (22 att.)
178	Robert Smith @ StL, 9/13/80 (23 att.)	118	Darrin Nelson @ Dal., 11/26/87 (16 att.)
175	Adrian Peterson vs. G.B., 10/13/11 (24 att.)	118	Robert Smith @ K.C., 12/12/99 (21 att.)
172	Terry Allen @ Pit., 12/20/92 (33 att.)	118	Adrian Peterson @ Phi., 12/26/10 (22 att.)
171	Adrian Peterson vs. Det., 11/11/12 (27 att.)	117	Bill Brown vs. Cl., 10/16/65 (15 att.)
170	Robert Smith @ Chi., 10/15/00 (15 att.)	117	Chuck Foreman @ N.O., 11/16/75 (24 att.)
169	Robert Smith @ Buf., 8/31/97 (16 att.)	117	Robert Smith vs. Ari., 11/12/00 (20 att.)
168	Chester Taylor vs. Sea., 10/22/06 (24 att.)	116	Chuck Foreman vs. Chi., 9/23/73 (16 att.)
167	Michael Bennett vs. NYG, 11/10/02 (15 att.)	116	Adrian Peterson vs. Det., 12/10/07 (15 att.)
166	Scottie Graham vs. K.C., 12/26/93 (33 att.)	115	Bill Brown @ Dal., 9/25/66 (20 att.)
165	Adrian Peterson @ Atl., 12/14/08 (28 att.)	115	Dave Osborn vs. NYG, 11/5/67 (16 att.)
164	Chester Taylor vs. Oak., 11/18/07 (22 att.)	115	Robert Smith vs. Det., 10/31/93 (23 att.)
163	Dalvin Cook vs. G.B., 11/1/20 (30 att.)	115	Robert Smith @ Pit., 9/24/95 (15 att.)
160	Robert Smith vs. Ind., 12/21/97 (17 att.)	115	Scottie Graham @ Cinn., 12/24/95 (25 att.)
160	Adrian Peterson vs. Ind., 9/13/08 (29 att.)	115	Robert Smith vs. Det., 11/30/00 (17 att.)
160	Adrian Peterson vs. G.B., 9/26/10 (23 att.)	115	Matt Asiata vs. Det., 12/29/13 (4 att.)
159	Terry Allen @ Chi., 9/18/94 (22 att.)	115	Dalvin Cook vs. Dal., 12/22/20 (27 att.)
158	Adrian Peterson @ Atl., 11/29/15 (29 att.)	114	Chuck Foreman @ Det., 10/7/73 (16 att.)
156	Chuck Foreman @ Det., 12/18/77 (33 att.)	114	Michael Bennett @ T.B., 11/3/02 (10 att.)
155	Dave Osborn vs. G.B., 12/3/67 (12 att.)	113	Ted Brown @ Chi., 9/21/80 (22 att.)
155	Clinton Jones vs. Atl., 11/28/71 (22 att.)	113	Terry Allen vs. Mia., 9/25/94 (15 att.)
155	Latavius Murray vs. Ari., 10/14/18 (24 att.)	113	Terry Allen @ T.B., 10/30/94 (17 att.)
154	Adrian Peterson vs. Chi., 12/9/12 (31 att.)	113	Robert Smith vs. Det., 9/19/96 (22 att.)
154	Dalvin Cook @ G.B., 9/15/19 (20 att.)	113	Michael Bennett vs. Tenn., 12/9/01 (16 att.)
153	Adrian Peterson vs. Ari., 10/21/12 (23 att.)	113	Chester Taylor vs. Car., 9/17/06 (24 att.)
150	Chuck Foreman vs. Chi., 10/16/77 (26 att.)	112	Adrian Peterson vs. G.B., 9/30/07 (12 att.)
148	Chuck Foreman vs. Pit., 10/14/76 (17 att.)	112	Alexander Mattison @ Sea., 10/11/20 (20 att.)
148	Herschel Walker vs. G.B., 10/15/85 (18 att.)	111	Dalvin Cook vs. Atl., 9/8/19 (21 att.)
148	Robert Smith @ Chi., 11/23/00 (18 att.)	111	Latavius Murray vs. Bal., 10/22/17 (18 att.)
148	Onterio Smith @ Chi., 12/14/03 (27 att.)	111	Robert Smith vs. Det., 9/10/95 (20 att.)
148	Mike Boone vs. Chi., 12/9/19 (17 att.)	111	Adrian Peterson vs. Det., 10/12/08 (25 att.)
146	Tommy Mason vs. Bal., 11/17/63 (12 att.)	111	Latavius Murray vs. Chi., 12/31/17 (20 att.)
146	Darrin Nelson vs. G.B., 11/1/81 (25 att.)	110	Dalvin Cook vs. Oak., 9/22/19 (16 att.)
146	Robert Smith @ NYG, 12/26/99 (12 att.)	110	Bill Brown vs. Chi., 9/25/68 (12 att.)
146	Onterio Smith vs. G.B., 12/22/03 (21 att.)	109	Ted Brown @ G.B., 9/27/81 (15 att.)
146	Adrian Peterson @ G.B., 11/24/13 (32 att.)	109	Robert Smith vs. Chi., 9/3/00 (14 att.)
145	Adrian Peterson vs. Mia., 9/19/10 (28 att.)	109	Mewelde Moore @ N.O., 10/17/04 (15 att.)
143	Tommy Mason @ Bal., 12/16/62 (20 att.)	109	Toby Gerhart @ Was., 12/4/11 (11 att.)
143	Adrian Peterson vs. Bal., 10/18/09 (23 att.)	109	Joe Webb @ Det., 12/11/11 (7 att.)
142	Dalvin Cook vs. G.B., 9/15/19 (5 att.)	108	Ted Brown @ Atl., 11/23/81 (16 att.)
140	Terry Allen @ G.B., 9/16/92 (12 att.)	108	Leroy Hoard vs. Oak., 11/17/96 (20 att.)
139	Adrian Peterson vs. Pit., 9/29/13 (23 att.)	108	Moe Williams vs. Chi., 9/14/03 (21 att.)
139	Dave Osborn @ Chi., 11/13/13 (25 att.)	108	Adrian Peterson @ Chi., 10/17/04 (18 att.)
139	Scottie Graham @ G.B., 12/19/93 (30 att.)	107	Chuck Foreman vs. Det., 10/19/75 (22 att.)
139	Tommy Mason vs. Hou., 11/2/08 (25 att.)	107	Robert Smith vs. Chi., 10/10/99 (12 att.)
138	Tommy Mason @ Det., 12/19/62 (16 att.)	107	Adrian Peterson vs. Buf., 12/5/10 (16 att.)
138	Bill Brown @ Cle., 10/31/65 (26 att.)	106	Bill Brown @ Bal., 11/16/64 (14 att.)
138	Mewelde Moore vs. Ten., 10/24/04 (20 att.)	106	Dave Osborn @ Chi., 10/12/69 (15 att.)
137	Tommy Mason vs. Bal., 9/13/64 (20 att.)	106	Michael Bennett vs. Chi., 10/27/02 (29 att.)
137	Robert Smith vs. N.O., 11/8/98 (20 att.)	106	Michael Bennett vs. Det., 11/6/05 (18 att.)
137	Chester Taylor vs. Ari., 11/26/06 (27 att.)	105	Alfred Anderson @ Phi., 9/9/84 (20 att.)
136	Dalvin Cook vs. Ws., 12/18/19 (22 att.)	105	Leroy Hoard vs. S.F., 10/24/99 (17 att.)
135	Jerick McKinnon vs. Atl., 9/25/14 (18 att.)	105	Adrian Peterson @ Det., 12/7/08 (22 att.)
134	Robert Smith vs. Det., 10/25/98 (19 att.)	104	Tony Galbreath @ Chi., 10/9/83 (16 att.)
134	Robert Smith @ Det., 10/1/00 (16 att.)	104	Robert Smith vs. S.D., 11/28/99 (20 att.)
134	Adrian Peterson vs. Det., 9/20/15 (29 att.)	104	Michael Bennett @ G.B., 12/30/01 (25 att.)
133	Chuck Foreman vs. Cinn., 11/37/79 (28 att.)	104	Adrian Peterson vs. NYG, 12/27/15 (22 att.)
133	Adrian Peterson vs. Det., 11/15/09 (18 att.)	103	Bill Brown vs. Bal., 9/13/64 (20 att.)
132	Dalvin Cook @ NYG, 10/16/19 (21 att.)	103	Bill Brown @ NYG, 12/16/64 (18 att.)
132	Dalvin Cook vs. Chi., 12/20/20 (24 att.)	103	Dave Osborn @ Atl., 10/29/67 (19 att.)
132	Robert Smith @ G.B., 9/21/97 (28 att.)	103	Darrin Nelson vs. T.B., 11/15/87 (17 att.)
131	Adrian Peterson vs. Chi., 11/30/08 (28 att.)	103	Herschel Walker vs. Den., 9/29/91 (12 att.)
130	Dalvin Cook vs. Hou., 10/4/20 (27 att.)	103	Robert Smith vs. Was., 10/18/98 (24 att.)
130	Michael Bennett vs. G.B., 11/17/02 (19 att.)	103	Robert Smith vs. Car., 11/19/00 (23 att.)
129	Ted Brown vs. T.B., 11/8/81 (31 att.)	103	Michael Bennett vs. Sea., 12/7/03 (25 att.)
129	Chuck Foreman vs. S.D., 11/23/75 (33 att.)	103	Adrian Peterson @ Atl., 9/9/07 (19 att.)
127	Terry Allen vs. T.B., 11/3/91 (14 att.)	103	Adrian Peterson @ G.B., 9/8/08 (19 att.)
127	Dalvin Cook vs. N.O., 9/11/17 (22 att.)	103	Adrian Peterson vs. NYG, 12/28/08 (21 att.)
126	Herschel Walker @ T.B., 12/8/17 (16 att.)	103	Jerick McKinnon @ Buf., 10/19/14 (19 att.)
126	Adrian Peterson vs. S.D., 9/27/15 (20 att.)	103	Adrian Peterson @ Chi., 11/1/15 (20 att.)
126	Herschel Walker @ Atl., 9/8/91 (25 att.)	103	Chuck Foreman @ Chi., 10/27/75 (26 att.)
126	Robert Smith vs. Phi., 9/28/97 (22 att.)	103	Chuck Foreman vs. Atl., 11/9/75 (26 att.)
125	Artose Pinner @ Det., 12/10/06 (29 att.)	103	Robert Smith vs. Car., 10/6/96 (27 att.)
125	Adrian Peterson vs. StL, 11/8/15 (29 att.)	103	Moe Williams vs. Buf., 9/15/02 (17 att.)
125	Tommy Mason vs. Pit., 11/8/75 (20 att.)	103	Adrian Peterson @ K.C., 9/23/07 (25 att.)
125	Oscar Reed vs. Det., 11/2/72 (22 att.)	103	Adrian Peterson @ Det., 9/30/12 (21 att.)
125	Raymond Hayes vs. LA Rams, 12/3/61 (18 att.)	103	Cordarrelle Patterson @ StL, 9/7/14 (3 att.)
123	Chester Taylor vs. Det., 10/8/06 (26 att.)	102	Dalvin Cook @ T.B., 12/13/20 (22 att.)
123	Adrian Peterson vs. T.B., 10/25/12 (15 att.)	101	Tommy Mason @ G.B., 12/5/65 (21 att.)
122	Chuck Foreman @ N.O., 9/3/78 (18 att.)	101	Clinton Jones vs. Atl., 9/14/68 (17 att.)

101	Mewelde Moore vs. N.O., 9/25/05 (23 att.)
101	Robert Smith vs. Jax., 12/20/98 (19 att.)
101	Chester Taylor @ S.F., 12/9/07 (8 att.)
100	Chuck Foreman vs. G.B., 10/9/73 (19 att.)
100	Chuck Foreman vs. Sea., 11/14/76 (17 att.)
100	Ted Brown vs. Dal., 1/3/83 (29 att.)
100	Terry Allen vs. G.B., 12/27/92 (20 att.)
100	Adrian Peterson @ Chi., 9/15/13 (26 att.)

Career 100-Yard Rushing Games

No.	Player	W-L
49.	Adrian Peterson	33-15-1
29.	Robert Smith	22-7
17.	Chuck Foreman	16-1
15.	Dalvin Cook	10-5
9.	Michael Bennett	5-4
8.	Bill Brown	5-4
7.	Terry Allen	7-0
7.	Tommy Mason	2-4
6.	Dave Osborn	3-3
6.	Ted Brown	5-1
6.	Darrin Nelson	5-3
6.	Chester Taylor	6-0
4.	Herschel Walker	3-4
4.	Mewelde Moore	4-0
3.	Latavius Murray	3-0
3.	Scottie Graham	2-1
3.	Leroy Hoard	3-0
2.	Clinton Jones	2-0
2.	Alfred Anderson	1-1
2.	Moe Williams	1-1
2.	Onterio Smith	1-1
1.	Jerick McKinnon	1-0
1.	Ray Hayes	1-0
1.	Mel Triplett	0-1
1.	Oscar Reed	1-0
1.	Tony Galbreath	1-0
1.	Artose Pinner	1-0
1.	Toby Gerhart	1-0
1.	Joe Webb	1-0
1.	Matt Asiata	1-0
1.	Cordarrelle Patterson	1-0
1.	Mike Boone	0-1
1.	Alexander Mattison	0-1

PASSING

490	Tommy Kramer @ Was., 11/2/86 (20 of 35)
456	Tommy Mason vs. Cle., 12/14/80 (38 of 49)
449	Joe Kapp vs. Bal., 9/28/69 (28 of 43)
446	Brett Favre vs. Ari., 11/7/10 (36 of 47)
444	Tommy Kramer @ S.D., 10/18/81 (27 of 43)
442	Randall Cunningham @ G.B., 10/5/98 (20 of 32)
436	Tommy Kramer vs. Chi., 9/19/85 (28 of 55)
425	Kirk Cousins @ G.B., 9/16/18 (35 of 48)
425	Daunte Culpepper @ N.O., 10/17/04 (26 of 37)
422	Kirk Cousins @ LA Rams, 9/27/18 (36 of 50)
420	Warren Moon vs. N.O., 11/6/94 (33 of 57)
407	Frank Tankerson @ S.F., 10/24/65 (21 of 34)
404	Daunte Culpepper @ Det., 12/19/04 (25 of 35)
400	Warren Moon vs. NYJ, 11/20/94 (33 of 50)
396	Daunte Culpepper @ Oak., 11/16/03 (27 of 49)
396	Daunte Culpepper @ Hou., 10/10/04 (36 of 50)
395	Tommy Kramer vs. Atl., 9/7/80 (30 of 42)
392	Brett Favre vs. Chi., 11/29/09 (32 of 48)
391	Wade Wilson vs. Det., 11/6/88 (28 of 35)
386	Tommy Kramer @ T.B., 10/17/84 (27 of 47)
384	Steve Dils @ T.B., 9/5/81 (27 of 44)
380	Tommy Kramer vs. G.B., 11/29/81 (38 of 55)
382	Matt Cassel vs. Phi., 12/15/13 (26 of 35)
382	Sam Bradford @ G.B., 12/24/16 (34 of 50)
381	Christian Ponder vs. Den., 12/4/11 (29 of 47)
374	Wade Wilson @ T.B., 12/16/90 (24 of 39)
374	Jeff George @ Chi., 11/14/99 (25 of 44)
370	Daunte Culpepper @ S.D., 11/9/03 (32 of 44)
369	Case Keenum vs. T.B., 9/24/17 (25 of 33)
366	Sean Salisbury @ Den., 11/14/93 (19 of 37)
364	Randall Cunningham vs. Oak., 9/19/99 (23 of 39)
363	Jeff George vs. S.D., 11/28/99 (28 of 43)
363	Daunte Culpepper @ G.B., 11/14/04 (27 of 44)
361	Steve Dils @ T.B., 9/5/81 (27 of 44)
361	Wade Wilson vs. N.O., 12/21/86 (24 of 39)
360	Daunte Culpepper @ Chi., 9/26/04 (19 of 30)
359	Kirk Cousins vs. N.O., 11/4/18 (31 of 41)
349	Randall Cunningham @ Dal., 11/26/98 (17 of 35)
357	Daunte Culpepper vs. Car., 11/19/00 (22 of 29)
355	Warren Moon @ Ari., 10/2/94 (29 of 47)
355	Daunte Culpepper vs. Mia., 9/10/00 (23 of 37)
352	Christian Ponder @ Was., 10/14/12 (35 of 52)
349	Warren Moon @ N.E., 11/3/94 (26 of 42)
349	Randall Cunningham vs. Chi., 12/6/98 (21 of 31)
348	Todd Bouman vs. Tenn., 12/30/91 (21 of 31)
347	Frank Tankerson @ Was., 11/30/75 (27 of 37)
347	Frank Tankerson vs. Det., 11/7/76 (17 of 25)
347	Sean Salisbury vs. S.D., 11/17/93 (27 of 47)
346	Sam Bradford vs. N.O., 9/11/17 (23 of 32)
345	Randall Cunningham @ Bal., 12/13/98 (32 of 55)
344	Brett Favre vs. Det., 11/5/09 (20 of 29)

343	Tommy Kramer @ St.L., 10/25/81 (25 of 55)
343	Daunte Culpepper @ Phil., 9/20/04 (37 of 47)
344 Kirk Cousins vs. Atl., 10/18/20 (24 of 36)	
344 Kirk Cousins vs. Atl., 11/25/18 (39 of 38)	
342	Tommy Kramer vs. Chi., 11/28/82 (26 of 35)
342	Warren Moon @ N.E., 11/19/95 (24 of 43)
339	Wade Wilson vs. T.B., 11/30/86 (22 of 33)
338	Warren Moon vs. N.O., 11/19/95 (25 of 32)
337 Kirk Cousins @ Det., 10/20/19 (24 of 34)	
335	Wade Wilson @ T.B., 10/23/88 (22 of 30)
335	Daunte Culpepper vs. G.B., 12/17/00 (23 of 38)
335	Teddy Bridgewater @ Ari., 12/10/15 (25 of 36)
334	Brad Johnson vs. T.B., 9/14/97 (29 of 44)
334	Brett Favre @ Pit., 10/25/09 (34 of 51)
333 Kirk Cousins vs. Phil., 10/13/19 (22 of 29)	
333	Tommy Kramer vs. Det., 9/20/81 (25 of 42)
332	Warren Moon @ T.B., 10/15/95 (33 of 49)
332	Daunte Culpepper @ N.O., 10/17/01 (23 of 34)
330	Tommy Kramer @ Atl., 11/23/81 (24 of 47)
330	Daunte Culpepper @ St.L., 11/30/03 (33 of 47)
328	Tommy Kramer vs. NYJ, 12/15/82 (32 of 56)
327	Fran Tarkenton @ La Rams, 10/16/66 (21 of 31)
326	Warren Moon vs. Mia., 9/25/94 (26 of 37)
324	Tommy Kramer vs. T.B., 11/16/80 (24 of 37)
322	Tommy Kramer @ S.F., 10/12/86 (26 of 41)
322	Daunte Culpepper vs. T.B., 9/30/01 (30 of 44)
321	Tommy Kramer vs. Phil., 12/22/85 (21 of 36)
321	Brett Favre @ Chi., 12/28/09 (26 of 40)
317 Kirk Cousins vs. Den., 11/17/19 (23 of 35)	
317	Fran Tarkenton vs. Phil., 11/19/72 (14 of 28)
318	Rich Gannon @ Cinn., 9/27/92 (25 of 32)
317	Fran Tarkenton vs. N.O., 12/1/74 (20 of 29)
317	Rich Gannon @ N.E., 10/20/91 (35 of 63)
317	Teddy Bridgewater vs. Atl., 9/28/14 (19 of 30)
316	Fran Tarkenton @ N.O., 12/17/78 (23 of 38)
316	Brad Johnson vs. Oak., 11/18/98 (28 of 38)
316	Brett Favre vs. NYG, 1/13/10 (25 of 31)
316	Teddy Bridgewater @ Det., 10/25/15 (25 of 35)
315	Tommy Kramer @ Atl., 12/15/85 (22 of 43)
315	Teddy Bridgewater @ Det., 12/14/14 (23 of 37)
314	Steve Dilis @ St.L., 10/30/83 (27 of 38)
314 Kirk Cousins vs. Dal., 11/11/20 (22 of 30)	
313	Daunte Culpepper @ T.B., 10/29/00 (25 of 53)
312	Brad Johnson @ NYJ, 11/23/92 (24 of 35)
312	Daunte Culpepper @ N.E., 12/15/02 (26 of 36)
312	Daunte Culpepper @ Det., 12/29/02 (21 of 31)
311	Fran Tarkenton vs. Chi., 9/20/64 (22 of 34)
311	Tommy Kramer vs. S.D., 10/20/85 (31 of 46)
309	Tommy Kramer vs. T.B., 12/8/85 (21 of 36)
309	Wade Wilson @ G.B., 11/26/89 (23 of 38)
309	Randall Cunningham vs. Chi., 10/10/99 (25 of 47)
309	Teddy Bridgewater vs. NYJ, 12/7/14 (19 of 27)
308	Tommy Kramer @ N.E., 12/16/79 (35 of 61)
307	Fran Tarkenton @ N.O., 11/16/75 (25 of 39)
307	Sam Bradford @ Wash., 11/13/16 (31 of 40)
307 Kirk Cousins vs. Car., 11/21/20 (34 of 45)	
306	Warren Moon vs. Chi., 12/19/94 (27 of 48)
306 Kirk Cousins @ NYG, 10/11/19 (22 of 42)	
305 Kirk Cousins vs. Jax., 12/6/20 (28 of 43)	
304	Case Keenum @ Wash., 11/12/17 (21 of 29)
303	Steve Dilis vs. G.B., 11/13/83 (21 of 37)
303	Wade Wilson vs. Cinn., 12/25/89 (19 of 35)
302	Daunte Culpepper vs. Ari., 11/12/00 (25 of 32)
301 Kirk Cousins @ Phil., 10/7/18 (30 of 37)	
301	Brett Favre vs. S.F., 9/27/09 (24 of 46)
300	Daunte Culpepper vs. N.O., 9/25/05 (22 of 29)

Career 300-Yard Passing Games

No. Player	W-L-T
19 ...Tommy Kramer	9-10
19 ...Daunte Culpepper	11-8
13 ...Kirk Cousins	8-4-1
10 ...Warren Moon	5-5
9 ...Fran Tarkenton	6-3
7 ...Brett Favre	5-2
7 ...Wade Wilson	5-2
6 ...Randall Cunningham	4-2
5 ...Teddy Bridgewater	3-2
3 ...Steve Dilis	3-3
3 ...Brad Johnson	1-2
2 ...Sam Bradford	1-2
2 ...Rich Gannon	1-1
2 ...Sean Salisbury	1-1
2 ...Jeff George	2-0
2 ...Christian Ponder	2-0
2 ...Case Keenum	0-2
1 ...Joe Kapp	1-0
1 ...Todd Bouman	1-0
1 ...Matt Cassel	1-0

RECEIVING

210	Sammy White vs. Det., 11/7/76 (7 rec.)
204	Randy Moss @ Chi., 11/14/99 (12 rec.)
202	Paul Flatley @ S.F., 10/24/65 (7 rec.)
202 Adam Thielen @ G.B., 12/24/16 (12 rec.)	
201	Sidney Rice vs. Det., 11/5/09 (7 rec.)
190	Randy Moss @ G.B., 10/5/98 (5 rec.)
188	Anthony Carter vs. Det., 11/6/88 (5 rec.)

184	Anthony Carter @ Dal., 11/26/87 (8 rec.)
182	Stefon Diggs vs. G.B., 9/18/16 (9 rec.)
179	Steve Jordan @ Was., 11/2/86 (6 rec.)
177	Sammy White vs. Chi., 11/28/82 (10 rec.)
176	Sidney Rice vs. Bal., 10/18/09 (6 rec.)
175 Justin Jefferson vs. Ten., 9/27/20 (7 rec.)	
174	Paul Flatley vs. Det., 11/24/63 (6 rec.)
173	Stefon Diggs vs. T.B., 9/24/17 (8 rec.)
172	Gene Washington vs. Bal., 9/28/69 (5 rec.)
172	Randy Moss vs. S.F., 9/28/03 (8 rec.)
171	Randy Moss vs. NYG, 11/19/01 (10 rec.)
168	Cris Carter vs. Mia., 9/10/00 (10 rec.)
168	Randy Moss @ Det., 10/1/00 (7 rec.)
167	Stefon Diggs vs. Phil., 10/13/19 (7 rec.)
167	Cris Carter @ Ari., 10/2/94 (14 rec.)
166 Adam Thielen @ Wash., 11/12/17 (8 rec.)	
166 Justin Jefferson vs. Atl., 10/18/20 (7 rec.)	
164	Anthony Carter vs. S.D., 11/7/93 (10 rec.)
164	Stefon Diggs @ Wash., 11/13/16 (13 rec.)
163	Randy Moss @ Dal., 11/26/98 (3 rec.)
163	Greg Jennings vs. Phil., 12/15/13 (11 rec.)
162	Hassan Jones @ T.B., 12/16/90 (7 rec.)
160	Ahmad Rashad vs. Atl., 9/7/80 (11 rec.)
160	Randy Moss @ St.L., 11/30/03 (10 rec.)
159	Leo Lewis @ Was., 11/2/86 (3 rec.)
158	Randy Moss vs. Tenn, 12/9/01 (7 rec.)
157	Cris Carter @ Ari., 11/12/95 (12 rec.)
157	Jake Reed vs. N.O., 11/6/94 (8 rec.)
157 Adam Thielen vs. N.O., 9/11/17 (9 rec.)	
156	Paul Flatley vs. Bal., 11/17/63 (7 rec.)
156	Percy Harvin vs. Den., 12/4/11 (8 rec.)
155	Randy Moss vs. Det., 1/2/00 (5 rec.)
153	Jake Reed vs. Chi., 10/28/96 (11 rec.)
153	Randy Moss vs. G.B., 11/22/98 (8 rec.)
152	Gene Washington @ NYG, 9/21/69 (7 rec.)
152	Ahmad Rashad vs. S.F., 9/12/79 (3 rec.)
151	Ahmad Rashad @ Atl., 11/23/81 (9 rec.)
151	Cris Carter @ Phil., 10/15/90 (6 rec.)
151	Cris Carter vs. N.O., 11/6/94 (12 rec.)
151	Randy Moss vs. Den., 10/19/03 (10 rec.)
150	Jake Reed @ NYJ, 11/23/97 (8 rec.)
150	Randy Moss @ G.B., 9/7/03 (9 rec.)
149	Marcus Robinson @ Hou., 10/10/04 (9 rec.)
149	Jake Reed @ Det., 11/23/95 (6 rec.)
148	Jake Reed @ Atl., 9/8/96 (4 rec.)
148	Koren Robinson @ Det., 12/4/05 (4 rec.)
146	Anthony Carter vs. Den., 11/4/90 (54 rec.)
144	Anthony Carter @ Atl., 12/15/85 (7 rec.)
144	James Brim vs. G.B., 10/4/87 (6 rec.)
144	Cris Carter @ Den., 10/31/99 (8 rec.)
144	Randy Moss @ Dal., 11/23/00 (7 rec.)
144	Randy Moss @ Pit., 12/2/01 (8 rec.)
144	Randy Moss @ Det., 12/16/01 (7 rec.)
143	Stefon Diggs vs. Wash., 10/24/19 (7 rec.)
142	Jim Phillips vs. L.A., 10/16/66 (6 rec.)
142	Ahmad Rashad vs. Cle., 12/14/80 (9 rec.)
142	Sammy White @ Buf., 9/16/82 (9 rec.)
142	Qadry Ismail vs. N.O., 11/19/95 (5 rec.)
142	Cris Carter @ Sea., 11/10/96 (7 rec.)
142	Stefon Diggs @ Det., 10/20/19 (7 rec.)
141	Anthony Carter @ G.B., 10/28/90 (9 rec.)
141	Cris Carter @ Chi., 11/14/99 (9 rec.)
141	Nate Burleson @ G.B., 11/14/04 (11 rec.)
141	Cordarrelle Patterson @ Bal., 12/8/13 (5 rec.)
140	Ted Brown vs. Det., 11/9/80 (8 rec.)
140	Sammy White vs. Oak., 9/14/81 (7 rec.)
140	Hassan Jones vs. Pit., 9/27/86 (6 rec.)
140	Jerome Simpson @ Det., 8/13/73 (7 rec.)
139	John Gilliam vs. Chi., 11/25/75 (5 rec.)
139	John Gilliam @ N.O., 11/16/75 (6 rec.)
139	Sammy White vs. La Rams, 9/19/76 (9 rec.)
139	Ahmad Rashad @ Det., 12/18/77 (8 rec.)
138	Cris Carter vs. Car., 11/19/00 (8 rec.)
137	Ray Poage vs. S.F., 9/29/63 (4 rec.)
137	John Henderson @ Bos., 12/13/70 (8 rec.)
137	Darrin Nelson vs. G.B., 11/13/83 (7 rec.)
137	Cris Carter vs. N.O., 11/19/95 (12 rec.)
136	Jim Lash vs. G.B., 11/17/74 (6 rec.)
136	Ahmad Rashad vs. G.B., 9/23/79 (9 rec.)
136	Cris Carter vs. T.B., 12/3/95 (6 rec.)
136	Cris Carter vs. S.D., 11/28/99 (5 rec.)
136	Randy Moss @ G.B., 12/17/00 (4 rec.)
136	Visanthe Shiancoe vs. Atl., 12/21/08 (7 rec.)
136	Sidney Rice @ Pit., 10/25/09 (10 rec.)
135	Cris Carter @ Dal., 11/26/98 (7 rec.)
135 Adam Thielen @ La Rams, 9/27/18 (8 rec.)	
135 Justin Jefferson @ Chi., 11/16/20 (8 rec.)	
134	Rickey Young @ N.O., 9/3/78 (12 rec.)
134	Cris Carter @ Den., 11/14/93 (6 rec.)
134	Jake Reed @ Oak., 11/17/96 (4 rec.)
134	Jake Reed vs. Phil., 9/28/97 (6 rec.)
134	Randy Moss vs. Atl., 12/1/02 (9 rec.)
134	Nate Burleson @ N.O., 10/17/04 (6 rec.)
134	Nate Burleson @ Det., 12/19/04 (5 rec.)
133	Paul Flatley vs. G.B., 11/21/65 (6 rec.)
133	Gene Washington @ Chi., 10/27/68 (6 rec.)
133	Randy Moss vs. Sea., 12/7/03 (8 rec.)
133	Percy Harvin @ Was., 10/14/12 (11 rec.)
132	Mike Jones @ LA Raiders, 10/14/84 (5 rec.)
132	Anthony Carter vs. Phil., 12/22/85 (6 rec.)
132	Hassan Jones @ Dal., 11/13/88 (3 rec.)
132	Janius Wright @ Atl., 9/28/14 (8 rec.)
131	Chuck Foreman @ Dal., 10/6/74 (5 rec.)
131	Sammy White vs. Dal., 10/7/79 (7 rec.)
131	Jake Reed vs. T.B., 9/14/97 (6 rec.)
131	Randy Moss vs. G.B., 12/20/99 (5 rec.)
131	Cris Carter @ NYG, 12/26/99 (5 rec.)
131	Bernard Berrian vs. Det., 10/12/08 (5 rec.)
131 Adam Thielen @ G.B., 9/16/18 (12 rec.)	
130	Charley Ferguson @ Chi., 11/11/62 (3 rec.)
130	Leo Lewis vs. Was., 11/29/84 (7 rec.)
130	Randy Moss @ G.B., 11/6/00 (6 rec.)
130 Adam Thielen @ NYG, 10/10/19 (7 rec.)	
129	John Henderson @ Atl., 12/20/70 (7 rec.)
129	John Gilliam @ Det., 11/11/73 (5 rec.)
129	Jake Reed vs. G.B., 9/22/96 (7 rec.)
129	Stefon Diggs @ NYG, 10/18/15 (7 rec.)
128	Bill Brown @ Chi., 12/13/64 (3 rec.)
128	Stefon Diggs @ G.B., 9/16/18 (9 rec.)
127	Cris Carter vs. LA Raiders, 12/22/90 (8 rec.)
127	Jake Reed @ Mia., 9/25/94 (9 rec.)
127	Randy Moss vs. S.D., 11/28/99 (7 rec.)
127 Adam Thielen vs. Hou., 10/19/16 (7 rec.)	
126	Bob Grim @ Det., 9/20/77 (1 rec.)
126	Moe Williams @ S.D., 11/9/03 (11 rec.)
126	Percy Harvin vs. Ari., 11/7/10 (9 rec.)
126	Stefon Diggs @ Chi., 11/18/18 (10 rec.)
126	Randy Moss @ Det., 10/17/93 (10 rec.)
125	Randy Moss vs. NYG, 10/12/98 (7 rec.)
125 Adam Thielen vs. G.B., 11/25/18 (8 rec.)	
124	Anthony Carter @ Phil., 12/1/85 (5 rec.)
124	Cris Carter @ Cinn., 9/27/92 (11 rec.)
124	Cris Carter vs. Chi., 12/19/94 (9 rec.)
124	Cris Carter vs. Cle., 12/9/95 (8 rec.)
124	Jerome Simpson vs. Phil., 9/29/13 (7 rec.)
123	Gordon Smith @ S.F., 11/26/61 (6 rec.)
123	Anthony Carter @ T.B., 12/23/88 (6 rec.)
123	Anthony Carter vs. Hou., 10/8/89 (7 rec.)
123	Janius Wright vs. NYJ, 12/7/14 (4 rec.)
123 Adam Thielen vs. L.A.R., 11/19/17 (6 rec.)	
123 Adam Thielen vs. Ari., 10/14/18 (11 rec.)	
123 Adam Thielen vs. Dal., 11/22/20 (8 rec.)	
122	Stefon Diggs @ La Rams, 9/27/18 (4 rec.)
122	Gene Washington @ Chi., 10/11/70 (8 rec.)
122	Randy Moss vs. Chi., 10/10/99 (8 rec.)
122	Bernard Berrian vs. Chi., 11/6/80 (4 rec.)
122 Kyle Rudolph @ Det., 12/23/18 (9 rec.)	
121	Ahmad Rashad vs. S.F., 12/4/77 (7 rec.)
121	Jake Reed vs. NYJ, 11/20/94 (5 rec.)
121	Cris Carter @ Buf., 8/31/97 (8 rec.)
121	Stefon Diggs vs. Den., 11/17/19 (5 rec.)
121 Justin Jefferson vs. Jax., 12/6/20 (9 rec.)	
121	Sammy White @ Mia., 12/11/76 (9 rec.)
120	Sammy White vs. T.B., 11/16/80 (6 rec.)
120	Terry LeCount @ Det., 10/11/81 (5 rec.)
120	Sammy White @ St.L. Cards, 10/25/81 (7 rec.)
120	Randy Moss vs. T.B., 10/3/99 (4 rec.)
120	Randy Moss @ S.D., 11/19/03 (11 rec.)
119	Tommy Mason vs. La Rams, 11/25/62 (5 rec.)
119	Gene Washington vs. Cle., 11/9/69 (7 rec.)
119	Jake Reed @ G.B., 9/21/97 (9 rec.)
119	Cris Carter @ G.B., 10/5/98 (8 rec.)
119	Cris Carter vs. Ari., 11/12/00 (11 rec.)
119	Randy Moss vs. Chi., 10/27/02 (9 rec.)
119	Randy Moss vs. Chi., 9/26/04 (7 rec.)
119	Stefon Diggs vs. N.O. (10 rec.)
118	Hugh McElhenry vs. G.B., 10/14/62 (5 rec.)
118	Paul Flatley vs. Chi., 10/2/66 (5 rec.)
118	Sam McCullum @ K.C., 12/14/74 (6 rec.)
118	Chuck Foreman vs. NYG, 10/17/76 (8 rec.)
118	Anthony Carter vs. Cinn., 12/25/89 (7 rec.)
118	Cris Carter vs. Phoe. Cards, 10/13/91 (6 rec.)
118	Jake Reed @ Chi., 9/7/97 (12 rec.)
118	Randy Moss vs. T.B., 10/9/00 (5 rec.)
118	John Gilliam @ N.E., 10/27/74 (5 rec.)
118	Ahmad Rashad vs. T.B., 10/28/79 (7 rec.)
118	Anthony Carter @ La Rams, 9/20/87 (4 rec.)
117	Jake Reed @ T.B., 11/1/98 (6 rec.)
117	Qadry Ismail @ NYG, 10/10/94 (4 rec.)
117 Kyle Rudolph vs. Oak., 11/17/17 (11 rec.)	
116	Bill Brown @ La Rams, 11/19/72 (5 rec.)
116	John Gilliam vs. Phil., 10/21/73 (6 rec.)
116	Rickey Young @ N.E., 12/16/79 (15 rec.)
116	Cris Carter vs. N.E., 11/2/97 (8 rec.)
116	Cris Carter vs. Dal., 11/8/99 (9 rec.)
116 Adam Thielen @ Phil., 10/17/18 (7 rec.)	
115	Ahmad Rashad @ Oak., 12/17/78 (5 rec.)
115	Ted Brown vs. Det., 9/20/81 (9 rec.)
115	Joe Senser vs. NYJ, 12/26/82 (10 rec.)
115	Cris Carter vs. Hou. Oilers, 10/8/95 (12 rec.)
115	Cris Carter @ T.B., 10/29/00 (7 rec.)
115	Randy Moss vs. Phil., 11/17/02 (6 rec.)
115	Kelly Campbell @ Chi., 11/16/03 (6 rec.)
115	Percy Harvin vs. Chi., 11/12 (10 rec.)
114	Cris Carter @ N.E., 10/10/93 (10 rec.)
114	Jerick McKinnon vs. Cinn., 12/17/17 (7 rec.)
113	Tommy Mason vs. Phil., 10/28/62 (4 rec.)
113	Anthony Carter vs. Phil., 9/25/88 (6 rec.)

113	Cris Carter @ Was., 12/31/93 (7 rec.)
113	Randy Moss @ N.O., 12/15/02 (11 rec.)
113	Adam Thielen @ Hou., 10/4/20 (8 rec.)
112	Jerry Reichow vs. LA Rams, 12/3/61 (6 rec.)
112	Jim Lash vs. N.O., 12/17/74 (3 rec.)
112	Sammy White @ Chi., 12/6/81 (8 rec.)
112	Steve Jordan vs. G.B., 9/28/86 (6 rec.)
112	Cris Carter vs. G.B., 12/21/91 (7 rec.)
112	Sidney Rice vs. NYG., 11/15/09 (7 rec.)
111	John Gilliam vs. N.O., 11/5/72 (4 rec.)
111	John Gilliam vs. Chi., 12/3/72 (5 rec.)
111	Anthony Carter @ Det., 11/9/86 (5 rec.)
111	Cris Carter vs. Det., 11/24/91 (7 rec.)
111	Anthony Carter @ Den., 11/14/93 (4 rec.)
111	Cris Carter @ Buf., 12/11/94 (9 rec.)
111	Jake Reed @ Cinn., 12/24/95 (5 rec.)
111	Cris Carter @ Buf., 10/15/00 (7 rec.)
111	Cris Carter vs. Det., 10/14/01 (8 rec.)
111	Randy Moss vs. Buf., 9/15/02 (11 rec.)
111	Randy Moss vs. K.C., 12/20/03 (7 rec.)
111	Michael Jenkins vs. G.B., 10/23/11 (3 rec.)
110	Tony Galbreath vs. T.B., 11/6/83 (11 rec.)
110	Mike Jones @ T.B., 10/7/84 (6 rec.)
110	Terry Allen @ LA Rams, 11/29/92 (10 rec.)
110	Randy Moss vs. Buf., 10/22/00 (5 rec.)
110	Randy Moss vs. Mia., 12/21/02 (7 rec.)
110	Nate Burleson vs. G.B., 12/24/04 (2 rec.)
110	Bernard Berrian @ N.O., 10/6/08 (6 rec.)
110	Adam Thielen @ NY Jets, 10/21/18 (9 rec.)
110	Adam Thielen G.B., 9/13/20 (6 rec.)
109	Bill Brown vs. ST.L., 10/8/67 (3 rec.)
109	John Gilliam @ Det., 9/24/72 (4 rec.)
109	John Gilliam vs. N.O., 12/1/74 (5 rec.)
109	Ahmad Rashad vs. Chi., 10/10/76 (7 rec.)
109	Ted Brown @ S.D., 10/11/81 (5 rec.)
109	Anthony Carter vs. Det., 11/15/92 (5 rec.)
109	Cris Carter vs. Was., 10/18/98 (5 rec.)
109	Randy Moss @ Det., 12/29/02 (6 rec.)
108	Jake Reed @ G.B., 9/26/99 (6 rec.)
108	Percy Harvin vs. Ten., 10/7/12 (8 rec.)
108	Stefon Diggs @ Det., 10/25/15 (6 rec.)
108	Stefon Diggs @ Chi., 9/29/19 (7 rec.)
107	Paul Flatley @ C.B., 11/10/63 (3 rec.)
107	John Gilliam @ S.F., 10/14/73 (7 rec.)
107	Ahmad Rashad vs. Phil., 12/3/78 (9 rec.)
107	Terry LeCount vs. S.F., 9/8/83 (5 rec.)
107	Sammy White vs. Dal., 10/2/83 (3 rec.)
107	Jake Reed vs. Dal., 9/17/95 (7 rec.)
107	Cris Carter @ Chi., 9/7/97 (9 rec.)
107	Cris Carter vs. Buf., 10/22/00 (7 rec.)
106	Charley Ferguson @ Pitt., 11/3/62 (4 rec.)
106	Ray Poage vs. G.B., 10/13/63 (3 rec.)
106	John Gilliam @ G.B., 10/29/72 (5 rec.)
106	Chuck Foreman @ N.O., 9/12/76 (7 rec.)
106	Hassan Jones vs. G.B., 9/28/86 (6 rec.)
106	Anthony Carter vs. Chi., 12/6/87 (3 rec.)

106	Anthony Carter @ T.B., 12/16/90 (8 rec.)
106	Cris Carter @ G.B., 12/19/93 (6 rec.)
106	Randy Moss vs. Chi., 12/6/98 (8 rec.)
106	Randy Moss vs. Car., 11/19/00 (5 rec.)
106	Kyle Rudolph vs. G.B., 11/22/15 (6 rec.)
105	Paul Flatley vs. L.A Rams, 11/7/65 (5 rec.)
105	John Gilliam @ LA Rams, 11/19/72 (4 rec.)
105	Chuck Foreman vs. NYJ., 10/12/75 (9 rec.)
105	Cris Carter @ NYJ., 11/23/97 (6 rec.)
105	Sidney Rice vs. Buf., 12/5/10 (5 rec.)
105	Adam Thielen @ Car., 12/10/17 (6 rec.)
105	Adam Thielen vs. Buf., (14 rec.)
104	Sammy White vs. Det., 10/9/77 (4 rec.)
104	Mike Jones vs. T.B., 12/8/85 (4 rec.)
104	Anthony Carter @ T.B., 11/21/93 (9 rec.)
104	Randy Moss vs. Ari., 11/12/00 (7 rec.)
104	Onterio Smith vs. Chi., 9/26/04 (6 rec.)
104	Randy Moss vs. Seattle, 12/12/04 (4 rec.)
104	Bernard Berrian vs. Hou., 11/2/08 (11 rec.)
104	Percy Harvin @ N.E., 10/31/10 (6 rec.)
104	Percy Harvin @ Ind., 9/16/12 (12 rec.)
104	Justin Jefferson vs. Chi., 12/20/20 (8 rec.)
103	Jerry Reichow vs. Chi., 9/17/61 (3 rec.)
103	Tom Hall @ C.B., 10/4/64 (7 rec.)
103	Ahmad Rashad @ S.F., 11/19/76 (6 rec.)
103	Anthony Carter @ G.B., 11/26/89 (6 rec.)
103	Hassan Jones vs. N.O., 9/16/90 (4 rec.)
103	Charles Johnson vs. NYJ., 12/7/14 (4 rec.)
103	Stefon Diggs @ Tenn., 9/11/16 (7 rec.)
103	Adam Thielen vs. N.O., 10/28/18 (7 rec.)
103	Justin Jefferson @ Hou., 10/4/20 (4 rec.)
102	John Gilliam vs. Hou., 10/13/74 (2 rec.)
102	Ahmad Rashad @ LA Rams, 12/2/79 (6 rec.)
102	Anthony Carter vs. Chi., 9/19/85 (4 rec.)
102	Anthony Carter @ Det., 11/17/85 (6 rec.)
102	Randy Moss @ Det., 12/19/04 (4 rec.)
102	Troy Williamson vs. Car., 9/17/06 (6 rec.)
102	Adam Thielen vs. S.F. (6 rec.)
101	Gene Washington @ Bos., 12/13/70 (7 rec.)
101	Bob Grim @ C.B., 10/17/71 (7 rec.)
101	Joe Senser vs. T.B., 11/8/81 (8 rec.)
101	Leo Lewis @ Det., 9/23/84 (5 rec.)
101	Hassan Jones vs. T.B., 9/30/90 (5 rec.)
101	Adrian Cooper vs. NYJ., 11/20/94 (7 rec.)
101	Qadry Ismail vs. T.B., 11/27/94 (6 rec.)
101	Percy Harvin vs. Chi., 11/29/09 (6 rec.)
101	Adam Thielen @ Jack., 12/11/16 (4 rec.)
100	Sammy White @ Det., 9/30/79 (6 rec.)
100	Joe Senser @ S.D., 10/11/81 (7 rec.)
100	Joe Senser @ St. L. Cards, 10/25/81 (5 rec.)
100	Hassan Jones vs. N.O., 12/21/86 (5 rec.)
100	Cris Carter vs. NYJ., 11/20/94 (9 rec.)
100	Jake Reed vs. Oak., 9/19/99 (5 rec.)
100	Percy Harvin @ Phil., 12/26/10 (7 rec.)

Career 100-Yard Receiving Games

No.	Player	W-L-T
41...	Randy Moss.....	29-12
40...	Cris Carter.....	30-10
22...	Anthony Carter.....	12-10
20...	Adam Thielen	13-6-1
18...	Jake Reed.....	7-11
15...	Stefon Diggs.....	9-5-1
13...	John Gilliam.....	12-1
13...	Sammy White.....	6-6-1
13...	Ahmad Rashad.....	8-5
9...	Percy Harvin.....	5-4
7...	Paul Flatley.....	3-4
7...	Hassan Jones.....	5-2
6...	Gene Washington.....	4-2
6...	Justin Jefferson.....	3-3
5...	Sidney Rice.....	4-1
4...	Bernard Berrian.....	4-0
4...	Chuck Foreman.....	4-0
4...	Joe Senser.....	2-2
4...	Nate Burleson.....	2-2
3...	Qadry Ismail.....	2-2
3...	Bill Brown.....	3-1
3...	Ted Brown.....	3-1
3...	Leo Lewis.....	1-2
3...	Mike Jones.....	2-1
3...	Kyle Rudolph	2-1
2...	Jerry Reichow.....	2-0
2...	Tommy Mason.....	1-1
2...	Charley Ferguson.....	0-2
2...	Ray Poage.....	0-2
2...	John Henderson.....	2-0
2...	Bob Grim.....	2-0
2...	Jim Lash.....	2-0
2...	Rickey Young.....	0-2
2...	Terry LeCount.....	1-1
2...	Steve Jordan.....	1-1
2...	Jerome Simpson.....	1-1
2...	Jarius Wright.....	2-0
1...	Gordie Smith.....	0-1
1...	Hugh McElhenry.....	0-1
1...	Tom Hall.....	1-0
1...	Jim Phillips.....	1-0
1...	Sam McCullum.....	1-0
1...	Terry Allen.....	1-0
1...	John Galbreath.....	1-0
1...	Darrin Nelson.....	0-1
1...	James Brim.....	0-1
1...	Adrian Cooper.....	0-1
1...	Moe Williams.....	0-1
1...	Kelly Campbell.....	0-1
1...	Marcus Robinson.....	1-0
1...	Onterio Smith.....	1-0
1...	Koren Robinson.....	1-0
1...	Troy Williamson.....	1-0
1...	Visanthe Shiancoe.....	0-1
1...	Michael Jenkins.....	0-1

VIKINGS 100-YARD AND 300-YARD PERFORMANCE LEADERS

Season 100+ Receiving Games

No.	Player
9....	Adam Thielen, 2018
8....	Randy Moss, 2009
8....	Randy Moss, 2000
7....	Randy Moss, 2002
7....	Randy Moss, 1999

Season Consecutive 100+ Receiving Games

No.	Player
8....	Adam Thielen, 2018
4....	Randy Moss, 2002
4....	Randy Moss, 2000
4....	Jake Reed, 1997
4....	Cris Carter, 1999

Season 100+ Receiving Games by Rookie

No.	Player
6....	Justin Jefferson, 2020
4....	Randy Moss, 1998
3....	Sammy White, 1976
3....	Hassan Jones, 1986



Tommy Kramer was the 1st Vikings QB to throw for 300+ yards in 3 straight games, a feat he accomplished in the 1985 season. He had 300+ yard games 5 times in both the 1981 and 1985 seasons.

Season 100+ Rushing Games

No.	Player
10...	Adrian Peterson, 2010
10...	Adrian Peterson, 2008
8...	Dalvin Cook, 2020
8...	Robert Smith, 2000
7....	Adrian Peterson, 2015

Season Consecutive 100+ Rushing Games

No.	Player
8....	Adrian Peterson, 2012
5....	Robert Smith, 2000
4....	Adrian Peterson, 2008
4....	Adrian Peterson, 2002

Season 100+ Rushing Games by Rookie

No.	Player
6....	Adrian Peterson, 2007
3....	Chuck Foreman, 1973

Season 300+ Passing Games

No.	Player
6....	Warren Moon, 1994
6....	Daunte Culpepper, 2004
5....	Tommy Kramer, 1985
5....	Tommy Kramer, 1981
5....	Kirk Cousins, 2018
5....	Daunte Culpepper, 2000
5....	Brett Favre, 2009

Season Consecutive 300+ Passing Games

No.	Player
4....	Daunte Culpepper, 2004
3....	Warren Moon, 1994
3....	Warren Moon, 1995
3....	Tommy Kramer, 1985
3....	Randall Cunningham, 1998
3....	Kirk Cousins, 2019
3....	Kirk Cousins, 2020

Season 300+ Passing Games by Rookie

No.	Player
3....	Teddy Bridgewater, 2014
1....	Christian Ponder, 2011



Hassan Jones had 7 career games of 100+ receiving yards during his Vikings career, including 3 as a rookie in 1986, tied for the 2nd-best mark in team history by a rookie.

VIKINGS ALL-TIME SCORING

PLAYER	YRS	TDR	TDP	TDR1	FGM/FGA (type of return)	1PT	2PT	SAF	POINTS
Fred Cox, K, 1963-77	15	0	0	0	282/455	519/539	0	0	1,365
Cris Carter, WR, 1990-2001	12	0	110	0	-/-	-/-	5	0	670
Ryan Longwell, K, 2006-11	6	0	0	0	135/157	228/233	0	0	633
Adrian Peterson, RB, 2007-16	10	57	5	0	-/-	-/-	1	0	614
Fuad Revez, K, 1990-95	6	0	0	0	133/171	199/201	0	0	598
Randy Moss, WR, 1996-2004, '10	8	0	92	1	(1 PR)	-/-	3	0	564
Blair Walsh, K, 2012-16	5	0	0	0	133/158	156/165	0	0	555
Gary Anderson, K, 1998-2002	5	0	0	0	109/129	215/217	0	0	542
Bill Brown, RB, 1962-74	13	52	23	1	(1 KO)	-/-	0	0	456
Chuck Foreman, RB, 1973-79	7	52	23	0	-/-	-/-	0	0	450
Rick Danmeier, K, 1978-83	6	0	0	0	70/106	154/167	0	0	364
Anthony Carter, WR, 1985-93	9	2	52	0	-/-	-/-	0	0	324
Ted Brown, RB, 1979-86	8	40	13	0	-/-	-/-	0	0	318
Sammy White, WR, 1976-86	11	0	50	0	-/-	-/-	0	0	300
Chuck Nelson, K, 1986-88	3	0	0	0	55/77	128/133	0	0	293
Kyle Rudolph, TE, 2011-	10	0	48	0	-/-	-/-	2	0	292
Dan Bailey, K, 2018-	3	0	0	0	60/71	91/100	0	0	274
Adam Thielen, WR, 2014-	7	1	38	1	(1 BP)	-/-	2	0	244
Tommy Mason, RB, 1961-66	6	28	11	0	-/-	-/-	0	0	234
Robert Smith, RB, 1993-2000	8	32	6	0	-/-	-/-	1	0	230
Dave Osborn, RB, 1965-75	11	29	7	0	-/-	-/-	0	0	216
Dalvin Cook, RB, 2017-	4	32	3	0	-/-	-/-	3	0	216
Ahmad Rashad, WR, 1976-82	7	0	34	0	-/-	-/-	0	0	204
Jake Reed, WR, 1991-99, 2001	10	0	33	0	-/-	-/-	1	0	200
Kai Forbath, K, 2016-17	2	0	0	0	47/53	45/53	0	0	188
Daunte Culpepper, QB, 1999-2005	7	29	0	0	-/-	-/-	4	0	182
Stefon Diggs, WR, 2015-19	5	0	30	0	-/-	-/-	1	0	180
Jan Stenerud, K, 1984-85	2	0	0	0	35/49	71/74	0	0	176
Percy Harvin, WR, 2009-12	4	4	20	5	(5 KR)	-/-	1	0	176
Steve Jordan, TE, 1982-94	13	1	28	0	-/-	-/-	0	0	174
John Gilliam, WR, 1972-75	4	1	27	0	-/-	-/-	0	0	168
Alfred Anderson, RB, 1984-91	8	22	5	0	-/-	-/-	0	0	162
Leroy Hoard, RB, 1996-99	4	26	1	0	-/-	-/-	0	0	162
Terry Allen, RB, 1990-94	5	23	3	0	-/-	-/-	0	0	158
Moe Williams, RB, 1996-2000, '02-05	9	21	4	1	(1 KR)	-/-	1	0	158
Herschel Walker, RB, 1989-91	3	20	5	1	(1 KR)	-/-	0	0	156
Rickey Young, RB, 1978-83	6	10	14	0	-/-	-/-	0	0	144
Hassan Jones, WR, 1986-92	7	0	24	0	-/-	-/-	0	0	144
Visanthe Shiancoe, TE, 2007-11	5	0	24	0	-/-	-/-	0	0	144
Gene Washington, WR, 1967-72	6	0	23	0	-/-	-/-	0	0	138
Darrin Nelson, RB, 1982-89, 91-92	10	18	5	0	-/-	-/-	0	0	138
Fran Tarkenton, QB, 1961-66, 72-78	13	22	0	0	-/-	-/-	0	0	132
Chester Taylor, RB, 2006-09	4	18	3	0	-/-	-/-	0	0	126
Clinton Jones, RB, 1967-72	6	19	0	1	(1 KR)	-/-	0	0	120
Rich Karlis, K, 1989	1	0	0	0	31/39	27/28	0	0	120
Matt Asiata, RB, 2012-16	5	18	1	0	-/-	-/-	2	0	118
Jerry Reichow, WR, 1961-64	4	0	19	0	-/-	-/-	0	0	114
Allen Rice, RB, 1984-90	7	13	6	0	-/-	-/-	0	0	114
Sidney Rice, WR, 2007-10	4	0	18	0	-/-	-/-	0	0	108
Stu Voigt, TE, 1970-80	11	1	17	0	-/-	-/-	0	0	108
Benny Ricardo, K, 1983-84	2	0	0	0	25/33	33/34	0	0	108
Paul Edinger, K, 2005	1	0	0	0	25/34	31/31	0	0	106
Marcus Robinson, WR, 2004-06	3	0	17	1	-/-	-/-	1	0	104
Paul Flatley, WR, 1963-67	5	0	17	0	-/-	-/-	0	0	102
Leo Lewis, WR, 1981-91	11	0	16	1	(1 PR)	-/-	0	0	102
Michael Bennett, RB, 2001-2005	5	12	5	0	-/-	-/-	0	0	102
Aaron Elling, K, 2003-04	2	0	0	0	18/25	48/48	0	0	102
Morten Andersen, K, 2004	1	0	0	0	18/22	45/45	0	0	99
Joe Senser, TE, 1979-84	6	0	16	0	-/-	-/-	0	0	96
Scott Sisson, K, 1996	1	0	0	0	22/29	30/30	0	0	96
Cordarrelle Patterson, WR, 2013-16	4	4	7	5	(5 KR)	-/-	0	0	96
Latavius Murray, RB, 2017-18	2	14	0	0	(-/-)	-/-	1	0	86
Nate Burleson, WR, 2003-05	3	0	12	1	(1 PR)	-/-	1	0	80
Gordon Smith, TE, 1961-65	5	0	13	0	-/-	-/-	0	0	78
John Beasley, TE, 1967-73	7	0	12	1	(1 FR)	-/-	0	0	78
Rick Fenney, RB, 1987-91	5	11	2	0	-/-	-/-	0	0	78
Jerrick McKinnon, 2014-17	4	7	5	0	-/-	-/-	2	0	76
Bernard Berrian, WR, 2008-11	4	0	11	1	-/-	-/-	0	0	72
Qadry Ismail, WR, 1993-96	4	0	12	0	-/-	-/-	0	0	72
Mike Mercer, K, 1961-62	2	0	0	0	9/26	39/40	0	0	66
Jim Lindsey, RB, 1966-72	7	6	4	1	(1 FR)	-/-	0	0	66
Oscar Reed, RB, 1968-74	7	8	3	0	-/-	-/-	0	0	66
Ed Marinaro, RB, 1972-75	4	4	7	0	-/-	-/-	0	0	66
Jim Christopherson, K, 1962	1	0	0	0	11/20	28/28	0	0	61
Donald Igwebuike, K, 1990	1	0	0	0	14/16	19/19	0	0	61
Brent McClanahan, RB, 1973-80	8	6	4	0	-/-	-/-	0	0	60
Greg Jennings, WR, 2013-14	2	0	10	0	-/-	-/-	0	0	60
Jarius Wright, WR, 2012-17	6	0	10	0	-/-	-/-	0	0	60
Eddie Murray, K, 1997	1	0	0	0	12/17	23/24	0	0	59
Otterio Smith, RB, 2003-04	2	7	2	0	-/-	-/-	2	0	58
Bob Grim, WR, 1967-71, 76-77	7	0	9	0	-/-	-/-	0	0	54
John Henderson, WR, 1968-72	5	0	9	0	-/-	-/-	0	0	54
Tommy Kramer, QB, 1977-89	13	8	1	0	-/-	-/-	0	0	54
Wade Wilson, QB, 1981-91	11	9	0	0	-/-	-/-	0	0	54
Tony Galbreath, RB, 1981-83	3	7	2	0	-/-	-/-	0	0	54
D.J. Dozier, RB, 1987-91	5	7	2	0	-/-	-/-	0	0	54
Andrew Glover, TE, 1997-99	3	0	9	0	-/-	-/-	0	0	54
Hal Bedsole, TE, 1964-66	3	0	8	0	-/-	-/-	0	0	48
Robert Miller, RB, 1975-80	6	7	1	0	-/-	-/-	0	0	48

2020 VIKINGS

PLAYER	YRS	TDR	TDP	TDR	FGM/FGA (type of return)	1PT	2PT	SAF	POINTS
Kelly Campbell, WR, 2002-04	3	0	8	0	-/-	-/-	0	0	48
Toby Gerhart, RB, 2010-13	4	5	3	0	-/-	-/-	0	0	48
Christian Ponder, QB, 2011-14	4	7	0	0	-/-	-/-	0	0	48
Justin Jefferson, WR, 2020-	1	0	7	0	-/-	-/-	2	0	46
Hugh McElhenry, RB, 1961-62	2	3	3	1	(1 PR)	-/-	0	0	42
Tom Hall, WR, 1964-66, 68-69	5	0	7	0	-/-	-/-	0	0	42
Jim Phillips, WR, 1965-67	5	0	7	0	-/-	-/-	0	0	42
Terry LeCount, WR, 1979-83	5	0	7	0	-/-	-/-	0	0	42
Bob Bruer, TE, 1980-84	5	0	7	0	-/-	-/-	0	0	42
Scottie Graham, RB, 1993-96	4	7	0	0	-/-	-/-	0	0	42
Amp Lee, RB, 1994-96	3	2	5	0	-/-	-/-	0	0	42
Jim Kleinsasser, FB/TE, 1999-2011	13	1	6	0	-/-	-/-	0	0	42
Travis Taylor, WR, 2005-06	2	0	7	0	-/-	-/-	0	0	42
Charley Fergusson, WR, 1962	1	0	6	0	-/-	-/-	0	0	36
Ed Sharockman, S, 1962-72	11	0	0	6	(3 INT, 2 BR, 1 FR)	-/-	0	0	36
Roger Craig, RB, 1992-93	2	5	1	0	-/-	-/-	0	0	36
Mewelde Moore, RB, 2004-07	4	1	3	1	(2 PR)	-/-	0	0	36
Jermaine Wiggins, TE, 2004-06	3	0	6	0	-/-	-/-	0	0	36
Charles Evans, RB, 1993-98	6	4	1	0	-/-	-/-	1	0	32
Irv Smith, Jr., TE, 2019-	2	0	5	0	-/-	-/-	1	0	32
Greg Davis, K, 1997	1	0	0	0	7/10	10/10	0	0	31
Antoine Winfield, CB, 2004-12	9	0	0	5	(2 INT, 2 FR, 1 BLK)	-/-	0	0	30
Joe Kapp, QB, 1967-69	3	5	0	0	-/-	-/-	0	0	30
Sam McCullum, WR, 1974-75, 82-83	4	0	5	0	-/-	-/-	0	0	30
Bob Tucker, TE, 1977-80	4	0	5	0	-/-	-/-	0	0	30
Mike Mularkey, TE, 1983-88	6	0	5	0	-/-	-/-	0	0	30
Mike A. Jones, WR, 1983-85	3	0	5	0	-/-	-/-	0	0	30
Jim Gustafson, WR, 1985-90	6	0	5	0	-/-	-/-	0	0	30
David Palmer, RB, 1994-2000	7	1	1	3	(2 PR, 1 KR)	-/-	0	0	30
D'Wayne Bates, WR, 2002-2003	2	0	5	0	-/-	-/-	0	0	30
Ciaticrick Fason, RB, 2005-06	2	5	0	0	-/-	-/-	0	0	30
Bobby Wade, WR, 2007-08	2	0	5	0	-/-	-/-	0	0	30
Michael Jenkins, WR, 2011-12	2	0	5	0	-/-	-/-	0	0	30
Marcus Sherels, CB, 2010-19	10	0	0	5	(5 PR)	-/-	0	0	30
Aldrick Robinson, WR, 2018	1	0	5	0	-/-	-/-	0	0	30
Andrew Jordan, TE, 1994-97, 99-01	7	0	4	0	-/-	-/-	2	0	28
Tavaris Jackson, QB, 2006-10	5	4	0	0	-/-	-/-	2	0	28
Chris Walsh, WR, 1994-2002	9	0	4	0	-/-	-/-	1	0	26
Teddy Bridgewater, QB, 2014-17	3	4	0	0	-/-	-/-	2	0	26
TEAM, 1961-2020	60	0	0	0	-/-	-/-	0	13	26
Mel Triplett, RB, 1961-62	2	3	1	0	-/-	-/-	0	0	24
Tom Wilson, RB, 1963	1	4	0	0	-/-	-/-	0	0	24
Preston Carpenter, WR, 1966	1	0	4	0	-/-	-/-	0	0	24
Bobby Bryant, CB, 1968-80	13	0	0	4	(3 INT, 1 FR)	-/-	0	0	24
Paul Krause, S, 1968-79	12	0	0	4	(2 INT, 2 FR)	-/-	0	0	24
Jim Lash, WR, 1973-76	4	0	3	1	(1 FR)	-/-	0	0	24
Joey Browner, S, 1983-91	9	0	0	4	(3 INT, 1 FR)	-/-	0	0	24
Anthony Parker, CB, 1992-94	3	0	0	4	(2 FR, 2 INT)	-/-	0	0	24
Dewayne Washington, CB, 1994-97	4	0	0	4	(3 INT, 1 FR)	-/-	0	0	24
Orlando Thomas, S, 1995-2001	7	0	0	4	(2 FR, 2 INT)	-/-	0	0	24
Matthew Hatchette, WR, 1997-2000	4	0	4	0	-/-	-/-	0	0	24
Kevin Williams, DT, 2003-13	11	0	0	4	(2 FR, 2 INT)	-/-	0	0	24
Joe Webb, QB/WR, 2010-13	4	4	0	0	-/-	-/-	0	0	24
Harrison Smith, S, 2012-	9	0	0	4	(4 INT)	-/-	0	0	24
Rhett Ellison, TE, 2012-16	5	1	3	0	-/-	-/-	0	0	24
Brad Johnson, QB, 1992-98, 2005-06	9	2	1	0	-/-	-/-	2	0	22
Ray Winston, LB, 1962-76	15	0	0	3	(2 FR, 1 INT)	-/-	0	1	20
Mike Merriweather, LB, 1989-92	4	0	0	3	(2 INT, 1 FR)	-/-	0	1	20
Doug Brien, K, 2002	1	0	0	0	5/6	5/7	0	0	20
Jared Allen, DE, 2008-13	6	0	0	2	(1 FR, 1 INT)	-/-	0	4	20
Odell Beckham Jr., WR, 2015-	2	0	3	0	-/-	-/-	1	0	20
Rip Hawkins, LB, 1961-69	5	0	0	3	(3 INT)	-/-	0	0	18
Carl Hilton, TE, 1986-89	4	0	0	0	-/-	-/-	0	0	18
Rich Cannon, QB, 1987-92	5	3	0	0	-/-	-/-	0	0	18
James Brim, WR, 1987	1	1	2	0	-/-	-/-	0	0	18
Audray McMillian, CB, 1989-93	5	0	0	3	(3 INT)	-/-	0	0	18
Jimmy Hitchcock, CB, 1998-99	2	0	0	3	(3 INT)	-/-	0	0	18
Johnny McWilliams, TE, 2000	1	0	3	0	-/-	-/-	0	0	18
Byron Chamberlain, TE, 2001-02	2	0	3	0	-/-	-/-	0	0	18
Koren Robinson, WR, 2005	1	1	1	1	(1 KR)	-/-	0	0	18
Darren Sharper, S, 2005-08	4	0	0	3	(3 INT)	-/-	0	0	18
Troy Williamson, WR, 2005-07	3	0	3	0	-/-	-/-	0	0	18
Billy McMullen, WR, 2006	1	0	2	1	(1 FR)	-/-	0	0	18
Artose Pinner, RB, 2006	1	3	0	0	-/-	-/-	0	0	18
Jeff Dugan, TE/FB, 2004-10	7	0	3	0	-/-	-/-	0	0	18
Zach Line, FB, 2013-16	4	2	1	0	-/-	-/-	0	0	18
Everson Griffen, DE, 2010-19	10	0	0	3	(1 INT, 1 BP, 1 FR)	-/-	0	0	18
C.J. Ham, RB, 2016-	5	1	2	0	-/-	-/-	0	0	18
Alan Page, DT, 1967-78	12	0	0	2	(1 FR, 1 INT)	-/-	0	2	16
Chris Doleman, DE, 1985-93, '99	10	0	0	2	(2 INT)	-/-	0	2	16
Wally Hilgenberg, LB, 1968-79	12	0	0	2	(1 INT, 1 BP)	-/-	0	1	14
Issiac Holt, CB, 1985-89	5	0	0	2	(1 INT, 1 BP)	-/-	0	1	14
Henry Thomas, DT, 1987-94	8	0	0	2	(2 FR)	-/-	0	1	14
Charles Johnson, WR, 2014-16	3	0	2	0	-/-	-/-	1	0	14
Danielle Hunter, DE, 2015-	6	0	0	1	(2 FR)	-/-	0	1	14
Raymond Hayes, RB, 1961	1	2	0	0	-/-	-/-	0	0	12
Dave Middleton, WR, 1961	1	0	2	0	-/-	-/-	0	0	12
Doug Mayberry, RB, 1961-62	2	1	1	0	-/-	-/-	0	0	12
Billy Butler, RB/S, 1962-64	3	0	0	2	(1 INT, 1 PR)	-/-	0	0	12
Ray Poage, RB, 1963	1	0	2	0	-/-	-/-	0	0	12
Earsell Mackbee, CB, 1965-69	5	0	0	2	(1 INT, 1 FR)	-/-	0	0	12

Phil King, RB, 1965-66	2	0	2	0	-/-	-/-	0	0	12
PLAYER	YRS	TDR	TDP	TDR1	FGM/FGA (type of return)	1PT	2PT	SAF	POINTS
Dale Hackbart, CB, 1966-70	5	0	0	2	(2 INT)	-/-	0	0	12
Bob Lee, QB, 1969-72, 75-78	8	2	0	0	-/-	-/-	0	0	12
Terry Brown, S, 1972-75	4	0	0	2	(1 INT, 1 FR)	-/-	0	0	12
Matt Blair, LB, 1974-85	12	0	0	2	(1 BP, 1 FR)	-/-	0	0	12
Sammy Johnson, RB, 1976-78	3	2	0	0	-/-	-/-	0	0	12
Willie Teal, CB, 1980-86	7	0	0	2	(1 INT, 1 FR)	-/-	0	0	12
Charlie Johnson, NT, 1982-84	3	0	0	2	(2 FR)	-/-	0	0	12
Carl Lee, CB, 1983-93	11	0	0	2	(2 INT)	-/-	0	0	12
Chris Martin, LB, 1983-88	6	0	0	2	(2 FR)	-/-	0	0	12
Najee Mustafa, CB, 1987-92	6	0	0	2	(1 INT, 1 FR)	-/-	0	0	12
Al Noga, DE, 1988-92	5	0	0	2	(1 INT, 1 FR)	-/-	0	0	12
Brent Novoselsky, TE, 1989-94	6	0	2	0	-/-	-/-	0	0	12
Mike L. Jones, TE, 1990-91	2	0	0	2	-/-	-/-	0	0	12
Carlos Jenkins, LB, 1991-94	4	0	0	2	(1 INT, 1 FR)	-/-	0	0	12
Mike Tice, TE, 1992-93, '95	1	2	0	0	-/-	-/-	0	0	12
Barry Word, RB, 1993	1	2	0	0	-/-	-/-	0	0	12
Dwayne Rudd, LB, 1997-00	4	0	0	2	(2 FR)	-/-	0	0	12
Travis Prentice, RB, 2001	1	2	0	0	-/-	-/-	0	0	12
Corey Chavous, S, 2002-05	3	0	0	2	(2 INT)	-/-	0	0	12
Naufahu Tahi, FB, 2006-10	5	0	1	0	-/-	-/-	0	0	12
Chad Greenway, LB, 2006-16	11	0	0	2	(2 INT)	-/-	0	0	12
Mike Wallace, WR, 2015	1	0	2	0	-/-	-/-	0	0	12
Eric Kendricks, LB, 2015	6	0	0	2	(2 INT)	-/-	0	0	12
Kirk Cousins, QB, 2018	3	2	0	0	-/-	-/-	0	0	12
Lagoun Treadwell, WR, 2016-19	3	0	2	0	-/-	-/-	0	0	12
Mike Boone, RB, 2018	3	2	0	0	-/-	-/-	0	0	12
Alexander Mattison, RB, 2019	2	2	0	0	-/-	-/-	0	0	12
Ameer Abdullah, RB, 2018	3	0	2	0	-/-	-/-	0	0	12
Teddy Garcia, K, 1989	1	0	0	0	1/5	8/8	0	0	11
Carl Eller, DE, 1964-78	15	0	0	1	(1 FR)	-/-	0	2	10
Randy Holloway, DE, 1978-84	7	0	0	1	(1 FR)	-/-	0	2	10
Daniel Carlson, K, 2018	1	0	0	0	1/4	6/6	0	0	9
Jim Marshall, DE, 1961-79	19	0	0	1	(1 FR)	-/-	0	1	8
Jim Prestel, DE, 1961-65	5	0	0	1	(1 INT)	-/-	0	1	8
Tommy Hannon, S, 1977-84	8	0	0	1	(1 INT)	-/-	0	1	8
Hunter Goodwin, TE, 1996-98, '02-03	5	0	1	0	-/-	-/-	1	0	8
Randall Cunningham, QB, 1997-99	3	1	0	0	-/-	-/-	1	0	8
Anthony Barr, LB, 2014	7	0	0	1	(1 FR)	-/-	1	0	8
Headi Odenigbo, DE, 2018	3	0	0	1	(1 FR)	-/-	0	1	8
Dale Dawson, K, 1987	1	0	0	0	1/5	4/4	0	0	7
Bob Schnelker, WR, 1961	1	0	1	0	-/-	-/-	0	0	6
A.D. Williams, WR, 1961	1	0	1	0	-/-	-/-	0	0	6
Oscar Donahue, TE, 1962	1	0	1	0	-/-	-/-	0	0	6
Bob Reed, RB, 1962-63	2	0	1	0	-/-	-/-	0	0	6
Steve Stonebreaker, TE, 1962-63	2	0	1	0	-/-	-/-	0	0	6
Don Hultz, DE, 1963	1	0	0	1	(1 INT)	-/-	0	0	6
Mike Reilly, LB, 1963	1	0	0	1	(1 BP)	-/-	0	0	6
Jim Boylan, WR, 1963-64	2	0	1	0	-/-	-/-	0	0	6
Ron Vanderkelen, QB, 1963-67	5	1	0	0	-/-	-/-	0	0	6
Bill McWatters, RB, 1964	1	1	0	0	-/-	-/-	0	0	6
George Rose, CB, 1964-66	3	0	0	1	(1 INT)	-/-	0	0	6
Bill Barnes, RB, 1965-66	2	1	0	0	-/-	-/-	0	0	6
Lance Rentzel, WR, 1965-66	2	0	0	1	(1 KO)	-/-	0	0	6
Lonnie Warwick, LB, 1965-72	8	0	0	1	(1 BP)	-/-	0	0	6
Jim Hargrove, LB, 1967-70	4	0	0	1	(1 BP)	-/-	0	0	6
Billy Martin, TE, 1968	1	0	1	0	-/-	-/-	0	0	6
Mike McGill, LB, 1968-70	3	0	0	1	(1 FR)	-/-	0	0	6
Charlie West, S, 1968-73	6	0	0	1	(1 PR)	-/-	0	0	6
Kent Kramer, TE, 1969-70	2	0	1	0	-/-	-/-	0	0	6
Norm Snead, QB, 1971	1	1	0	0	-/-	-/-	0	0	6
Nate Wright, CB, 1971-80	10	0	0	1	(1 FR)	-/-	0	0	6
Amos Martin, LB, 1972-76	5	0	0	1	(1 FR)	-/-	0	0	6
Steve Craig, TE, 1974-78	5	0	1	0	-/-	-/-	0	0	6
Fred McNeill, LB, 1974-85	12	0	0	1	(1 BP)	-/-	0	0	6
Nate Allen, CB, 1976-78	3	0	0	1	(1 BP)	-/-	0	0	6
Kevin Miller, WR, 1978-80	3	0	0	0	-/-	-/-	0	0	6
John Turner, S, 1978-83, '85, '87	8	0	0	1	(1 INT)	-/-	0	0	6
Kurt Knoff, S, 1979-82	4	0	0	1	(1 INT)	-/-	0	0	6
Keith Nord, S, 1979-85	7	0	0	1	(1 KO)	-/-	0	0	6
David Huffman, G/T, 1979-83, 85-90	11	0	0	1	(1 BP)	-/-	0	0	6
Doug Paschal, RB, 1980-81	2	1	0	0	-/-	-/-	0	0	6
Eddie Payton, RB, 1980-82	3	0	0	1	(1 KO)	-/-	0	0	6
Walker Lee Ashley, LB, 1983-88, '90	7	0	0	1	(1 INT)	-/-	0	0	6
Dwight Collins, WR, 1984	1	0	1	0	-/-	-/-	0	0	6
Darryl Ingram, TE, 1989	1	0	1	0	-/-	-/-	0	0	6
Todd Scott, S, 1991-94	4	0	1	0	-/-	-/-	0	0	6
Keith Henderson, RB, 1992	1	1	0	0	-/-	-/-	0	0	6
Joe Johnson, WR, 1992	1	0	1	0	-/-	-/-	0	0	6
Jack Del Rio, LB, 1992-95	4	0	0	1	(1 INT)	-/-	0	0	6
Lamar McInnes, S, 1993-94	2	0	0	1	(1 INT)	-/-	0	0	6
James Harris, DE, 1993-95	3	0	0	1	(1 FR)	-/-	0	0	6
Alfred Jackson, CB, 1995-96	2	0	0	1	(1 INT)	-/-	0	0	6
Jeff Brady, LB, 1995-97	3	0	0	1	(1 FR)	-/-	0	0	6
Corey Fuller, CB, 1995-98	4	0	0	1	(1 FR)	-/-	0	0	6
David Frisch, TE, 1996	1	0	1	0	-/-	-/-	0	0	6
Robert Tate, WR/CB, 1997-2001	5	0	0	1	(1 KO)	-/-	0	0	6
Kailee Wong, LB, 1998-01	4	0	0	1	(1 INT)	-/-	0	0	6
Carlester Crumpler, TE, 1999	1	0	1	0	-/-	-/-	0	0	6
John Davis, TE, 2000	1	0	1	0	-/-	-/-	0	0	6
Tyrene Carter, S, 2000-02	3	0	0	1	(1 FR)	-/-	0	0	6
Doug Chapman, RB, 2000-03	4	0	1	0	-/-	-/-	0	0	6
Lance Johnstone, DE, 2001-05	5	0	0	1	(1 INT)	-/-	0	0	6
Derrick Alexander, WR, 2002	1	0	1	0	-/-	-/-	0	0	6
Brian Williams, CB, 2002-05	4	0	0	1	(1 INT)	-/-	0	0	6

2020 VIKINGS

PLAYER	YRS	TDR	TDP	TDRt	FGM/FGA (type of return)	1PT	2PT	SAF	POINTS
John Avery, RB, 2003.....	1	0	1	0	-/-	-/-	0	0	6
Chris Claiborne, LB, 2003-04.....	2	0	0	1	(1 INT)	-/-	0	0	6
Mike Nattiel, LB, 2003-04.....	2	0	0	1	(1 INT)	-/-	0	0	6
Gus Flerotte, QB, 2003-04, 2008.....	3	1	0	0	-/-	-/-	0	0	6
E.J. Henderson, LB, 2003-11.....	9	0	0	1	(1 INT)	-/-	0	0	6
Richard Owens, FB/TE, 2004-06.....	3	0	1	0	-/-	-/-	0	0	6
Dovonte Edwards, CB, 2005-06.....	2	0	0	1	(1 INT)	-/-	0	0	6
Napoleon Harris, LB, 2005-06, 2008.....	3	0	0	1	(1 INT)	-/-	0	0	6
Fred Smoot, CB, 2005-09.....	5	0	0	1	(1 FR)	-/-	0	0	6
Ray Edwards, DE, 2006-10.....	5	0	0	1	(1 FR)	-/-	0	0	6
Ben Leber, LB, 2006-10.....	5	0	0	1	(1 FR)	-/-	0	0	6
Cedric Griffin, CB, 2006-11.....	6	0	0	1	(1 FR)	-/-	0	0	6
Dwight Smith, S, 2006-07.....	2	0	0	1	(1 INT)	-/-	0	0	6
Aundrae Allison, WR, 2007-08.....	2	0	0	1	(1 KO)	-/-	0	0	6
Robert Ferguson, WR, 2007-08.....	1	0	1	0	-/-	-/-	0	0	6
Greg Lewis, WR, 2009-10.....	2	0	1	0	-/-	-/-	0	0	6
Greg Camarillo, WR, 2010-11.....	2	0	1	0	-/-	-/-	0	0	6
Donovan McNabb, QB, 2011.....	1	1	0	0	-/-	-/-	0	0	6
Devin Aromashodu, WR, 2011-12.....	2	0	1	0	-/-	-/-	0	0	6
Stephen Burton, WR, 2011-12.....	2	0	1	0	-/-	-/-	0	0	6
Brian Robison, DE, 2007-17.....	11	0	0	1	(1 FR)	-/-	0	0	6
John Carlson, TE, 2012-13.....	2	0	1	0	-/-	-/-	0	0	6
Jerome Simpson, WR, 2012-13.....	2	0	1	0	-/-	-/-	0	0	6
Matt Cassel, QB, 2013-14.....	2	1	0	0	-/-	-/-	0	0	6
Cerald Hodges, LB, 2013-15.....	3	0	0	1	(1 INT)	-/-	0	0	6
Chase Ford, TE, 2013-15.....	3	0	1	0	-/-	-/-	0	0	6
Jerome Felton, FB, 2012-14.....	3	0	0	1	(1 FR)	-/-	0	0	6
Captain Munnerlyn, CB, 2014-16.....	3	0	0	1	(1 FR)	-/-	0	0	6
Xavier Rhodes, CB, 2013.....	7	0	0	1	(1 INT)	-/-	0	0	6
Case Keenum, QB, 2017.....	1	1	0	0	-/-	-/-	0	0	6
David Morgan, TE, 2016-18.....	3	0	1	0	-/-	-/-	0	0	6
Mike Hughes, CB, 2018.....	3	0	0	1	(1 INT)	-/-	0	0	6
Linval Joseph, DT, 2014-19.....	6	0	0	1	(1 FR)	-/-	0	0	6
Anthony Harris, S, 2015.....	6	0	0	0	(1 INT)	-/-	0	0	6
Mike Boone, RB, 2018.....	3	1	0	0	-/-	-/-	0	0	6
Chad Beebe, WR, 2018.....	3	0	1	0	-/-	-/-	0	0	6
Tyler Conklin, TE, 2018.....	3	0	1	0	-/-	-/-	0	0	6
Jim Leo, DE, 1961-62.....	2	0	0	0	-/-	-/-	0	1	2
Joe Blahak, CB, 1974-75, '77.....	3	0	0	0	-/-	-/-	0	1	2
Autry Beamon, S, 1975-76.....	2	0	0	0	-/-	-/-	0	1	2
Mark Mullaney, DE, 1975-87.....	13	0	0	0	-/-	-/-	0	1	2
Neil Eishire, DE, 1981-86.....	6	0	0	0	-/-	-/-	0	1	2
Joe Stepanek, DT, 1987.....	1	0	0	0	-/-	-/-	0	1	2
Ray Berry, LB, 1987-92.....	6	0	0	0	-/-	-/-	0	1	2
Mark Dusbabek, LB, 1989-92.....	4	0	0	0	-/-	-/-	0	1	2
Walt Williams, CB, 1981.....	1	0	0	0	-/-	-/-	0	1	2
Robin Sendlein, LB, 1981-84.....	4	0	0	0	-/-	-/-	0	1	2
Brooks Bollinger, QB, 2006-07.....	2	0	0	0	-/-	-/-	1	0	2
Blake Bell, TE, 2017.....	1	0	0	0	-/-	-/-	1	0	2



Chuck Foreman set the team record for TDs in a season in 1975 with 22 (13 rushing, 9 receiving). He scored 75 career TDs with the Vikings in his 7-season career in Minnesota.

VIKINGS ALL-TIME PASSING

QUALIFIERS - 500+ ATTEMPTS

PLAYER	ATT	COMP	PCT.	YARDS	TD	INT	LG	SK/YDS	RATING
Kirk Cousins (2018-)	1,485	1,026	69.1	11,470	85	29	75t	102/685	102.8
Sam Bradford (1996-17)	595	427	71.8	4,259	23	5	71t	46/276	101.1
Randall Cunningham (1997-99)	713	427	59.9	5,680	48	23	67t	42/293	94.2
Brett Favre (2009-10)	889	580	65.2	6,711	44	26	63	56/386	92.2
Daunte Culpepper (1999-05)	2,607	1,678	64.4	20,162	135	86	82t	228/1214	91.5
Teddy Bridgewater (2014-17)	851	551	64.7	6,150	28	22	87t	83/556	86.3
Warren Moon (1994-96)	1,454	882	60.7	10,102	58	42	85t	86/634	82.9
Brad Johnson (1992-96, 2005-06)	1,670	1,036	62.0	11,098	65	48	82t	100/673	82.5
Fran Tarkenton (1961-66, '72-78)	4,569	2,635	57.7	33,098	239	194	89t	417/3,880	80.2
Tarvaris Jackson (2006-10)	603	354	58.7	3,984	24	22	71	47/247	76.6
Christian Ponder (2011-14)	1,057	632	59.8	6,658	38	36	72	95/901	75.9
Rich Gannon (1987-92)	1,003	561	55.9	6,457	40	36	78t	81/478	73.9
Wade Wilson (1981-91)	1,665	929	55.8	12,135	66	75	75t	151/1,069	73.4
Tommy Kramer (1977-89)	3,648	2,011	55.1	24,775	159	157	76t	248/1,596	73.3
Steve Dils (1979-84)	623	336	53.9	3,867	15	18	68	49/349	68.8
Gary Cuozzo (1968-71)	556	276	49.6	3,552	18	23	52t	46/334	63.7
Joe Kapp (1967-69)	669	351	50.2	4,807	37	47	85t	82/676	62.3

NON-QUALIFIERS - FEWER THAN 500 ATTEMPTS

PLAYER	ATT	COMP	PCT.	YARDS	TD	INT	LG	SK/YDS	RATING
Todd Bouman (1997-02)	95	54	56.8	880	8	4	80t	6/49	98.6
Case Keenum (2017)	481	325	67.6	3,547	22	7	65t	22/136	98.3
Jeff George (1999)	329	191	58.1	2,816	23	12	80t	28/228	94.2
Brooks Bollinger (2006-07)	68	46	67.6	537	1	2	50	13/78	84.0
Donovan McNabb (2011)	156	94	60.3	1,026	4	2	60	16/113	82.9
Gus Flerotte (2003-04, 08)	367	216	58.9	2,847	19	17	99t	34/186	81.4
Sean Salisbury (1990-94)	404	228	56.4	2,772	14	9	55	28/199	80.2
Matt Cassel (2013-14)	325	194	59.7	2,232	14	13	79t	22/124	78.1
Jim McMahon (1993)	331	200	60.4	1,968	9	8	58	23/104	76.2
Kelly Holcomb (2007)	83	42	50.6	515	2	1	40	12/87	73.1
Shaun Hill (2002-05, 2015-16)	42	21	50.0	257	0	0	33	2/18	69.2
Bob Lee (1969-72, '75-78)	306	159	52.0	2,153	15	17	63	30/221	67.8
Joe Webb (2010-13)	152	88	57.9	853	3	5	46	11/69	66.6
Archie Manning (1983-84)	94	52	55.3	545	2	3	56	18/153	66.4
George Shaw (1961)	91	46	50.5	530	4	4	42t	14/122	64.8
Tony Adams (1987)	87	49	55.0	607	3	5	63t	19/130	64.3
Bob Berry (1965-67, '73-76)	124	63	50.8	708	7	8	52t	17/131	59.4
Ron VanderKelen (1963-67)	252	107	42.2	1,375	6	11	53	25/224	49.7
Josh Freeman (2013)	53	20	37.7	190	0	1	22	1/14	40.6
Norm Sneed (1971)	75	37	49.3	470	1	6	55t	7/67	40.3
Bubby Brister (2000)	20	10	50.0	82	0	1	20	1/6	40.0
Spergon Wynn (2001)	98	48	49.0	418	1	6	47t	10/65	38.6
Sean Mannion (2019-)	21	12	57.1	126	0	2	35	0/0	35.1
Steve Bono (1985-86)	11	2	18.2	8	0	5	5	2/13	29.6
John McCormick (1962)	18	7	39.0	104	0	5	53	3/33	19.1

FEWER THAN 10 ATTEMPTS

PLAYER	ATT	COMP	PCT	YARDS	TD	INT	LG	SK/YDS	RATING
Keith Henderson (1992)	1	1	100.0	36	1	0	36t	0/0	158.3
Darrin Nelson (1982-89, '91-92)	1	1	100.0	16	1	0	25t	0/0	158.3
Ryan Longwell (2006-11)	1	1	100.0	16	1	0	16t	0/0	158.3
Meweide Moore (2004-07)	2	2	100.0	15	1	0	15t	0/0	158.3
D.J. Dozier (1987-91)	1	1	100.0	19	1	0	19t	0/0	145.9
Jay Walker (1996-97)	2	2	100.0	31	0	0	19	0/0	118.8
Hassan Jones (1986-92)	1	1	100.0	18	0	0	18	0/0	118.8
Chris Kluge (2005-12)	1	1	100.0	27	0	0	27	0/0	118.8
Paul Krause (1968-79)	2	1	50.0	11	1	0	11t	0/0	106.3
Phil King (1965-66)	1	1	100.0	9	0	0	9	0/0	104.2
Randy Moss (1998-04, '10)	8	4	50.0	106	2	1	37	0/0	95.8
Sidney Rice (2007-10)	4	2	50.0	94	0	0	79	0/0	95.8
Chester Taylor (2006-09)	2	1	50.0	4	1	0	4t	0/0	95.8
Mike Eischeid (1972-74)	1	1	100.0	6	0	0	6	0/0	91.7
Bill Cappelman (1970)	7	4	57.1	49	0	0	26	0/0	78.8
Herschel Walker (1989-91)	2	1	50.0	12	0	0	12	0/0	68.5
Fred Cox (1963-77)	1	1	100.0	1	0	0	1	0/0	62.5
Alfred Anderson (1984-90)	9	4	44.4	112	2	1	43t	2/8	59.3
Tommy Mason (1961-66)	4	1	25.0	30	1	2	30t	0/0	58.4
Bill Brown (1962-74)	2	1	50.0	3	0	0	3	0/0	50.0
Stefon Diggs (2015-19)	1	0	0.0	0	0	0	0	0/0	39.6
Jamie Caleb (1961)	1	0	0.0	0	0	0	0	0/0	39.6
Anthony Carter (1985-93)	1	0	0.0	0	0	0	0	0/0	39.6
Cole Coleman (1978-87)	1	0	0.0	0	0	0	0	0/0	39.6
Bob Grimm (1967-71, '76-77)	1	0	0.0	0	0	0	0	0/0	39.6
Jim Lash (1973-76)	1	0	0.0	0	0	0	0	0/0	39.6
Terry LeCount (1979-83)	1	0	0.0	0	0	0	0	0/0	39.6
Hugh McElhenny (1961-62)	1	0	0.0	0	0	0	0	0/0	39.6
Harry Newsome (1990-93)	1	0	0.0	0	0	0	0	0/0	39.6
Allen Rice (1984-90)	1	0	0.0	0	0	0	0	0/0	39.6
Mike Saxon (1994-95)	1	0	0.0	0	0	0	0	0/0	39.6
Joe Senser (1979-84)	1	0	0.0	0	0	0	0	0/0	39.6
Chris Walsh (1994-02)	1	0	0.0	0	0	0	0	0/0	39.6
David Palmer (1994-00)	0	0	0.0	0	0	0	0	1/2	39.6
Jerick McKinnon (2014-17)	1	0	0.0	0	0	0	0	0/0	39.6
Ryan Quigley (2017)	1	0	0.0	0	0	0	0	0/0	39.6
Jay Fiedler (1998)	7	3	42.9	41	0	1	19	0/0	22.6
Larry Miller (1987)	6	1	16.7	2	0	1	2	0/0	0.0
Jerry Reichow (1961-64)	3	0	0.0	0	0	1	0	0/0	0.0
Mitch Berger (1996-01)	2	0	0.0	0	0	1	0	0/0	0.0
Ted Brown (1979-86)	1	0	0.0	0	0	1	0	0/0	0.0

VIKINGS ALL-TIME STARTING QB RECORDS ^{*Sorted by wins}

Player	Yrs	Starts	Won	Lost	Tied	%
Fran Tarkenton, 1961-66, 72-78.....	13	170	91	73	6	.553
Tommy Kramer, 1977-89.....	13	110	54	56	0	.491
Daunte Culpepper, 1999-05.....	7	80	38	42	0	.475
Brad Johnson, 1992-98, 2005-06.....	9	46	28	18	0	.609
Wade Wilson, 1981-91.....	11	48	27	21	0	.563
Kirk Cousins, 2018-.....	3	45	24	20	1	.544
Joe Kapp, 1967-69.....	3	38	23	12	3	.645
Warren Moon, 1994-96.....	3	39	21	18	0	.538
Rich Gannon, 1987-92.....	6	35	19	16	0	.543
Brett Favre, 2009-10.....	2	29	17	12	0	.586
Teddy Bridgewater, 2014-17.....	4	28	17	11	0	.607
Randall Cunningham, 1997-99.....	3	23	16	7	0	.696
Gary Cuozzo, 1968-71.....	4	21	16	5	0	.762
Christian Ponder, 2011-14.....	4	36	14	21	1	.403
Case Keenum, 2017.....	1	14	11	3	0	.786
Tarvaris Jackson, 2006-10.....	5	20	10	10	0	.500
Gus Fretotte, 2003-04, 2008.....	3	13	10	3	0	.769
Bob Lee, 1969-72, 75-78.....	8	11	9	2	0	.818
Sam Bradford, 2016-17.....	2	17	9	8	0	.529
Jim McMahon, 1993.....	1	12	8	4	0	.667

Player	Yrs	Starts	Won	Lost	Tied	%
Jeff George, 1999.....	1	10	8	2	0	.800
Steve Dilis, 1979-84.....	6	15	6	9	0	.400
Sean Salisbury, 1990-94.....	5	9	5	4	0	.556
Matt Cassel, 2013-14.....	2	9	4	5	0	.444
Norm Snead, 1971.....	1	2	2	0	0	1.000
Donovan McNabb, 2011.....	1	6	1	5	0	.167
George Shaw, 1961.....	1	4	1	3	0	.250
Todd Bouman, 1997-02.....	6	3	1	2	0	.333
Ron VanderKelen, 1963-67.....	5	5	1	4	0	.200
Bob Berry, 1965-67, 73-76.....	7	2	1	1	0	.500
Joe Webb, 2010-13.....	2	2	1	1	0	.500
Shaun Hill, 2002-05, 15-16.....	6	1	1	0	0	1.000
Tony Adams, 1987.....	1	3	0	3	0	.000
Kelly Holcomb, 2007.....	1	3	0	3	0	.000
Archie Manning, 1983-84.....	2	2	0	2	0	.000
Spurgeon Wynn, 2001.....	1	2	0	2	0	.000
Brooks Bollinger, 2006-07.....	2	1	0	1	0	.000
Josh Freeman, 2013.....	1	1	0	1	0	.000
Sean Mannion, 2019-.....	1	1	0	1	0	.000

PASSING FANCY

CAREER TO PASSES BY A QB/RECEIVER DUO

TOUCHDOWNS	PLAYERS
53.....	Daunte Culpepper/Randy Moss
27.....	Kirk Cousins/Adam Thielen
26.....	Warren Moon/Cris Carter

SEASON TO PASSES BY A QB/RECEIVER DUO

TOUCHDOWNS	PLAYERS
17.....	Warren Moon/Cris Carter, 1995
15.....	Randall Cunningham/Randy Moss, 1998
15.....	Daunte Culpepper/Randy Moss, 2000
12.....	Daunte Culpepper/Randy Moss, 2004
12.....	Kirk Cousins/Adam Thielen, 2020

SEASON COMBINED TDs BY A QB (PASSING/RUSHING)

TOUCHDOWNS	PLAYER
41.....	Daunte Culpepper, 2004 (39/2)
40.....	Daunte Culpepper, 2000 (33/7)
35.....	Randall Cunningham, 1998 (34/1)

100+ PASSER RATING GAMES IN A SEASON (min 20 attempts)

GAMES	PLAYER
10.....	Brett Favre, 2009
8.....	Kirk Cousins, 2019
8.....	Randall Cunningham, 1998
8.....	Daunte Culpepper, 2000
8.....	Daunte Culpepper, 2004
8.....	Sam Bradford, 2016
8.....	Case Keenum, 2017

CONSECUTIVE 100+ PASSER RATING GAMES IN A SEASON

GAMES	PLAYER
4.....	Kirk Cousins, 2019
4.....	Brett Favre, 2009
4.....	Daunte Culpepper, 2004

100+ PASSER RATING GAMES IN A CAREER

GAMES	PLAYER
40.....	Fran Tarkenton
30.....	Daunte Culpepper
21.....	Kirk Cousins

50+ YARD PASSES IN A GAME

50+ PASSES	PLAYER, GAME
4 (56t, 56t, 54t, 51t)	Randall Cunningham, at Dallas 11/26/98
3 (76t, 70t, 66t).....	Fran Tarkenton, at LA Rams 11/19/72
3 (67t, 68t, 76t).....	Tommy Kramer, at Washington 11/2/86

FEWEST INTERCEPTIONS THROWN IN A GAME

INT	PLAYER (ATTEMPTS)
0.....	Rich Gannon at New England, 10/20/91 (63 att.)
0.....	Daunte Culpepper at Houston, 10/10/04 (50 att.)
0.....	Kirk Cousins, at LA Rams, 9/27/18 (50 att.)

FEWEST INTERCEPTIONS THROWN IN A SEASON

INTS	PLAYER (ATTEMPTS)
4.....	Brad Johnson, 2005 (254 att.)
5.....	Sam Bradford, 2016 (552 att.)

CONSECUTIVE PASS ATTEMPTS WITHOUT AN INTERCEPTION

ATTEMPTS	PLAYER
201.....	Kirk Cousins, 10/13/19-12/7/19
193.....	Warren Moon, 10/22/95-11/23/95
162.....	Randall Cunningham, 12/21/97-10/25/98

GAMES WITHOUT AN INTERCEPTION IN A SEASON

GAMES	PLAYER
10.....	Brett Favre, 2009
10.....	Sam Bradford, 2016
10.....	Case Keenum, 2017
10.....	Kirk Cousins, 2019

GAMES WITHOUT BEING SACKED IN A SEASON

GAMES	PLAYER
6.....	Case Keenum, 2017
4.....	Kirk Cousins, 2019
4.....	Fran Tarkenton, 1972
4.....	Rich Gannon, 1991
4.....	Randall Cunningham, 1998
4.....	Sam Bradford, 2016

GAMES WITHOUT AN INTERCEPTION/SACKED IN A SEASON

GAMES	PLAYER
3.....	Brett Favre, 2009
3.....	Sam Bradford, 2016
3.....	Case Keenum, 2017

FEWEST TIMES SACKED IN A SEASON

SACKS	PLAYER
11.....	Tommy Kramer, 1988
12.....	Sean Salisbury, 1993

FEWEST TIMES SACKED IN A GAME (MOST ATTEMPTS)

GAMES	PLAYER
0.....	Tommy Kramer, at New England, 10/16/79 (61 att.)
0.....	Fran Tarkenton, vs. Philadelphia (56 att.)

WINS IN GAMES STARTED BY QBs

WINS	PLAYER
13.....	Randall Cunningham, 1998 (13-1)
12.....	Joe Kapp, 1969 (12-1)
12.....	Fran Tarkenton, 1975 (12-2)
12.....	Fran Tarkenton, 1973 (12-2)
12.....	Brett Favre, 2009 (12-4)

CONSECUTIVE WINS AFTER 1ST START

GAMES	PLAYER
7.....	Daunte Culpepper, 9/3/00-10/22/00
6.....	Brett Favre, 9/13/09-10/18/09

VIKINGS ALL-TIME RECEIVING

PLAYER	REC.	YARDS	AVG.	TD	Olabisi Johnson (2019-)	44	470	10.7	3
Cris Carter (1990-01)	1,004	12,383	12.3	10	Matthew Hatchette (1997-00)	43	640	14.9	4
Randy Moss (1998-04, 2010)	587	9,316	15.9	92	Sam McCullum (1974-75, 1982-83)	42	608	14.4	5
Steve Jordan (1982-94)	498	6,307	12.7	28	Mike Mularkey (1983-88)	42	464	11.0	5
Anthony Carter (1985-93)	478	76,355	16.0	52	Roger Craig (1992-93)	41	333	8.1	1
Kyle Rudolph (2011-)	454	4,488	9.9	48	John Carlson (2012-13)	40	387	9.7	1
Jake Reed (1991-99, 2001)	413	6,433	15.6	33	Mike Wallace (2015)	39	473	12.1	2
Ahmad Rashad (1976-82)	400	5,489	13.7	34	Jim Gustafson (1985-90)	38	491	12.9	5
Sammy White (1976-86)	393	6,400	16.3	50	C.J. Ham (2017-)	41	355	8.7	2
Adam Thielen (2014-)	385	5,086	13.2	38	Latavius Murray (2017-18)	37	244	6.6	0
Stefon Diggs (2015-19)	365	4,622	12.6	30	Devin Aromashodu (2011-12)	37	650	17.6	1
Ted Brown (1979-86)	339	2,850	8.4	13	Robert Ferguson (2007-08)	35	416	11.9	1
Chuck Foreman (1973-79)	336	3,057	9.1	23	Chase Ford (2013-15)	34	391	11.5	1
Rickey Young (1978-83)	292	2,255	7.6	14	Naufahu Tahi (2006-10)	33	150	4.6	2
Bill Brown (1962-74)	284	3,177	11.2	23	D.J. Dozier (1987-91)	32	298	9.3	2
Percy Harvin (2009-12)	280	3,302	11.8	20	Clinton Jones (1967-72)	31	306	9.9	0
Darin Nelson (1982-89, 1991-92)	251	2,202	8.8	5	Dave Middleton (1961)	30	444	14.8	2
Adrian Peterson (2007-16)	241	1,945	8.1	5	Greg DeLong (1995-98)	30	205	6.8	0
Hassan Jones (1986-92)	222	3,733	16.8	24	Greg Camarillo (2010-11)	29	361	12.4	1
Vishann the Shiancoe (2007-11)	208	2,424	11.7	24	Preston Carpenter (1966)	27	487	17.3	4
Paul Flatley (1963-67)	202	3,222	16.0	17	Jeff Dugan (2004-10)	27	191	7.1	3
Jim Kleinsasser (1989-2011)	192	1,688	8.8	6	Hai Besolis (1964-66)	26	418	16.1	8
Jermaine Wiggins (1965-06)	186	1,659	8.9	6	Greg Lewis (2009-10)	25	293	11.7	1
Leo Lewis (1981-91)	181	2,924	16.1	16	Tyler Conklin (2018-)	25	258	10.3	1
Robert Smith (1993-00)	178	1,292	7.3	6	Tommy Richardson (2006-07)	24	200	8.3	0
Stu Voigt (1970-80)	177	1,919	10.8	17	Chad Beebe (2018-)	24	266	11.0	1
Dave Osborn (1965-75)	173	1,412	8.2	7	Billy McMullen (2006)	23	307	13.3	2
Gene Washington (1967-72)	172	3,087	18.0	23	Johnny McWilliams (2000)	22	180	8.2	3
Amp Lee (1994-96)	170	1,348	7.9	5	Koren Robinson (2005)	22	347	15.8	1
John Gilliam (1972-75)	165	3,297	20.0	27	Joe Johnson (1992)	21	211	10.0	1
Joe Senser (1979-84)	165	1,822	11.0	16	Hunter Goodwin (1996-98, 2002-03)	19	147	7.7	1
Chester Taylor (2006-09)	160	1,357	8.5	3	Scottie Graham (1993-96)	19	125	6.6	0
Jarius Wright (2012-17)	153	2,039	13.3	10	Alexander Mattison (2019-)	19	143	7.5	0
Tommy Mason (1961-66)	151	1,689	11.2	11	Ameer Abdullah (2018-)	21	449	7.1	2
Sidney Rice (2007-10)	146	2,129	14.6	18	James Brim (1987)	21	282	15.7	2
Dalvin Cook (2017-)	146	1,254	8.5	3	Steve Craig (1974-78)	18	172	9.6	1
Jerry Reichow (1961-64)	144	2,183	15.2	19	Aundrea Allison (2007-08)	18	231	12.8	0
Bernard Berrian (2014-17)	142	984	6.9	5	Aldrick Robinson (2018)	17	231	13.6	5
Bernard Berrian (2008-11)	138	1,925	14.0	11	John Davis (2000)	17	202	11.9	1
Cordarrelle Patterson (2013-16)	132	1,316	10.0	7	Bob Reed (1962-63)	17	174	10.2	1
Moe Williams (1996-00, 2002-05)	131	1,301	9.9	4	Doug Chapman (2000-03)	17	143	8.4	1
Nate Burleson (2003-05)	127	1,789	14.1	12	Derek Tennell (1992-93)	17	134	7.9	0
Greg Jennings (2013-14)	127	1,546	12.2	10	David Morgan (2016-18)	16	135	8.4	1
Michael Bennett (2001-05)	126	1,040	8.3	5	Oscar Donahue (1962)	16	285	17.8	1
Ed Marinaro (1972-73)	125	1,088	8.7	7	Richard Owens (2004-06)	16	132	8.3	1
Qadry Ismail (1993-96)	118	1,856	15.7	12	Raymond Hayes (1961)	16	121	7.6	0
Mewelde Moore (2004-07)	116	1,093	9.4	3	Ray Poage (1963)	15	354	23.6	2
John Beasley (1967-73)	115	1,242	10.8	12	Charley Ferguson (1962)	14	364	26.0	6
Alfred Anderson (1984-91)	114	1,042	9.1	5	Carroll Dale (1973)	14	192	13.7	0
Marcus Robinson (2004-06)	107	1,553	14.5	17	Marlin McKeever (1967)	14	184	13.1	0
Travis Taylor (2005-06)	107	1,255	11.7	7	Harold Morrow (1996-02)	14	144	10.3	0
Brent McClanahan (1973-80)	107	772	7.2	4	Derrick Alexander (2002)	14	134	9.6	1
Bobby Wade (2007-08)	107	1,292	12.1	5	Mike Tice (1992-93, 1995)	14	126	9.0	2
Matt Asiata (2012-16)	101	722	7.1	1	Phil King (1965-66)	14	120	8.6	2
Allen Rice (1984-90)	100	1,066	10.6	6	Brent Novoselsky (1989-94)	14	108	7.7	2
Andrew Jordan (1994-97, 1999-01)	97	763	7.9	4	A.D. Williams (1961)	13	174	13.4	1
Bob Grim (1967-71, 1976-77)	96	1,414	14.8	9	Dave Casper (1983-84)	13	172	13.2	0
Andrew Glover (1997-99)	95	1,227	12.9	9	Doug Mayberry (1961-62)	13	118	9.1	1
Bob Tucker (1977-80)	95	1,045	11.0	5	Lorenzo Booker (2010-11)	13	114	8.8	0
Robert Miller (1975-80)	95	771	8.1	1	Steve Stonebreaker (1962-63)	12	227	18.9	1
Oscar Reed (1968-74)	92	676	7.4	3	Mel Triplett (1961-62)	12	71	5.9	1
Byron Chamberlain (2001-02)	91	1,055	11.6	3	Dwight Collins (1984)	11	143	13.0	1
Mike Anthony Jones (1983-85)	90	1,327	14.7	5	MyCole Pruitt (2015-16)	11	96	8.7	0
Herschel Walker (1989-91)	86	681	7.9	5	Al Denson (1971)	10	125	12.5	0
John Henderson (1968-72)	81	1,330	16.2	9	Billy Martin (1968)	10	101	10.1	1
Tom Hall (1964-66, 1968-69)	81	1,163	14.4	7	Joe Banyard (2013-14)	10	73	7.3	0
Tony Galbreath (1981-83)	80	645	8.0	2	Michael Floyd (2017)	10	78	7.8	0
Terry LeCount (1979-83, 1987)	79	1,225	15.5	7	Bethel Johnson (2006)	9	156	17.3	0
Troy Williamson (2005-07)	79	1,067	13.5	3	Barry Word (1993)	9	105	11.7	0
Charles Evans (1993-98)	78	531	6.8	1	Sean Berton (2003-04)	9	78	8.7	0
Michael Jenkins (2011-12)	78	915	11.7	5	Jerome Felton (2012-14)	9	72	8.0	0
Toby Gerhart (2010-13)	77	600	7.8	3	Buster Rhymes (1985-87)	8	149	18.6	0
Jim Lash (1973-76)	75	1,252	16.7	3	Doug Kingsriter (1973-75)	7	116	16.6	0
Jerome Simpson (2012-13)	74	1,000	13.5	1	Tom Wilson (1963)	7	48	6.9	0
David Palmer (1994-00)	73	631	8.6	1	Garrett Mills (2007-09)	7	91	13.0	0
Justin Jefferson (2020-)	73	1,182	16.2	7	Stephen Burton (2011-12)	7	73	10.4	1
Terry Allen (1990-94)	72	675	9.4	3	Zach Line (2013-16)	7	103	14.7	1
Rick Fenney (1987-91)	71	628	8.8	2	Mike Boone (2018-)	7	28	4.0	0
Jim Phillips (1965-67)	68	1,091	16.0	7	Bob Brown (1971)	6	141	20.8	0
Chris Walsh (1994-02)	67	719	10.7	4	Jim Boylan (1963-64)	6	78	13.0	1
D'Wayne Bates (2002-03)	65	840	12.9	5	Bob Schnelker (1961)	6	70	11.7	1
Laquon Treadwell (2016-19)	65	701	10.8	2	Sam Harrell (1980-82, 1987)	6	43	7.2	0
Leroy Hoard (1996-99)	60	577	9.6	1	Sammy Johnson (1976-78)	6	43	7.2	0
Charles Johnson (2014-16)	60	834	13.9	2	Darryl Harris (1988)	6	30	5.0	0
Stacy Scott (1961-65)	57	1,277	22.4	13	Charles Stackhouse (2003)	6	30	5.0	0
Kelly Campbell (2002-04)	57	1,062	18.6	8	Joe Webb (2010-13)	6	42	7.0	0
Jim Lindsey (1966-72)	56	632	11.3	4	Billy Butler (1962-64)	5	97	19.4	0
Irv Smith, Jr. (2019-)	58	598	10.2	5	John Holland (1974)	5	84	16.3	0
Hugh McElhenney (1961-62)	53	474	8.9	3	Doug Cunningham (1979)	5	50	10.0	0
Onterio Smith (2003-04)	51	523	10.3	2	Darryl Ingram (1989)	5	47	9.4	1
Rhett Ellison (2012-16)	51	515	10.1	3	Jeff Womack (1987)	5	46	8.1	1
Adrian Cooper (1994-95)	50	570	11.4	0	Mark Kellar (1976-78)	5	17	3.4	0
Bob Bruer (1980-84)	46	455	9.8	7	Keith Henderson (1992)	4	60	15.0	0

Olanda Truitt (1993).....	4	40	10.0	0
Bill Barnes (1965-66).....	4	35	8.8	0
Martin Vance (2006).....	4	33	8.3	0
Ronnie Hillman (2016).....	4	43	10.8	0
Steve Finch (1987).....	4	54	18.0	0
Tom Adams (1962).....	3	51	17.0	0
Kent Kramer (1969-70).....	3	47	15.7	1
Ricky Parks (1987).....	3	46	15.3	0
Dick Haley (1961).....	3	43	14.3	0
Leon Clarke (1963).....	3	34	11.3	0
John Henry Mills (1999).....	3	30	10.0	0
Marlyde McDole (1981-83).....	3	29	9.7	0
David Frisch (1996).....	3	27	9.0	1
Phil Frye (1987).....	3	25	7.2	0
Catriack Fason (2005-06).....	3	19	6.3	0
Jesse Clarke (1989-90).....	3	18	6.0	0
Carl Hilton (1986-89).....	3	17	5.6	3
Keenan Howry (2003-05).....	3	18	6.0	0
Blake Bell (2017).....	3	19	6.3	0
Alexander Hollins (2019-).....	2	46	23.0	0
Roc Thomas (2018).....	2	21	10.5	0
Will Sherman (1961).....	2	40	20.0	0
Carlester Crumpler (1999).....	2	35	17.5	1
Willie Gillespie (1987).....	2	28	14.0	0
Clint Hasling (1975).....	2	28	14.0	0
Rhett Dawson (1973).....	2	24	12.0	0
Gary Ballman (1973).....	2	22	11.0	0
Ron Daugherty (1987).....	2	21	10.5	0
Robert Tate (1997-01).....	2	20	10.0	0
Doug Paschel (1980-81).....	2	18	9.0	0
Steve Harris (1987).....	2	17	8.5	0
Artose Pinner (2006).....	2	15	7.5	0
Brett Wilson (1987).....	2	14	7.0	0
Andre Thomas (1987).....	2	13	6.5	0
Lance Rentzel (1965-66).....	2	10	5.0	0
Mike L. Jones (1990-91).....	2	8	4.0	2
Adam Walker (1987).....	2	3	1.5	0
Bill McWatters (1964).....	2	-1	-0.5	0
Jamie Caleb (1961).....	2	-8	-4.0	0
John Avery (2003).....	2	24	12.0	1
Albert Young (2009-10).....	2	11	5.5	0
Ryan D'Imperio (2011).....	2	7	3.5	0
Allen Reiser (2011-12).....	2	18	9.0	0
Eric Guilford (1993-94).....	1	45	45.0	0
Kevin Miller (1978-80).....	1	35	35.0	1
Art Powell (1968).....	1	31	31.0	0
Cedric James (2002).....	1	29	29.0	0
Harry Washington (1978).....	1	24	24.0	0
Brandon Zylstra (2018).....	1	23	23.0	0
Ted Dean (1964).....	1	23	23.0	0
Tommy Kramer (1977-89).....	1	23	20.0	1
Marc May (1987).....	1	22	22.0	0
Hank Baskett (2010).....	1	18	18.0	0
MarQueis Gray (2014).....	1	16	16.0	0
Tom Michel (1964).....	1	14	14.0	0
Larry Vargo (1964-65).....	1	13	13.0	0
Bill Harris (1969-70).....	1	12	12.0	0
Richard Angulo (2005).....	1	11	11.0	0
Don Hasselbeck (1984).....	1	10	10.0	0
Travis Prentice (2001).....	1	10	10.0	0
Ed Shenk (1987).....	1	10	10.0	0
Robert Steele (1979).....	1	10	10.0	0
Emmanuel Arceneaux (2011).....	1	10	10.0	0
Larry Ned (2003-04).....	1	9	9.0	0
Jaymar Johnson (2009-10).....	1	9	9.0	0
Jay Carroll (1985).....	1	8	8.0	0
Leonard Moore (1987).....	1	8	8.0	0
Thomas Tapeh (2008).....	1	7	7.0	0
Nate Wright (1971-80).....	1	6	6.0	0
Brandon Dillon (2019-).....	1	6	6.0	0
Bob Goodridge (1968).....	1	5	5.0	0
Robert Green (1997).....	1	5	5.0	0
Troy Walters (2000-01).....	1	5	5.0	0
Ron Vary (1968-81).....	1	5	5.0	0
Sam Bradford (2016-17).....	1	5	5.0	0
Jarvis Redwine (1981-83).....	1	4	4.0	0
Donta Whitaker (1992).....	1	4	4.0	0
John Gerak (1993-96).....	1	3	3.0	0
Brad Johnson (1992-98).....	1	3	3.0	1
James Stewart (1995).....	1	3	3.0	0
Jimmy Edwards (1979).....	1	2	2.0	0
John Ward (1970-74).....	1	1	1.0	0
Daunte Culpepper (1999-05).....	1	0	0.0	0
Rich Gannon (1987-92).....	1	0	0.0	0
Korey Stringer (1995-00).....	1	-1	-1.0	0
Kirk Cousins (2018-).....	1	-1	-1.0	0
Brett Favre (2009-10).....	1	-2	-2.0	0
Randall Cunningham (1997-99).....	1	-3	-3.0	0
Garrett Bradbury (2019-).....	1	-4	-4.0	0
Christian Ponder (2011-14).....	1	-15	-15.0	0
Ed White (1969-77).....	0	3	--	0
Fran Tarkenton (1961-66, 1972-78).....	0	-12	--	0

VIKINGS ALL-TIME RUSHING

PLAYER	ATT.	YARDS	AVG.	TD
Adrian Peterson (2007-16).....	2,418	11,747	4.9	97
Robert Smith (1993-00).....	1,411	6,818	4.8	32
Chuck Foreman (1973-79).....	1,529	5,879	3.8	52
Bill Brown (1962-74).....	1,627	5,757	3.5	52
Ted Brown (1979-86).....	1,117	4,546	4.1	40
Dave Osborn (1965-75).....	1,172	4,320	3.7	29
Darrin Nelson (1982-89, '91-92).....	981	4,231	4.3	18
Dalvin Cook (2017-).....	754	3,588	4.8	32
Tommy Mason (1961-66).....	761	3,252	4.3	28
Michael Bennett (2001-05).....	713	3,174	4.5	12
Chester Taylor (2006-09).....	655	2,797	4.3	18
Terry Allen (1990-94).....	641	2,795	4.4	23
Fran Tarkenton (1961-66, '72-78).....	464	2,548	5.5	22
Daunte Culpepper (1999-05).....	454	2,476	5.5	29
Alfred Anderson (1984-91).....	626	2,374	3.8	22
Herschel Walker (1989-91).....	551	2,264	4.1	20
Clinton Jones (1967-72).....	546	2,008	3.7	19
Oscar Reed (1968-74).....	490	1,968	4.0	8
Jerick McKinnon (2014-17).....	474	1,918	4.0	7
Rickey Young (1978-83).....	554	1,744	2.9	10
Leroy Hoard (1996-99).....	438	1,689	3.9	26
Moe Williams (1996-00, '02-05).....	370	1,535	4.1	21
Rick Fenney (1987-91).....	358	1,508	4.2	11
Latavius Murray (2017-18).....	356	1,420	4.0	14
Toby Gerhart (2010-13).....	276	1,305	4.7	5
Mewelde Moore (2004-07).....	264	1,285	4.9	1
Matt Asiata (2012-16).....	361	1,259	3.5	18
Scottie Graham (1993-96).....	349	1,239	3.6	7
Brent McIvor (1973-80).....	367	1,207	3.3	6
Ontario Smith (2003-04).....	231	1,123	4.9	7
Ed Marinaro (1972-75).....	306	1,007	3.3	4
Robert Miller (1975-80).....	275	951	3.5	7
Allen Rice (1984-90).....	307	934	3.0	13
Tony Galbreath (1981-83).....	194	788	4.1	7
Alexander Mattson (2019-).....	185	801	4.6	2
Hugh McElhenry (1961-62).....	170	770	4.5	3
Rich Gannon (1987-92).....	144	720	5.0	3
Percy Harvin (2009-12).....	107	683	6.4	4
Wade Wilson (1989-91).....	159	679	4.3	9
D.J. Dozier (1987-91).....	163	643	3.9	7
Christian Ponder (2011-14).....	126	639	5.1	7
Amp Lee (1994-96).....	149	636	4.3	2
Mel Triplett (1961-62).....	132	567	4.3	3
Jim Lindsey (1966-72).....	177	558	3.2	6
Joe Kapp (1967-69).....	99	540	5.5	5
Tavaris Jackson (2006-10).....	119	535	4.5	4
Roger Craig (1992-93).....	143	535	3.7	5
Tommy Kramer (1977-89).....	213	524	2.5	8
Barry Word (1993).....	142	458	3.2	2
Phil King (1965-66).....	89	405	4.6	0
Teddy Bridgewater (2014-17).....	94	398	4.2	4
Charles Evans (1993-98).....	118	364	3.1	4
Sammy Johnson (1976-78).....	83	356	4.3	2
Mike Boone (2018-).....	56	346	6.2	3
Raymond Hayes (1961).....	73	319	4.4	2
Randall Cunningham (1997-99).....	61	317	5.2	1
Doug Chapman (2000-03).....	90	317	3.5	0
Brad Johnson (1992-98, 2005-06).....	121	315	2.6	2
Doug Mayberry (1961-62).....	87	314	3.6	1
Cordarrelle Patterson (2013-16).....	31	333	10.7	4
Kirk Cousins (2018-).....	102	341	3.3	2
Anthony Carter (1985-93).....	47	290	6.2	2
Tom Wilson (1963).....	73	282	3.8	4
Joe Webb (2010-13).....	41	273	6.7	4
Artose Pinner (2006).....	43	190	4.4	3
Adam Thielen (2014-).....	19	166	8.7	1
Bill Barnes (1965-66).....	53	164	3.1	1
Catriack Fason (2005-06).....	50	161	3.2	5
Case Keenum (2017).....	40	160	4.0	1
Randy Moss (1998-04).....	23	159	6.9	0
Stefon Diggs (2015-19).....	29	159	5.5	0
Darryl Harris (1988).....	34	151	4.4	1
Bob Grim (1967-71, '76-77).....	7	147	21.0	0
Jim Kleinsasser (1999-11).....	43	147	3.4	1
James Stewart (1995).....	31	144	4.6	0
Ameer Abdullah (2018-).....	30	144	4.8	0
Warren Moon (1994-96).....	69	143	2.1	0
John Gilliam (1972-75).....	18	136	7.6	1
Tom Michel (1964).....	39	129	3.3	0
David Palmer (1994-00).....	35	123	3.5	1
Ron VanderKelen (1963-67).....	36	116	4.5	1
Keith Henderson (1992).....	24	113	4.3	1
Jarius Wright (2012-17).....	8	111	13.9	0
Bob Reed (1962-63).....	27	110	4.1	0
Jesse Clark (1989-90).....	26	106	4.1	0
Bobby Walden (1964-67).....	9	100	11.1	0
Sammy White (1976-86).....	18	97	5.3	0
Jim McMahon (1993Sam).....	33	96	2.9	0
Terry LeCount (1979-83, '87).....	6	90	15.0	0
Joe Banyard (2013-14).....	21	88	4.2	0
Kelly Campbell (2002-04).....	14	86	6.1	0
Gary Cuozzo (1968-77).....	36	86	2.4	0
Greg Coleman (1978-87).....	10	85	8.5	0
Albert Young (2009-10).....	25	82	3.3	0

Harold Morrow (1996-02).....	17	75	4.4	0	Leonard Moore (1987).....	4	11	2.8	0
Matt Cassel (2013-14).....	27	75	2.7	1	Charles Johnson (2014-16).....	1	11	11.0	0
Mark Kellar (1976-78).....	25	74	3.0	0	Earl Denny (1967-68).....	2	9	4.5	0
Steve Oils (1979-84).....	24	73	3.0	0	Ahmad Rashad (1976-81).....	1	8	8.0	0
Todd Bouman (1997-02).....	10	70	7.0	0	Travis Taylor (2005-06).....	3	8	2.7	0
Jarvis Redwine (1981-83).....	17	70	4.1	0	Bethel Johnson (2006).....	4	8	2.0	0
Spergon Wynn (2001).....	8	61	7.6	0	Norm Sneed (1971).....	6	6	1.0	1
Mike Anthony Jones (1983-85).....	7	60	8.6	0	Mike Wallace (2015).....	1	6	6.0	0
Bill McWatters (1964).....	14	60	4.3	1	Bisi Johnson (2019).....	1	6	6.0	0
Billy Butler (1962-64).....	22	59	2.7	0	Gus Frerotte (2003-04, 08).....	31	5	0.2	1
Donovan McNabb (2011).....	14	59	4.2	1	Steve Jordan (1982-94).....	1	4	4.0	1
Troy Williamson (2005-07).....	5	57	11.4	0	Robert Tate (1997-01).....	1	4	4.0	0
C.J. Ham (2017).....	25	56	2.2	1	Brian Russell (2002-04).....	1	4	4.0	0
Doug Paschal (1980-81).....	15	53	3.5	1	John McCormick (1962).....	2	4	2.0	0
Hassan Jones (1986-92).....	5	52	10.4	0	Jim Young (1965-66).....	3	4	1.3	0
Lorenzo Booker (2010-11).....	13	52	4.0	0	Phil Frye (1987).....	4	4	1.0	0
Ronnie Hillman (2016).....	18	50	2.8	0	Andre Thomas (1987).....	6	4	0.7	0
Sam Bradford (2016-17).....	22	50	2.3	0	Aundrae Allison (2007-08).....	3	4	1.3	0
Andrew Sendejo (2011-18).....	1	48	48.0	0	Dave Nelson (1984).....	1	3	3.0	0
Nate Burleson (2003-05).....	8	43	5.4	0	Troy Walters (2000-01).....	1	3	3.0	0
Archie Manning (1983-84).....	11	42	3.8	0	Stu Voigt (1970-80).....	2	3	1.5	1
Jeff George (1999).....	16	41	2.6	0	Steve Harris (1987).....	4	3	0.8	0
George Shaw (1961).....	10	39	3.9	0	Gordon Smith (1961-65).....	1	2	2.0	0
Ben Tate (2014).....	13	38	2.9	0	Jeff Williams (1966).....	1	2	2.0	0
Bob Lee (1969-72, '75-78).....	39	37	0.9	2	Willie Spencer (1976).....	4	2	0.5	0
James Brim (1987).....	2	36	18.0	1	Justin Jefferson (2020-).....	1	2	2.0	0
Tony Adams (1987).....	11	31	2.8	0	Larry Miller (1987).....	1	1	1.0	0
Roc Thomas (2018).....	8	30	3.8	0	Joe Senser (1979-84).....	2	1	0.5	0
Ted Dean (1964).....	5	30	6.0	0	Randall McDaniel (1988-99).....	2	1	0.5	0
Koren Robinson (2005).....	4	27	6.8	1	Bob Ferguson (1963).....	3	1	0.3	0
Jerome Felton (2012-14).....	4	27	6.8	0	Sean Salisbury (1990-94).....	15	1	0.1	0
Joe Johnson (1992).....	4	26	6.5	0	Paul Krause (1968-79).....	1	0	0.0	0
Bobby Phillips (1995).....	14	26	1.9	0	Al Denson (1971).....	1	0	0.0	0
Tony Richardson (2006-07).....	12	25	2.1	0	Jeff Siemon (1972-82).....	1	0	0.0	0
Zach Line (2013-16).....	13	25	1.9	2	Mike Saxon (1984-95).....	1	0	0.0	0
Billy Waddy (1984).....	3	24	8.0	0	Mitch Berger (1996-01).....	1	0	0.0	0
Adam Walker (1987).....	5	24	4.8	0	Kyle Richardson (2002).....	1	0	0.0	0
Cris Carter (1990-01).....	10	24	2.4	0	John Avery (2003).....	1	0	0.0	0
Jeff Dugan (2004-10).....	11	23	2.1	0	Charles Stackhouse (2003).....	1	0	0.0	0
Grady Alderman (1961-74).....	0	22	22.0	0	Lance Rentzel (1965-66).....	1	-1	-1.0	0
Robert Green (1997).....	6	22	3.7	0	Jim Gustafson (1985-89).....	1	-2	-2.0	0
Qadry Ismail (1993-96).....	4	21	5.3	0	Harry Newsome (1990-93).....	2	-2	-1.0	0
Naufahu Tahi (2006-10).....	10	21	2.1	0	Shaun Hill (2002-05, 2015-16).....	11	-2	-0.4	0
Bubba Brister (2000).....	5	20	4.0	0	Tom Hall (1964-66, '68-69).....	4	-4	-1.0	0
Jeff Wornack (1987).....	9	20	2.2	0	Sean Mannion (2019).....	6	-5	-0.8	0
Cedric Smith (1990).....	9	19	2.1	0	Jay Fiedler (1998).....	1	-6	-1.5	0
Leo Lewis (1981-91).....	16	19	1.2	0	Mike Mularkey (1983-88).....	1	-6	-6.0	0
Bernard Bernia (2008-11).....	5	18	3.6	0	Jeff Locke (2013-16).....	1	-6	-6.0	0
Ron Groce (1976).....	3	18	6.0	0	Bucky Scribner (1987-89).....	2	-7	-3.5	0
Darrell Lester (1964).....	4	18	4.5	0	Bobby Wade (2007-08).....	1	-9	-9.0	0
Brooks Bollinger (2006-07).....	5	18	3.6	0	Preston Carpenter (1966).....	1	-10	-10.0	0
Brett Wilson (1987).....	5	16	3.2	0	Jerry Reichow (1961-64).....	1	-12	-12.0	0
Eddie Payton (1980-82).....	2	15	7.5	0	Mike Eischeid (1972-74).....	1	-13	-13.0	0
Eddie Johnson (2003).....	2	15	7.5	0	Dwight Collins (1984).....	3	-14	-4.7	0
Sam Harrell (1980-82, '87).....	6	15	2.5	0	Chris Kluge (2005-12).....	3	-19	-6.3	0
Brett Favre (2009-10).....	26	15	0.6	0	Mike Mercer (1961).....	1	-32	-32.0	0
Wayne Wilson (1986).....	8	14	1.8	0					
Bob Berry (1965-67, '73-76).....	5	13	2.6	0					
Bill Harris (1969-70).....	6	13	2.2	0					
Jimmy Smith (1987).....	7	13	1.9	0					
Travis Prentice (2001).....	14	13	0.9	2					
Nick Davis (2002-03).....	1	11	11.0	0					
Jamie Caleb (1961).....	3	11	3.7	0					



The Vikings offense of the late 1980s and early 1990s featured legendary players up front - LG #64 Randall McDaniel (11 Pro Bowl berths), LT #65 Gary Zimmerman (4) and TE #83 Steve Jordan (6), who combined for 21 Pro Bowl appearances.

VIKINGS TEAM RECORDS

1961-77 - 14 games; 1978-2019 - 16 games * = 16-game record where applicable 6 = 9 games # = 15 games

Note: The 1982 regular season was reduced to 9 games and the 1987 season to 15 games due to players strike

GAMES WON

Most Consecutive Games Won (Including Postseason)

12 1969
10 1975
9 1973
9 1998
9 2002-03

Most Consecutive Games Won (Regular Season)

12 1969
10 1975
10 1999-00
9 1973
9 1998-99
9 2002-03

Most Games Won, Season (Including Postseason)

16 1998
14 1969, 1973, 2017
13 1976, 2009

Most Games Won, Season (Regular Season)

15 1998
13 2017
12 1969, 1970, 1973, 1975, 2009
11 1976, 1992, 2000, 2015

Most Consecutive Games Won, Start of Season

10 1975
9 1973
7 1998, 2000

Most Consecutive Games Won, End of Season

8 1998
4 2012
3 1964, 1970, 1974, 1993, 1999, 2002, 2015

Most Consecutive Home Games Won

15 1974-76
14 1969-70
13 1988-90
13 1999-00

Most Consecutive Road Games Won

7 1970-71
7 1973-74

GAMES LOST

Most Consecutive Games Lost

8 2001-02
7 1961
7 1961-62

Most Consecutive Games Without Victory

8 2001-02
7 1961
7 1961-62
7 1962

Most Games Lost, Season

13 1984, 2011
11 1961, 1962, 2001

Most Consecutive Home Games Lost

5 1966-67
5 2011

Most Consecutive Home Games Without Victory

7 1966-67

Most Consecutive Away Games Lost

16 2000-02

Most Consecutive Away Games Without Victory

16 2000-02

SCORING

Most Points, Season

556 1998
470 2009
416 2003

Most Points, Opponent, Season

484 1984

Fewest Points, Season

187 1982G
259 1979*

Fewest Points, Opponent, Season

133 1969
139 1979*

Most Points, Game

54 vs. Dal., 10/18/70
52 vs. Pit., 11/23/69

52 vs. Bal., 9/28/69

Most Points, Opponent, Game

56 vs. StL., 10/6/63

Most Points, Both Teams, Game

89 @ Chi., 10/19/08 (Minn. 41, Chi. 48)
87 @ Chi., 12/17/61 (Minn. 35, Chi. 52)
86 @ LA Rams, 11/19/72 (Minn. 45, LA 41)

Fewest Points, Both Teams, Game

3 vs. G.B., 11/14/71 (Minn. 3, G.B. 0)

Most Points Overcome To Win Game

24 vs. S.F., 12/4/77
23 @ Phil., 12/1/85
21 @ S.F., 10/24/65

20 vs. Den., 11/17/19

20 vs. Chi., 10/4/92

Most Points, Opponent, Overcome To Win Game

21 @ Cin., 12/24/95
20 @ N.E., 11/13/94
20 vs. Det., 9/25/11

Most Points, First Half

35 vs. G.B., 9/28/86
35 vs. Det., 12/2/07
34 vs. Dal., 10/18/70

34 vs. Chi., 11/25/90

Most Points, Opponent, First Half

45 @ Sea., 9/29/02

Most Points, Both Teams, First Half

55 @ Sea., 9/29/02

Most Points, Second Half

38 vs. Jax., 12/20/98
35 @ LA Rams, 11/19/72
35 vs. Pit., 11/23/69

Most Points, Opponent, Second Half

35 vs. St.L., 10/6/63

Most Points, Both Teams, Second Half

58 vs. Buf., 9/15/02

Most Points, First Quarter

28 vs. G.B., 9/28/86
28 vs. Ari., 10/9/11
21 vs. Det., 11/15/92

21 @ Dal., 11/26/98

21 vs. T.B., 10/3/99

21 @ Ari., 12/14/08

21 vs. Mia., 12/16/18

Most Points, Opponent, First Quarter

21 @ Oak., 12/11/77
21 @ Oak., 12/17/78
21 @ Den., 11/18/84
21 @ Cin., 11/23/86

21 @ S.F., 12/18/95

21 @ Det., 12/11/11

Most Points, Both Teams, First Quarter

31 @ Cin., 11/23/86

Most Points, Second Quarter

28 vs. S.F., 9/29/63
28 vs. Atl., 9/14/68
28 vs. S.D., 11/28/99

28 vs. Det., 12/2/07

24 vs. Det., 10/8/89

24 vs. Chi., 11/29/08

24 vs. NYG., 1/3/10

24 vs. Buf., 12/5/10

Most Points, Opponent, Second Quarter

31 @ Sea., 9/29/02

Most Points, Both Teams, Second Quarter

35 vs. S.F., 9/29/63
35 @ S.F., 10/24/65
35 vs. Det., 12/2/07

Most Points, Third Quarter

24 @ Pit., 9/24/95
21 @ S.F., 10/24/65
21 vs. Phil., 12/22/85

21 vs. Det., 9/13/87

Most Points, Opponent, Third Quarter

24 @ Chi., 9/19/85

Most Points, Both Teams, Third Quarter

31 @ Chi., 12/17/61

Most Points, Fourth Quarter

28 @ Phil., 12/1/85
24 @ Pit., 11/26/67
24 vs. T.B., 11/30/86

24 vs. Jax., 12/20/98

Most Points, Opponent, Fourth Quarter

28 @ Bal., 12/16/62
28 vs. St.L., 10/6/63
28 vs. G.B., 11/21/65

28 @ Chi., 9/17/89

Most Points, Both Teams, Fourth Quarter

42 @ Bal., 12/6/13
41 @ Mia., 12/21/14
35 @ Bal., 12/16/62

35 @ Chi., 12/19/65

35 @ LA Rams, 11/19/72

Most Consecutive Games Scoring

260 1991-2007
183 2007-2018
161 1962-73

Largest Margin of Victory

48 vs. Cle., 11/9/69 (51-3)
42 vs. N.O., 12/4/88 (45-3)
41 vs. Dal., 10/18/70 (54-13)

41 vs. Hou., 10/13/74 (51-10)

40 vs. Atl., 9/14/68 (47-7)

40 @ Dal., 11/13/88 (43-3)

40 vs. Jax., 12/20/98 (50-10)

38 vs. Bal., 9/28/69 (52-14)

38 vs. Pit., 11/23/69 (52-14)

38 vs. Atl., 11/9/75 (38-0)

Largest Margin of Defeat

44 @ S.F., 12/8/84 (7-51)
38 @ Det., 12/12/81 (7-45)
38 @ G.B., 11/14/11 (7-45)

36 @ LA Rams, 9/22/67 (3-39)

35 vs. Phil., 9/14/80 (7-42)

34 @ G.B., 11/11/07 (0-34)

32 @ L.A. Rams, 10/24/77 (3-35)

32 @ G.B., 10/2/14 (10-42)

31 6 times, last vs SEA, 12/6/15 (7-38)

TOUCHDOWNS

Most Touchdowns, Season

64 1998
56 2009
51 2003

50 2004

Most Touchdowns, Opponent, Season

59 1984

Fewest Touchdowns, Season

23 1982G
25 1967, 1971
28 1993*

Fewest Touchdowns, Opponent, Season

14 1970
14 1971
24 1988*

Most Touchdowns, Game

7 vs. Bal., 9/28/69
7 vs. Pit., 11/23/69
7 @ T.B., 10/23/88

Most Touchdowns, Opponent, Game

8 vs. St.L., 10/6/63
7 @ Chi., 12/17/61

Most Touchdowns, Both Teams, Game

12 @ Chi., 12/17/61

Most Consecutive Games Scoring Touchdown

97 1995-2001
55 1962-66
53 2010-14

POINT AFTER TOUCHDOWNS

Most Point After Touchdowns, Season

59 1998
54 2009
48 1988

48 2003

Most Point After Touchdowns, Opponent, Season

58 1984

Most Point After Touchdowns, Game

7 vs. Bal., 9/28/69
7 vs. Pit., 11/23/69
7 @ T.B., 10/23/88

Most Point After Touchdowns, Opponent, Game

8 @ StL., 10/6/63
7 @ Chi., 12/17/61

Most Consecutive Point After Touchdowns

199 1968-74

FIELD GOALS

Most Field Goals Attempted, Season

45 1970
44 1989
39 1994, 2015

Most Field Goals Attempted, Opponent, Season

42 1999

Fewest Field Goals Attempted, Season

14 1982G
18 2001*, 2010*

Most Field Goals Attempted, Game

7 vs. LA Rams, 11/5/89
6 vs. N.O., 9/27/70
6 @ Chi., 9/23/73
6 vs. Cle., 11/4/73
6 vs. Cin., 12/25/89
6 vs. G.B., 9/26/93
6 @ Bal., 12/13/98
6 vs. Ind., 9/14/08
6 @ Tenn., 9/11/16
6 vs. Bal., 10/22/17

Most Field Goals Attempted, Opponent, Game

8 vs. Det., 11/13/66

Most Field Goals Attempted, Both Teams, Game

10 @ Chi., 9/23/73

Most Field Goals, Season

35 1998, 2012
34 1994, 2015
32 1989, 2017

Most Field Goals, Opponent, Season

34 2006

Fewest Field Goals, Season

8 1977, 1982G
12 1978

Most Field Goals, Game

7 vs. LA Rams, 11/5/89
6 @ Bal., 12/13/98
6 vs. Bal., 10/22/17

Most Field Goals, Opponent, Game

6 vs. Det., 11/13/66
6 @ Det., 10/17/99

Most Field Goals, Both Teams, Game

9 vs. Bal., 10/22/17
7 vs. Det., 11/13/66
7 @ Chi., 9/23/73
7 vs. NYG, 11/16/86
7 vs. LA Rams, 11/5/89
7 vs. G.B., 9/26/93
7 vs. Det., 9/20/98
7 @ Det., 10/17/99
7 vs. Chi., 9/24/06
7 vs. Oak., 11/18/07
7 vs. Det., 9/25/11
7 vs. Jax., 9/9/12
7 vs. Jax., 12/11/16

Most Consecutive Games Scoring, FGs

31 1968-70

SAFETIES**Most Safeties, Season**

3 1965, 1981, 2008

Most Safeties, Opponent, Season

2 1988, 1995, 1996, 2007, 2014

Most Safeties, Game

2 @ Atl., 10/5/03
2 vs. G.B., 11/9/08

FIRST DOWNS**Most First Downs, Season**

351 2004
350 2002

Most First Downs, Opponent, Season

368 2013

Most First Downs, Both Teams, Season

701 2004

Fewest First Downs, Season

167 1982G
272 2006*

Fewest First Downs, Opponent, Season

158 1969
243 1988

Most First Downs, Game

34 vs. Bal., 9/28/69
33 vs. Det., 11/6/88
32 @ G.B., 11/17/91
32 vs. N.O., 11/19/95

Most First Downs, Opponent, Game

36 vs. N.O., 12/18/11
35 @ Mia., 12/21/14

Most First Downs, Both Teams, Game

58 @ G.B., 11/24/13

Fewest First Downs, Game

3 @ G.B., 12/21/06

Fewest First Downs, Opponent, Game

3 @ Det., 11/24/88

Fewest First Downs, Both Teams, Game

14 @ Atl., 12/21/69

Most First Downs, Rushing, Season

142 1975

Most First Downs, Rushing, Opponent, Season

148 1979

Fewest First Downs, Rushing, Season

52 1982G
66 2016*, 2018*

Fewest First Downs, Rushing, Opponent, Season

53 1982G
53 2006*

Most First Downs, Rushing, Game

19 vs. Chi., 10/17/65

Most First Downs, Rushing, Opponent, Game

20 vs. S.F., 10/15/61

Fewest First Downs, Rushing, Game

0 vs. Chi., 10/28/96
0 vs. Ind., 12/18/16

Fewest First Downs, Rushing, Opponent, Game

0 vs. S.F., 12/14/69
0 @ Det., 11/24/88
0 vs. Det., 1/2/00
0 @ Det., 12/10/06
0 vs. Chi., 11/29/09
0 vs. T.B., 9/24/17

Most First Downs Passing, Season

225 2004

Most First Downs Passing, Opponent, Season

247 2013

Fewest First Downs Passing, Season

85 1967
136 1987#

Fewest First Downs Passing, Opponent, Season

139 2007*

Most First Downs, Passing, Game

24 vs. Bal., 9/28/69

Most First Downs, Passing, Opponent, Game

23 vs. N.O., 12/28/11
23 @ StL., 12/16/12
23 @ Mia., 12/21/14

Fewest First Downs, Passing, Game

1 @ G.B., 12/21/06

Fewest First Downs, Passing, Opponent, Game

1 vs. Chi., 10/1/67
1 @ S.F., 11/29/76
1 @ Chi., 11/20/77
1 @ Chi., 12/3/06

Most First Downs, Penalty, Season

38 2017

Most First Downs, Penalty, Opponent, Season

36 2003

Fewest First Downs, Penalty, Season

8 1982G
16 1992*, 1993*

Fewest First Downs, Penalty, Opponent, Season

8 1962
10 1974

Most First Downs, Penalty, Game

7 vs. Oak., 11/20/11
6 vs. Oak., 9/14/81
6 vs. S.F., 10/24/99
6 vs. StL., 11/8/15

Most First Downs, Penalty, Opponent, Game

7 @ Chi., 9/25/78

NET YARDS GAINED**Most Yards Gained, Season**

6,339 2004
6,294 2003

Most Yards Gained, Opponent, Season

6,362 2013

Fewest Yards Gained, Season

2,879 1982G
4,316 2005*

Fewest Yards Gained, Opponent, Season

2,720 1969
4,091 1988*

Most Yards Gained, Game

622 vs. Bal., 9/28/69
605 @ N.O., 10/17/04

Fewest Yards Gained, Opponent, Game

559 vs. S.F., 10/30/66
558 vs. Atl., 9/28/14

Most Yards Gained, Opponent, Game

576 @ Bal., 12/16/62

Most Yards Gained, Both Teams, Game

1,013 @ Was., 11/2/86

Fewest Yards Gained, Game

87 vs. G.B., 11/14/71

Fewest Yards Gained, Opponent, Game

60 vs. Atl., 11/9/75
60 @ N.O., 11/16/75
60 @ Det., 11/24/88

Fewest Yards Gained, Both Teams, Game

272 vs. LA Rams, 10/26/70

Most Consecutive Games, 300+ Yards

36 2002-2004

Most Consecutive Games, 400+ Yards

5 2004

RUSHING**ATTEMPTS****Most Rushing Attempts, Season**

556 1975
551 1966

Most Rushing Attempts, Opponent, Season

583 1979

Fewest Rushing Attempts, Season

245 1982G
357 2018*

Fewest Rushing Attempts, Opponent, Season

260 1982G
338 1969
352 1995*

Most Rushing Attempts, Game

63 vs. Atl., 11/9/75

Most Rushing Attempts, Opponent, Game

65 vs. LA Rams, 9/19/76

Fewest Rushing Attempts, Game

6 vs. Buf., 9/23/18
9 vs. Ind., 12/18/16

Fewest Rushing Attempts, Opponent, Game

11 vs. G.B., 11/29/81
11 @ N.O., 10/7/01

Fewest Rushing Attempts, Opponent, Game

6 vs. Ari., 11/26/06

YARDS**Most Yards Gained Rushing, Season**

2,634 2007, 2012
2,507 2002

Most Yards Gained Rushing, Opponent, Season

2,343 2003

Fewest Yards Gained Rushing, Season

2,667 1961
912 1982G

Fewest Yards Gained Rushing, Opponent, Season

1,205 2016*

Most Yards Gained Rushing, Game

985 2006*
1,020 1982G
1,089 1969

Most Yards Gained Rushing, Opponent, Game

378 vs. S.D., 11/4/07
311 @ Chi., 10/14/07

Most Yards Gained Rushing, Opponent, Game

343 vs. Chi., 11/20/70

Most Yards Gained Rushing, Both Teams, Game

548 vs. LA Rams, 11/5/61
486 vs. Chi., 10/17/65

Fewest Yards Gained Rushing, Game

11 vs. Chi., 10/28/96

Fewest Yards Gained Rushing, Opponent, Game

-3 @ Det., 12/10/06
4 vs. Sea., 11/22/09
7 @ Mia., 11/19/06

AVERAGE GAIN**Highest Average Gain Rushing, Season**

5.4 2012
5.3 2002, 2007

Lowest Average Gain Rushing, Season

3.2 1970, 2016
3.0 @ Sea., 11/4/12

Highest Average Gain Game (Min. 10 att.)

9.0 @ Sea., 11/4/12

TOUCHDOWNS**Most Touchdowns, Rushing, Season**

26 2002
23 2013

Most Touchdowns, Rushing, Opponent, Season

29 1961

Fewest Touchdowns, Rushing, Season

6 1982/6

7 1996*

Fewest Touchdowns, Rushing, Opponent, Season

2 1971

5 2009*

7 2007, 2015

Most Touchdowns, Rushing, Game

4 Many times, last time vs. Atl., 12/28/14

Most Touchdowns, Rushing, Opponent, Game

5 vs. S.F., 10/15/61

5 @ St.L., 12/10/00

Most Touchdowns, Rushing, Both Teams, Game

7 vs. S.F., 10/15/61

7 @ Sea., 9/23/02

PASSING**ATTEMPTS****Most Passes Attempted, Season**

709 1981

Most Passes Attempted, Opponent, Season

648 2013

Fewest Passes Attempted, Season

282 1968

432 2007*

Fewest Passes Attempted, Opponent, Season

292 1982/6

312 1977

366 1979*

Most Passes Attempted, Game

63 @ T.B., 9/5/81

63 @ N.E., 11/13/91

Most Passes Attempted, Opponent, Game

70 @ N.E., 11/13/94

Most Passes Attempted, Both Teams, Game

112 @ N.E., 11/13/94

Fewest Passes Attempted, Game

8 @ G.B., 11/27/77

Fewest Passes Attempted, Opponent, Game

6 @ Chi., 10/23/72

Fewest Passes Attempted, Both Teams, Game

22 vs. G.B., 11/14/71

COMPLETIONS**Most Passes Completed, Season**

425 2018

Most Passes Completed, Opponent, Season

419 2013

Fewest Passes Completed, Season

150 1967

232 1987#

249 2007*

Fewest Passes Completed, Opponent, Season

149 1967

149 1977

218 1990*

Most Passes Completed, Game

40 vs. Buf., 9/23/18

38 vs. Cle., 12/14/80

38 vs. G.B., 11/29/81

37 @ T.B., 9/5/81

37 @ Phil., 9/20/04

Most Passes Completed, Opponent, Game

45 @ N.E., 11/13/94

Most Pass Completions, Both Teams, Game

71 @ N.E., 11/13/94

Fewest Passes Completed, Game

2 @ G.B., 10/15/67

Fewest Passes Completed, Opponent, Game

2 vs. Chi., 12/3/72

Fewest Pass Completions, Both Teams, Game

11 vs. G.B., 11/14/71

YARDS**Most Yards Gained, Passing, Season**

4,516 2004

4,333 1981

4,328 1988

Most Yards Gained, Passing, Opponent, Season

4,595 2013

Fewest Yards Gained, Passing, Season

1,655 1971

2,745 2007*

2,751 2012

Fewest Yards Gained, Passing, Opponent, Season

1,438 1970

2,489 1988*

Most Yards Gained, Passing, Game

530 vs. Bal., 9/28/69

Most Yards Gained, Passing, Opponent, Game

486 @ T.B., 12/7/80

Most Yards Gained, Passing, Both Teams, Game

918 @ S.D., 11/9/03

Fewest Yards Gained, Passing, Game

21 vs. G.B., 11/14/71

21 vs. Det., 12/11/71

Fewest Yards Gained, Passing, Opponent, Game

-7 @ N.O., 11/16/75

Fewest Yards Gained, Passing, Both Teams, Game

102 vs. Atl., 11/9/75

COMPLETION PERCENTAGE**Highest Completion Percentage, Season**

70.4 2016 (414-588)

Highest Completion Percentage, Opponent, Season

68.2 2011 (367-538)

Lowest Completion Percentage, Season

44.6 1967 (150 of 336)

Lowest Completion Percentage, Opponent, Season

45.6 1988 (219 of 480)

Highest Completion Percentage, Game (10 att.)

87.5 vs. Cin., 11/13/77 (21 of 24)

Highest Completion Percentage, Opponent, Game (10 att.)

85.2 @ L.A. Raiders, 9/5/93 (23 of 27)

84.4 @ St.L., 12/10/00 (27 of 32)

Highest Completion Percentage, Both Teams, Game

77.6 @ Chi., 9/18/94 (52 of 67)

Lowest Completion Percentage, Game (10 att.)

18.2 @ G.B., 10/15/67 (2 of 11)

Lowest Completion Percentage, Opponent, Game

15.3 vs. Chi., 12/3/72 (2 of 13)

Lowest Completion Percentage, Both Teams, Game

29.8 @ Det., 12/17/67 (14 of 47)

TOUCHDOWNS**Most Touchdowns, Passing, Season**

41 1998

Most Touchdowns, Passing, Opponent, Season

37 2013

Fewest Touchdowns, Passing, Season

9 1971

12 2007*

Fewest Touchdowns, Passing, Opponent, Season

6 1970

11 1993*

Most Touchdowns, Passing, Game

7 vs. Bal., 9/28/69

6 vs. G.B., 9/28/86

Most Touchdowns, Passing, Opponent, Game

5 9 times, last @ L.A. Rams, 9/27/18

SACKS**TOTAL SACKS****Most Sacks, Season**

71 1989

51 1992

Most Sacks, Opponent, Season

64 1984

61 1961

Fewest Sacks, Season

16 1961

25 2013*

Fewest Sacks, Opponent, Season

19 1974

25 1998*

Most Sacks, Game

10 vs. Det., 11/4/18

9 vs. Det., 10/6/68

9 vs. Chi., 11/2/69

9 @ Atl., 12/20/70

9 @ Chi., 10/25/93

9 vs. Mia., 12/16/18

Most Sacks, Opponent, Game

11 @ Chi., 10/28/84

10 vs. Bal., 9/23/62

Most Sacks, Both Teams, Game

14 vs. Chi., 11/2/69

SACK YARDAGE**Most Sack Yardage, Season**

502 1989

Most Sack Yardage, Opponent, Season

538 1961

465 1984*

Most Sack Yardage, Game

78 vs. Chi., 11/2/69

77 @ Atl., 12/20/70

Most Sack Yardage, Opponent, Game

104 @ Chi., 12/17/61

SACK RATIO**Highest Attempts/Sack Ratio, Season**

24.4 1981 (709-29)

21.7 1994 (673-31)

21.1 1974 (400-19)

Highest Attempts/Sack Ratio, Opponent, Season

22.8 1961 (365-16)

20.1 2002 (542-27)

20.0 2006 (599-30)

Fewest Attempts/Sack Ratio, Season

6.2 1961 (377-61)

6.8 1964 (326-48)

7.1 1962 (348-49)

Fewest Attempts/Sack Ratio, Opponent, Season

6.9 1989 (488-71)

7.0 1963 (404-58)

7.2 1968 (323-45)

INTERCEPTIONS**TOTAL INTERCEPTIONS****Most Interceptions, Season**

36 1988

Most Interceptions, Opponent, Season

34 1978

Fewest Interceptions, Season

8 2000, 2001, 2011

Fewest Interceptions, Opponent, Season

5 2016

Most Interceptions, Game

6 @ T.B., 10/23/88

6 @ Pit., 9/24/95

Most Interceptions, Opponent, Game

5 Many Times, last @ Cin., 9/18/05

YARDS**Most Yards, Season**

693 2003

589 1988

Most Yards, Opponent, Season

445 1962

427 2010*

Fewest Yards, Season

43 2009

Fewest Yards, Opponent, Season

35 2016*

37 1982/6

Most Yards, Game

169 @ NYG, 11/25/07

Most Yards, Opponent, Game

176 @ N.O., 9/3/78

TOUCHDOWNS**Most Touchdowns By Interceptions, Season**

6 1992, 2007

Most Touchdowns By Interceptions, Opponent, Season

4 1967, 2006

PUNTING**TOTAL PUNTS****Most Punts, Season**

94 2006

Most Punts, Opponent, Season

100 1969

Most Punts, Game

12 @ G.B., 11/21/82

Most Punts, Opponent, Game

12 @ N.O., 11/16/75

Fewest Punts, Both Teams, Game

1 @ T.B., 10/29/00

Consecutive Punts, No Blocks

563 1979-87

AVERAGE YARDAGE**Highest Average Distance, Punting, Season**

46.9 2008

Highest Average Distance, Punting, Opponent, Season

471 2011

Highest Average Distance, Punting, Game (4 punts)

57.5 @ Det., 9/16/07

Highest Average Distance, Punting, Opponent, Game (4 punts)

54.9 vs. S.D., 11/4/07

PUNT RETURNS**TOTAL RETURNS****Most Punt Returns, Season**

59 1988

Most Punt Returns, Opponent, Season

52 1978

Most Punt Returns, Game

9 @ L.A. Rams, 12/2/79

Most Punt Returns, Opponent, Game

9 @ G.B., 12/21/06

YARDS GAINED**Most Yards, Punt Returns, Season**

553 1988

Most Yards, Punt Returns, Opponent, Season

624 2008

Most Yards, Punt Returns, Game

119 @ NYG, 10/21/13

Most Yards, Punt Returns, Opponent, Game

176 @ N.O., 10/6/08

TOUCHDOWNS**Most Touchdowns, Punt Returns, Season**

2 2016

Most Touchdowns, Punt Returns, Opponent, Season

4 2008

KICKOFF RETURNS**TOTAL RETURNS****Most Kickoff Returns, Season**

86 1984, 2002

Most Kickoff Returns, Opponent, Season

91 2009

Most Kickoff Returns, Game

9 @ Phi., 11/11/01

9 @ Sea., 9/29/02

Most Kickoff Returns, Opponent, Game

10 @ Bal., 12/13/98

YARDS GAINED**Most Yards, Kickoff Returns, Season**

1,775 1984, 2002

Most Yards, Kickoff Returns, Opponent, Season

2,060 2009

Most Yards, Kickoff Returns, Game

247 vs. G.B., 10/27/13

Most Yards, Kickoff Returns, Opponent, Game

367 @ Bal., 12/13/98

TOUCHDOWNS**Most Touchdowns, Kickoff Returns, Season**

2 1999, 2009, 2013, 2015

Most Touchdowns, Kickoff Returns, Opponent, Season

4 1998

FUMBLES**TOTAL FUMBLES****Most Fumbles, Season**

44 1963

Most Fumbles, Opponent, Season

50 1963

Fewest Fumbles, Season

10 1998

11 2014, 2017

Fewest Fumbles, Opponent, Season

16 2002

Most Fumbles, Game

8 @ S.F., 10/24/65

Most Fumbles, Opponent, Game

10 vs Det., 11/12/67

FUMBLES LOST**Most Fumbles Lost, Season**

25 1965

Most Fumbles Lost, Opponent, Season

31 1963

Fewest Fumbles Lost, Season

2 2014

3 1980

Fewest Fumbles Lost, Opponent, Season

5 2017

6 2014

Most Fumbles Lost, Game

5 @ Atl., 12/21/69

5 @ Det., 12/9/62

Most Fumbles Lost, Opponent, Game

6 vs. Det., 11/24/63

6 vs. S.F., 10/15/61

Most Consecutive Games without Losing Fumble

10 1998-99

PENALTIES**TOTAL PENALTIES****Most Penalties, Season**

137 2002

Most Penalties, Opponent, Season

137 2005

Fewest Penalties, Season

36 1961

70 2013*

Fewest Penalties, Opponent, Season

47 1972

81 1994*

Most Penalties, Game

16 @ Det., 12/19/82

Most Penalties, Opponent, Game

17 @ Cin., 9/18/05

Fewest Penalties, Game

0 6 times, last vs. Chi., 12/3/72

Fewest Penalties, Opponent, Game

0 @ G.B., 11/27/77

0 @ Chi., 10/23/72

YARDS PENALIZED**Most Yards Penalized, Season**

1,139 2002

Most Yards Penalized, Opponent, Season

1,167 1998

Fewest Yards Penalized, Season

375 1961

565 1990*

Fewest Yards Penalized, Opponent, Season

399 1982G

614 1994*

Most Yards Penalized, Game

173 @ L.A. Rams, 9/22/67

Most Yards Penalized, Opponent, Game

169 @ Det., 10/25/98

Fewest Yards Penalized, Game

0 6 times, last vs. Chi., 12/3/72

Fewest Yards Penalized, Opponent, Game

0 3 times, last @ NYJ, 11/23/97

BLOCKED KICKS**Most, Season**

13 1976, 1979

Most, Season, Opponent

6 1961, 1974

Most, Game

4 @ T.B., 11/25/79 (2 pat, 1-fg, 1 punt)

Most, Game, Opponent

2 vs. Dal., 10/20/68 (2-fgs)

2 vs. Buf., 12/9/79 (1-fg, 1 punt)

2 @ Atl., 12/15/85 (2-fgs)

2 vs. Chi., 10/28/96 (1 punt, 1-fg)

2 @ Det., 11/23/17 (1 fg, 1 pat)



The Vikings bid fond farewell to Met Stadium at the end of the 1981 season, the squad's home field for 21 seasons, going 97-59-4 overall.

VIKINGS TOUCHDOWNS BY SEASON

Year	Offensive				Defensive			Special Teams				
	Rush	Pass	Fumble	Total	Int	Fumble	Total	Punt	Kick	Blk Punt	Blk FG	Total
1961	14	22	0	36	0	0	0	1	0	0	0	1
1962	7	22	0	29	1	1	2	0	0	0	0	0
1963	17	16	0	33	2	2	4	1	1	0	0	2
1964	14	23	0	37	4	1	5	0	0	0	0	0
1965	19	21	0	40	2	0	2	0	1	1	0	2
1966	15	18	0	33	1	0	1	0	0	0	0	0
1967	10	11	0	21	2	1	3	0	1	0	0	1
1968	19	11	0	30	1	0	1	1	0	0	0	1
1969	15	24	1	40	2	0	2	0	0	1	0	1
1970	16	12	0	28	2	3	5	0	0	2	0	2
1971	14	9	0	23	1	1	2	0	0	0	0	0
1972	11	19	0	30	2	2	4	0	0	0	0	0
1973	14	16	0	30	2	0	2	0	0	1	0	1
1974	17	22	0	39	0	1	1	0	0	0	0	0
1975	18	27	1	46	0	2	2	0	0	0	0	0
1976	18	17	0	35	0	0	0	0	0	1	0	1
1977	9	19	0	28	0	1	1	0	0	1	0	1
1978	10	25	0	35	0	1	1	0	0	1	0	1
1979	9	23	0	32	0	0	0	0	0	0	0	0
1980	14	22	0	36	2	0	2	0	1	0	0	1
1981	8	27	0	35	0	1	1	0	1	0	0	1
1982	6	15	0	21	1	1	2	0	0	0	0	0
1983	17	15	0	32	0	1	1	0	0	1	0	1
1984	10	18	0	28	1	2	3	0	0	0	0	0
1985	19	22	0	41	1	1	2	0	0	0	0	0
1986	14	31	0	45	2	0	2	0	0	1	0	1
1987	20	21	0	41	0	0	0	1	0	0	0	1
1988	22	20	0	42	5	2	7	0	0	0	0	0
1989	12	17	0	29	2	4	6	0	1	0	0	1
1990	10	25	0	35	2	2	4	0	0	0	0	0
1991	18	16	0	34	2	0	2	0	0	0	0	0
1992	19	18	0	37	6	2	8	0	0	0	0	0
1993	8	18	0	26	2	0	2	0	0	0	0	0
1994	11	18	0	29	4	3	7	0	0	0	0	0
1995	10	33	0	43	2	2	4	1	0	0	0	1
1996	7	24	0	31	1	0	1	1	0	0	0	1
1997	14	26	0	40	0	2	2	0	0	0	0	0
1998	17	41	0	58	3	2	5	0	1	0	0	1
1999	13	32	0	45	1	0	1	1	2	0	0	3
2000	14	33	0	47	0	0	0	0	0	0	0	0
2001	10	23	0	33	1	1	2	0	0	0	0	0
2002	26	19	0	45	1	0	1	0	0	0	0	0
2003	15	32	0	47	4	0	4	0	0	0	0	0
2004	8	39	0	47	1	1	2	1	0	0	0	1
2005	10	18	0	28	3	0	3	1	1	0	0	2
2006	12	13	1	26	3	2	5	1	0	0	0	1
2007	22	12	0	34	6	2	8	0	1	0	0	1
2008	15	22	0	37	0	2	2	1	0	0	1	2
2009	19	34	0	53	0	1	1	0	2	0	0	2
2010	16	14	0	30	1	1	2	0	1	0	0	1
2011	18	20	0	38	0	0	0	0	1	0	0	1
2012	16	18	0	34	3	0	3	1	1	0	0	2
2013	23	18	0	41	0	1	1	1	2	0	0	3
2014	12	17	1	30	2	1	3	0	0	2	0	2
2015	18	14	0	32	2	1	3	1	2	0	0	3
2016	9	20	0	29	2	2	4	2	1	0	0	3
2017	15	25	0	40	1	0	1	0	0	0	0	0
2018	9	30	0	39	1	2	3	0	0	0	0	0
2019	19	26	0	45	1	1	2	0	0	0	0	0
2020	16	29	0	45	0	0	0	0	0	0	0	0



Fran Tarkenton hands off to Tommy Mason, a pair of the early stars that put the Vikings franchise on the NFL map.

VIKINGS IN FINAL NFL OFFENSIVE/DEFENSIVE RANKINGS (YARDS GAINED/ALLOWED)

* Led NFL

Year	Offense			Defense		
	Total	Rush	Pass	Total	Rush	Pass
1961	12	7	13	14	14	13
1962	12	6	11	12	10	11
1963	11	4	12	9	7	10
1964	6	2	11	10	5	13
1965	4	2	8	7	9	6
1966	4	3	7	6	7	2
1967	14	9	14	6	15	3
1968	14	6	15	5	11	3
1969	10	4	12	*1	2	*1
1970	19	14	14	*1	5	*1
1971	23	17	25	2	6	3
1972	12	20	3	5	16	*1
1973	7	6	14	12	11	12
1974	3	15	2	10	5	18
1975	5t	10	3	*1	*1	*1
1976	6	18	4	6	17	*1
1977	14	21	6	11	21	3
1978	17	28	2	14	10	19
1979	19	23	12	18	26	11
1980	11	27	3	26	25	24
1981	6	28	2	17t	15	18
1982	14	22	5	19	14	19
1983	20	20	13	19	25	6
1984	25	18	22	28	27	26
1985	16	27	7	16	22	15
1986	4	16	5	11	13	13
1987	15	11	20	10	11	16
1988	7	20	4	*1	5	2
1989	14	7	17	*1	11	*1
1990	12	15	11	13	21	3
1991	10	4	21	14	20	13
1992	11	7	18	8	14	7
1993	17	21	14	*1	6	6
1994	3	20	3	5	*1	21
1995	4	16	5	20	4	28
1996	12	24	8	16	24	9
1997	8	6	14	23	23	29
1998	2	11	*1	13	11	19
1999	3	14	5	27	14	30
2000	5	6	7	28	15	28
2001	12	25	7	27	30	18
2002	2	*1	9	26	10	29
2003	*1	4	4	23	17	26
2004	4	18	2	28	21	29
2005	25	27	20	21	19	22
2006	23	16	18	8	*1	31T
2007	13	*1	28	20	*1	32
2008	17	5	25	6	*1	18
2009	5	13	8	6	2	19
2010	23	10	26	8	9	10
2011	18	4	28	21	11	26
2012	20	2	31	16	11	24
2013	13	8	23	31	16	31
2014	27	14	28	14	25	7
2015	29	4	31	13	17	12
2016	28	32	18	3	20	3
2017	11	7	11	*1	2	2
2018	20	30	13	4	15	3
2019	16	6	23	14	13	15
2020	5	5	18	22	23T	24



From 1965-76 the vaunted Vikings defense ranked in the NFL's top 10 in 11 of the 12 seasons and was a driving force for the club's success.

VIKINGS OPENING DAY RESULTS (ALL-TIME RECORD 34-25-1)

DATE	OPPONENT (ATTENDANCE)	RESULT	HEAD COACH	STARTING QB	FINAL RECORD
9/17/1961	vs. Chicago (32,236)	W, 37-13	Norm Van Brocklin	George Shaw	3-11
9/16/1962	at Green Bay (38,669)	L, 7-34	Norm Van Brocklin	Fran Tarkenton	2-11-1
9/15/1963	at San Francisco (30,781)	W, 24-20	Norm Van Brocklin	Fran Tarkenton	5-8-1
9/13/1964	vs. Baltimore Colts (35,563)	W, 34-24	Norm Van Brocklin	Fran Tarkenton	8-5-1
9/19/1965	at Baltimore Colts (56,562)	L, 16-35	Norm Van Brocklin	Fran Tarkenton	7-7
9/11/1966	at San Francisco (29,312)	T, 20-20	Norm Van Brocklin	Fran Tarkenton	4-9-1
9/17/1967	vs. San Francisco (39,638)	L, 21-27	Bud Grant	Ron VanderKelen	3-8-3
9/14/1968	vs. Atlanta (45,563)	W, 47-7	Bud Grant	Joe Kapp	8-6-6
9/21/1969	at NY Giants (62,900)	L, 23-24	Bud Grant	Gary Cuozzo	12-2-6
9/20/1970	vs. Kansas City (47,900)	W, 27-10	Bud Grant	Gary Cuozzo	12-2-6
9/20/1971	at Detroit (54,418)	W, 16-13	Bud Grant	Gary Cuozzo	11-3-6
9/18/1972	vs. Washington (47,900)	L, 21-24	Bud Grant	Fran Tarkenton	7-7
9/16/1973	vs. Oakland (46,619)	W, 24-16	Bud Grant	Fran Tarkenton	12-2-6
9/15/1974	at Green Bay (56,312)	W, 32-17	Bud Grant	Fran Tarkenton	10-4-6
9/21/1975	vs. San Francisco (48,418)	W, 27-17	Bud Grant	Fran Tarkenton	12-2-6
9/12/1976	at New Orleans (58,156)	W, 40-9	Bud Grant	Fran Tarkenton	11-2-1-6
9/18/1977	vs. Dallas (47,678)	L, 10-16 (OT)	Bud Grant	Fran Tarkenton	9-5-6
9/3/1978	at New Orleans (54,187)	L, 24-31	Bud Grant	Fran Tarkenton	8-7-1-6
9/2/1979	vs. San Francisco (46,539)	W, 28-22	Bud Grant	Tommy Kramer	7-9
9/7/1980	vs. Atlanta (44,733)	W, 24-23	Bud Grant	Tommy Kramer	9-7-6
9/5/1981	at Tampa Bay (66,287)	L, 13-21	Bud Grant	Steve Dils	7-9
9/12/1982	vs. Tampa Bay (58,440)	W, 17-10	Bud Grant	Tommy Kramer	5-4-6
9/4/1983	at Cleveland (70,087)	W, 27-21	Bud Grant	Tommy Kramer	8-8
9/2/1984	vs. San Diego (57,276)	L, 13-42	Les Steckel	Tommy Kramer	3-13
9/8/1985	vs. San Francisco (57,375)	W, 28-21	Bud Grant	Tommy Kramer	7-9
9/7/1986	vs. Detroit (54,851)	L, 10-13	Jerry Burns	Tommy Kramer	9-7
9/13/1987	vs. Detroit (57,061)	W, 34-19	Jerry Burns	Wade Wilson	8-7-6
9/4/1988	at Buffalo (76,783)	L, 10-13	Jerry Burns	Wade Wilson	11-5-6
9/10/1989	vs. Houston (54,015)	W, 38-7	Jerry Burns	Wade Wilson	10-6-6
9/9/1990	at Kansas City (68,363)	L, 21-24	Jerry Burns	Wade Wilson	6-10
9/1/1991	at Chicago (64,112)	L, 6-10	Jerry Burns	Wade Wilson	8-8
9/6/1992	at Green Bay (58,617)	W, 23-20 (OT)	Dennis Green	Rich Cannon	11-5-6
9/5/1993	at LA Raiders (44,120)	L, 7-24	Dennis Green	Jim McMahon	9-7-6
9/4/1994	at Green Bay (59,487)	L, 10-16	Dennis Green	Warren Moon	10-6-6
9/3/1995	at Chicago (63,036)	L, 14-31	Dennis Green	Warren Moon	8-8
9/1/1996	vs. Detroit (52,972)	W, 17-13	Dennis Green	Warren Moon	9-7-6
8/31/1997	at Buffalo (79,139)	W, 34-13	Dennis Green	Brad Johnson	9-7-6
9/6/1998	vs. Tampa Bay (62,538)	W, 31-7	Dennis Green	Brad Johnson	15-1-6
9/12/1999	at Atlanta (69,555)	W, 17-14	Dennis Green	Randall Cunningham	10-6-6
9/3/2000	vs. Chicago (64,104)	W, 30-27	Dennis Green	Daunte Culpepper	11-5-6
9/9/2001	vs. Carolina (64,108)	L, 13-24	Dennis Green	Daunte Culpepper	5-11
9/8/2002	at Chicago (63,226) *	L, 23-27	Mike Tice	Daunte Culpepper	6-10
9/7/2003	at Green Bay (70,505)	W, 30-25	Mike Tice	Daunte Culpepper	9-7
9/12/2004	vs. Dallas (64,105)	W, 35-17	Mike Tice	Daunte Culpepper	8-8-6
9/11/2005	vs. Tampa Bay (63,939)	L, 13-24	Mike Tice	Daunte Culpepper	9-7
9/11/2006	at Washington (90,608)	W, 19-16	Brad Childress	Brad Johnson	6-10
9/9/2007	vs. Atlanta (62,815)	W, 24-3	Brad Childress	Tarvaris Jackson	8-8
9/8/2008	at Green Bay (71,004)	L, 19-24	Brad Childress	Tarvaris Jackson	10-6-6
9/13/2009	at Cleveland (70,560)	W, 34-20	Brad Childress	Brett Favre	12-4-6
9/9/2010	at New Orleans (70,051)	L, 9-14	Brad Childress	Brett Favre	6-10
9/11/2011	at San Diego (66,716)	L, 17-24	Leslie Frazier	Donovan McNabb	3-13
9/9/2012	vs. Jacksonville (56,607)	W, 26-23 (OT)	Leslie Frazier	Christian Ponder	10-6-6
9/8/2013	at Detroit (62,461)	L, 24-34	Leslie Frazier	Christian Ponder	5-10-1
9/7/2014	at St. Louis (55,919)	W, 34-6	Mike Zimmer	Matt Cassel	7-9
9/14/2015	at San Francisco (70,499)	L, 3-20	Mike Zimmer	Teddy Bridgewater	11-5-6
9/11/2016	at Tennessee (63,816)	W, 25-16	Mike Zimmer	Shaun Hill	8-8
9/11/2017	vs. New Orleans (66,606)	W, 29-19	Mike Zimmer	Sam Bradford	13-3-6
9/9/2018	vs. San Francisco (66,673)	W, 24-16	Mike Zimmer	Kirk Cousins	8-7-1
9/8/2019	vs. Atlanta (66,714)	W, 28-12	Mike Zimmer	Kirk Cousins	10-6-6
9/13/2020	vs. Green Bay (0)	L, 34-43	Mike Zimmer	Kirk Cousins	

* at Champaign, IL # qualified for playoffs & won division

VIKINGS OPENING DAY HISTORY

PASSING YARDS

395Tommy Kramer	vs. Atl., 9/7/80
361Steve Dils	at T.B., 9/5/81
346Sam Bradford	vs. N.O., 9/11/17

PASSING TDs

5Daunte Culpepper	vs. Dal., 9/12/04
4Tommy Kramer	vs. S.F., 9/2/79
4Fran Tarkenton	vs. Chi., 9/17/61

RUSHING YARDS

180Adrian Peterson	at Cle., 9/13/09
169Robert Smith	at Buf., 8/31/97
140Terry Allen	at K.C., 9/9/90

RUSHING TDs

3Adrian Peterson	at Cle., 9/13/09
3Daunte Culpepper	vs. Chi., 9/3/00

LONGEST RUNS

78tRobert Smith	at Buf., 8/31/97
78tAdrian Peterson	at Det., 9/8/13
73Dave Osborn	vs. S.F., 9/17/67

RECEIVING YARDS

160Ahmad Rashad	vs. Atl., 9/7/80
157Adam Thielen	vs. N.O., 9/11/17
152Gene Washington	at NYG, 9/21/69
152Ahmad Rashad	vs. S.F., 9/2/79

RECEIVING TDs

4Ahmad Rashad	vs. S.F., 9/2/79
2Rickey Young	at N.O., 9/3/78
2Herschel Walker	at K.C., 9/9/90
2Stefon Diggs	vs. N.O., 9/11/17
2Adam Thielen	vs. G.B., 9/13/20

PASS RECEPTIONS

12Rickey Young	at N.O., 9/3/78
12Ted Brown	at T.B., 9/5/81
11Ahmad Rashad	vs. Atl., 9/7/80

LONGEST RECEPTIONS

73tAnthony Carter	vs. Det., 9/13/87
66Randy Moss	vs. Chi., 9/3/00
63tOnterio Smith	vs. Dal., 9/12/04

COMBINED NET YARDS

200Herschel Walker	at K.C., 9/9/90
198Adrian Peterson	at Cle., 9/13/09
193Terry Allen	at K.C., 9/9/90

QB SACKS

3.0Keith Millard	vs. Hou., 9/10/89
2.0Brian Robison	vs. Atl., 9/9/07
2.0John Randle	at Buf., 8/31/97
2.0Everson Griffen	at StL., 9/7/14

TOTAL TACKLES

21Ed McDaniel	at G.B., 9/4/94
16Jeff Siemon	at N.O., 9/3/78

INTERCEPTIONS

2Larry Vargo	at Bal., 9/19/65
2Paul Krause	vs. Was., 9/18/72
2Jeff Siemon	vs. Was., 9/18/72
2Jeff Brady	vs. Det., 9/1/96
2Corey Chavous	at G.B., 9/7/03
2Anthony Harris	vs. Atl., 9/8/19

LONGEST INTERCEPTION RETURNS

88tDarren Sharper	vs. T.B., 9/11/05
81tHarrison Smith	at StL., 9/7/14
77Brian Williams	at G.B., 9/7/03
77Eric Kendricks	at Tenn., 9/11/16

LONGEST KICKOFF RETURNS

103tPercy Harvin	at S.D., 9/11/11
71Clinton Jones	at NYG, 9/21/69
61Cordarrelle Patterson	at Tenn., 9/11/16

LONGEST PUNT RETURNS

36Darius Reynaud	at Cle., 9/13/09
29Leonard Willis	at N.O., 9/12/76
27Mewelde Moore	at Was., 9/11/06

LONGEST FIELD GOALS

55Blair Walsh	vs. Jax., 9/9/12
53Paul Edinger	vs. T.B., 9/11/05

LONGEST PUNTS

77Mike Mercer	at G.B., 9/16/62
65Randall Cunningham	at Buf., 8/31/97

PLAYOFF RECORDS

VIKINGS ALL-TIME PLAYOFF LEADERS

PASSING (MINIMUM 100 ATTEMPTS)

Player	G	Att.	Cmp.	Pct.	Yds.	TD	Lg	Int	Rtg
1. Cunningham, R.....	5	151	79	52.3	1,036	9	66t	3	85.9
(1997-99)									
2. Kapp, Joe.....	4	101	61	60.3	835	3	28	3	84.4
(1967-69)									
3. Culpepper, D.....	4	134	73	54.5	980	8	68t	5	82.3
(1999-05)									
4. Wilson, Wade.....	6	185	99	53.5	1,322	7	63	6	75.6
(1981-91)									
5. Tarkenton, Fran.....	11	292	149	51.0	1,803	11	57	17	58.6
(1961-66, 72-78)									

RUSHING

Player	G	Att.	Yds.	Avg.	Lg	TD
1. Foreman, Chuck (1973-79).....	13	229	860	3.8	62	7
2. Smith, Robert (1993-00).....	9	145	590	4.1	27	1
3. Peterson, Adrian (2007-16).....	5	116	412	3.6	40t	5
4. Osborn, Dave (1965-75).....	13	109	380	3.5	22	5
5. Reed, Oscar (1968-74).....	9	56	229	4.1	46	0
6. Nelson, Darrin (1982-89, '91-92).....	7	46	170	3.7	14	0
7. Brown, Ted (1979-86).....	3	42	160	3.8	18t	3
8. Kapp, Joe (1967-69).....	4	27	160	5.9	19	2
9. Hoard, Leroy (1996-99).....	6	41	155	3.8	12	4
10. Brown, Bill (1962-74).....	12	42	139	3.3	19	1

RECEIVING

Player	G	No.	Yds.	Avg.	Lg	TD
1. Carter, Cris (1990-01).....	12	60	842	14.0	66t	8
2. Foreman, Chuck (1973-79).....	13	45	447	9.9	57	0
3. Carter, Anthony (1985-93).....	8	37	644	17.4	63	1
4. Moss, Randy (1998-04).....	8	35	723	20.7	68t	9
5. Voigt, Stu (1970-80).....	14	30	362	12.1	28	3
6. Jordan, Steve (1982-94).....	11	26	343	13.2	36	1
7. Henderson, John (1968-72).....	6	23	209	13.4	46	0
8. Diggs, Stefan (2015-19).....	5	22	279	12.7	61t	2
9t. Thielen, Adam (2014-).....	5	21	281	13.4	43	0
9t. Reed, Jake (1991-99, '01).....	8	21	353	16.8	53	2
10t. Rashad, Ahmad (1976-82).....	7	20	278	13.9	35	1
11t. Smith, Robert (1993-00).....	9	20	153	7.7	32	1

PUNTING (MINIMUM 20 PUNTS)

Player	G	No.	Avg.	Lg	Blk
1. Kluge, Chris (2005-12).....	4	22	45.2	61	0
2. Berger, Mitch (1996-01).....	9	41	40.1	63	0
3. Clabo, Neil (1975-77).....	4	41	38.6	52	0
4. Coleman, Greg (1978-87).....	4	20	38.3	46	1
5. Eischeid, Mike (1972-74).....	6	31	38.1	52	1

INTERCEPTIONS

Player	G	No.	Yds.	Avg.	Lg	TD
1. Bryant, Bobby (1967-80).....	14	6	80	13.3	63t	1
2t. Browner, Joey (1983-91).....	6	3	40	13.3	26	0
2t. Wright, Jeff (1971-77).....	12	3	34	11.3	18	0
2t. Wright, Nate (1971-80).....	12	3	26	8.7	26	0
2t. Turner, John (1979-83, 85, 87).....	4	3	25	8.3	17	0
2t. Krause, Paul (1968-79).....	19	3	14	4.7	14	0
2t. Griffith, Robert (1994-01).....	8	3	46	15.3	31	0
8t. Rutland, Reggie (1987-92).....	6	2	45	22.5	45t	1
8t. Hilgenberg, Wally (1968-79).....	19	2	0	0.0	0	0
8t. Tate, Robert (1997-01).....	5	2	5	2.5	4	0

PUNT RETURNS (MINIMUM 10 RETURNS)

Player	G	No.	Yds.	Avg.	Lg	TD
1. Carter, Anthony (1985-93).....	8	17	259	15.2	84t	1

KICKOFF RETURNS (MINIMUM 10 RETURNS)

Player	G	No.	Yards	Avg.	Lg	TD
1. Palmer, David (1994-00).....	6	22	517	23.5	51	0
2. West, Charlie (1968-73).....	8	18	387	21.5	51	0
3. Nelson, Darrin (1982-89, 91-92).....	8	11	233	21.2	34	0

SCORING

Player	G	TD	PAT	FG	2pt	Tot
1. Cox, Fred (1963-77).....	19	--	38	11	--	71
2. Moss, Randy (1998-04).....	8	9	--	--	--	54
3. Carter, Cris (1990-01).....	12	8	--	--	--	50
4. Anderson, Gary (1998-02).....	6	--	17	9	--	44
5. Nelson, Chuck (1986-88).....	5	--	13	10	--	43
6. Foreman, Chuck (1973-79).....	13	6	--	--	--	36
7t. White, Sammy (1976-86).....	9	5	--	--	--	30
7t. Gilliam, John (1972-75).....	7	5	--	--	--	30
7t. Osborn, Dave (1965-75).....	14	5	--	--	--	30
7t. Hoard, Leroy (1996-99).....	7	5	--	--	--	30
7t. Peterson, Adrian (2007-16).....	5	5	--	--	--	30

FIELD GOALS (MINIMUM 10 MADE)

Player	G	Att.	Made	Pct.	Lg
1. Nelson, Chuck (1986-88).....	5	11	10	.909	47
2. Cox, Fred (1963-77).....	19	18	11	.611	44

BIG DAYS/PLAYOFFS

100 YARDS RUSHING

140	Robert Smith vs. Dal., 1/9/00
124	Robert Smith vs. Ari., 1/10/99
122	Adrian Peterson @ N.O., 1/24/10
118	Chuck Foreman vs. LA Rams, 12/26/76
114	Chuck Foreman vs. StL., 12/21/74
108	Dave Osborn vs. Cle., 1/4/70
105	Chuck Foreman vs. Was., 12/18/76
101	Brent McClanahan vs. Was., 12/18/76
101	Chuck Foreman @ LA Rams, 12/26/77

250 YARDS PASSING

424	Jeff George @ StL., 1/16/00
331	Randall Cunningham @ S.F., 1/3/98
318	Case Keenum vs. N.O., 1/14/18
316	Daunte Culpepper @ Phi., 1/16/05
310	Brett Favre @ N.O., 1/24/10
302	Daunte Culpepper vs. N.O., 1/6/01
298	Wade Wilson @ S.F., 1/9/88
292	Warren Moon vs. Chi., 1/1/95
287	Joe Kapp @ Balt., 12/22/68
284	Daunte Culpepper @ G.B., 1/9/05
271	Case Keenum @ Phil., 1/21/18
266	Randall Cunningham vs. Atl., 1/17/99
255	Wade Wilson @ S.F., 1/1/89
253	Tommy Kramer vs. Atl., 1/9/83
253	Wade Wilson vs. LA Rams, 12/26/88
252	Tommy Kramer @ Was., 1/15/83

100 YARDS RECEIVING

227	Anthony Carter @ S.F., 1/9/88
188	Randy Moss @ StL., 1/16/00
159	Amp Lee vs. Chi., 1/1/95
149	Steve Jordan @ S.F., 1/6/90
141	Sidney Rice vs. Dal., 1/17/10
137	Stefon Diggs vs. N.O., 1/14/18
129	Adam Thielen @ N.O., 1/5/20
127	Randy Moss vs. Dal., 1/9/00
121	Randy Moss vs. N.O., 1/6/01
120	Gene Washington vs. Cle., 1/4/70
120	Cris Carter, vs. N.O., 1/6/01
119	Marcus Robinson @ Phi., 1/19/05
114	Jake Reed @ S.F., 1/3/98
111	John Henderson vs. K.C., 1/11/70
111	Cris Carter @ StL., 1/16/00
102	Anthony Carter vs. LA Rams, 12/26/88
102	Bernard Berrian @ N.O., 1/24/10

BOLD - Active in 2019 for Vikings

INDIVIDUAL PLAYOFF RECORDS

COACHES

Playoff Seasons

- 12 Bud Grant, 1968-71, 73-78, 80, 82
- 8 Dennis Green, 1992-94, 96-00
- 3 Mike Zimmer, 2015, '17, '19
- 3 Jerry Burns, 1987-89
- 2 Brad Childress, 2008-09

Consecutive Playoff Seasons

- 6 Bud Grant, 1973-78
- 5 Dennis Green, 1996-00
- 4 Bud Grant, 1968-71
- 3 Dennis Green, 1992-94
- 3 Jerry Burns, 1987-89
- 2 Brad Childress, 2008-09

Playoff Wins

- 10 Bud Grant (10-12)
- 4 Dennis Green (4-8)
- 3 Jerry Burns (3-3)
- 2 Mike Zimmer (2-3)

SERVICE

Most Seasons

- 11 Ron Yary, 1968-71, 1973-78, 80
- 10 Carl Eller, 1968-71, 1973-78
- 10 Wally Hilgenberg, 1968-71, 1973-78
- 10 Paul Krause, 1968-71, 1973-78
- 10 Jim Marshall, 1968-71, 1973-78
- 10 Mick Tingelhoff, 1968-71, 1973-78

Most Games Played

- 20 Ron Yary, 1968-81
- 19 Carl Eller, 1964-78
- 19 Wally Hilgenberg, 1968-79
- 19 Paul Krause, 1968-79
- 19 Jim Marshall, 1968-79
- 19 Mick Tingelhoff, 1968-78

Most Consecutive Games Played

- 20 Ron Yary, 1968-80
- 19 Wally Hilgenberg, 1968-78
- 19 Jim Marshall, 1968-78
- 19 Mick Tingelhoff, 1968-78
- 18 Carl Eller, 1968-78
- 18 Paul Krause, 1968-78

Most Games Started

- 19 Jim Marshall, 1968-79
- 19 Mick Tingelhoff, 1968-78
- 19 Carl Eller, 1968-78
- 19 Paul Krause, 1968-79

Most Consecutive Games Started

- 19 Carl Eller, 1968-78
- 19 Jim Marshall, 1968-79
- 19 Mick Tingelhoff, 1968-78
- 19 Paul Krause, 1968-79

SCORING

Total Points

- 18 Adrian Peterson @ N.O., 1/24/10
- 10 Sidney Rice vs. Dal., 1/17/10
- 18 Leroy Hoard vs. Ari., 1/10/99
- 18 Chuck Nelson @ S.F., 1/9/88

Touchdowns

- 3 Adrian Peterson @ N.O., 1/24/10 (3 rush)
- 3 Sidney Rice vs. Dal., 1/17/10 (3 pass)
- 3 Leroy Hoard vs. Ari., 1/10/99 (2 rush, 1 pass)

Return Touchdowns

- 1 Paul Krause vs. S.F., 12/27/70 (22t FR)
- 1 Bobby Bryant vs. Dall., 12/30/73 (63t INT)
- 1 Nate Wright vs. St. L., 12/21/74 (20t FR)
- 1 Terry Brown vs. Pitt., 1/12/75 (0t BP)
- 1 Bobby Bryant vs. LA R, 12/26/76 (90t BFG)
- 1 Anthony Carter vs. N.O., 1/3/88 (84t PR)
- 1 Reggie Rutland vs. S.F., 1/9/88 (45t INT)

Safeties

- 1 Carl Eller vs. LA Rams, 12/27/69
- 1 Alan Page vs. Dall., 12/25/71
- 1 Team vs. Phil., 1/3/81

Field Goals Made

- 5 Chuck Nelson @ S.F., 1/9/88
- 3 Rick Danmeier vs. Atl., 1/9/83
- 3 Chuck Nelson @ N.O., 1/3/88
- 3 Eddie Murray @ NYG, 12/27/97
- 3 Blair Walsh vs. Sea., 1/10/16

Longest Field Goal

- 53 Kai Forbath vs. N.O., 1/14/18
- 52 Wade Wilson @ NYG, 1/9/94
- 49 Kai Forbath vs. N.O., 1/14/18

Field Goals Attempted

- 5 Chuck Nelson @ S.F., 1/9/88 (5 FG)

Extra Points Attempted-Made

- 5-5 Fred Cox vs. Wash., 12/18/76
- 5-5 Chuck Nelson @ N.O., 1/3/88
- 5-5 Gary Anderson vs. Ari., 1/10/99

RUSHING

Yards

- 140 Robert Smith vs. Dal., 1/9/00
- 124 Robert Smith vs. Ari., 1/10/99
- 122 Adrian Peterson @ N.O., 1/24/10

Rushing Attempts

- 31 Chuck Foreman @ LA Rams, 12/26/77
- 28 Robert Smith vs. Dall., 1/9/00
- 28 Dalvin Cook @ N.O., 1/5/20

Touchdowns Rushing

- 3 Adrian Peterson @ N.O., 1/24/10
- 2 Dave Osborn vs. LA Rams, 12/27/69
- 2 Chuck Foreman vs. Was., 12/18/76
- 2 Alfred Anderson vs. LA Rams, 12/26/88
- 2 Leroy Hoard vs. Ari., 1/10/99
- 2 Adrian Peterson vs. Phil., 1/4/09
- 2 Dalvin Cook @ N.O., 1/5/20

Rushing Average (Min. 10 Attempts)

- 7.9 Chuck Foreman vs. LA Rams, 12/26/76 (15-18)
- 6.5 Robert Smith vs. Ari., 1/10/99 (91-124)
- 6.0 Dave Osborn vs. Cle., 1/4/70 (18-108)

Longest Run

- 62 Chuck Foreman vs. LA Rams, 12/26/76
- 46 Oscar Reed vs. Was., 12/22/73
- 41 Brent McClanahan vs. Was., 12/18/76
- 40t Adrian Peterson vs. Phil., 1/4/09 (td)
- 30t Chuck Foreman vs. Was., 12/18/76 (td)
- 30 Daunte Culpepper vs. N.O., 1/6/01

PASSING

Passing Yards

- 424 Jeff George @ Stl., 1/16/00
- 331 Randall Cunningham @ S.F., 1/3/98
- 318 Case Keenum vs. N.O., 1/14/18
- 316 Daunte Culpepper @ Phil., 1/16/05
- 310 Brett Favre @ N.O., 1/24/10
- 302 Daunte Culpepper vs. N.O., 1/6/01

Pass Attempts

- 52 Warren Moon vs. Chi., 1/1/95
- 48 Randall Cunningham vs. Atl., 1/17/99

Pass Completions

- 29 Warren Moon vs. Chi., 1/1/95
- 29 Randall Cunningham vs. Atl., 1/17/99
- 29 Jeff George @ Stl., 1/16/00

Touchdown Passes

- 4 Jeff George @ Stl., 1/16/00
- 4 Daunte Culpepper @ G.B., 1/9/05
- 4 Brett Favre vs. Dal., 1/17/10
- 3 Fran Tarkenton vs. Was., 12/18/76
- 3 Randall Cunningham @ S.F., 1/3/98
- 3 Randall Cunningham vs. Ari., 1/10/99
- 3 Jeff George vs. Dal., 1/9/00
- 3 Daunte Culpepper vs. N.O., 1/6/01

Lowest Interception Percentage (attempts)

- 0.0 Randall Cunningham vs. Atl., 1/17/99 (48)
- 0.0 Tommy Kramer @ Wash., 1/15/83 (39)
- 0.0 Kirk Cousins @ N.O., 1/5/20 (31)

Passes Had Intercepted

- 5 Tommy Kramer @ Phil., 1/3/81

Completion Percentage

(Min. 20 attempts)

- 72.4 Kirk Cousins @ S.F., 1/11/20 (21-29)
- 70.8 Teddy Bridgewater vs. Sea., 1/10/16 (17-24)
- 65.5 Daunte Culpepper @ G.B., 1/9/05 (19-29)

Passer Rating

(Min. 20 attempts)

- 137.1 Daunte Culpepper @ G.B., 1/9/05
- 134.4 Brett Favre vs. Dall., 1/17/10
- 120.6 Wade Wilson @ N.O., 1/3/88
- 120.6 Daunte Culpepper vs. N.O., 1/6/01

Longest Completion

- 75 Joe Kapp to Gene Washington vs. Cle., 1/4/70, (td)
- 68 Daunte Culpepper to Randy Moss vs. N.O., 1/6/01 (td)
- 68 Daunte Culpepper to Moe Williams, @ G.B., 1/9/05 (td)
- 66 Randall Cunningham to Cris Carter @ S.F., 1/3/98

Most Times Sacked

- 8 Wade Wilson @ Was., 1/17/88

PASS RECEIVING

Receptions

- 11 Amp Lee vs. Chi., 1/1/95
- 11 Jerick McKinnon @ Phil., 1/21/18
- 10 Anthony Carter @ S.F., 1/9/88
- 9 Steve Jordan @ S.F., 1/6/90
- 9 Randy Moss @ St. L., 1/16/00
- 9 Bernard Berrian @ N.O., 1/24/00

Receiving Yards

- 227 Anthony Carter @ S.F., 1/9/88
- 188 Randy Moss @ Stl., 1/16/00
- 159 Amp Lee vs. Chi., 1/1/95
- 149 Steve Jordan @ S.F., 1/6/90
- 141 Sidney Rice vs. Dall., 1/17/10

Touchdowns Receiving

- 3 Sidney Rice vs. Dal., 1/17/10
- 2 John Gilliam vs. Was., 12/22/73
- 2 John Gilliam vs. Stl., 12/21/74
- 2 Sammy White vs. Was., 12/18/76
- 2 Cris Carter @ S.F., 1/3/98
- 2 Randy Moss @ Stl., 1/16/00
- 2 Randy Moss vs. N.O., 1/16/01
- 2 Randy Moss @ G.B., 1/9/05

RUSHING-RECEIVING

Yards

- 257 Anthony Carter @ S.F., 1/9/88, (ru-30, re-227)
- 199 Chuck Foreman @ LA Rams, 12/26/77, (ru-118, re-81)
- 198 Robert Smith vs. Dal., 1/9/00, (ru-140, re-58)

COMBINED YARDAGE

Yards

- 278 Anthony Carter @ S.F., 1/9/88 (ru-30, re-227, rt-21)
- 222 Anthony Carter @ N.O., 1/3/88 (ru-0, re-79, rt-143)

PUNTING

Punts

- 10 Bucky Scribner @ Was., 1/17/88

Punt Average (Min. 4 punts)

- 50.8 Mitch Berger vs. Atl., 1/17/99 (4-203)
- 49.7 Britton Colquitt @ N.O., 1/5/20 (6-298)

Long Punt

- 63 Mitch Berger vs. Atl., 1/17/99
- 61 3 times, last Britton Colquitt @ S.F., 1/11/20

PUNT RETURNS

Punt Returns

- 6 Anthony Carter @ N.O., 1/3/88
- 5 Rufus Bess vs. Atl., 1/9/83

Punt Return Yardage

- 143 Anthony Carter @ N.O., 1/3/88
- 65 Rufus Bess vs. Atl., 1/9/83



Gene Washington's 75-yard TD catch from Joe Kapp to help the Vikings win the 1969 NFL title still stands as the longest in team history.

Longest Punt Return

84 Anthony Carter @ N.O., 1/3/88 (td)
26 Anthony Carter @ Was., 1/17/88

Punt Return Average (3 returns)

23.8 Anthony Carter @ N.O., 1/3/88, (6-143)
14.3 Anthony Carter @ Wash., 1/17/88, (4-57)

Fair Catches

5 Bobby Bryant vs. S.F., 12/27/70
5 Marcus Sherels @ G.B., 1/5/13

KICKOFF RETURNS**Kickoff Returns**

7 Robert Tate @ StL., 1/16/00

Kickoff Return Yardage

151 Robert Tate @ StL., 1/16/00

148 Ameer Abdullah @ S.F., 1/11/20

Longest Kickoff Return

61 Clinton Jones vs. Dal., 12/25/71
58 Robert Smith vs. Chi., 1/1/95

Kickoff Return Average (3 returns)

29.6 Ameer Abdullah @ S.F., 1/11/20, (5-148)

BLOCKED KICKS**Career**

3 Matt Blair, 1974-82
2 Carl Eller, 1968-78

Game

1 Carl Eller vs. S.F., 12/27/70 (FG)
1 Matt Blair vs. Pitt., (SB IX) 1/12/75 (Punt)
1 Nate Allen vs. LA Rams, 12/26/76 (FG)
1 Matt Blair vs. LA Rams, 12/26/76 (Punt)
1 Fred McNeill vs. Oak., (SB XI) 1/9/77 (Punt)
1 Carl Eller @ Dallas, 1/1/78 (PAT)
1 Scott Studwell @ LA Rams, 12/31/78 (Punt)
1 Matt Blair @ Phil., 1/3/81 (FG)

INTERCEPTIONS**Interceptions**

2 Bobby Bryant @ Dal., 12/30/73
2 Bobby Bryant vs. LA Rams, 12/26/76
2 John Turner vs. Atl., 1/9/83
2 Joey Browner vs. LA Rams, 12/26/88
2 Robert Griffith vs. Ari., 1/10/99

Interception Return Yardage

63 Bobby Bryant @ Dal., 12/30/73
46 Robert Griffith vs. Ari., 1/10/99

Longest Interception Return

63t Bobby Bryant @ Dal., 12/30/73
45t Reggie Rutland @ S.F., 1/9/88
31 Robert Griffith vs. Ari., 1/10/99
30 Steve Freeman @ N.O., 1/3/88
30 Anthony Harris @ N.O., 1/5/20



Anthony Carter had a remarkable series of games in the 1987 playoffs, including an 84-yard PR TD at New Orleans in the Wild Card game.

PASSES DEFENSED**Career**

12 Bobby Bryant
11 Carl Lee
8 Paul Krause

Season

6 Jackie Wallace, 1974
6 Corey Fuller, 1998
6 Bobby Bryant, 1976

Game

5 Carl Lee vs. LA Rams, 12/26/88
4 Corey Fuller vs. Atl., 1/1/99
4 Jackie Wallace vs. Pitt. (SB IX), 1/12/75

FUMBLE RECOVERIES**Game**

2 Paul Krause vs. S.F., 12/27/70
2 Gary Larsen @ Dal., 12/20/73
2 Matt Blair vs. LA Rams, 12/26/76

Longest Fumble Return (All TDs)

22 Paul Krause vs. S.F., 12/27/70
20 Nate Wright vs. StL., 12/21/74

SPECIAL TEAMS TACKLES**Career (solos and assists)**

10 Harold Morrow
9 Moe Williams
9 Ray Berry

Season (solos and assists)

8 Lemanski Hall, 2000
6 Ray Berry, 1987

Game (solos and assists)

5 Lemanski Hall vs. N.O., 1/6/01
4 Nate Allen vs. Wash., 12/18/76
3 Jim Nelson vs. N.O., 1/6/01
3 Lemanski Hall @ NYG, 1/14/01

TACKLES**Career Total (solos and assists)**

129 Jeff Siemon
123 Wally Hilgenberg
112 Alan Page

Season Total (solos and assists)

34 Jeff Siemon, 1974
32 joey Browner, 1987
28 Roy Winston, 1969
28 Jeff Siemon, 1976

Game Total (solos and assists)

17 Jeff Siemon vs. Oak., 1/9/77
16 Wally Hilgenberg vs. Dal., 12/28/75
16 Jeff Siemon @ Phil., 1/3/81

SACKS**Career**

10.5 Carl Eller (1964-78)
8.5 Alan Page (1967-78)
7.5 Jim Marshall (1961-79)
4.5 Everson Griffen (2010-19)

Season

4.0 Ray Edwards, 2009
3.0 Bob Lurtsema, 1974
3.0 Carl Eller, 1975
3.0 Chris Doelman, 1987

Game

3.0 Carl Eller vs. Dal., 12/28/75
3.0 Ray Edwards vs. Dal., 1/17/10
2.0 Carl Eller vs. LA Rams, 12/27/69
2.0 Alan Page vs. Dal., 12/25/71
2.0 Carl Eller vs. LA Rams, 12/26/76
2.0 Jim Marshall @ Dal., 1/1/78
2.0 Chris Doelman @ S.F., 1/9/88
2.0 Jason Fisk vs. Atl., 1/17/99
2.0 Jared Allen vs. Phil., 1/4/09



TEAM PLAYOFF RECORDS

SCORING

Most Points
44 @ N.O., 1/3/88, 44-10 W

Fewest Points
0 @ NYG, 1/14/01, 0-41 L

Opponent/Most Points
49 @ StL., 1/16/00, 37-49 L

Opponent/Fewest Points
3 Dal., 1/27/10, 34-3 W

Most Decisive Win
34 @ N.O., 1/3/88, 44-10

Most Decisive Loss
41 @ NYG, 1/14/01, 0-41

Most Points Combined
86 @ StL., 1/16/00, 37-49 L
62 vs. Ari., 1/10/99, 41-21 W

Most Points Overcome To Win Game
16 @ NYG, 12/27/97, 23-22 W
10 vs. LA Rams, 12/27/69, 23-20 W
8 vs. Atl., 1/9/83, 30-24 W



The Vikings held Dallas to 3 points in the 2009 NFC Divisional Round, the last playoff game at the Metrodome.

FIRST DOWNS

Most First Downs
31 @ N.O., 1/24/10
28 @ N.O., 1/3/88

Fewest First Downs
7 @ S.F., 1/11/20
9 vs. Pit., 1/12/75
9 @ NYG, 1/14/01

Most First Downs, Opponent
31 @ S.F., 1/3/98
31 @ NYG, 1/14/01

Fewest First Downs, Opponent
9 @ Dal., 12/30/73
9 @ N.O., 1/3/88
9 @ NYG, 1/14/01

Most First Downs, Rushing
14 @ Dal., 12/30/73
14 @ N.O., 1/3/88

Most First Downs, Rushing, Opponent
16 @ Dal., 12/28/96

Most First Downs, Passing
20 @ StL., 1/16/00
19 vs. Atl., 1/17/99

Most First Downs, Passing, Opponent
19 @ NYG, 1/14/01

Most First Downs, Penalty
5 vs. N.O., 1/14/18
4 vs. Atl., 1/9/83
4 @ N.O., 1/24/10
4 vs. Sea., 1/10/16

Most First Downs, Penalty, Opponent
5 @ S.F., 1/3/98
5 vs. Ari., 1/10/99

Fewest First Downs, Rushing
0 @ S.F., 1/11/20
2 vs. K.C., 1/11/70
2 vs. Oak., 1/9/77
2 @ LA Rams, 12/31/78
2 @ S.F., 1/3/98
2 @ NYG, 1/14/01

Fewest First Downs, Rushing, Opponent
0 @ N.O., 1/3/88

Fewest First Downs, Passing
4 vs. Pit., 1/12/75
4 @ LA Rams, 12/26/77
4 vs. Was., 1/2/93

Fewest First Downs, Passing, Opponent
4 vs. Mia., 1/13/74
4 @ Was., 1/17/88

TOTAL YARDS

Most Net Yards Gained
476 @ StL., 1/16/00
475 @ N.O., 1/24/10
429 vs. N.O., 1/6/01

Fewest Net Yards Gained
114 @ NYG, 1/14/01
123 vs. Pit., 1/12/75

Most Net Yards Gained, Opponent
518 @ NYG, 1/14/01

Fewest Net Yards Gained, Opponent
149 @ N.O., 1/3/88

RUSHING

Most Yards Rushing
222 vs. Cle., 1/4/70
210 @ N.O., 1/3/88

Fewest Yards Rushing
21 vs. Pit., 1/12/75
21 @ S.F., 1/11/20

Most Yards Rushing, Opponent
255 @ Dal., 12/28/96

Fewest Yards Rushing, Opponent
31 @ StL., 1/16/00
50 @ Bal., 12/22/68

PASSING

Most Net Yards Passing
389 @ StL., 1/16/00
340 vs. Chi., 1/1/95

Fewest Net Yards Passing
45 @ LA Rams, 12/26/77

Most Net Yards Passing, Opponent
380 @ NYG, 1/14/01

Fewest Net Yards Passing, Opponent
63 @ Dal., 12/30/73
63 vs. Mia., 1/13/74

Most Pass Attempts
61 vs. Chi., 1/1/95
50 @ StL., 1/16/00

Fewest Pass Attempts
10 @ LA Rams, 12/26/77
13 vs. Cle., 1/4/70

Most Pass Attempts, Opponent
48 vs. N.O., 1/6/01
45 vs. LA Rams, 12/26/88

Fewest Pass Attempts, Opponent
7 vs. Mia., 1/13/74

Most Pass Completions
33 vs. Chi., 1/1/95
29 vs. Atl., 1/17/99
29 @ StL., 1/16/00

Fewest Pass Completions
5 @ LA Rams, 12/26/77
6 vs. Was., 1/2/93

Most Completions, Opponent
30 vs. N.O., 1/6/01
29 @ NYG, 1/14/01

Fewest Completions, Opponent
6 vs. Mia., 1/13/74

Most QB Sacks
6 vs. Dal., 1/17/10

Most QB Sacks, Opponent
8 @ Was., 1/17/88

INTERCEPTIONS

Most Passes Intercepted
4 @ Dal., 12/30/73
4 @ N.O., 1/3/88
4 @ G.B., 1/9/05

Most Passes Intercepted, Opponent
5 @ Phi., 1/3/81

PENALTIES

Most Penalties
11 vs. Chi., 1/1/95

Fewest Penalties
1 vs. S.F., 12/27/70
1 @ S.F., 1/11/20

Most Penalties, Opponent
13 vs. Ari., 1/10/99

Fewest Penalties, Opponent
0 vs. Was., 12/22/73

Most Yards Penalized
108 @ Phi., 1/16/05

Fewest Yards Penalized
5 vs. S.F., 12/27/70

Most Yards Penalized, Opponent
107 vs. Pit., 1/12/75

PUNTING

Most Punts
10 @ Was., 1/17/88

Fewest Punts
1 vs. Ari., 1/10/99

Most Punts, Opponent
8 vs. S.F., 12/27/70
8 @ Dal., 1/1/78
8 @ Was., 1/17/88
8 @ G.B., 1/5/13

Fewest Punts, Opponent
1 @ Dal., 12/28/96
1 @ NYG, 1/14/01

Highest Average (4 Punts)
50.8 vs. Atl., 1/17/99

Highest Average (4 Punts), Opponent
51.3 @ N.O., 1/24/10

PUNT RETURNS

Most Punt Returns
6 @ N.O., 1/3/88

Most Punt Return Yards
143 @ N.O., 1/3/88

Most Punt Returns, Opponent
7 vs. LA Rams, 12/26/76

Most Punt Return Yards, Opponent
109 vs. Phi., 1/4/09

KICKOFF RETURNS

Most Kickoff Returns
8 @ Dal., 12/28/96
8 @ StL., 1/16/00
8 @ NYG, 1/14/01

Most Kickoff Return Yards
174 @ StL., 1/16/00

Most Kickoff Returns, Opponent
8 @ Was., 1/9/88

Most Kickoff Return Yards, Opponent
183 @ N.O., 1/24/10

FUMBLES

Most Fumbles
6 @ N.O., 1/24/10

Most Fumbles Lost
4 @ Dal., 12/28/96

Most Fumbles, Opponent
5 vs. S.F., 12/27/70

Most Fumbles Lost, Opponent
3 vs. S.F., 12/27/70
3 vs. LA Rams, 12/29/74

PLAYOFF RESULTS

1968 (8-6 regular season, NFL Central Champions)

Western Conference Championship
at Baltimore (60,238)12/22/68.....14-24 L

1969 (12-2 regular season, NFL Central Champions)

Western Conference Championship
vs. L.A. Rams (47,900)12/27/69.....23-20 W
NFL Championship
vs. Cleveland (47,900)1/4/70.....27-7 W
Super Bowl IV (New Orleans, LA)
vs. Kansas City (80,562)1/11/70.....7-23 L

1970 (12-2 regular season, NFC Central Champions)

NFC Divisional Playoffs
vs. San Francisco (46,050)12/27/70.....14-17 L

1971 (11-3 regular season, NFC Central Champions)

NFC Divisional Playoffs
vs. Dallas (49,100)12/25/71.....12-20 L

1973 (12-2 regular season, NFC Central Champions)

NFC Divisional Playoffs
vs. Washington (46,409)12/22/73.....27-20 W
NFL Championship Game
at Dallas (60,272)12/30/73.....27-10 W
Super Bowl VIII (Houston, TX)
vs. Miami (68,142)1/13/74.....7-24 L

1974 (10-4 regular season, NFC Central Champions)

NFC Divisional Playoffs
vs. St. Louis (44,626)12/21/74.....30-14 W
NFL Championship Game
vs. L.A. Rams (47,404)12/29/74.....14-10 W
Super Bowl IX (New Orleans, LA)
vs. Pittsburgh (80,997)1/12/75.....6-16 L

1975 (12-2 regular season, NFC Central Champions)

NFC Divisional Playoffs
vs. Dallas (46,425)12/28/75.....14-17 L

1976 (11-2-1 regular season, NFC Central Champions)

NFC Divisional Playoffs
vs. Washington (47,221)12/18/76.....35-20 W
NFL Championship Game
vs. L.A. Rams (47,191)12/26/76.....24-13 W
Super Bowl XI (Pasadena, CA)
vs. Oakland (103,438)1/9/77.....14-32 L

1977 (9-5 regular season, NFC Central Champions)

NFC Divisional Playoffs
at L.A. Rams (62,538)12/26/77.....14-7 W
NFL Championship Game
at Dallas (61,968)1/1/78.....6-23 L

1978 (8-7-1 regular season, NFC Central Champions)

NFC Divisional Playoffs
at L.A. Rams (69,631)12/31/78.....10-34 L

1980 (9-7 regular season, NFC Central Champions)

NFC Divisional Playoffs
at Philadelphia (68,434)1/3/81.....16-31 L

1982 (5-4 regular season, strike-shortened season)

NFC First-Round Playoffs
vs. Atlanta (60,560)1/9/83.....30-24 W
NFL Second-Round Playoffs
at Washington (54,593)1/15/83.....7-21 L

1987 (8-7 regular season, NFC Central runner-up)

NFC First-Round Playoffs
at New Orleans (68,127)1/3/88.....44-10 W
NFL Divisional Playoffs
at San Francisco (62,547)1/9/88.....36-24 W
NFL Championship Game
at Washington (55,212)1/17/88.....10-17 L

1988 (11-5 regular season, NFC Central runner-up)

NFC First-Round Playoffs
vs. L.A. Rams (57,666)12/26/88.....28-17 W
NFL Divisional Playoffs
at San Francisco (61,848)1/1/89.....9-34 L

1989 (10-6 regular season, NFC Central Champions)

NFC Divisional Playoffs
at San Francisco (64,585)1/6/90.....13-41 L

1992 (11-5 regular season, NFC Central Champions)

NFC First-Round Playoffs
vs. Washington (57,353)1/2/93.....7-24 L

1993 (9-7 regular season, NFC Central runner-up)

NFC First-Round Playoffs
at N.Y. Giants (75,089)1/9/94.....10-17 L

1994 (10-6 regular season, NFC Central Champions)

NFC First-Round Playoffs
vs. Chicago (60,347)1/1/95.....18-35 L

1996 (9-7 regular season, NFC Central runner-up)

NFC First-Round Playoffs
at Dallas (64,682)12/28/96.....15-40 L

1997 (9-7 regular season, NFC Central 4th place)

NFC First-Round Playoffs
at N.Y. Giants (77,710)12/27/97.....23-22 W
NFL Divisional Playoffs
at San Francisco (65,018)1/3/98.....22-38 L

1998 (15-1 regular season, NFC Central Champions)

NFC Divisional Playoffs
vs. Arizona (63,760)1/10/99.....41-21 W
NFL Championship
vs. Atlanta (64,060)1/17/99.....27-30 L (OT)

1999 (10-6 regular season, NFC Central runner-up)

NFC First-Round Playoffs
vs. Dallas (64,056)1/9/00.....27-10 W
NFL Divisional Playoffs
at St. Louis (66,194)1/16/00.....37-49 L

2000 (11-5 regular season, NFC Central Champions)

NFC Divisional Playoffs
vs. New Orleans (63,881)1/6/01.....34-16 W
NFL Championship
at NY Giants (79,310)1/14/01.....0-41 L

2004 (8-8 regular season, NFC North runner-up)

NFC First-Round Playoffs
at Green Bay (71,075)1/9/05.....31-17 W
NFL Divisional Playoffs
at Philadelphia (67,222)1/16/05.....14-27 L

2008 (10-6 regular season, NFC North Champions)

NFC First-Round Playoffs
vs. Philadelphia (61,746)1/4/09.....14-26 L

2009 (12-4 regular season, NFC North Champions)

NFC Divisional Playoffs
vs. Dallas (63,547)1/17/10.....34-3 W
NFL Championship
at New Orleans (71,276)1/24/10.....28-31 L (OT)

2012 (10-6 regular season, NFC North runner-up)

NFC First-Round Playoffs
at Green Bay (71,548)1/5/13.....10-24 L

2015 (11-5 regular season, NFC North Champions)

NFC First-Round Playoffs
vs. Seattle (52,090)1/10/16.....9-10 L

2017 (13-3 regular season, NFC North Champions)

NFC Divisional Playoffs
vs. New Orleans (66,612)1/14/18.....29-24 W
NFL Championship
at Philadelphia (69,596)1/21/18.....7-38 L

2019 (10-6 regular season, NFC North runner-up)

NFC First-Round Playoffs
at New Orleans (73,308)1/5/20.....26-20 W (OT)
NFL Divisional Playoffs
at San Francisco1/11/20.....10-27 L

THE LAST TIME - PLAYOFFS

BY THE VIKINGS	CATEGORY	BY AN OPPONENT
403 yards, vs New Orleans, 1/14/18	400 Yards Total Offense	456 yards, at Philadelphia, 1/21/18
Has never happened	500 Yards Total Offense	518 yards, at N.Y. Giants, 1/14/01
Case Keenum, 318 yards, vs. New Orleans, 1/14/18	300 Yards Passing In A Game By A Player	Nick Foles, 352 yards, at Philadelphia, 1/21/18
Jeff George, 424 yards, at St. Louis, 1/16/00	400 Yards Passing In A Game By A Player	Has never happened
Brett Favre, vs Dallas, 1/17/10	4 TD Passes In A Game By A Player	Kerry Collins (5), at N.Y. Giants, 1/14/01
Adrian Peterson, 122 yards, at New Orleans, 1/24/10	100 Yards Rushing In A Game By A Player	Tevin Coleman, 105 yards, at San Francisco, 1/11/20
Has never happened	200 Yards Rushing In A Game By A Player	Has never happened
Adam Thielen, 129 yards, at New Orleans, 1/5/20	100 Yards Receiving In A Game By A Player	Ike Hilliard, 155 yards, at N.Y. Giants, 1/14/01
Anthony Carter, 227 yards, at S.F., 1/9/88	200 Yards Receiving In A Game By A Player	Has never happened
Adrian Peterson, at New Orleans, 1/24/10	3 TDs Rushing In A Game By A Player	Has never happened
Sydney Rice, (47, 16, 45) vs. Dallas, 1/17/10	3 TD Catches In A Game By A Player	Has never happened
Adrian Peterson, at New Orleans, 1/24/10 (3 rushing)	3 TD In A Game By A Player	Nick Foles, at Philadelphia, 1/21/18 (3 passing)
Has never happened	4 TD In A Game By A Player	Has never happened
Has never happened	3 INTs In A Game By A Player	Has never happened
Anthony Carter, 84 yards, at New Orleans, 1/3/88	Punt Returned For A TD	Golden Richards, 63 yards, at Dallas, 12/30/73
Has never happened	Kickoff Returned For A TD	Tony Horne, 95 yards, at St. Louis, 1/16/00
Reggie Rutland, 27 yards, at San Francisco, 1/9/88	INT Returned For A TD	Patrick Robinson, 50 yards, at Philadelphia, 1/21/18
Nate Wright, 20 yards, vs. St. Louis, 12/21/74	Fumble Returned For A TD	Kevin Miniefield, 48 yards, vs. Chicago, 1/1/95
Scott Studwell, at L.A. Rams, 12/31/78	Punt Blocked	Spencer Tillman, at San Francisco, 1/6/90
Terry Brown, recovered in end zone, vs. Pittsburgh 1/12/75 (Blocked by Matt Blair)	Punt Blocked For TD	Doug Rogers recovered blocked kick in end zone, vs. Atlanta, 1/9/83 (Blocked by Paul Davis)
Has never happened	Punt Blocked For Safety	Has never happened
Ron Jaworski tackled in end zone by Doug Martin and Matt Blair, at Philadelphia, 1/3/81	Safety Recorded	Fran Tarkenton tackled in end zone, vs. Pittsburgh, 1/12/75
Matt Blair, at Philadelphia, 1/3/81	Field Goal Blocked	at Green Bay, 1/9/05
Bobby Bryant, 90 yards, vs. L.A. Rams, 12/26/76	Blocked FG Returned For A TD	Has never happened
Chuck Nelson, at San Francisco, 1/1/89	PAT Missed (1 pt.)	Mike Cofer, at San Francisco, 1/6/90
Carl Eller, at Dallas, 1/1/78	PAT Blocked	Has never happened
Has never happened	50 Points Scored In A Game	Has never happened
Minnesota 41, Miami 17, 12/16/18	40 Points Scored In A Game	N.Y. Giants 41, Minnesota 0, 1/14/01
Has never happened	Shutout Scored	N.Y. Giants 41, Minnesota 0, 1/14/01
Minnesota 26, New Orleans 20, 1/5/20	Overtime Victory	New Orleans 31, Minnesota 28, 1/24/10
Leroy Hoard run, at St. Louis, 1/16/00	Successful Two-Point Conversion	Has never happened

VIKINGS LORE

FRANCHISE FOUNDED – Minnesota was granted an NFL franchise at the league owners' meetings in Miami on Jan. 28, 1960. The team began play in 1961. The founding group consisted of Max Winter, E. William Boyer, H.P. Skoglund, Ole Haugsrud and Bernard H. Ridder, Jr.

ROSE NAMED GENERAL MANAGER – In August 1960, former Los Angeles Rams Public Relations Director Bert Rose was named the team's first General Manager.

TEAM NICKNAME – In one of his first moves with the team, Bert Rose recommended the nickname "Vikings" to the Board of Directors. The name was selected because it represented both an aggressive person with the will to win and the Nordic tradition in the upper Midwest.

FIRST COLLEGE DRAFT – On Dec. 27, 1960, RB Tommy Mason of Tulane was taken with the 1st overall choice and the first-ever draft pick utilized by the Vikings. Also selected that year were QB Fran Tarkenton (3rd round) and DB Ed Sharrockman (5th round).

FIRST HEAD COACH – Norm Van Brocklin was selected as the first head coach in franchise history on Jan. 18, 1961. He retired as a player in 1960 after 12 seasons in the NFL as a Hall of Fame QB who led Philadelphia to the NFL title in his final season on the field in 1960. Known as "The Dutchman" his tenacious style was infamous as a player and coach.

EXPANSION DRAFT – Following the 1960 season, the Vikings were allowed to select 3 players from the roster of each team after each team was allowed to protect 30 of their 38 players. Dallas, a 1960 expansion team, was exempt from this process. Among the future Vikings stalwarts selected in the Jan. 26, 1961 Expansion Draft were DL Grady Alderman (Detroit) and RB Hugh McElhenry (San Francisco).

ASSIGNED CONFERENCE – On April 12, 1961, the NFL assigned the Vikings to the Western Conference. Minnesota joined Baltimore, Chicago, Detroit, Green Bay, Los Angeles and San Francisco in the conference.

TRAINING CAMP OPENS IN BEMIDJI – The fledgling Vikings opened their debut training camp on the campus of Bemidji State University on July 7, 1961.

FIRST GAME – In the first game in franchise history, the Vikings played the Dallas Cowboys in a preseason game in Sioux Falls, SD, on Aug. 5, 1961. The Cowboys defeated the Vikings, 38-13.

FIRST HOME GAME – The Minnesota Vikings played the Los Angeles Rams in preseason action at Metropolitan Stadium in Bloomington, MN, on Sept. 10, 1961, the team's first game in the Twin Cities. The Rams defeated the Vikings, 21-7.

FIRST REGULAR-SEASON GAME – In a stunning upset, the Vikings defeated the Chicago Bears, 37-13, at Metropolitan Stadium in the Vikings' first NFL regular-season game on Sept. 17, 1961. Kicker Mike Mercer scored the first points in team history with a 12-yard field goal. Bob Schnelker scored the team's first touchdown on a 14-yard pass from Fran Tarkenton. In his NFL debut Tarkenton came off the bench to complete 17-of-23 passes for 250 yards and 4 touchdowns.

FIRST PRO BOWLERS – On Jan. 14, 1962, RB Hugh McElhenry and WR Jerry Reichow became the first Vikings to compete in the Pro Bowl. They were part of the Western Conference All-Stars who beat the Eastern Conference squad, 31-30, at the Los Angeles Coliseum.

FIRST ALL-PRO – In 1963 RB Tommy Mason, who was the team's first ever draft choice, was the first Vikings player to earn All-Pro recognition. He was a consensus pick after rushing for 763 yards and 7 TDs on 166 carries (4.6 avg.).

FLATLEY HONORED – Rookie WR Paul Flatley capped an impressive debut season by earning NFL Rookie of the Year honors from AP and UPI. Flatley hauled in 51 passes for 867 yards and 4 TDs on the season.

FINKS HIRED – On Sept. 11, 1964, Jim Finks was named the team's second general manager, succeeding Bert Rose, who resigned in June, 1964. Finks previously had served as general manager for Calgary of the Canadian Football League for 7 years.

FIRST WINNING SEASON – Minnesota won its final 3 regular-season games in 1964 to achieve

the first winning season in team history with an 8-5-1 record. The Vikings tied for 2nd in the NFL Western Conference behind the Baltimore Colts.

MET EXPANDED – A new grandstand was constructed on the east side of Metropolitan Stadium that increased capacity from 41,200 to 47,200. The new seats were formally dedicated on Aug. 20, 1965, when Minnesota played Philadelphia in a preseason game.

NFL RE-ALIGN – On Dec. 2, 1966, Minnesota, Chicago, Detroit and Green Bay were chosen to make up the newly-formed Central Division of the Western Conference of the NFL.

VAN BROCKLIN RESIGNS – After compiling a 29-51-4 record while leading the Vikings in their first six years of existence, Head Coach Norm Van Brocklin resigned in Feb. 11, 1967. His best season was 1964, when he led the team to a tie for 2nd place in the NFL Western Conference with an 8-5-1 record.

TARKENTON TRADED – On March 7, 1967, QB Fran Tarkenton is traded to the NY Giants for a 1st and 2nd-round choice in 1967, a 1st-round choice in '68 and a 2nd-round choice in '69. With the picks Minnesota selected Clinton Jones and Bob Grim in '67, Ron Yary in '68 and Ed White in '69.

GRANT NAMED HEAD COACH – Bud Grant was named the 2nd head coach in Vikings history on March 10, 1967. He came to Minnesota after leading the Winnipeg Blue Bombers to 4 Grey Cup titles in 10 years as head coach.

FIRST DIVISION TITLE – On Dec. 15, 1968, the Vikings defeated the Philadelphia Eagles, 24-17, at Franklin Field then retired to the dressing room to listen to the Chicago-Green Bay game on the radio. Minnesota needed the Bears to lose to clinch the Vikings' 1st Division title. Chicago tried to rally from a 28-10 4th quarter deficit but eventually fell 28-17.

FIRST PLAYOFF GAME – On Dec. 22, 1968, in the first playoff game in franchise history, the Colts defeated the Vikings, 24-14, in the Western Conference Championship Game at Baltimore's Memorial Stadium. Minnesota trailed 21-0 in the 4th quarter. The Vikings rallied but fell short.

SECOND DIVISION TITLE – On Nov. 27, 1969, the Vikings shut out Detroit, 27-0, at Tiger Stadium to clinch the franchise's 2nd division title. The victory over the Lions was the 10th of a 12-game win streak, the longest in the NFL in 35 years. Minnesota finished the season with the NFL's best record (12-2) of '69.

FIRST PLAYOFF WIN – On Dec. 27, 1969, in the 1st playoff game in Minnesota, the Vikings came back to defeat the LA Rams, 23-20, in the Western Conference Championship. Minnesota overcame deficits of 17-7 at half and 20-14 in the 4th quarter for the 1st postseason win.

FIRST NFL CHAMPIONSHIP GAME – The Vikings defeated the Browns, 27-7, in the NFL Championship Game on Jan. 4, 1970, at Metropolitan Stadium. Minnesota became the 1st modern NFL expansion team to win an NFL Championship Game. The Vikings dominated the game, leading 27-0 at one point.

FIRST SUPER BOWL – On Jan. 11, 1970, the Vikings lost to Kansas City, 23-7, in Super Bowl IV

at Tulane Stadium in New Orleans. Not only was the game the 1st Super Bowl in franchise history, but it was the 1st Super Bowl played by a modern expansion team.

AFU-NFL MERGER LEADS TO RE-ALIGNMENT – In January 1970 the modern NFL was divided into the American Conference (AFC) and National Conference (NFC) with an Eastern, Central and Western Division in each conference. Minnesota is assigned to the NFC Central with foes Chicago, Detroit and Green Bay.

THIRD DIVISION TITLE – On Dec. 5, 1970, the Vikings defeated the Bears, 16-13, at Metropolitan Stadium to clinch their 3rd straight division title. Minnesota hosted San Francisco in a divisional playoff game but lost, 17-14. For the 2nd consecutive season, the Vikings had the league's best record with a 12-2 mark.

FOURTH DIVISION TITLE – On Dec. 11, 1971, the Vikings defeated the Lions, 29-10, at Metropolitan Stadium to clinch their 4th-straight division title. Minnesota finished the year with an 11-3 mark, which tied Dallas for the league's best record in '71. The Vikings lost to the eventual Super Bowl champion Cowboys, 20-12, in a divisional playoff game at Metropolitan Stadium.

PAGE NAMED NFL'S MVP – In 1971 Alan Page became the first defensive player to be named the Most Valuable Player of the National Football League by the Associated Press. Page headed a Vikings defense that held opponents to fewer than 10 points a game to lead the league in scoring defense for the 3rd consecutive year.

VIKINGS RE-ACQUIRE TARKENTON – On January 27, 1972 the Vikings traded Norm Snead, Bob Grim, Vince Clements and a 1st-round choice in '72 and '73 to the NY Giants for Fran Tarkenton.

BOYER DIES – On February 19, 1973 E. William Boyer passed away. He was one of the prime forces in the drive to bring an NFL franchise to Minnesota. Boyer was president of the Vikings from 1960-64 and sat on the Board of Directors for the first 12 years of the team's existence. He was replaced on the team's Board of Directors by his son-in-law Jack Steele.

FIFTH DIVISION TITLE – The Vikings began the '73 season with 9 straight victories and clinched the NFC Central championship before they even lost a game. Minnesota clinched the division crown by defeating Detroit, 28-7, at Metropolitan Stadium on Nov. 11, 1973. The Vikings finished with a 12-2 mark, which tied for the best record in the league that year.

SECOND SUPER BOWL – On Jan. 13, 1974, the Vikings played in the 2nd Super Bowl in franchise history against the Miami Dolphins at Rice Stadium in Houston, TX. The Dolphins prevailed, 24-7. Minnesota earned the trip to Super Bowl VIII by defeating Dallas, 27-10, in the NFL Championship game.

FINKS RESIGNS – After the 1973 season, Executive Vice President and General Manager Jim Finks resigned. Under Finks, who was hired in 1964, the Vikings won 5 division titles and appeared in 2 Super Bowls. He also hired Bud Grant as head coach in '67.

SIXTH DIVISION TITLE – On Dec. 1, 1974, the Vikings clinched the NFC Central crown by



The Vikings were well represented at the Pro Bowl following the 1970 season by (L-R): K Fred Cox, K Karl Kasulke, WR Gene Washington, DE Carl Eller, DT Gary Larsen, DT Alan Page, RB Dave Osborn.

defeating the Saints, 29-9, at Metropolitan Stadium, while the Packers lost, 36-14, at Philadelphia. Minnesota tied for the best record in the NFL with a 10-4 mark.

THIRD SUPER BOWL – The Vikings played in their 2nd straight Super Bowl, losing to the Pittsburgh Steelers, 16-6, at Tulane Stadium in New Orleans on Jan. 12, 1975. Minnesota earned a trip to Super Bowl IX by defeating the Los Angeles Rams, 14-10, at Metropolitan Stadium on Dec. 29, 1974.

FRONT OFFICE CHANGES – In the spring of 1975, Max Winter, one of the team's founders and its president since 1965, took over active management of the franchise. In addition, Mike Lynn, who was hired as an assistant to the president on Aug. 15, 1974, was named the team's general manager.

SEVENTH DIVISION TITLE – The Vikings clinched their 3rd straight NFC Central title and their 7th division championship in 8 years on Thanksgiving Day Nov. 27, 1975, when the Lions lost to the Rams, 20-0. Minnesota won 10 consecutive games to start the season and finished the year with the best record (12-2) in the NFL. The Vikings were upset, 17-14, in the divisional playoffs at Metropolitan Stadium on Dec. 28, 1975, when the Dallas Cowboys scored on a last minute 50-yard touchdown pass.

TARKENTON NAMED LEAGUE MVP – Quarterback Fran Tarkenton was named the NFL's Most Valuable Player for 1975 after leading the Vikings to the league's best record (12-2). He led the NFC and finished 2nd in the NFL in passing with a 91.7 rating. He completed 273-of-425 passes for 2,994 yards and 25 TDs with 13 INTs.

HAUGSRUD DIES – Ole Haugsrud passed away on March 13, 1976. He was one of the prime forces in the drive to bring an NFL franchise to Minnesota. Haugsrud sat on the Board of Directors for 16 years of the team's existence. He was replaced on the team's Board of Directors by his widow Margaret Haugsrud.

EIGHTH DIVISION TITLE – The Vikings clinched their 4th consecutive NFC Central championship and their 8th division title in 9 years by defeating the Packers, 17-10, at Milwaukee County Stadium on Nov. 21, 1976. Minnesota finished the season with the best record in the NFC at 11-2-1.

FOURTH SUPER BOWL – The Vikings played in their 3rd Super Bowl in 4 years against the Oakland Raiders at the Rose Bowl in Pasadena, CA, on Jan. 9, 1977. Minnesota lost, 32-14. The Vikings earned a trip to Super Bowl XI by defeating the Rams, 24-13, at Metropolitan Stadium on Dec. 26, 1976, in what ended up being the last Vikings playoff game at the Met.

KAPLAN NAMED TO BOARD – In 1977 team attorney Sheldon Kaplan was named to the Vikings Board of Directors. He replaced Bernard H. Ridder, Jr., who was one of the team's 5 founders.

NINTH DIVISION TITLE – The Vikings clinched the NFC Central crown on the season's final weekend by defeating the Lions, 30-21, in Detroit on Dec. 17, 1977. Minnesota wrapped up its 5th straight NFC Central title and its 9th division crown in 10 seasons.

FOURTH NFC CHAMPIONSHIP GAME – On Jan. 1, 1978 the Vikings played Dallas in their 4th NFC Championship Game in 5 years at Texas Stadium. Minnesota lost 23-6 to the Super Bowl champs.

CHANGES ON BOARD – John Skoglund and Vi-

king's General Manager Mike Lynn were named to the team's Board of Directors replacing Margaret Haugsrud and H.P. Skoglund, who was one of the team's founders and passed away on November 5, 1977. Haugsrud joined the board in 1976, replacing her husband Ole, who passed away.

10TH DIVISION TITLE – Despite losing in the regular-season finale to the Raiders, 27-20, on Dec. 17, 1978, at Oakland-Alameda County Coliseum, the Vikings captured the NFC Central title when the Packers, who played at the same time as Minnesota, lost to the Rams, 31-14, at the LA Coliseum. It was the Vikings' 6th straight NFC Central crown and their 10th division championship in 11 years.

METRODOME GROUND BREAKING – In December, 1979, ground was broken for construction of the Hubert H. Humphrey Metrodome in downtown Minneapolis. The stadium, designed to house both the Vikings and Twins, was scheduled to open in April, 1982.

11TH DIVISION TITLE – Minnesota clinched its 7th NFC Central title in 8 years by defeating the Browns, 28-23, at Met Stadium on Dec. 14, 1980. It also was the Vikings' 11th division title in 13 seasons. Minnesota lost to the NFC Champion Eagles, 31-16, at Veterans Stadium on Jan. 3, 1981 in the divisional playoffs.

WINTER PARK OPENS – On May 15, 1981, the Vikings moved into a new facility in Eden Prairie that houses the team's offices, locker room and practice fields. The complex was named "Winter Park" after Max Winter, one of the Vikings founders who served as the team's president from 1965-87.

FAREWELL MET – On Dec. 20, 1981, the Vikings hosted the Chiefs in Minnesota's final game at Metropolitan Stadium. The Vikings lost, 10-6. The final points at the stadium were scored on a 33-yard field goal by Minnesota kicker Rick Danneker. The last Vikings touchdown at Met Stadium was scored on a 6-yard run by Ted Brown against Green Bay on Nov. 29, 1981.

METRODOME OPENS – The Vikings played their 1st game at the Metrodome in a preseason matchup against Seattle on Aug. 21, 1982. Minnesota prevailed, 7-3. The 1st touchdown in the new facility was scored by Joe Senner on an 11-yard pass from Tommy Kramer. The 1st regular-season game in the Metrodome was the 1982 opener on September 12, when the Vikings defeated Tampa Bay, 17-10. Rickey Young scored the 1st regular-season touchdown in the facility on a 3-yard run in the 2nd quarter.

12TH PLAYOFF APPEARANCE – In a strike-shortened 9-game 1982 season, the Vikings won 3-of-their-last-4 regular-season games to earn a post-season berth.

FIRST DOME PLAYOFF GAME – On Jan. 9, 1983, the Vikings defeated Atlanta, 30-24, in a 1st-round game that was the 1st playoff matchup in the Metrodome. Minnesota lost to the eventual Super Bowl Champion Redskins, 21-7, in the NFC semi-finals at RFK Stadium on Jan. 15, 1983.

GRANT RETIRES – On Jan. 27, 1984, Bud Grant retired as Head Coach of the Vikings. In 17 seasons Grant led Minnesota to 12 playoff appearances, 11 division titles and 4 Super Bowls. His career regular-season record was 151-87-5 (.632).

STECKEL HIRED – Les Steckel, who was an offensive assistant with the Vikings for 5 seasons, was named the 3rd head coach in franchise history on Jan. 29, 1984. Steckel, who came to

the Vikings in 1979 after working as an assistant with the 49ers, was the youngest head coach in the NFL in '84 at age 38.

GRANT RETURNS – On Dec. 18, 1984, Bud Grant was re-hired as head coach. He replaced Les Steckel who guided the team in 1984 after Grant retired following the 1983 season.

GRANT RE-RETIRE – On Jan. 6, 1986 following the 1985 season, Bud Grant retired as head coach of the Vikings. He originally retired after the 1983 season but returned in '85. At the time of his retirement he was the 6th winningest coach in NFL history with 168 career wins, including playoffs. In 18 seasons he led the team to a 158-96-5 regular-season record.

BURNS HIRED – Longtime Vikings assistant coach Jerry Burns was named the 4th head coach in team history on Jan. 6, 1986. He served as the Vikings offensive coordinator from 1968-85, when the team won 11 division titles and played in 4 Super Bowls.

TARKENTON ENSHINED – On Aug. 2, 1986, Fran Tarkenton became the 1st player who spent the majority of his career with the Vikings to be inducted into the Pro Football Hall of Fame. He retired following the 1978 season with then NFL career records for passing yards (47,003), completions (3,686) and touchdown passes (342). He led the team to 6 NFC Central titles, 4 NFC Championship Games and 3 Super Bowls.

13TH PLAYOFF APPEARANCE – Despite a strike replacement unit that saddled the Vikings with 3 losses, the team made the playoffs as a wild-card entrant with an 8-7 record in 1987. It was the team's 1st postseason appearance under Jerry Burns.

FIFTH NFC CHAMPIONSHIP GAME – The Vikings played the Redskins in the NFC Championship Game on Jan. 17, 1988, at RFK Stadium. Trailing 17-10, the Vikings drove to the Redskins' 6-yard line with a little over a minute left in the game but failed to get the ball into the end zone. Minnesota upset New Orleans, 44-10, at the Superdome and San Francisco, 36-24, at Candlestick Park in the first two rounds of the playoffs to earn a trip to the conference title game.

BOARD ADDS MEMBERS – Four people were added to the Vikings Board of Directors in 1988. Joining Max Winter, John Skoglund, Jack Steele, Sheldon Kaplan and Mike Lynn were Wheelock Whitney, Jaye Dyer, Irwin Jacobs and Carl Pohlad.

PAGE ENSHINED – On July 30, 1988, Alan Page became the 2nd player who spent the majority of his career with the Vikings to be inducted into the Pro Football Hall of Fame. Drafted by Minnesota in the 1st round in 1967, Page made the Pro Bowl 9 times. In 1971 he became the 1st defensive player to be named the NFL's Most Valuable Player by Associated Press. Page played on teams that won 10 NFC Central titles and played in 4 Super Bowls.

14TH PLAYOFF APPEARANCE – The Vikings won 6-of-their-last-7 games in 1988 to earn a wild-card berth into the playoffs. Minnesota finished with an 11-5 record then defeated the Rams, 28-17, on December 26 in a first-round playoff game at the Metrodome. The Vikings fell the following week to eventual Super Bowl winner San Francisco at Candlestick Park.

REMAINING FOUNDER LEAVES BOARD – In 1989, Max Winter, the last of the original 5 Vikings' founders on the team's Board of Directors, left the board. He also served as the team's president from 1965-87. He was replaced on the board by Gerald Schwalbach.

WALKER ACQUIRED – On Oct. 12, 1989, the Vikings acquired Herschel Walker from Dallas for Issiac Holt, David Howard, Darrin Nelson, Jesse Solomon, Alex Stewart, a 1st-round choice in 1992, conditional 1st-round choices in 1990 and '91, conditional 2nd-round choices in 1990, '91 and '92, and a conditional 3rd-round choice in 1992. The final result of the trade gave the Vikings Walker, a 3rd (Mike Jones), 5th (Reggie Thornton) and 10th-round choice (Pat Newman) in 1990 and a 3rd-round choice in 1991 (Jake Reed), while Dallas received all 5 players, a 1st, 2nd and 6th-round choice in 1990, a 1st and 2nd-round choice in 1991 and a 1st, 2nd and 3rd-round choice in 1992.

12TH DIVISION TITLE – The Vikings captured their 12th division title since 1968 by defeating the Cincinnati Bengals, 29-21, at the Metrodome in a Monday night game on Christmas Day in



The home-field advantage at Met Stadium helped the club become a perennial NFC power and claim the NFC Central title

1989. It also was Minnesota's 15th postseason appearance in the last 22 years. The Vikings finished the season with a 10-6 record but lost to eventual Super Bowl Champion San Francisco, 41-13, at Candlestick Park in the divisional playoffs on Jan. 6, 1990.

HEADRIK NAMED TEAM PRESIDENT – On Jan. 1, 1991, Roger Headrick became president and CEO of the Vikings. He replaced Mike Lynn as the person in charge of day-to-day operations of the club. In addition Headrick and Phillip Maas replaced Jack Steele and Sheldon Kaplan on the board of directors.

BURNS RETIRES – On Dec. 3, 1991, Jerry Burns announced his retirement effective at the end of the season. In 6 seasons as Head Coach of the Vikings, Burns compiled a career record of 52-43 (.547). He also led Minnesota to 3 playoff appearances, including a division title and an NFC Championship Game.

CHANGES ON BOARD – On Dec. 16, 1991, the team's ownership structure was reorganized. Irwin Jacobs and Carl Pohlad sold their shares to a group consisting of Vikings President/CEO Roger Headrick, John Skoglund, Jaye Dyer, Phillip Maas, Mike Lynn, Wheelock Whitney, James Binger, Bud Grossman, Elizabeth MacMillan and Carol Sperry.

GREEN NAMED HEAD COACH – On Jan. 10, 1992, Dennis Green was named the 5th Head Coach in team history. He came to Minnesota after turning around a struggling Stanford University football program as head coach there from 1989-91.

13TH DIVISION TITLE – On Dec. 20, 1992 the Vikings defeated the Steelers, 6-3, at Three Rivers Stadium to earn the franchise's 13th division title. It also was Minnesota's 16th playoff season since 1968. Dennis Green also posted the most victories (11) and the 1st division title by a 1st-year head coach in team history.

17TH PLAYOFF APPEARANCE – In 1993, for the first time since 1974, the Vikings won their final 3 regular-season games to earn a Wild-Card playoff berth. It was the team's 17th postseason appearance since 1968. Minnesota lost to the Giants, 17-10, in Giants Stadium in a first-round playoff game on Jan. 9, 1994.

MOON ACQUIRED – On April 14, 1994 the Vikings traded a 4th-round draft choice in 1994 and a 3rd-round draft choice in 1995 to the Houston Oilers for quarterback Warren Moon, who has thrown for more yardage and touchdowns as a professional than any other player. He set team season records for passing yards (4,264) in '94 and for completions (377) and touchdown passes (33) in '95.

GRANT ENSHRINED – On July 30, 1994, Bud Grant was inducted into the Pro Football Hall of Fame. He coached the Vikings from 1967-83 then again in '85. During his tenure Minnesota made the playoffs 12 times, won 11 division titles and played in 4 Super Bowls. Grant was the first person to be elected to the Pro Football Hall of Fame and the Canadian Football League Hall of Fame.

14TH DIVISION TITLE – On the final day of the 1994 regular season, the Vikings defeated the 49ers, 21-14, in a Monday night game to earn their 2nd NFC Central title in 3 seasons and their 3rd straight playoff berth. It also was Minnesota's 14th division title and 18th postseason appearance since 1968. Dennis Green became only the 7th NFL coach to lead his team to the playoffs in his first 3 seasons.

FINKS ENSHRINED – Former Vikings General Manager Jim Finks was inducted into the Pro Football Hall of Fame on July 29, 1995. During his decade with Minnesota, the team won 5 division titles and appeared in 2 Super Bowls. Finks passed away on May 8, 1994, and was inducted posthumously, represented by his family.

WINTER PASSES AWAY – Max Winter, who served as the owner and President of the Vikings from 1965-87, passed away on July 26, 1996. He was one of the prime forces bringing an NFL franchise to Minnesota and was a big factor in the building of the Metrodome and attracting Super Bowl XXVI to the Twin Cities.

19TH PLAYOFF APPEARANCE – On Dec. 15, 1996, the Vikings defeated the Buccaneers, 21-10, in the Metrodome. After a Washington loss to Arizona later that day, Minnesota was guaranteed a playoff berth for the 19th time since 1968

and the 4th in 5 seasons under Dennis Green. The Vikings lost, 40-15, at Dallas in a first-round game on Dec. 28, 1996.

20TH PLAYOFF APPEARANCE – On Dec. 21, 1997, the Vikings beat the Colts in the regular season finale to reach the playoffs for the 20th time in team history and the 5th time in 6 seasons under Dennis Green. The Vikings went on the road and came back from 16 points down to defeat the NY Giants 23-22 at the Meadowlands on Dec. 27, 1997. It was the biggest comeback win in team playoff history and the 5th biggest postseason comeback in NFL history. The following week the Vikings lost, 38-22, to the San Francisco 49ers at 3Com Park in the Divisional Playoffs on Jan. 3, 1998.

KRAUSE ENSHRINED – On Aug. 1, 1998, Paul Krause was inducted into the Pro Football Hall of Fame. Krause played free safety with the Vikings from 1968-79 and the Redskins from 1964-67. He holds the NFL record for career interceptions with 81. Krause was selected to 8 Pro Bowls in his 15-year career.

BOARD AGREES TO SELL – On July 3, 1998, The Minnesota Vikings 10 owners voted unanimously to accept the bid of Texas businessman B.J. "Red" McCombs to purchase the Vikings.

NFL APPROVES MCCOMBS – On July 28, 1998, the NFL owners unanimously approved Red McCombs' purchase of the Vikings, finalizing the change of ownership from the 10 previous owners to sole ownership by McCombs.

GREEN CONTRACT EXTENDED – Head Coach Dennis Green received a 3-year contract extension on September 5, the day before the 1998 opener vs. Tampa Bay.

VIKINGS 15 WINS BEST IN TEAM HISTORY – The Vikings won their 15th NFC Central Division title in 1998 and became only the 3rd team in NFL history to go 15-1 through the regular season with their 26-16 win at Tennessee in the regular season finale. The Vikings also established a new NFL scoring record with 556 points, breaking the mark of 541 set by the 1983 Redskins.

SIXTH NFC CHAMPIONSHIP GAME – The Vikings hosted Atlanta in the 6th NFC Championship game in franchise history with a berth in Super Bowl XXXIII on the line. The teams played to a 27-27 deadlock during regulation, forcing the game into overtime where the Falcons claimed a 30-27 win. It was the first NFC Championship game played in the Metrodome.

22ND PLAYOFF APPEARANCE – The Vikings turned their 1999 season around, winning eight of the final 10 games to finish 10-6 and host a 1st-round playoff game vs. Dallas. Robert Smith set a team post-season record with 140 rushing yards in the 27-10 win over the Cowboys. The Vikings fell 49-37 to eventual Super Bowl XXXIV champion St. Louis in the Divisional Round at the TWA Dome.

CARTER NAMED MAN OF THE YEAR – Cris Carter was honored as the first recipient of the Walter Payton NFL Man of the Year Award for civic involvement, charity work and displaying high character on January 29, 2000, in a ceremony during Super Bowl week in Atlanta. The award was re-named after Payton, a Hall of Fame running back who died in 1999.

SMITH BREAKS TEAM RUSHING RECORD – Robert Smith surpassed Chuck Foreman's 20-year-old career rushing record in the team's 28-16 win at Chicago (00/15/00). Smith ended his career with 6,818 yards. He also established a new team record with 1,521 rushing yards on the season and held the team record with 29 career 100-yard games at the time of his retirement.

40TH ANNIVERSARY TEAM ANNOUNCED – The Vikings celebrated their 40th season of NFL football in 2000, highlighted by a luncheon on November 30 to introduce the Vikings 40th Anniversary Team. That night the Vikings topped Detroit 24-17 and Cris Carter caught his 1,000th pass on a 4-yard TD from Daunte Culpepper. Carter was only the 2nd player in NFL history to record 1,000 career receptions.

16TH DIVISION TITLE – The Vikings overcame every critic's expectations in 2000 to post an 11-5 regular season record, win the franchise's 16th NFC Central title and made the 23rd playoff appearance in team history, ending in the 7th NFC Championship game at Giants Stadium.

YARY ENSHRINED – On August 4, 2001, Ron Yary was enshrined in the Pro Football Hall of



Orlando Thomas (42) and the Vikings defense was opportunistic in forcing turnovers under Dennis Green.

Fame. Vary played 14 seasons with Minnesota and played in 4 Super Bowls and 7 Pro Bowls during his career.

TICE REPLACES GREEN – On January 4, 2002, Mike Tice replaced Dennis Green on the sideline for the Vikings. Tice coached the 2001 regular season finale at Baltimore. Green assembled a 97-62 regular season record at the helm of the Vikings. Green led the team to 4 NFC Central Division titles and twice played in the NFC Championship game.

TICE NAMED HEAD COACH – On January 10, 2002 Mike Tice was named the 6th Head Coach in Vikings history. Tice is the 3rd of the 6 Vikings Head Coaches to be promoted from within the team's coaching ranks but is the 1st Head Coach to have played for the Vikings.

NFL RE-ALIGNs – The 2002 season marked the re-alignment of the NFL as the League expanded to 32 teams when the Houston Texans joined as an expansion franchise. The NFL re-aligned into 8 divisions of 4 teams each. The Vikings moved into the newly-formed NFC North after years in the NFC Central.

VIKINGS LEAD NFL IN RUSHING – The 2002 Vikings led the NFL in rushing for the first time in team history with 2,507 yards for the season, an average of 156.7 yards per game. The team also established an NFL mark by becoming the 1st team to make a successful 2-point conversion to win a game when Daunte Culpepper scored on a 2-point run with :05 remaining in the game to give the Vikings a 32-31 win at New Orleans on December 15, 2002. Culpepper proved to be a dangerous runner himself in 2002, setting team records for attempts (106), yards (609) and rushing TDs (10) by a QB.

VIKINGS OFFENSE RANKS #1 – The 2003 Vikings became the 1st squad in franchise history to finish the season with the #1 ranked offense in the NFL, averaging 393.4 yards per game and scoring an average of 26.0 points per game.

ELLER ENSHRINED – On August 8, 2004, Carl Eller was enshrined in the Pro Football Hall of Fame. Eller, the Vikings career sacks leader, was a member of the vaunted Purple People Eaters defense.

WILF FAMILY TAKES OWNERSHIP – An investment group led by brothers Zygmunt and Mark Wilf were unanimously approved as the new owners of the Vikings by their fellow NFL owners on May 25, 2005. The Wilfs, owners of a real estate development company in New Jersey, took ownership in mid-June from former owner Red McCombs, who had owned the club since 1998. Joining the Wilfs ownership group is cousin Leonard Wilf, Reggie Fowler, David Mandelbaum and Alan Lands.

CHILDRESS TAKES THE HELM – The Vikings named Brad Childress the 7th head coach in

the history of the franchise on January 6, 2005. Childress comes to the Vikings after seven seasons with the Philadelphia Eagles, spending the 2002-05 seasons as offensive coordinator.

VIKINGS UNVEIL NEW UNIFORMS – The franchise made the most dramatic change to its uniforms in the history of the team during the 2006 offseason. The team unveiled the new uniforms before an enthusiastic crowd at Mall of America on April 27, 2006.

VIKINGS SEND 4 LINEMEN TO PRO BOWL

The 2006 Vikings strong play along the defensive and offensive lines was recognized league-wide as C Matt Birk, G Steve Hutchinson, DT Kevin Williams and DT Pat Williams all earned Pro Bowl honors.

ROOKIE RUNS TO RECORDS – In only his 5th NFL game, rookie RB Adrian Peterson broke the team record for rushing yards in a game with 224 at Chicago (10/14/07). Three weeks later he topped that by setting the NFL single-game rushing record with 296 yards vs. San Diego (11/4/07). He went on to lead the NFC in rushing with 1,341 yards, was named All-Pro, NFL Offensive Rookie of the Year, started in the Pro Bowl and took home game MVP honors.

SOLID 7 EARN PRO BOWL TRIPS – The Vikings sent 7 players to Hawaii for the Pro Bowl, the most to earn the honor since the 2000 season. The team was represented by C Matt Birk, G Steve Hutchinson, S Darren Sharper, FB Tony Richardson, DT Kevin Williams, DT Pat Williams and RB Adrian Peterson.

BLACKBUSTER TRADE LANS ALLEN – The Vikings struck a deal with Kansas City to trade 2007 NFL sack leader DE Jared Allen to the club for the Vikings 1st-round (#17) pick in the 2008 Draft, a pair of 3rd-round picks in 2008 and a swap of 6th-round choices.

ZIMMERMAN ENSHRINED – On Aug. 2, 2008, T Gary Zimmerman was inducted into the Pro Football Hall of Fame. Zimmerman started all 108 games he played for the Vikings.

VIKINGS CLAIM FIRST NFC NORTH TITLE – The Vikings rattled off 9 wins in their last 12 games of 2008 to capture their first division title since 2000 and the team's 1st NFC North Championship since the NFC Central was realigned in 2002.

PETERSON LEADS NFL IN RUSHING – Second-year RB Adrian Peterson set a team record with 1,760 yards rushing to become the 1st-ever Viking to lead the NFL in rushing. Peterson broke the 100-yard barrier 10 times during the season.

RUSHING DEFENSE DYNASTY – The Vikings became the first defense since the 1970 merger to rank No. 1 in the NFL against the run for 3 straight years. Minnesota gave up just 76.9 yards per game to lead the league.

VIKINGS LOSE FOUNDING FATHER – One of the Vikings original stockholders and most-ardent supporters, Don McNeely passed away in March of 2009. In addition to his role in helping build the Vikings tradition, McNeely was revered as one of Minnesota's great philanthropists. McNeely was an ardent supporter of the arts and also donated large gifts to the Minnesota State Fair, St. John's University, the Warner Natatorium Center and the Como Conservatory.

McDANIEL ENSHRINED – C Randall McDaniel was inducted in the Pro Football Hall of Fame on August 8, 2009. McDaniel started 12 consecutive Pro Bowls (1989-2000), 202 consecutive games and missed only 2 games his entire career after being a 1st-round pick by the Vikings in 1988.

FAVRE SIGNS WITH VIKINGS – A long-time nemesis, Brett Favre signed with the Vikings on August 18, 2009. Favre went on to have the best statistical season of his career, throwing for 4,202 yards, 33 TDs and 7 INTs with a 107.2 passer rating, while also setting the NFL record for consecutive games started, a mark formerly held by Vikings legend Jim Marshall.

BACK-TO-BACK DIVISION TITLES – The Vikings finished the regular season with a 12-4 mark to capture its 2nd consecutive NFC North title. It marked the first time Minnesota achieved the feat since 1977-78.

HARVIN NAMED ROOKIE OF THE YEAR – Rookie WR/KR Percy Harvin burst on the scene and earned Associated Press Offensive Rookie of the Year and was also named Pro Football Weekly/PFWA Offensive Rookie of the Year and Pepsi NFL Rookie of the Year. Harvin set team records with 2,081 all-purpose yards and 2 TDs on kick



The Vikings 2009 season was one of the most memorable in team history. The advanced to the NFC title game at New Orleans and featured 10 players who earned Pro Bowl honors. L-R: Bryant McKinnie, Steve Hutchinson, Brett Favre, Adrian Peterson, Jared Allen, Heath Farwell, Kevin Williams, Percy Harvin and Sidney Rice. Not pictured, Antoine Winfield.

returns, while sharing the NFL rookie lead with 60 receptions for 790 yards. He earned a Pro Bowl berth as a return man.

VIKINGS EARN PRO BOWL BERTHS – The Vikings led the NFL and tied a team record with 10 players earning Pro Bowl honors. The unit featured 4 players who made their 1st Pro Bowl: Heath Farwell, Bryant McKinnie, Sidney Rice and Percy Harvin. They were joined by Brett Favre, Steve Hutchinson, Adrian Peterson, Jared Allen, Kevin Williams and Antoine Winfield.

EIGHTH NFC CHAMPIONSHIP GAME – The Vikings traveled to New Orleans in the 8th NFC Championship game in franchise history for a chance to play in Super Bowl XLIV in South Florida. The teams played to a 28-28 tie in regulation, forcing the game into OT where the Saints hit a 40-yard FG in the extra period to claim a 31-28 victory.

RANDLE ENSHRINED – DT John Randle was inducted into the Pro Football Hall of Fame on August 7, 2010 following a 14-year career, including 11 years as a Vikings (1990-2000). He was named to NFL Team of the Decade for the 1990s and led or tied for the team lead in sacks 9 times in his 11 Vikings seasons.

FRAZIER REPLACES CHILDRESS – Defensive Coordinator/Asst. Head Coach Leslie Frazier took over coaching the team after 10 games in 2010 when Brad Childress was replaced. Frazier won his 1st game as Interim Head Coach on 11/28/10 at Washington.

ROOF COLLAPSE CAUSES CHAOTIC 2010 – Heavy snows and inclement weather caused the Metrodome roof to collapse in the early morning hours of December 12, 2010, forcing the final 2 home games of the 2010 season to be moved from the facility. The Vikings played host to the NY Giants in Detroit at Ford Field on 12/13 and the club's final home game was played at the University of Minnesota's TCF Bank Stadium, a Monday Night Football contest against Chicago on 12/20. The team had a road game against Philadelphia postponed due to weather from Sunday night, 12/26, to Tuesday night, 12/28.

50 GREATEST VIKINGS CAPS 50TH SEASON – Vikings legends reunited for a celebration of the storied history of the Vikings' franchise during a weekend of activities leading up to the Monday Night Football game versus Chicago on December 20, 2010. The team unveiled the 50 greatest Vikings and they were introduced to fans at halftime of the snowy game at TCF Bank Stadium. The snowy atmosphere was fitting and marked the first outdoor home game for the Vikings since the 1981 Met Stadium finale on 12/20/81, 30 years to the day.

FRAZIER NAMED HEAD COACH – After serving as Interim Head Coach for the final 6 games of the 2010 season, Leslie Frazier was named the Head Coach on Monday, January 3, 2011, the day after the 2010 regular season finale. Frazier posted a 3-3 mark in the interim role.

MADIEU WILLIAMS NAMED NFL MAN OF THE YEAR – On Feb. 6, 2011 Vikings 5 Madieu Williams became only the 2nd Vikings player, joining Kris Carter, to earn Walter Payton Man of the Year honors from the NFL.

ALLEN BREAKS TEAM SACK RECORD – DE Jared Allen had one of the best seasons for a pass rusher in NFL history in 2011. Recording 22.0 sacks, Allen broke Chris Doleman's team record of 21.0 sacks in a season and fell just .5 sack short of the NFL's single-season sack record.

SPIELMAN NAMED GENERAL MANAGER – On January 3, 2012, Rick Spielman was named the team's General Manager. He had previously been the Vikings Vice President of Player Personnel from 2006-2011.

DOLEMAN ENSHRINED – DE Chris Doleman was inducted into the Pro Football Hall of Fame on Aug. 3, 2012 following a 15-year career, including 10 as a Viking. His 150.5 sacks was 4th all-time in the NFL at the time of his retirement.

NEW STADIUM DEAL APPROVED – In May 2012, a bill for a new Minnesota Vikings stadium was passed through the Minnesota legislature and signed by Governor Mark Dayton. Funded by the Vikings, the State of Minnesota, and the City of Minneapolis, the new stadium will be located on the current Metrodome site. Ground was broke for the stadium in December of 2013.

PETERSON POSTS EPIC SEASON – Adrian Peterson had a season for the ages, coming back from a severe knee injury at the end of 2012 to set a franchise record and post the 2nd-best rushing season in NFL history with 2,097 yards. Peterson broke Robert Smith's Vikings career rushing mark in the 1st game of the season. Peterson went on to become only the 3rd Vikings player to earn Associated Press MVP honors for his efforts along with AP Offensive Player of the Year, 1st-Term All-Pro and Pro Bowl honors.

TURNAROUND EARNS PLAYOFF BERTH – The Vikings rebounded from a 3-13 mark in 2012 to go 10-6 and earn a Wild Card Playoff berth in 2013, the biggest single-season win improvement in team history at +7.

CARTER ENSHRINED – WR Cris Carter was inducted into the Pro Football Hall of Fame on Aug. 4, 2013. Carter holds the Vikings career receptions, yards and TDs records. Carter was a 4-time All-Pro and 8-time Pro Bowler during his 16 NFL seasons.

VIKINGS HOST REGULAR SEASON HOME GAME IN LONDON – The Vikings played the 1st regular season game in franchise history outside of the United States in a 34-27 win over Pittsburgh at London's Wembley Stadium in the International Series on September 29, 2013. The Vikings had previously played a preseason game at Wembley in 1983 against the St. Louis Cardinals.

ROOKIE CORDARRELLE PATTERSON SETS UNBREAKABLE RECORD – In only his 7th career game, rookie WR/KR Cordarrelle Patterson tied an NFL record for the longest play in league history and set the mark for longest KO return with his 109-yard TD vs. Green Bay on Oct 27, 2013. The only other 109-yard play came in 2007 against the Vikings at Mall of America Field when Antonio Carmarite returned a Vikings missed FG 109 yards for a score.

GROUNDBREAKING ON NEW STADIUM – Vikings ownership and management, state leaders and elected officials joined together to officially break ground on the new stadium building project on December 3, 2013.

ALL MALL OF AMERICA FIELD TEAM – Fan voting on Vikings.com selected a 27-member team and head coach of Vikings alumni that played most of their careers with the club at Mall of America Field at HHM Metrodome.

LAST GAME IN THE DOME – After calling Mall of America Field at HHM Metrodome home for 32 seasons, the Vikings played the final game in the stadium in the 2013 season finale. Minnesota topped Detroit 14-13 to send the stadium out on a winning note.

ZIMMER HIRED AS 9TH COACH IN TEAM HISTORY

— Cincinnati Bengals defensive coordinator Mike Zimmer was hired as the 9th coach in Vikings history on January 15, 2014. The veteran defensive coach comes to Minnesota with 20 seasons of NFL experience under his belt and a Super Bowl victory with Dallas.

MINNESOTA AWARDED SUPER BOWL LII AT NEW STADIUM IN 2018

— Minnesota's bid for Super Bowl LII was successful when selected on May 20, 2014 as the host community for the world-renowned event. The game itself will be played at the New Minnesota Stadium but the entire greater Twin Cities metro area will accommodate the week-long festivities.

VIKINGS RETURN TO OUTDOOR FOOTBALL — On August 8, 2014 in a preseason game vs. Oakland, the Vikings returned to the elements playing home games outdoors for the first time since 1981 for 2 seasons at TCF Bank Stadium on the campus of the University of Minnesota while U.S. Bank Stadium was being constructed.

ZIMMER ERA BEGINS WITH WIN — On September 7, 2014, Head Coach Mike Zimmer won his first game in dominating fashion beating the St. Louis Rams 34-6 on the road in the season opener.

BUD GRANT WAY UNVEILED — At an unveiling ceremony on December 1, 2014, the Vikings and the city of Minneapolis honored former Head Coach Bud Grant with a street named in his honor outside of the new Minnesota Stadium.

TINGELHOFF ENSHRINED — C. Mick Tingelhoff was inducted into the Pro Football Hall of Fame on August 8, 2015. Tingelhoff played in 240 consecutive games and didn't miss a game in his 17-year career. Tingelhoff was a 7-time All-League selection and was named to 6 consecutive Pro Bowls. As a part of Tingelhoff's enshrinement, the Vikings played the Steelers in the Hall of Fame Game on August 9, the 4th time the Vikings have participated in the Hall of Fame Game.

ZIMMER CAPTURES 1ST NFC NORTH TITLE

— The Vikings closed the 2015 regular season with 3 straight wins, including a 20-13 victory over the Packers at Lambeau Field in the finale on Jan. 3, 2016. The road win secured Minnesota's 1st NFC North title since 2009 and 1st playoff appearance since 2012.

ADRIAN PETERSON WINS RUSHING TITLE

— For the 3rd time in his career, Adrian Peterson leads the NFL in rushing yards running for 1,485 yards in 2015.

COLDEST GAME IN FRANCHISE HISTORY

— The Vikings hosted the Seattle Seahawks on Jan. 10, 2016, in the Wildcard Round of the playoffs in the coldest game in franchise history. The temperature at kickoff was minus-6 degrees Fahrenheit with a wind chill of negative 25 with a capacity crowd at TCF Bank Stadium in the last outdoor game played in Minnesota.

U.S. BANK STADIUM OPENS — Erected at the site of the Metrodome, U.S. Bank Stadium opened its doors in July 2016. Luke Bryan and

Metallica concerts and an international soccer match between Chelsea and AC Milan were the opening events in the new stadium.

BREAKING GROUND IN EAGAN — The Vikings broke ground on their new training facility—the Twin Cities Orthopedics Performance Center—in Eagan on August 2. The facility will open in spring 2018 as the Vikings headquarters for football and business operations.

U.S. BANK STADIUM OPENS FOR PLAY — The Vikings hosted the San Diego Chargers in a preseason contest played on Aug. 28, 2016 and the Green Bay Packers in the first regular season game at U.S. Bank Stadium in a primetime game on Sunday Night Football on Sept. 18, 2016, a 17-14 Vikings win to kick off the home slate. Kyle Rudolph scored the 1st Vikings TD on a pass from Sam Bradford.

NINTH NFC CHAMPIONSHIP GAME BERTH

— The Vikings overcame key injuries early in the season to notch a 13-3 regular season and advance to the NFC Championship Game, earning the 2nd NFC North title and 2nd playoff berth in head coach Mike Zimmer's 4 seasons. The Vikings hosted New Orleans for an NFC Divisional Round playoff, the 1st playoff game at U.S. Bank Stadium.

MINNESOTA HOSTS SUPER BOWL LII — The state hosted the Super Bowl for the 2nd time, 26 years after playing host to Super Bowl XXVI at the Metrodome. Philadelphia topped New England 41-33 to claim the Lombardi Trophy. Justin Timberlake performed at halftime and Pink sang the national anthem.

TWIN CITIES ORTHOPEDICS PERFORMANCE CENTER OPENS

— State of the art TCO Performance Center opened as the new daily home of the Minnesota Vikings in Eagan. The facility features 4 outdoor practice fields, an indoor field and TCO Stadium field. The facility opened for business on March 5, 2018 and houses all football and business functions for the team.

COUSINS SIGNS AS TOP FREE AGENT

— The Vikings signed coveted free agent QB Kirk Cousins to a blockbuster deal on the first day of free agency in 2018, luring the former Washington signal-caller to take the helm of the Vikings offense.

VIKINGS MUSEUM OPENS — As part of the TCO Performance Center complex, the team opened the Minnesota Vikings Museum, an interactive look at the history of the team.

NEW TRAINING CAMP TRADITION — The Vikings spent the 2018 training camp at TCO Performance Center, a first for the club after holding training camps on-campus at Bemidji (1961-65) and Mankato (1966-2017).

MOSS ENSHRINED — WR Randy Moss was inducted into the Pro Football Hall of Fame on Aug. 4, 2018. Moss was Rookie of the Year in 1998, ranks 2nd in team history for catches, yards and receiving TDs. Earned 3 All-Pro and 5 Pro Bowl honors with the Vikings in 8 seasons.

JORDAN HONORED — TE Steve Jordan was inducted into the Vikings Ring of Honor on Oct. 24,

2019 at halftime of the Thursday Night Football win over Washington at U.S. Bank Stadium. The 3rd-leading receiver in team history, Jordan went to 6 straight Pro Bowls in his career.

UNSETTLED OFFSEASON

— The spring of 2020 was one of the most unprecedented in the history of the nation as the Coronavirus pandemic forced businesses to close, travel to shut down and social distancing became the norm. The Vikings were unable to hold a normal offseason with players and coaches working on-site. The 2020 Draft was done remotely and the club's offseason meetings were done by video conference.

SOCIAL JUSTICE AWARENESS RISES

— The aftermath of George Floyd's death in Minneapolis led to protests in the Twin Cities and across the world calling for reform and renewed emphasis on social justice. The Vikings leaned on their player-led Social Justice Committee and support from ownership to help navigate the emotional times. The team announced a \$5 million donation from the Wiif family for social justice initiatives in Minnesota and across the country and a scholarship funded in Floyd's name for African American students going on to post-secondary education.

HUTCHINSON INDUCTED

— G. Steve Hutchinson was slated for induction into the Pro Football Hall of Fame on August 8, 2020 but ceremonies were postponed until 2021. Hutchinson played for the Vikings 2006-11, helping Adrian Peterson set the NFL record with 296 rushing yards against San Diego in 2007. Hutchinson was a 7-time AP All-Pro honoree, was selected to the 2000's Team of the Decade and he blocked for a 1,000-yard rusher in 11 of his 12 NFL seasons.

COVID19 ALTERS PLANS

— The 2020 NFL off-season program became a virtual experience with meetings taking place remotely. The preseason was cancelled and crowds for home games were eliminated or severely limited. The Vikings opened their 60th season of play to an empty U.S. Bank Stadium when hosting Green Bay in the season opener.



U.S. Bank Stadium's state-of-the-art features have attracted top national events. The stadium hosted Super Bowl LII 2018, the X Games for several years and the NCAA Men's Final Four in 2019..

VIKINGS COACHING HISTORY

Years	Head Coach	Total Games	Regular Season (%)	Playoffs (%)	Overall (%)
1961-66	Norm Van Brocklin	84	29-51-4 (.369)	0-0-0 (.000)	29-51-4 (.369)
1967-83 '85	Bud Grant	281	158-96-5 (.620)	10-12-0 (.454)	168-108-5 (.607)
1984	Les Steckel	16	3-13-0 (.188)	0-0-0 (.000)	3-13-0 (.188)
1986-91	Jerry Burns	101	52-43-0 (.547)	3-3-0 (.500)	55-46-0 (.544)
1992-2001	Dennis Green	171	97-62-0 (.610)	4-8-0 (.250)	101-70-0 (.591)
2001-05	Mike Tice	67	32-33-0 (.492)	1-1-0 (.500)	33-34-0 (.493)
2006-10	Brad Childress	77	39-35-0 (.527)	1-2-0 (.333)	40-37-0 (.519)
2010-13	Leslie Frazier	55	21-32-1 (.398)	0-1-0 (.000)	21-33-1 (.391)
2014	Mike Zimmer	114	63-45-1 (.587)	2-3-0 (.400)	65-48-1 (.579)
Total		967	494-411-11 (.545)	21-30-0 (.412)	515-440-11 (.539)



Norm Van Brocklin



Bud Grant



Les Steckel



Jerry Burns



Dennis Green



Mike Tice



Brad Childress



Leslie Frazier



Mike Zimmer

Norm Van Brocklin - Named Vikings Head Coach on January 18, 1961...The former quarterback had retired from the NFL following the

1960 season after 12 professional seasons with the Los Angeles Rams (1949-57) and Philadelphia Eagles (1958-60)... "The Dutchman" led the Eagles to the NFL crown in 1960 and was the League MVP... Set an NFL record with 554 passing yards in the 1951 season opener... Threw for 23,611 yards and 173 TDs in his NFL career and played in 10 Pro Bowls... Inducted into the Pro Football Hall of Fame in 1971... Coached 84 games with the Vikings with a 29-51-4 record... Went on to coach the Atlanta Falcons from 1968-73... Born March 15, 1926, in Eagle Butte, SD... Died May 2, 1983... Attended the University of Oregon where he was an All-American.

Bud Grant - Named Vikings Head Coach on March 10, 1967... Came to Minnesota following a successful coaching career in the Canadian Football League with the Winnipeg Blue Bombers, leading the team to 4 Grey Cup championships and playing in the game 6 times... Coached the Vikings in 281 total games, retiring after the 1983 season only to be coaxed back to coach the team again in 1985 before retiring for good... Led Vikings to Super Bowl IV, VIII, IX and XI... Won 11 Central Division titles and made 12 appearances in the playoffs... Member of both the CFL and Pro Football Halls of Fame... Inducted into Vikings Ring of Honor in 1998... Born May 20, 1927 in Superior, WI... Resides in Bloomington, MN... An avid outdoorsman who travels the world hunting and fishing.

Les Steckel - Named Head Coach on January 29, 1984... Coached the Vikings for the 1984 season, finishing 3-13... Served as an offensive assistant with the Vikings 1979-83... Came to Minnesota in 1979 after working on the San Francisco 49ers staff... Was the youngest Head Coach in the NFL in 1984 at age 38... Born July 1, 1946, in Whitehall, PA... Began his playing career at Kansas as a walk-on, playing 4 seasons for the Jayhawks as a running back... Worked for Senator Robert Kennedy's campaign as a volunteer following his 1968 graduation... Joined the Marine Corps and served as an Infantry Lieutenant, seeing combat in Vietnam... Left the service in 1972 and began his coaching career at Colorado, working with the Buffaloes from 1972-76, the US Naval Academy in 1977 and the 49ers in 1978.

Jerry Burns - Named Vikings Head Coach on January 6, 1986... Served as Vikings offensive coordinator from 1968-85, guiding the team to 4 Super Bowl berths and 11 Central Division titles... Served as Vikings Head Coach 6 seasons, 1986-91... Coached the team in 101 total games, going 52-43 in the regular season and 3-3 in the playoffs... Led the Vikings to the NFC Championship game in 1987, earning upset wins at New Orleans and San Francisco along the way before falling to the Redskins 17-10 in Washington... Won the NFC Central in 1989... Coached in 6 Super Bowls, 4 as Vikings offensive coordinator and 2 as the Green Bay Packers' defensive backs coach in Super Bowls I and II... Played QB for Michigan on the 1950 Rose Bowl team... Began his coaching career in 1951 at University of Hawaii... Head Coach at the University of Iowa from 1961-65... Inducted into Vikings Ring of Honor in 2005... Born January 24, 1927... Resides in Eden Prairie, MN.

Dennis Green - Named Vikings Head Coach on January 10, 1992... Came to Minnesota after reviving the Stanford University football program, serving as Head Coach from 1989-91, the only Vikings Head Coach to come directly from the college ranks... Coached 171 total games in 10 seasons with the Vikings, leading the team to 4 Central Division titles and the NFC Championship game twice... Vikings made the playoffs 8 of Green's 10 seasons and the 1998 club set the NFL single-season scoring record at 556 points, averaging 34.8 points per game... An advocate of community involvement, Green initiated Community Tuesdays, which had players active in the Twin Cities on their day off, a concept that spread to the entire National Football League... Born February 17, 1949 in Harrisburg, PA... Died July 21, 2016... Named NFL Coach of the Year in 1992 by the Washington Touchdown Club and in 1998 by Sports Illustrated and the Maxwell Club... Inducted into Vikings Ring of Honor in 2018.

Mike Tice - Named Vikings Head Coach on January 10, 2002 after serving as the team's coach for the final regular season game of the 2001 season... Became the 1st Vikings player to go on and serve as Head Coach... Enjoyed a 14-year NFL playing career as a TE, including 1992-93 '95 with the Vikings... Played in 37 career games with Seattle, Washington and Minnesota... Originally signed by Seattle as a rookie free agent QB in 1981... Born February 2, 1959, in Bayshore, NY... Began coaching career with Minnesota Vikings as TE coach in 1996... Coached offensive line from 1997-2001 and added title of Assistant Head Coach in 2001.

Brad Childress - Named Vikings Head Coach on January 6, 2006... Led Vikings to consecutive NFC North titles in 2008-09... Won first game with Vikings over Washington on Monday Night Football... Joined the Vikings after 7 seasons with Philadelphia, working from 2002-05 as the Eagles' offensive coordinator... Helped guide Eagles to Super Bowl XXXIX... Coached at University of Wisconsin from 1991-98... Got first taste of NFL coaching with Indianapolis Colts in 1985... Started coaching career at University of Illinois from 1978-84... Born June 27, 1956 and raised in Aurora, IL.

Leslie Frazier - Named Vikings Head Coach on January 15, 2011 after serving as Interim Head Coach for final 6 games of 2010 season, going 3-3... Finished 21-32-1 as Head Coach in the regular season... Made his 1st and only playoff appearance as Vikings head coach in 2012 after going 10-6... Led the biggest single-season turnaround in team history and finished tied for 3rd in Coach of the Year voting in 2012... Won 1st game as interim coach at Washington (11/28/10)... Vikings Defensive Coordinator 2007-10... Played for Division rival Chicago from 1981-86, starting at CB on Bears Super Bowl XX championship team... Entered NFL as assistant coach with Philadelphia in 1999... Began coaching career in 1988 at tiny Trinity College in suburban Chicago, starting the football program from the ground up as the 1st coach in program history... Part of Super Bowl winner with Chicago as a player and Indianapolis as an assistant coach... Born April 3, 1959 in Columbus, MS.

Mike Zimmer - Named Vikings Head Coach on January 15, 2014... Posted 59 wins, including playoffs, in his opening 7 seasons as head coach, advancing to 2017 NFC Championship Game after a 13-3 regular season... Earned 2015 and 2017 NFC North Division titles and has led team to 5 playoff games... Vikings ranked #1 in NFL total defense in 2017... Served as a defensive coordinator for the previous 14 seasons for Cincinnati (2008-13), Atlanta (2007) and Dallas (2000-06)... Has been a part of 13 playoff teams in his NFL tenure and teams that have won 9 Division titles... Coached Cowboys DBs when team won Super Bowl XXX over Pittsburgh... Had a top-7 defense 4 of his final 5 seasons with Cincinnati... Before moving to the NFL ranks with Dallas in 1994 he spent 15 seasons coaching at the collegiate level where he spent his final 5 seasons as defensive coordinator at Washington State from 1989-93... Was at Weber State from 1981-88 serving as defensive coordinator from 1983-88... Entered the coaching profession at Missouri where he served as an assistant from 1979-80... Played QB and then later LB at Illinois State... Has 3 children, son Adam and daughters Corri and Marki. Adam serves as the Vikings LBs coach. Wife, Vikki, passed in 2009... Born June 5, 1956 in Peoria, IL.

VIKINGS ALL-TIME COACHING STAFFS

HEAD COACH

YEARS

Norm Van Brocklin 1961-66

Walt Yowarsky, Darrel Brewster (1961-63), Harry Gilmer (1961-64), Stan West (1961-63), Tom McCormick (1963-66), Marion Campbell (1964-66), Lew Carpenter (1964-66), Jack Faulkner (1965), Jim Carr (1966).

Bud Grant 1967-83

Buster Mertes, John Michels, Jim Carr (1967-68, 1978-81), Bob Holloway 1967-70, '78-83, Jerry Burns (1968-83), Neill Armstrong (1969-77), Jack Patera (1969-75), Jocko Nelson (1971-78), Buddy Ryan (1976-77), Murray Warmath (1978-79), Floyd Reese (1979-83), Les Steckel (1979-83), Tom Cecchini (1980-83), Jed Hughes (1982-83).

Les Steckel 1984

Tom Batta, Raymond Berry, Bud Bjornaraa, Dean Brittenham, Jerry Burns, Ross Fichtner, Bob Holloway, Bob Leahy, Buster Mertes, John Michels, Dan Radakovich, Floyd Reese, Dick Rehbein, Mike Sweatman.

Bud Grant 1985

Tom Batta, Jerry Burns, Pete Carroll, Bob Holloway, John Michels, Floyd Reese, Dick Rehbein, Marc Trestman, Paul Wiggins.

Jerry Burns 1986-91

Tom Batta, John Michels, Dick Rehbein, Paul Wiggins, Pete Carroll (1986-89), Bob Holloway (1986), Monte Kiffin (1986-89, '91), Floyd Peters (1986-90), Bob Schneller (1986-90), Marc Trestman (1986, '89-91), John Brunner (1987-91), Rollie Dotsch (1987), Jerry Brown (1988-91), Maxie Baughan (1989-91), Tom Moore (1989-91).

Dennis Green 1992-2001 (Mike Tice coached last game of 2001)

Richard Solomon (1992-01), Steve Wetzel (1992-01), Tom Batta (1992-93), Jack Burns (1992-93), Brian Billick (1992-98), Tony Dungy (1992-95), Monte Kiffin (1992-94), John Michels (1992-93), Tom Moore (1992-93), Willie Shaw (1992-93, 2001), John Teerlinck (1992-94), Tyrone Willingham (1992-94), Mike Wolf (1992-94), Chris Foerster (1993-95), Carl Hargrave (1994-2001), Foge Fazio (1995-99), John Leva (1995-97), Chip Myers (1995-98), Ray Sherman (1995-97, '99), Jeff Friday (1996-98), Tom Olivadotti (1996-99), Mike Tice (1996-2001), Dave Atkins (1997-99), Wade Harman (1997-98), Hubbard Alexander (1998-99), Andre Patterson (1998-99), Dean Dalton (1999-2001), John Kasper (1999), John Tice (1999-2001), Alex Wood (1999-2001), Charlie Baggett (2000-01), John Fontes (2000), Chuck Knox, Jr. (2000-01), Daryl Lawrence (2000-01), Sherman Lewis (2000-01), Emmitt Thomas (2000-01), Fred von Appen (2000), Brian Baker (2001), Gary Zauner (1994-01), Trent Walters (1994-01), Keith Rowen (1994-96), Jerry Rhome (1994), Mark Asanovich (1995).

Mike Tice 2002-05

Charlie Baggett (2002-04), Brian Baker (2002-05), Pete Bercich (2002-05), Ted Cottrell (2004-05), Dean Dalton (2002-05), Mark Ellis (2004-05), Jay Hayes (2002), Chuck Knox, Jr. (2002-05), Daryl Lawrence (2002-03), Scott Linehan (2002-04), Steve Loney (2002-05), George O'Leary (2002-03), Jim Panagos (2002-05), Willie Shaw (2002-03), John Tice (2002-05), Steve Wetzel (2002-03), Alex Wood (2002), Randy Hanson (2003-05), Kevin Ross (2003-05), Kurtis Shultz (2004-05), Rusty Tillman (2003-05), Wes Chandler (2005), Foge Fazio (2005), Rich Olson (2005), Jerry Rhome (2005).

Brad Childress, Leslie Frazier 2006-10 (Frazier coached last 6 games of 2010)

Juney Barnett (2006-10), Darrell Bevell (2006-10), Eric Beniemy (2006-10), Brendan Daly (2006-08), Karl Dunbar (2006-10), Paul Ferraro (2006-08), Ryan Ficken (2007-10), Leslie Frazier (2007-10), Jason Glenn (2009), Jim Hueber (2006-10), Jeff Imamura (2006-10), Jimmie Johnson (2006-10), Tom Kanavy (2006-10), Derek Mason (2007-09), Clay Matchett (2006), Pat Morris (2006-10), Brian Murphy (2006-10), Chad O'Shea (2006-08), Fred Pagac (2006-10), Dennis Polian (2009-10), Diron Reynolds (2009-10), Kevin Rogers (2006-10), Matt Sheldon (2010), Ryan Silverfield (2008-10), Kevin Stefanski (2006-10), George Stewart (2007-10), Martin Streight (2006-10), Mike Tomlin (2006), Chris White (2009-10), Joe Woods (2006-10), Darrell Wyatt (2006).

Leslie Frazier 2011-13

Juney Barnett (2011), Brendan Daly (2012-13), Jeff Davidson (2011-13), Karl Dunbar (2011), Ryan Ficken (2011-13), Jeff Howard (2013), Jeff Imamura (2011-13), Craig Johnson (2011-13), Jimmie Johnson (2011-13), Tom Kanavy (2011-13), Clint Kubiak (2013), Aaron McClaurin (2012-13), Bill Musgrave (2011-13), Fred Pagac (2011-13), Mike Priefer (2011-13), Diron Reynolds (2011-13), James Saxon (2011-13), Matt Sheldon (2011), Ryan Silverfield (2011-13), Mike Singletary (2011-13), Kevin Stefanski (2011-13), George Stewart (2011-13), Martin Streight (2011-13), Cameron Turner (2011-12), Chris White (2011-12), Alan Williams (2012-13), Joe Woods (2011-13).

Mike Zimmer 2014-20

Imarjaye Albury (2020-), Robb Akey (2014), Roy Anderson (2020-), Clancy Barone (2017-18), Dom Capers (2020-), Jeff Davidson (2014-15), John DeFilippo (2018), Rick Dennison (2019-), Todd Downing (2018), George Edwards (2014-19), Ryan Ficken (2014-), Hank Fraley (2014-16), Jonathan Gannon (2014-17), Jerry Gray (2014-19), Darrell Hazell (2017-18), Ellis Hill (2018), Jeff Howard (2014-19), Jeff Hurd (2014-16), Andrew Janocko (2015-), Christian Jones (2019-), Daronte Jones (2020-), Derik Keyes (2017-), Gary Kubiak (2019-), Clint Kubiak (2014, '19-), Reshard Langford (2017), Chaz Mahle (2015-), Marwan Maalouf (2019-), Evan Marcus (2014-15), Terence Newman (2018), Brian Pariani (2019-), A.C. Patterson (2019-), Andre Patterson (2014-), Drew Petzing (2014-19), Kennedy Polamalu (2017-), Mike Priefer (2014-18), Nick Rallis (2018-), Phil Rauscher (2020-), Robert Rodriguez (2015-19), Brent Salazar (2016), Pat Shurmur (2016-17), Tony Sparano (2016-17), Kevin Stefanski (2014-19), George Stewart (2014-16), Norv Turner (2014-16), Scott Turner (2014-16), Mark Uweyama (2017-), Kirby Wilson (2014-15), Adam Zimmer (2014-).



The Vikings have had a pair of coaches honored with the Pro Football Weekly/Pro Football Writers of America Assistant Coach of the Year. Both were offensive coordinators for Vikings clubs that went to the NFC Championship game - Brian Billick (1998) and Pat Shurmur (2017).

VIKINGS ALL-TIME ASSISTANT COACHES ROSTER

Albury, Imarjaye, 2020-
Akey, Robb, 2014
Alexander, Hubbard, 1998-99
Anderson, Roy, 2020-
Armstrong, Neill, 1969-77
Atkins, Dave, 1997-99
Asanovich, Mark, 1995
Baggett, Charlie, 2000-04
Baker, Brian, 2001-03
Barnett, June, 2006-11
Barone, Clancy, 2017-18
Batta, Tom, 1984-93
Baughan, Maxie, 1989-91
Bercich, Pete, 2002-05
Berry, Raymond, 1984
Bevell, Darrell, 2006-10
Bieniemy, Eric, 2006-10
Billick, Brian, 1992-98
Bjornaraa, Bud, 1984
Brewster, Darrel, 1961-63
Brittenham, Dean, 1984
Brown, Jerry, 1988-91
Brunner, John, 1987-91
Burns, Jerry, 1968-85
Burns, Jack, 1992-93
Campbell, Marion, 1964-66
Capers, Dom, 2020-
Carpenter, Lew, 1964-66
Carr, Jim, 1966-68; 1978-81
Carroll, Pete, 1985-89
Cecchini, Tom, 1980-83
Cottrell, Ted, 2004-05
Dalton, Dean, 1999-2005
Daly, Brendan, 2006-08; '12-13
Davidson, Jeff, 2011-15
DeFilippo, John, 2018
Dennison, Rick, 2019-
Dotsch, Rollie, 1987
Downing, Todd, 2018
Dunbar, Karl, 2006-11
Dungy, Tony, 1992-95
Edwards, George, 2014-19
Ellis, Mark, 2004-05
Faulkner, Jack, 1965
Fazio, Foge, 1995-99, 2005

Ferraro, Paul, 2006-08
Fichtner, Ross, 1984
Ficken, Ryan, 2007-
Foerster, Chris, 1993-95
Fontes, John, 2000
Fraleigh, Hank, 2014-16
Frazier, Leslie, 2007-10
Friday, Jeff, 1996-98
Gannon, Jonathan, 2014-17
Gillmer, Harry, 1961-64
Glenn, Jason, 2009
Gray, Jerry, 2014-19
Hargrave, Randy, 2003-05
Harman, Wade, 1994-2001
Harman, Wade, 1997-98
Hayes, Jay, 2002
Hazzell, Darrell, 2017-18
Hill, Ellis, 2018
Hollway, Bob, 1967-70; '78-86
Howard, Jeff, 2013-19
Hueber, Jim, 2006-10
Hughes, Jed, 1982-83
Hurd, Jeff, 2014-16
Imamova, Jeff, 2006-13
Janocko, Andrew, 2015-
Johnson, Craig, 2011-13
Johnson, Jimmie, 2006-13
Jones, Christian, 2019-
Jones, Daronte, 2020-
Kanavy, Tom, 2006-13
Kasper, John, 1999
Keyes, Derik, 2018-
Kiffin, Monte, 1986-89; '91-94
Knox, Jr., Chuck, 2000-05
Kubiak, Gary, 2019-
Kubiak, Clint, 2013-14, '19-
Langford, Reshard, 2017
Lawrence, Daryl, 2000-03
Leahy, Bob, 1984
Levra, John, 1995-97
Lewis, Sherman, 2000-01
Linehan, Scott, 2002-04
Loney, Steve, 2002-05
Maalouf, Marwan, 2019-
Mahle, Chaz, 2015-

Mason, Derek, 2007-09
Marcus, Evan, 2014-15
Matchett, Clay, 2006
McCormick, Tom, 1963-66
McLaurin, Aaron, 2012-13
Mertes, Buster, 1967-84
Michels, John, 1967-93
Moore, Tom, 1989-93
Morris, Pat, 2006-10
Murphy, Brian, 2006-10
Musgrave, Bill, 2011-13
Myers, Chip, 1995-98
Nelson, Jocko, 1991-78
Newman, Terence, 2018
O'Leary, George, 2002-03
O'Shea, Chad, 2006-08
Olivadotti, Tom, 1996-99
Olson, Rich, 2005
Pagac, Fred, 2006-13
Panagos, Jim, 2002-05
Pariani, Brian, 2019-
Patera, Jack, 1969-75
Patterson, A.C., 2019-
Patterson, Andre, 1998-99, 2014-
Peters, Floyd, 1986-90
Petzing, Drew, 2014-19
Polamalu, Kennedy, 2017-
Polian, Dennis, 2009-10
Prier, Mike, 2011-18
Radakovich, Dan, 1984
Rallis, Nick, 2018-
Rauscher, Phil, 2020-
Reese, Floyd, 1979-85
Rehbein, Dick, 1984-91
Reynolds, Diron, 2009-13
Rhyme, Jerry, 1994, 2005
Rodriguez, Robert, 2015-19
Rogers, Kevin, 2006-10
Ross, Kevin, 2003-05
Rowen, Keith, 1994-96
Ryan, Buddy, 1976-77
Salazar, Brent, 2016
Saxon, James, 2011-13
Schneider, Bob, 1986-90
Sheldons, Matt, 2010-11

Shultz, Kurtis, 2004-05
Shurmur, Pat, 2016-17
Shaw, Willie, 1992-93; 2001-02
Sherman, Ray, 1995-97; '99
Silverfield, Ryan, 2008-13
Singletary, Mike, 2011-13
Solomon, Richard, 1992-2001
Sparano, Tony, 2016-17
Steckel, Les, 1979-83
Stefanski, Kevin, 2006-19
Stewart, George, 2007-16
Streight, Martin, 2006-13
Sweetman, Mike, 1984
Teerlinck, John, 1992-94
Thomas, Emmitt, 2000-01
Tice, John, 1999-2005
Tice, Mike, 1996-2001
Tillman, Rusty, 2003-05
Tomlin, Mike, 2006
Trestman, Marc, 1985-86; '89-91
Turner, Cameron, 2011-12
Turner, Norv, 2014-16
Turner, Scott, 2014-16
Ueyama, Mark, 2017-
von Appen, Fred, 2000
Walters, Trent, 1994-2001
Warmath, Murray, 1978-79
White, Chris, 2009-12
West, Stan, 1961-63
Wetzel, Steve, 1992-2003
Wiggin, Paul, 1985-91
Williams, Alan, 2012-13
Willingham, Tyrone, 1992-94
Wilson, Kirby, 2014-15
Wolf, Mike, 1992-94
Wood, Alex, 1999-2002
Woods, Joe, 2006-13
Wyatt, Darrell, 2006
Yowarsky, Walt, 1961-66
Zauner, Gary, 1994-2001
Zimmer, Adam, 2014-



Tony Dungy served on the Vikings staff from 1992-95, moving on to Tampa Bay as Head Coach in 1996. Paul Wiggins coached the Vikings defensive line from 1985-91 before moving into the personnel department where he still works. Bud Grant's staff included future NFL head coaches Jerry Burns (2nd from right) and Buddy Ryan (4th from right).

VIKINGS YEAR-BY-YEAR

(Home Fields: 1961-81 Metropolitan Stadium, 1982-2013 HHH Metrodome, 2014-15 TCF Bank Stadium, 2016-present U.S. Bank Stadium)

ALL-TIME RECORD: REGULAR SEASON 494-411-11 / POST SEASON 21-29 / OVERTIME 25-21-4

1961

Head Coach: Norm Van Brocklin

Preseason (0-5)

8/5	L	13	Dallas at Sioux Falls (4,954)	38
8/18	L	3	at Baltimore Colts (10,203)	13
8/26	L	10	San Fran. at Portland (27,044)	14
9/2	L	7	Chicago at Cedar Rapids (12,500)	30
9/10	L	17	L.A. Rams (27,982)	21

Regular Season (3-11)

Finish: 7th in NFL Western Conference

9/17	W	37	Chicago (32,236)	13
9/24	L	7	at Dallas (12,992)	21
10/1	L	33	at Baltimore Colts (54,259)	34
10/8	L	0	Dallas (33,070)	28
10/15	L	24	San Francisco (34,415)	38
10/22	L	7	Green Bay (42,007)	33
10/29	L	10	at Green Bay (Milw.) (44,112)	28
11/5	L	17	at L.A. Rams (38,594)	31
11/12	W	28	Baltimore Colts (38,010)	20
11/19	L	10	Detroit (32,296)	37
11/26	L	28	at San Francisco (43,905)	38
12/3	W	42	L.A. Rams (30,068)	21
12/10	L	7	at Detroit (42,655)	13
12/17	L	35	at Chicago (34,539)	52
				285
				407

1962

Head Coach: Norm Van Brocklin

Preseason (2-3)

8/11	L	24	San Francisco at Seattle (22,500)	30
8/18	L	24	L.A. Rams at Portland (23,544)	33
8/25	L	21	St. L. Cards at Mpls.-Parade (15,500)	24
9/2	W	24	Baltimore Colts (29,544)	13
9/8	W	45	Dallas at Atlanta (12,500)	26

Regular Season (2-11-1)

Finish: 6th in NFL Western Conference

9/16	L	7	at Green Bay (38,669)	34
9/23	L	7	Baltimore Colts (30,787)	34
9/30	L	7	at San Francisco (38,407)	21
10/7	L	0	Chicago (33,141)	10
10/14	L	21	Green Bay (41,475)	48
10/21	W	38	at L.A. Rams (33,071)	14
10/28	W	31	Philadelphia (30,071)	21
11/4	L	31	at Pittsburgh (14,642)	39
11/11	L	30	at Chicago (46,984)	31
11/18	L	6	Detroit (31,257)	17
11/25	T	24	L.A. Rams (26,728)	24
12/2	L	12	San Francisco (33,076)	35
12/9	L	23	at Detroit (42,256)	37
12/16	L	17	at Baltimore Colts (53,645)	42
				254
				410

1963

Head Coach: Norm Van Brocklin

Preseason (4-1)

8/10	W	43	San Francisco at Portland, OR (20,837)	28
8/17	W	27	at L.A. Rams (42,966)	3
8/25	W	17	N.Y. Giants (29,815)	16
8/31	L	27	Philadelphia at Hershey, PA (15,861)	34
9/6	W	35	at St. Louis (30,842)	0

Regular Season (5-8-1)

Finish: Tied 4th in NFL Western Conference

9/15	W	24	at San Francisco (30,781)	20
9/22	L	7	Chicago (33,923)	28
9/29	W	45	San Francisco (28,567)	14
10/6	L	14	St. Louis Cards (30,220)	56
10/13	L	28	Green Bay (42,567)	37



From 1968-78 the Vikings won 10 division titles in 11 seasons, posting a 112-42-2 record in regular season play and advanced to 4 Super Bowls.

10/20	L	24	at L.A. Rams (30,555)	27
10/27	L	10	at Detroit (44,509)	28
11/3	W	21	L.A. Rams (33,567)	13
11/10	L	7	at Green Bay (42,327)	28
11/17	L	34	Baltimore Colts (33,136)	37
11/24	W	34	Detroit (28,763)	31
12/1	T	17	at Chicago (47,249)	17
12/8	L	10	at Baltimore Colts (54,122)	41
12/15	W	34	at Philadelphia (54,403)	13
				309
				390

1964

Head Coach: Norm Van Brocklin

Preseason (5-0)

8/8	W	21	N.Y. Giants (31,581)	7
8/15	W	24	St. L. Cards at Atlanta (9,500)	10
8/22	W	24	San Fran. at Salt Lake (20,207)	21
8/29	W	34	at L.A. Rams (39,938)	23
9/5	W	21	Philadelphia at Hershey (9,212)	20

Regular Season (8-5-1)

Finish: Tied 2nd in NFL Western Conference

9/13	W	34	Baltimore Colts (35,563)	24
9/20	L	28	Chicago (41,387)	34
9/27	L	13	at L.A. Rams (50,009)	22
10/4	W	24	at Green Bay (42,327)	23
10/11	L	20	Detroit (40,840)	24
10/18	W	30	Pittsburgh (39,873)	10
10/25	W	27	at San Francisco (31,845)	22
11/1	L	13	Green Bay (44,278)	42
11/8	W	24	San Francisco (40,408)	7
11/15	L	14	at Baltimore Colts (60,213)	17
11/22	T	23	at Detroit (48,291)	23
11/29	W	34	L.A. Rams (31,677)	13
12/6	W	30	at N.Y. Giants (62,802)	21
12/13	W	41	at Chicago (46,486)	14
				355
				296

1965

Head Coach: Norm Van Brocklin

Preseason (5-0)

8/14	W	31	Pittsburgh at Atlanta (39,240)	21
8/20	W	35	Philadelphia (43,125)	21
8/28	W	20	Washington at Charlotte, NC (20,426)	16
9/3	W	57	Dallas at Birmingham (41,500)	17
9/11	W	24	N.Y. Giants at Omaha (14,250)	9

Regular Season (7-7)

Finish: Tied 5th in NFL Western Conference

9/19	L	16	at Baltimore Colts (56,562)	35
9/26	L	29	Detroit (46,826)	31
10/3	W	38	at L.A. Rams (36,755)	35
10/9	W	40	N.Y. Giants (44,283) Sat. night	14
10/17	L	37	Chicago (47,426)	45
10/24	W	42	at San Francisco (42,680)	41
10/31	W	27	at Cleveland (83,505)	17
11/7	W	24	L.A. Rams (47,426)	13
11/14	L	21	Baltimore Colts (47,426)	41
11/21	L	13	Green Bay (47,426)	38
11/28	L	24	San Francisco (40,306)	45
12/5	L	19	at Green Bay (40,852)	24
12/12	W	29	Detroit (45,420)	7
12/19	W	24	at Chicago (46,604)	17
				383
				40

1966

Head Coach: Norm Van Brocklin

Preseason (3-1-1)

8/6	T	6	Detroit at New Orleans (38,500)	6
8/13	W	35	Pittsburgh at Portland (21,228)	6
8/20	W	24	L.A. Rams (40,270)	10
8/26	W	30	Washington at Clev. (83,414)	27
9/2	L	24	at Dallas (58,316)	28

Regular Season (4-9-1)

Finish: Tied 6th in NFL Western Conference

9/11	T	20	at San Francisco (29,312)	20
9/18	L	23	Baltimore Colts (47,426)	38
9/25	L	17	at Dallas (64,116)	28
10/2	L	10	Chicago (47,426)	13
10/16	W	35	L.A. Rams (47,426)	7
10/23	L	17	at Baltimore Colts (60,238)	20
10/30	W	28	San Francisco (45,077)	3
11/6	W	20	at Green Bay (50,861)	17
11/13	L	31	Detroit (43,939)	32
11/20	L	6	at L.A. Rams (38,775)	21
11/27	L	16	Green Bay (47,426)	28
12/4	L	13	Atlanta (37,117)	20
12/11	W	28	at Detroit (43,022)	16
12/18	L	28	at Chicago (45,191)	41
				292
				304

1967

Head Coach: Bud Grant

Preseason (2-3)

8/12	W	34	Philadelphia at Tulsa (24,500)	0
8/18	L	9	at Denver (31,850)	14
8/27	L	3	N.Y. Giants at New Haven (43,584)	21
9/2	W	16	Atlanta at Cleveland (48,236)	3
9/10	L	14	Cleveland (40,012)	42

Regular Season (3-8-3)

Finish: 4th in NFL Central

9/17	L	21	San Francisco (39,638)	27
9/22	L	3	at L.A. Rams (52,255) Fri. night	39
10/1	L	7	Chicago (44,868)	17
10/8	L	24	St. Louis Cards (40,017)	34
10/15	W	10	at Green Bay (Milw.) (49,601)	7
10/22	L	20	Baltimore Colts (47,693)	20
10/29	L	20	at Atlanta (52,859)	21
11/5	W	27	N.Y. Giants (44,960)	24
11/12	L	10	Detroit (40,032)	10
11/19	L	10	at Cleveland (68,431)	14
11/26	W	41	at Pittsburgh (23,773)	27
12/3	L	27	Green Bay (47,693)	30
12/10	T	10	at Chicago (40,110)	10
12/17	L	3	at Detroit (44,874)	14
				233
				294

1968

Head Coach: Bud Grant

Preseason (3-2)

8/10	L	10	Kansas City (45,228)	13
8/17	W	39	at Denver (20,901)	16
8/24	W	52	Philadelphia (41,229)	10
9/1	L	28	at St. Louis Cards (25,233)	31
9/6	W	20	New Orleans	17

Regular Season (8-6)

Finish: NFL Championship

9/14	W	47	Atlanta (45,563) Sat. night	7
9/22	W	26	at Green Bay (Milw.) (49,345)	13
9/29	L	17	Chicago (47,644)	27
10/6	W	24	Detroit (44,289)	10
10/13	L	17	at New Orleans (71,105)	20
10/20	L	7	Dallas (47,644)	20
10/27	L	24	at Chicago (46,562)	26
11/3	W	27	Washington (47,644)	14
11/10	W	14	Green Bay (47,644)	10
11/17	L	13	at Detroit (48,654)	6
11/24	L	9	at Baltimore Colts (60,238)	21
12/1	L	3	L.A. Rams (47,644)	31
12/8	W	30	at San Francisco (29,049)	20
12/15	W	24	at Philadelphia (54,530)	17
				282
				242

Western Conference Championship

(Memorial Stadium, Baltimore, MD)				
12/22	L	14	Baltimore Colts (60,238)	24

NFL Playoff Bowl

(Orange Bowl, Miami, FL)				
1/5/69	L	13	Dallas (22,961)*	17

*Statistics from game do not count.

1969

Head Coach: Bud Grant

Preseason (5-1)

8/2	W	45	Miami at Tampa (37,219)	10
8/9	W	26	Denver (45,916)	6
8/23	W	41	St. L. Cards at Memphis (34,417)	13
8/30	L	21	N.Y. Jets at Winston-Salem (31,500)	24
9/6	W	28	N.Y. Giants (47,900)	27
9/13	W	23	Cleveland at Akron (28,561)	16

Regular Season (12-2)

Finish: **NFC Central Champions**

9/21	L	23	at N.Y. Giants (62,900)	24
9/28	W	52	Baltimore Colts (47,900)	14
10/5	W	19	Green Bay at U. of MN (60,740)	7
10/12	W	31	at Chicago (45,757)	0
10/19	W	27	at St. Louis Cards (49,430)	10
10/26	W	24	Detroit (47,900)	10
11/2	W	31	Chicago (47,900)	14
11/9	W	51	Cleveland (47,900)	3
11/16	W	9	at Green Bay (Milw.) (48,321)	7
11/23	W	52	Pittsburgh (47,202)	14
11/27	W	27	at Detroit (57,906) Thanksgiving	0
12/7	W	20	at L.A. Rams (80,430)	13
12/14	W	10	San Francisco (43,028)	7
12/21	L	3	at Atlanta (52,872)	10

379

Western Conference Championship

(Metropolitan Stadium, Bloomington, MN)

12/27	W	23	L.A. Rams (47,900)	20
-------	---	----	--------------------	----

NFL Championship

(Metropolitan Stadium, Bloomington, MN)

1/4/70	W	27	Cleveland (47,900)	7
--------	---	----	--------------------	---

Super Bowl IV

(Tulane Stadium, New Orleans, LA)

1/11/70	L	7	Kansas City (80,562)	23
---------	---	---	----------------------	----

1970

Head Coach: Bud Grant

Preseason (4-2)

8/8	L	13	New Orleans at Canton (17,932)	14
8/15	L	13	Pittsburgh (45,591)	20
8/22	W	14	at Houston (44,563)	7
8/30	W	52	N.Y. Jets (47,900)	21
9/5	W	24	at Cleveland (83,043)	21
9/11	W	31	at Chicago (46,630)	30

Regular Season (12-2)

Finish: **NFC Central Champions**

9/20	W	27	Kansas City (47,900)	10
9/27	W	26	New Orleans (47,900)	0
10/4	L	10	at Green Bay (Milw.) (47,967)	13
10/11	W	24	at Chicago (45,485)	0
10/18	W	54	Dallas (47,900)	13
10/26	W	13	L.A. Rams (47,900) Mon. night	3
11/1	W	30	at Detroit (58,210)	17
11/8	W	19	at Washington (50,415)	10
11/15	W	24	Detroit (47,900)	20
11/22	W	10	Green Bay (47,900)	3
11/29	L	10	at N.Y. Jets (62,333)	20
12/5	W	16	Chicago (47,900) Sat. day	13
12/13	W	35	at Boston (37,819)	14
12/20	W	37	at Atlanta (57,992)	7

335

NFC Divisional Playoffs

(Metropolitan Stadium, Bloomington, MN)

12/27	L	14	San Francisco (46,050)	17
-------	---	----	------------------------	----



The 1970s Vikings dominated the NFC Central Division, winning the title in 8 of 10 seasons.

1971

Head Coach: Bud Grant

Preseason (4-2)

8/8	L	10	New England at U of M (31,813)	17
8/14	W	34	at San Diego (49,267)	7
8/21	W	34	Chicago (47,900)	14
8/28	W	26	at Pittsburgh (46,276)	21
9/4	L	7	at Denver (43,000)	14
9/11	W	24	Miami (47,900)	0

Regular Season (11-3)

Finish: **NFC Central Champions**

9/20	W	16	at Detroit (54,418) Mon. night	13
9/26	L	17	Chicago (47,900)	20
10/3	W	19	Buffalo (47,900)	0
10/10	W	13	at Philadelphia (65,258)	0
10/17	W	24	at Green Bay (56,263)	13
10/25	W	10	Baltimore Colts (49,784) Mon. night	3
10/31	W	17	at N.Y. Giants (62,825)	10
11/7	L	9	San Francisco (49,784)	13
11/14	W	3	Green Bay (49,784)	4
11/21	W	23	at New Orleans (83,130)	10
11/28	W	24	Atlanta (49,784)	7
12/5	L	14	at San Diego (54,505)	30
12/11	W	29	Detroit (49,784) Sat. day	10
12/19	W	27	at Chicago (55,049)	10

245

NFC Divisional Playoffs

(Metropolitan Stadium, Bloomington, MN)

12/25	L	12	Dallas (49,100)	20
-------	---	----	-----------------	----

1972

Head Coach: Bud Grant

Preseason (3-2)

8/12	W	24	San Diego (47,900)	13
8/18	L	10	at Buffalo (41,006)	21
8/26	W	20	at Cleveland (70,583)	17
9/4	W	26	Houston (47,900)	14
9/10	L	19	at Miami (74,298)	21

Regular Season (7-7)

Finish: **3rd in NFC Central**

9/8	L	21	Washington (47,900) Mon. night	24
9/24	W	34	at Detroit (54,418)	10
10/1	W	14	Miami (47,900)	16
10/8	L	17	St. Louis Cards (49,784)	19
10/15	W	23	at Denver (51,656)	13
10/23	L	10	at Chicago (55,701) Mon. night	13
10/29	W	27	at Green Bay (56,263)	13
11/5	W	37	New Orleans (49,784)	6
11/12	W	16	Detroit (49,784)	14
11/19	W	45	at L.A. Rams (77,982)	41
11/26	L	10	at Pittsburgh (50,348)	23
12/3	W	23	Chicago (49,784)	13
12/10	L	7	Green Bay (49,784)	23
12/16	L	17	at San Francisco (61,214) Sat. day	20

301

1973

Head Coach: Bud Grant

Preseason (5-0)

8/11	W	10	Pittsburgh (46,619)	6
8/18	W	13	at Kansas City (72,676)	10
8/25	W	34	at Oakland (57,515)	10
8/31	W	20	Miami (46,619)	17
9/8	W	24	at San Diego (42,007)	16

Regular Season (12-2)

Finish: **NFC Central Champions**

9/16	W	24	Oakland (46,619)	16
9/23	W	22	at Chicago (55,701)	13
9/30	W	11	Green Bay (48,503)	3
10/7	W	23	at Detroit (54,418)	9
10/14	W	17	at San Francisco (59,359)	13
10/21	W	28	Philadelphia (48,503)	21
10/28	W	10	L.A. Rams (48,503)	9
11/4	W	26	Cleveland (48,503)	3
11/11	W	28	Detroit (48,503)	7
11/19	L	14	at Atlanta (50,850) Mon. night	20
11/25	W	31	Chicago (48,503)	13
12/2	L	0	at Cincinnati (59,580)	27
12/8	W	31	at Green Bay (56,267) Sat. day	7
12/16	W	31	at N.Y. Giants (New Haven) (70,041)	7

296

NFC Divisional Playoffs

(Metropolitan Stadium, Bloomington, MN)

12/22	W	27	Washington (46,409)	20
-------	---	----	---------------------	----

NFC Championship Game

(Texas Stadium, Irving, TX)

12/30	W	27	Dallas (60,272)	10
-------	---	----	-----------------	----

Super Bowl VIII (Rice Stadium, Houston, TX)

1/13/74	L	7	Miami (68,142)	24
---------	---	---	----------------	----

1974

Head Coach: Bud Grant

Preseason (3-2)

8/10	L	21	at Denver (23,822)	27
8/19	L	9	at Miami (67,963)	21
8/25	W	32	Buffalo (46,553)	13
8/31	W	14	at St. Louis Cards (42,544)	10
9/7	W	42	San Diego (46,553)	0

Regular Season (10-4)

Finish: **NFC Central Champions**

9/15	W	32	at Green Bay (56,312)	17
9/22	W	7	at Detroit (49,703)	6
9/29	W	11	Chicago (46,619)	7
10/6	W	23	at Dallas (60,817)	21
10/13	W	51	Houston (48,490)	10
10/20	L	16	Detroit (48,501)	20
10/27	L	14	New England (48,497)	17
11/3	W	17	at Chicago (55,753)	0
11/11	W	28	at St. L. Cards (51,392) Mon. night	24
11/17	L	7	Green Bay (48,480)	19
11/24	L	17	at L.A. Rams (90,266)	20
12/1	W	29	New Orleans (48,456)	9
12/7	W	23	Atlanta (48,480) Sa	10
12/14	W	35	at Kansas City (72,474) Sat. day	15

310

NFC Divisional Playoffs

(Metropolitan Stadium, Bloomington, MN)

12/21	W	30	St. Louis Cards (44,626)	14
-------	---	----	--------------------------	----

NFC Championship Game

(Metropolitan Stadium, Bloomington, MN)

12/29	W	14	L.A. Rams (47,404)	10
-------	---	----	--------------------	----

Super Bowl IX

(Tulane Stadium, New Orleans, LA)

1/12/75	L	6	Pittsburgh (80,997)	16
---------	---	---	---------------------	----

1975

Head Coach: Bud Grant

Preseason (2-3-1)

8/9	L	15	N.Y. Jets at Tempe (51,323)	20
8/17	L	10	at New England (40,218)	36
8/23	W	16	at Dallas (45,395)	13
9/1	W	20	Miami (47,653)	7
9/6	L	6	St. Louis Cards (46,975)	13
9/13	T	14	at San Diego (31,642)	14

Regular Season (12-2)

Finish: **NFC Central Champions**

9/21	W	27	San Francisco (48,418)	17
10/8	W	42	at Cleveland (65,419)	10
10/15	W	28	Chicago (48,446)	3
10/19	W	29	N.Y. Jets (48,444)	21
10/22	W	29	Detroit (48,446)	19
10/27	L	13	at Chicago (56,302) Mon. night	9
11/2	W	28	at Green Bay (55,279)	17
11/9	W	38	Atlanta (48,446)	0
11/16	W	20	at New Orleans (60,214)	7
11/23	W	28	San Diego (48,443)	13
11/30	L	30	at Washington (54,311)	31
12/7	W	24	Green Bay (48,446)	3
12/14	L	10	at Detroit (78,990)	17
12/20	W	35	at Buffalo (73,391) Sat. day	13

377

NFC Divisional Playoffs

(Metropolitan Stadium, Bloomington, MN)

12/28	L	14	Dallas (46,425)	17
-------	---	----	-----------------	----

1976

Head Coach: Bud Grant

Preseason (3-3)

7/31	L	3	at Miami (39,939)	16
8/7	W	13	at Kansas City (32,851)	10
8/16	L	7	at Cleveland (44,336)	31
8/22	W	23	Cincinnati (43,784)	17
8/28	W	20	Philadelphia (46,512)	16
9/5	L	17	at Denver (52,129)	30

Regular Season (11-2-1)

Finish: **NFC Central Champions**

9/12	W	40	at New Orleans (58,156)	9
9/19	W	10	L.A. Rams (47,310) (OT)	10
9/26	W	10	at Detroit (77,292)	9
10/4	W	17	Pittsburgh (47,809) Mon. night	6
10/10	W	20	Chicago (47,948)	19
10/17	W	24	N.Y. Giants (47,156)	7
10/24	W	31	at Philadelphia (56,233)	12
10/31	L	13	at Chicago (56,602)	12
11/7	W	31	Detroit (46,735)	23
11/14	W	27	Seattle (45,087)	21
11/21	W	17	at Green Bay (Mil.) (53,104)	10
11/29	L	16	at San Fran. (56,775) Mon. night	20
12/5	W	20	Green Bay (43,700)	9
12/11	W	29	at Miami (46,543) Sat. day	7

305

176

NFC Divisional Playoffs

(Metropolitan Stadium, Bloomington, MN)
12/18 W 35 Washington (47,221) 20

NFC Championship Game

(Metropolitan Stadium, Bloomington, MN)
12/26 W 24 L.A. Rams (47,191) 13

Super Bowl XI

(Rose Bowl, Pasadena, CA)
1/9/77 L 14 Oakland (103,438) 32

1977**Head Coach: Bud Grant****Preseason (4-2)**

8/6 W 22 at L.A. Rams (55,168) 17
8/13 W 34 Cleveland (45,370) 33
8/19 L 7 at Baltimore (45,529) 29
8/26 W 33 Miami (44,396) 7
9/3 L 7 at Cincinnati (52,942) 26
9/10 W 30 at Buffalo (35,017) 6

Regular Season (9-5)**Finish: NFC Central Champions**

9/18 L 10 Dallas (47,678) (OT) 16
9/24 W 9 at Tampa Bay (66,272) Sat. night 3
10/2 W 19 Green Bay (47,143) 7
10/9 W 14 Detroit (45,860) 7
10/16 W 22 Chicago (47,708) (OT) 16
10/24 L 3 at L.A. Rams (62,414) Mon. night 35
10/30 W 14 at Atlanta (59,257) 7
11/6 L 7 St. Louis (47,066) 27
11/13 W 42 Cincinnati (47,371) 10
11/20 L 7 at Chicago (49,563) 10
11/27 W 13 at Green Bay (52,267) 6
12/4 W 28 San Francisco (40,745) 27
12/11 L 13 at Oakland (52,771) 35
12/17 W 30 at Detroit (78,572) Sat. night 21
231 227

NFC Divisional Playoffs

(L.A. Coliseum, Los Angeles, CA)
12/26 W 14 L.A. Rams (62,538) 7

NFC Championship Game

(Texas Stadium, Irving, TX)
1/1/78 L 6 Dallas (61,968) 23

1978**Head Coach: Bud Grant****Preseason (2-2)**

8/5 W 20 Washington (46,212) 13
8/12 L 13 at Kansas City (41,092) 17
8/18 L 22 at Miami (46,316) 30
8/26 W 30 Buffalo (45,062) 27

Regular Season (8-7-1)**Finish: NFC Central Champions**

9/3 L 24 at New Orleans (54,187) 31
9/11 W 12 Denver (46,508) (OT) Mon. night 9
9/17 L 10 Tampa Bay (46,152) 16
9/25 W 24 at Chicago (53,561) Mon. night 20
10/1 W 24 at Tampa Bay (65,972) 7
10/8 L 28 at Seattle (62,031) 29
10/15 L 17 L.A. Rams (46,551) 34
10/22 W 21 Green Bay (47,411) 7
10/26 W 21 at Dallas (61,848) Thurs. night 10
11/5 W 17 Detroit (46,008) 7
11/12 W 17 Chicago (43,286) 14
11/19 L 7 San Diego (38,899) 13
11/26 T 10 at Green Bay (51,737) (OT) 10
12/3 W 28 Philadelphia (38,722) 27
12/9 L 14 at Detroit (78,685) Sat. day 45
12/17 L 20 at Oakland (44,643) 27
294 306

NFC Divisional Playoffs

(L.A. Coliseum, Los Angeles, CA)
12/31 L 10 L.A. Rams (69,631) 34

1979**Head Coach: Bud Grant****Preseason (0-4)**

8/2 L 9 at Seattle (60,881) 12
8/11 L 0 at San Diego (49,037) 19
8/18 L 10 Miami (45,790) 21
8/23 L 0 Kansas City (39,578) 25

Regular Season (7-9)**Finish: 3rd in NFC Central**

9/2 W 28 San Francisco (46,539) 22
9/9 L 7 at Chicago (53,231) 26
9/16 L 12 Miami (46,187) 27
9/23 W 27 Green Bay (45,524) (OT) 21
9/30 W 13 at Detroit (75,295) 10
10/7 L 20 Dallas (47,572) 36
10/15 L 7 at N.Y. Jets (54,479) Mon. night 14
10/21 W 30 Chicago (41,164) 27



The Vikings moved downtown to the Metrodome in 1982 and called it home until 2013.

10/28 L 10 Tampa Bay (46,906) 12	8/21 W 7 Seattle (57,880) 3
11/4 L 7 at St. Louis (47,213) 37	8/28 L 17 at Denver (73,371) 27
11/11 L 7 at Green Bay (Milw.) (52,706) 19	9/3 W 24 New Orleans (59,810) 21
11/18 W 14 Detroit (43,650) 7	
11/25 W 23 at Tampa Bay (70,039) 22	
12/2 L 21 at L.A. Rams (56,700) (OT) 27	
12/9 W 10 Buffalo (42,239) 3	
12/16 L 23 at New England (54,710) 27	
259 337	

1980**Head Coach: Bud Grant****Preseason (3-1)**

8/9 W 21 San Diego (45,179) 17
8/18 L 10 at Kansas City (39,879) 14
8/23 W 17 at Miami (36,116) 10
8/30 W 38 Cleveland (47,262) 16

Regular Season (9-7)**Finish: NFC Central Champions**

9/7 W 24 Atlanta (44,733) 23
9/14 L 7 Philadelphia (46,460) 42
9/21 W 34 at Chicago (59,983) 14
9/28 L 7 at Detroit (80,291) 27
10/5 L 17 Pittsburgh (47,583) 23
10/12 W 13 Chicago (46,751) 7
10/19 L 0 at Cincinnati (44,487) 14
10/26 L 3 at Green Bay (44,361) 16
11/2 W 39 at Washington (52,060) 14
11/9 W 34 Detroit (46,264) 0
11/16 W 38 Tampa Bay (46,032) 30
11/23 L 13 Green Bay (47,234) 25
11/30 W 23 at New Orleans (30,936) 20
12/7 W 21 at Tampa Bay (65,649) 20
12/14 W 28 Cleveland (42,202) 23
12/21 L 16 at Houston (51,064) 20
317 308

NFC Divisional Playoffs

(Veterans Stadium, Philadelphia, PA)
1/3/81 L 16 Philadelphia (68,434) 31

1981**Head Coach: Bud Grant****Preseason (1-3)**

8/8 L 6 Miami (45,165) 20
8/14 L 13 at Washington (44,662) 27
8/22 W 20 Atlanta (42,908) 19
8/27 L 31 at L.A. Rams (60,141) 34

Regular Season (7-9)**Finish: 4th in NFC Central**

9/5 L 13 at Tampa Bay (66,287) Sat. night 21
9/14 L 10 Oakland (47,186) M 36
9/20 W 26 Detroit (45,340) 24
9/27 W 30 at Green Bay (Mil.) (55,012) 13
10/4 W 24 Chicago (43,827) 21
10/11 W 33 at San Diego (50,708) 31
10/18 W 35 Philadelphia (45,459) 23
10/25 L 17 at St. Louis Cards (48,039) 30
11/2 L 17 at Denver (74,834) Mon. night 19
11/8 W 25 Tampa Bay (47,038) 10
11/15 W 20 New Orleans (45,215) 10
11/23 L 30 at Atlanta (54,086) Mon. night 31
11/29 L 23 Green Bay (46,025) 35
12/6 L 9 at Chicago (50,766) 10
12/12 L 7 at Detroit (79,428) Sat. day 45
12/20 L 6 Kansas City (41,110) 10
325 369

1982**Head Coach: Bud Grant****Preseason (3-2)**

8/7 W 30 Baltimore at Canton (23,379) 14
8/14 L 17 at Atlanta (49,831) 20

8/21 W 7 Seattle (57,880) 3
8/28 L 17 at Denver (73,371) 27
9/3 W 24 New Orleans (59,810) 21

Regular Season (5-4)**Finish: 2nd in NFC Central**

9/12 W 17 Tampa Bay (58,440) 10
9/16 L 22 at Buffalo (77,753) Thurs. night 23
11/21 L 7 at Green Bay (Milw.) (44,681) 26
11/28 W 35 Chicago (54,724) 22
12/5 L 14 at Miami (45,721) 10
12/12 W 13 Baltimore (53,981) 7
12/19 W 34 at Detroit (73,058) 31
12/26 L 14 N.Y. Jets (58,672) 42
1/3/83 W 31 Dallas (60,007) Mon. night 27
187 198

NFC First-Round Playoffs

(Metrodome, Minneapolis, MN)
1/9/83 W 30 Atlanta (60,560) 24

NFC Second-Round Playoffs

(RFK Stadium, Washington, DC)
1/15/83 L 7 Washington (54,593) 21

1983**Head Coach: Bud Grant****Preseason (3-1)**

8/5 W 28 St. Louis Cards at London (32,847)* 10
8/16 L 7 Baltimore (56,061) 10
8/19 W 19 at Seattle (54,402) 17
8/26 W 34 Denver (59,435) 3

Regular Season (8-8)**Finish: 4th in NFC Central**

9/4 W 27 at Cleveland (70,087) 21
9/8 L 17 San Francisco (58,167) Thur. night 48
9/18 W 19 at Tampa Bay (47,567) (OT) 16
9/25 W 20 Detroit (58,254) 17
10/2 L 24 Dallas (62,136) 37
10/9 W 23 at Chicago (59,632) 14
10/16 W 34 Houston (58,910) 14
10/23 W 20 at Green Bay (55,236) (OT) 17
10/30 L 31 at St. Louis Cards (38,796) 41
11/6 L 12 Tampa Bay (59,239) 17
11/13 L 21 Green Bay (60,113) 29
11/20 W 17 at Pittsburgh (58,417) 14
11/27 L 16 at New Orleans (59,502) 17
12/5 L 2 at Detroit (79,169) Mon. night 13
12/11 L 13 Chicago (57,880) 19
12/17 W 20 Cincinnati (51,565) Mon. night 14
316 348

* game played at Wembley Stadium

1984**Head Coach: Les Steckel****Preseason (1-3)**

8/4 W 37 Atlanta (51,693) 6
8/11 L 7 Miami (54,003) 29
8/18 L 10 Philadelphia (51,743) 31
8/24 L 0 at St. Louis Cards (35,864) 31

Regular Season (3-13)**Finish: 5th in NFC Central**

9/2 L 13 San Diego (57,276) 42
9/9 L 17 at Philadelphia (55,942) 19
9/16 W 27 Atlanta (53,955) 20
9/23 W 29 at Detroit (57,511) 28
10/30 L 12 Seattle (57,171) 20
9/7 L 31 at Tampa Bay (47,405) 35
10/14 L 20 at L.A. Raiders (49,276) 23
10/21 L 14 Detroit (57,953) 16
10/28 L 7 at Chicago (57,517) 16
11/4 W 27 Tampa Bay (54,949) 24
11/11 L 17 at Green Bay (Milw.) (52,931) 45
11/18 L 21 at Denver (74,716) 42
11/25 L 3 Chicago (56,881) 34

11/29	L	17	Washington (55,017) Thurs. night	31
12/8	L	7	at San Francisco (61,384) Sat. day	51
12/16	L	14	Green Bay (51,197)	38
		276		484

1985

Head Coach: Bud Grant

Preseason (3-1)

8/10	W	16	at Miami (41,129)	13
8/17	W	41	Pittsburgh (56,887)	34
8/24	L	10	Seattle (56,562)	27
8/30	W	13	at Denver (69,373)	9

Regular Season (7-9)

Finish: 3rd in NFC Central

9/8	W	28	San Francisco (57,375)	21
9/15	W	31	at Tampa Bay (46,188)	16
9/19	L	24	Chicago (51,242) Thurs. night	33
9/29	W	27	at Buffalo (45,667)	20
10/6	L	10	at L.A. Rams (61,139)	13
10/13	L	17	at Green Bay (Mil.) (54,674)	20
10/20	W	21	San Diego (61,670)	17
10/27	L	9	at Chicago (63,815)	27
11/3	W	16	Detroit (58,012)	13
11/10	L	17	Green Bay (59,970)	27
11/17	L	21	at Detroit (54,647)	41
11/24	L	23	New Orleans (54,117)	30
12/1	W	28	at Philadelphia (54,688)	23
12/8	W	26	Tampa Bay (51,593)	7
12/15	L	13	at Atlanta (14,167)	14
12/22	L	35	Philadelphia (49,722)	37
		346		359

1986

Head Coach: Jerry Burns

Preseason (3-1)

8/9	W	30	Miami (52,865)	16
8/16	W	29	Detroit (53,193)	27
8/22	L	17	at Seattle (57,730)	27
8/30	W	23	at Indianapolis (57,969)	20

Regular Season (9-7)

Finish: 2nd in NFC Central

9/7	L	10	Detroit (54,851)	13
9/14	W	23	at Tampa Bay (34,579)	10
9/21	W	31	Pittsburgh (56,795)	7
9/28	W	42	Green Bay (60,478)	7
10/5	L	0	at Chicago (63,921)	23
10/12	W	27	at San Francisco (58,637) (OT)	24
10/19	W	23	Chicago (62,851)	7
10/26	L	20	Cleveland (59,133)	23
11/2	L	38	at Washington (51,928) (OT)	44
11/9	W	24	at Detroit (53,725)	10
11/16	L	20	N.Y. Giants (62,003)	22
11/23	L	20	at Cincinnati (53,003)	24
11/30	W	45	Tampa Bay (56,235)	13
12/7	W	32	at Green Bay (47,637)	6
12/14	L	10	at Houston (32,738)	23
12/21	W	33	New Orleans (51,209)	17
		398		273

1987

Head Coach: Jerry Burns

Preseason (2-2)

8/15	L	17	at New Orleans (52,884)	23
8/22	W	37	Indianapolis (49,304)	13
8/29	L	27	New England (49,339)	38
9/3	W	27	at Denver (74,081)	17

Regular Season (8-7)

Finish: 2nd in NFC Central

9/13	W	34	Detroit (57,061)	19
9/20	W	21	at L.A. Rams (63,367)	16
10/4	L	16	Green Bay (13,911)	23
10/11	L	7	at Chicago (32,113)	27



Jerry Burns spent 24 seasons with the Vikings, 1968-85 as offensive coordinator and 1986-91 as head coach, taking the team to the 1987 NFL Championship Game and winning the 1989 NFC Central title.

10/18	L	10	at Tampa Bay (20,850)	20
10/26	W	34	Denver (51,011) M	27
11/1	L	17	at Seattle (61,134)	28
11/8	W	31	L.A. Raiders (57,150)	20
11/15	W	23	Tampa Bay (48,605)	17
11/22	W	24	Atlanta (53,866)	13
11/26	W	44	at Dallas (54,229) (OT) Thanks.	38
12/6	L	24	Chicago (62,331) Sun. night	30
12/13	L	10	at Green Bay (Milw.) (47,059)	16
12/20	W	17	at Detroit (27,693)	14
12/26	L	24	Washington (59,160) (OT) Sat. day	27
		336		325

NFC First-Round Playoffs

(Superdome, New Orleans, LA)

1/3/88	W	44	New Orleans (68,127)	10
--------	---	----	----------------------	----

NFC Divisional Playoffs

(Candlestick Park, San Francisco, CA)

1/9/88	W	36	San Francisco (62,547)	24
--------	---	----	------------------------	----

NFC Championship Game

(RFK Stadium, Washington, DC)

1/17/88	L	10	Washington (55,212)	17
---------	---	----	---------------------	----

1988

Head Coach: Jerry Burns

Preseason (3-1)

8/7	L	20	New Orleans (47,624)	23
8/14	W	28	Chicago at Coteburg, Sweden (33,115)	21
8/21	W	19	at Phoenix Cards (45,429) (OT)	16
8/26	W	24	Miami (51,463)	17

Regular Season (11-5)

Finish: 2nd in NFC Central

9/4	L	10	at Buffalo (76,783)	13
9/11	W	36	New England (55,545)	6
9/18	W	31	at Chicago (63,990)	7
9/25	W	23	Philadelphia (56,012)	21
10/2	L	7	at Miami (59,867)	24
10/9	W	14	Tampa Bay (55,374)	13
10/16	L	14	Green Bay (53,053)	34
10/23	W	49	at Tampa Bay (48,020)	20
10/30	L	21	at San Francisco (60,738)	24
11/6	W	44	Detroit (55,573)	17
11/13	W	43	at Dallas (57,830) Sun. night	3
11/20	W	12	Indianapolis Colts (58,342)	10
11/24	W	23	at Detroit (46,379) Thanksgiving	0
12/4	W	45	New Orleans (61,215)	3
12/11	L	6	at Green Bay (48,892)	18
12/19	W	28	Chicago (62,067) Mon. night	27
		406		233

NFC First-Round Playoffs

(Metrodome, Minneapolis, MN)

12/26	W	28	L.A. Rams (57,666)	17
-------	---	----	--------------------	----

NFC Divisional Playoffs

(Candlestick Park, San Francisco, CA)

1/1/89	L	9	San Francisco (61,848)	34
--------	---	---	------------------------	----

1989

Head Coach: Jerry Burns

Preseason (3-1)

8/12	W	23	Kansas City at Memphis (63,528)	13
8/21	W	24	Washington (50,213)	13
8/26	L	14	at L.A. Rams (45,087)	24
9/1	W	17	Cincinnati (49,867)	10

Regular Season (10-6)

Finish: NFC Central Champions

9/10	W	38	Houston (54,015)	7
9/17	L	7	at Chicago (66,475)	38
9/24	L	14	at Pittsburgh (50,744)	27
10/1	W	17	Tampa Bay (54,817)	3
10/8	W	24	Detroit (55,380)	17
10/15	W	26	Green Bay (62,075)	14
10/22	W	20	at Detroit (51,579)	7
10/30	L	14	at N.Y. Giants (76,041) Mon. night	24
11/5	W	23	L.A. Rams (59,600) (OT)	21
11/12	W	24	at Tampa Bay (56,271)	10
11/19	L	9	at Philadelphia (65,944)	10
11/26	L	19	at Green Bay (Milw.) (55,592)	20
12/3	W	27	Chicago (60,664) Sun. night	16
12/10	W	43	Atlanta (58,116)	17
12/17	L	17	at Cleveland (70,777) (OT)	23
12/25	W	29	Cincinnati (58,829) Mon. night	21
		351		275

NFC Divisional Playoffs

(Candlestick Park, San Francisco, CA)

1/6/90	L	13	San Francisco (64,585)	41
--------	---	----	------------------------	----

1990

Head Coach: Jerry Burns

Preseason (3-1)

8/11	L	10	New Orleans (48,154)	13
8/19	W	23	at Cleveland (60,989)	20

8/26	W	22	Houston (46,191)	21
8/31	W	20	at Miami (44,689)	17

Regular Season (6-10)

Finish: 5th in NFC Central

9/9	L	21	at Kansas City (68,363)	24
9/16	W	32	New Orleans (56,272)	3
9/23	L	16	at Chicago (65,420)	19
9/30	L	20	Tampa Bay (54,462) (OT)	23
10/7	L	27	Detroit (57,586)	34
10/15	L	24	at Philadelphia (66,296) Mon. night	32
10/21	BYE WEEK			
10/28	L	10	at Green Bay (Milw.) (55,125)	24
11/4	W	27	Denver (57,331) Sun. night	22
11/11	W	17	at Detroit (68,264)	7
11/18	W	24	at Seattle (59,735)	21
11/25	W	41	Chicago (58,866)	13
12/2	W	23	Green Bay (62,058) Sun. night	7
12/9	L	15	at N.Y. Giants (76,121)	36
12/16	L	13	at Tampa Bay (47,272)	26
12/22	L	24	L.A. Raiders (53,899) Sat. day	28
12/30	L	17	San Francisco (51,590)	20
		351		326

1991

Head Coach: Jerry Burns

Preseason (2-2)

8/3	L	21	at New Orleans (58,953)	24
8/10	W	34	Pittsburgh (44,959)	24
8/17	L	24	at Cincinnati (56,358) (OT)	27
8/23	W	31	Cleveland (45,925)	7

Regular Season (8-8)

Finish: 3rd in NFC Central

9/1	L	6	at Chicago (64,112)	10
9/8	W	20	at Atlanta (50,936)	19
9/15	W	17	San Francisco (59,148)	14
9/22	L	0	at New Orleans (68,591)	26
9/29	L	6	Denver (55,031) Mon. night	13
10/6	L	20	at Detroit (63,423)	24
10/13	W	34	Phoenix Cards (51,209)	7
10/20	L	23	at New England (45,367) (OT)	26
10/27	W	28	at Phoenix Cards (45,447)	0
11/3	W	28	Tampa Bay (35,737)	13
11/11	L	17	Chicago (59,001) Mon. night	34
11/17	W	35	at Green Bay (57,614)	21
11/24	L	14	Detroit (51,644)	34
12/1	BYE WEEK			
12/8	W	26	at Tampa Bay (41,091) Sun. night	24
12/15	W	20	L.A. Rams (61,518)	14
12/21	L	7	Green Bay (52,860) Sat. day	27
		301		306

1992

Head Coach: Dennis Green

Preseason (4-0)

8/8	W	24	Buffalo (36,603)	3
8/15	W	30	Kansas City (38,132)	0
8/24	W	56	at Cleveland (55,775)	3
8/29	W	30	at Washington (55,855)	0

Regular Season (11-5)

Finish: NFC Central Champions

9/6	W	23	at Green Bay (58,617) (OT)	20
9/13	L	17	at Detroit (57,519)	31
9/20	W	26	Tampa Bay (48,113)	20
9/27	W	42	at Cincinnati (53,847)	7
10/4	W	21	Chicago (60,992)	20
10/11	BYE WEEK			
10/15	W	31	Detroit (52,816) Thurs. night	14
10/25	L	13	Washington (59,098)	15
11/2	W	38	at Chicago (61,257) Mon. night	10
11/9	W	35	at Tampa Bay (49,095)	7
11/15	L	13	Houston (56,726)	17
11/22	W	17	Cleveland (53,323)	13
11/29	W	31	at L.A. Rams (54,831)	17
12/6	L	17	at Philadelphia (65,280)	20
12/13	L	17	San Francisco (60,685)	20
12/20	W	6	at Pittsburgh (53,613)	3
12/27	W	27	Green Bay (61,461)	24
		374		249

NFC

Regular Season (9-7)

Finish: 2nd in NFC Central

9/5	L	7	at L.A. Raiders (44,120)	24
9/12	W	10	Chicago (57,921)	7
9/19	BYE WEEK			
9/26	W	15	Green Bay (61,746)	13
10/3	L	19	at San Francisco (63,071)	38
10/10	W	15	Tampa Bay (54,215)	0
10/17	BYE WEEK			
10/25	W	19	at Chicago (64,677) Mon. night	12
10/31	L	27	Detroit (53,428) Sun. night	30
11/7	L	17	San Diego (55,527)	30
11/14	W	26	at Denver (67,329)	23
11/21	L	10	at Tampa Bay (40,848) Sun. night	23
11/28	L	14	New Orleans (53,030)	17
12/5	W	13	at Detroit (63,216)	0
12/12	L	20	Dallas (63,321)	37
12/19	W	21	at Green Bay (Milw.) (54,773)	17
12/26	W	30	Kansas City (59,236) Sun. night	10
12/31	W	14	at Washington (42,836) Fri. day	9

277

NFC First-Round Playoffs

(Giants Stadium, East Rutherford, NJ)

1/9/94	L	10	N.Y. Giants (75,089)	17
--------	---	----	----------------------	----

1994

Head Coach: Dennis Green

Preseason (3-2)

7/31	L	9	at Dallas (59,062)	17
8/7	W	17	Kansas City at Tokyo, Japan (49,555.9)	9
8/13	W	21	New Orleans (46,067)	17
8/20	L	19	at Seattle (45,497)	30
8/26	W	31	Miami (46,933)	16

Regular Season (10-6)

Finish: NFC Central Champions

9/4	L	10	at Green Bay (59,487)	16
9/11	W	10	Detroit (57,349)	3
9/18	W	42	at Chicago (61,073)	14
9/25	W	38	Miami (64,035)	35
10/2	L	7	at Arizona Cards (67,950)	17
10/10	W	27	at N.Y. Giants (77,294) Mon. night	10
10/16	BYE WEEK			
10/20	W	13	Green Bay (63,041) (OT) Thurs. night	10
10/30	W	36	at Tampa Bay (42,110)	13
11/6	W	21	New Orleans (57,564)	20
11/13	L	20	at New England (58,382) (OT)	26
11/20	L	21	N.Y. Jets (60,687)	31
11/27	L	17	Tampa Bay (47,259) (OT)	20
12/1	W	33	Chicago (61,483) (OT) Thurs. night	27
12/11	W	21	at Buffalo (66,501)	17
12/17	L	19	at Detroit (73,881) Sat. day	41
12/26	W	21	San Francisco (63,326) Mon. night	14

356

NFC First-Round Playoffs

(Metrodome, Minneapolis, MN)

1/1/95	L	18	Chicago (60,347)	35
--------	---	----	------------------	----

1995

Head Coach: Dennis Green

Preseason (2-2)

8/7	W	23	at San Diego (47,934)	19
8/12	L	14	at New England (56,241)	21
8/18	W	20	Oakland (45,306)	17
8/26	L	13	Kansas City (39,349)	17

Regular Season (8-8)

Finish: 4th in NFC Central

9/3	L	14	at Chicago (63,036)	31
9/10	W	20	Detroit (52,234)	40
9/17	L	17	Dallas (60,088) (OT) Sun. night	23
9/24	W	44	at Pittsburgh (57,853)	24
10/1	BYE WEEK			
10/8	W	23	Houston (56,430) (OT)	17



The Vikings defense in the early 1990s was talented and thrived on turnovers. The club ranked #1 in NFL total defense in 1993.

10/15	L	17	at Tampa Bay (55,703) (OT)	20
10/22	L	21	at Green Bay (60,332)	38
10/30	L	6	Chicago (61,238) M	14
11/5	W	27	Green Bay (62,839)	24
11/12	W	30	at Arizona Cards (51,342) (OT)	24
11/19	W	43	New Orleans (58,108)	44
11/23	L	38	at Detroit (74,559) Thanksgiving	24
12/3	W	31	Tampa Bay (52,879)	17
12/9	W	27	Cleveland (47,984) Sat. day	11
12/14	W	30	at San Francisco (64,975) Mon. night	37
12/28	L	24	at Cincinnati (34,568)	27

412

1996

Head Coach: Dennis Green

Preseason (1-3)

8/3	W	23	San Diego (34,367) (OT)	20
8/8	L	12	Buffalo (36,297)	35
8/19	L	17	at Miami (55,598)	24
8/23	L	13	at New Orleans (35,728)	16

Regular Season (9-7)

Finish: Second in NFC Central

9/1	W	17	Detroit (52,972)	13
9/8	W	23	at Atlanta (42,688)	17
9/15	W	20	at Chicago (61,301)	14
9/22	W	30	Green Bay (64,168)	21
9/29	L	10	at N.Y. Giants (70,970)	15
10/6	W	14	Carolina (60,894)	12
10/13	L	13	at Tampa Bay (32,175)	24
10/20	BYE WEEK			
10/28	L	13	Chicago (60,774) M	15
11/3	L	6	Kansas City (59,552)	21
11/10	L	23	at Seattle (50,794)	42
11/17	W	16	at Oakland (41,183) (OT) Sun. night	13
11/24	L	17	Denver (59,142)	21
12/1	W	41	Arizona (45,767)	17
12/8	W	20	at Detroit (46,043) Sun. night	22
12/15	W	21	Tampa Bay (49,302)	10
12/22	L	10	at Green Bay (59,306)	38

298

NFC First-Round Playoffs

(Texas Stadium, Irving, TX)

12/28	L	15	Dallas (64,682)	40
-------	---	----	-----------------	----

1997

Head Coach: Dennis Green

Preseason (3-2)

7/26	W	28	Seattle at Canton (23,846)	26
8/2	W	26	St. Louis Rams (36,971)	6
8/8	L	3	at Buffalo (32,559)	19
8/16	L	13	at Cincinnati (44,316)	6
8/22	W	28	San Diego (44,300)	27

Regular Season (9-7)

Finish: 4th in NFC Central

8/31	W	34	at Buffalo (79,139)	13
9/7	W	27	at Chicago (59,263)	24
9/14	L	14	Tampa Bay (63,697)	28
9/21	L	32	at Green Bay (60,115)	38
9/28	W	28	Philadelphia (55,149) Sun. night	19
10/5	W	20	at Arizona (45,550)	19
10/12	W	21	Carolina (62,625)	14
10/19	BYE WEEK			
10/26	W	10	at Tampa Bay (66,815)	6
11/2	W	23	New England (62,917)	18
11/9	W	29	Chicago (63,443)	22
11/16	L	15	at Detroit (68,910)	38
11/23	L	21	at N.Y. Jets (77,716)	23
12/1	L	11	Green Bay (64,001) Mon. night	27
12/7	L	17	at San Francisco (55,761)	28
12/14	L	13	Detroit (60,982)	14
12/21	W	39	Indianapolis (54,107)	28

354

NFC First-Round Playoffs

(Giants Stadium, East Rutherford, NJ)

12/27	W	23	N.Y. Giants (77,710)	22
-------	---	----	----------------------	----

NFC Divisional Playoffs

(SCGM Park, San Francisco, CA)

1/3/98	L	22	San Francisco (65,018)	38
--------	---	----	------------------------	----

1998

Head Coach: Dennis Green

Preseason (4-0)

8/9	W	28	at New England (54,111)	0
8/15	W	34	Kansas City (60,995)	0
8/22	W	25	at Carolina (64,569) (OT)	22
8/28	W	42	San Diego (62,127)	28

Regular Season (15-1)

Finish: NFC Central Champions

9/6	W	31	Tampa Bay (62,538)	7
9/13	W	38	at St. Louis Rams (56,234)	31
9/20	W	29	Detroit (63,107)	6
9/27	W	31	at Chicago (57,783)	28
10/5	W	37	at Green Bay (59,849) Mon. night	24
10/11	BYE WEEK			
10/18	W	41	Washington (64,004)	7
10/25	W	34	at Detroit (77,885)	13
11/1	L	24	at Tampa Bay (64,979)	27
11/8	W	31	New Orleans (63,779)	24
11/15	W	24	Cincinnati (64,232)	3
11/22	W	28	Green Bay (64,471)	14
11/26	W	46	at Dallas (64,366) Thanksgiving	36
12/6	W	48	Chicago (64,247) Sun. night	22
12/13	W	38	at Baltimore Ravens (69,074)	28
12/20	W	50	Jacksonville (64,363) Sun. night	10
12/26	W	26	at Tennessee (41,121) Sat. day	16

556

NFC Divisional Playoffs

(Metrodome, Minneapolis, MN)

1/10/99	W	41	Arizona (63,760)	21
---------	---	----	------------------	----

NFC Championship Game

(Metrodome, Minneapolis, MN)

1/17/99	L	27	Atlanta (64,060) (OT)	30
---------	---	----	-----------------------	----

1999

Head Coach: Dennis Green

Preseason (2-2)

8/13	L	21	N.Y. Giants (63,434)	36
8/21	W	24	at Cleveland (71,398)	17
8/26	W	17	Philadelphia (63,387)	13
9/3	L	17	at N.Y. Jets (76,782)	38

Regular Season (10-6)

Finish: 2nd in NFC Central

9/12	W	17	at Atlanta (69,555)	14
9/19	W	17	Oakland (64,080)	22
9/26	L	20	at Green Bay (59,868)	23
10/3	W	21	Tampa Bay (64,105)	24
10/10	L	22	Chicago (64,107)	24
10/17	L	23	at Detroit (76,516)	25
10/24	W	40	San Francisco (64,109)	16
10/31	W	23	at Denver (75,021)	20
11/8	W	27	Dallas (64,111) Mon. night	17
11/14	W	27	at Chicago (66,944) (OT)	24
11/21	BYE WEEK			
11/28	W	35	San Diego (64,232)	27
12/6	L	17	at Tampa Bay (65,741) Mon. night	24
12/12	L	28	at Kansas City (78,932) Sun. night	31
12/20	W	24	Green Bay (64,203) Mon. night	20
12/26	W	34	at N.Y. Giants (78,095)	17
12/30	W	24	Detroit (64,103)	17

399

NFC First-Round Playoffs

(Metrodome, Minneapolis, MN)

1/9/00	W	27	Dallas (64,056)	10
--------	---	----	-----------------	----

NFC Divisional Playoffs

(TWA Dome, St. Louis, MO)

1/16/00	L	37	St. Louis Rams (66,194)	49
---------	---	----	-------------------------	----

2000

Head Coach: Dennis Green

Preseason (1-3)

8/5	L	24	New Orleans (63,445)	25
8/12	L	7	at San Diego (43,805)	31
8/18	W	35	Arizona Cards (63,563)	17
8/24	L	30	at Indianapolis (51,337)	32

Regular Season (11-5)

Finish: NFC Central Champions

9/3	W	30	Chicago (64,104)	27
9/10	W	13	Miami (64,112)	7
9/17	W	21	at New England (60,292)	13
9/24	BYE WEEK			
10/1	W	31	at Detroit (76,438)	24

10/9	W	30	Tampa Bay (64,162) Mon. night	23
10/15	W	28	at Dallas (66,944) Sun. night	16
10/22	W	31	Buffalo (64,116)	27
10/29	L	13	at Tampa Bay (65,589)	41
11/6	L	20	at Green Bay (59,854) (OT) MNF	26
11/12	W	31	Arizona (64,223)	14
11/19	W	31	Carolina (64,208)	17
11/23	W	27	at Dallas (63,878) Thanksgiving	15
11/30	W	24	Detroit (64,214) Thurs. night	17
12/10	L	29	at St. Louis Rams (66,273)	40
12/17	L	28	Green Bay (64,183)	33
12/24	L	10	at Indianapolis Colts (56,672)	31

371

NFC Divisional Playoffs

(Metrodome, Minneapolis, MN)

1/6/01 W 34 New Orleans (63,881)

NFC Championship

(Giants Stadium, East Rutherford, NJ)

1/14/01 L 0 NY Giants (79,310)

2001

Head Coach: Dennis Green (first 15 games), Mike Tice (final game)
Preseason (4-0)

8/11 W 28 New Orleans (46,752) 21
at San Antonio, TX

8/16 W 24 Pittsburgh (63,790) 10

8/24 W 28 Indianapolis (63,804) 21

8/31 W 20 at Miami (60,136) 7

Regular Season (5-11)

Finish: 4th in NFC Central

9/9 L 13 Carolina (64,108) 24

9/23 L 10 at Chicago (66,944) 17

9/30 W 20 Tampa Bay (64,105) 16

10/7 L 15 at New Orleans (70,020) 28

10/14 W 31 Detroit (64,048) 26

10/21 W 35 Green Bay (64,165) 13

10/28 L 14 at Tampa Bay (65,558) 41

11/4 BYE WEEK

11/11 L 17 at Philadelphia (65,638) 48

11/19 W 28 N.Y. Giants (64,283) Mon. night 16

11/25 L 6 Chicago (64,214) Sun. night 13

12/2 L 16 at Pittsburgh (62,661) 21

12/9 W 42 Tennessee (64,271) 24

12/16 L 24 at Detroit (72,190) 27

12/23 L 3 Jacksonville (64,150) 33

12/30 L 13 at Green Bay (59,870) 24

1/7/02 L 3 at Baltimore (69,465) Mon. night 19

290 390

2002

Head Coach: Mike Tice
Preseason (2-2)

8/10 L 15 Cleveland (63,532) 27

8/16 W 24 at Buffalo (46,027) 21

8/23 W 14 Tennessee (63,845) 10

8/29 L 14 at Pittsburgh (57,062) 17

Regular Season (6-10)

Finish: 2nd in NFC North

9/8 L 23 at Chicago (63,226) (Champaign, IL) 27

9/15 L 39 Buffalo (64,047) (OT) 45



Antoine Winfield was NFC Defensive Player of the Week for the 2004 Wild Card Playoff win at Green Bay.

9/22	L	14	Carolina (63,945)	21
9/29	L	23	at Seattle (65,212) Sun. night	48
10/6	BYE WEEK			
10/13	W	31	Detroit (64,013)	24
10/20	L	7	at N.Y. Jets (78,516)	20
10/27	W	25	Chicago (64,122)	7
11/3	L	24	at Tampa Bay (65,667)	38
11/10	L	20	N.Y. Giants (64,005)	27
11/17	W	31	Green Bay (64,153)	21
11/24	L	17	at New England (68,436)	24
12/1	L	24	Atlanta (63,947) (OT)	30
12/8	L	22	at Green Bay (64,070) Sun. night	26
12/15	W	32	at New Orleans (67,851)	31
12/21	W	20	Miami (64,285) Sat. day	17
12/29	W	38	at Detroit (60,233)	36

390 442

2003

Head Coach: Mike Tice
Preseason (1-3)

8/9 L 14 Jacksonville (63,370) 16

8/16 L 16 at Kansas City (75,634) 26

8/22 W 21 at Oakland (37,411) 6

8/28 L 27 Arizona (63,473) 31

Regular Season (9-7)

Finish: 2nd in NFC North

9/7 W 30 at Green Bay (70,505) 25

9/14 W 24 Chicago (64,144) Sun. night 13

9/21 W 23 at Detroit (60,865) 13

9/28 W 35 San Francisco (64,111) 7

10/5 W 39 at Atlanta (70,427) 26

10/12 BYE WEEK

10/19 W 28 Denver (64,381) 20

10/26 L 17 N.Y. Giants (64,114) 29

11/2 W 27 Green Bay (64,482) Sun. night 30

11/9 L 28 at San Diego (64,738) 42

11/16 L 18 at Oakland (56,653) 28

11/23 W 24 Detroit (63,946) 14

11/30 L 17 at St. Louis (66,134) 48

12/7 W 34 Seattle (63,968) 7

12/14 L 10 at Chicago (61,804) 13

12/20 W 45 Kansas City (64,291) Sat. day 20

12/28 L 17 at Arizona (52,734) 18

416 353

2004

Head Coach: Mike Tice
Preseason (2-2)

8/14 W 23 Arizona (63,658) 6

8/20 L 24 at Atlanta (70,623) 27

8/27 W 23 San Francisco (63,960) 10

9/2 L 21 at Seattle (50,198) 23

Regular Season (8-8)

Finish: 2nd in NFC North

9/12 W 35 Dallas (64,105) 17

9/20 L 16 at Philadelphia (67,676) Mon. night 27

9/26 W 27 Chicago (64,163) 22

10/3 BYE WEEK

10/10 W 34 at Houston (70,718) (OT) 28

10/17 W 38 at New Orleans (64,900) Sun. night 31

10/24 W 20 Tennessee (64,108) 3

10/31 L 13 N.Y. Giants (64,012) 34

11/8 L 28 at Indianapolis (57,307) Mon. night 31

11/14 L 31 at Green Bay (70,671) 34

11/21 W 22 Detroit (64,156) 19

11/28 W 27 Jacksonville (64,004) 16

12/5 L 14 at Chicago (62,051) 24

12/12 L 23 Seattle (64,110) 27

12/19 W 28 at Detroit (62,337) 27

12/24 L 31 Green Bay (64,311) Fri. day 34

1/2 L 18 at Washington (76,876) 21

405 395

NFC First-Round Playoffs

(Lambeau Field, Green Bay, WI)

1/9/05 W 31 Green Bay (71,705) 17

NFC Divisional Playoffs

(Lincoln Financial Field, Philadelphia, PA)

1/16/05 L 14 Philadelphia (67,722) 27

2005

Head Coach: Mike Tice
Preseason (3-1)

8/12 W 27 Kansas City (63,621) 16

8/19 L 21 at N.Y. Jets (76,441) 28

8/26 W 19 San Diego (64,172) 16

9/2 W 23 at Seattle (63,746) 21

Regular Season (9-7)

Finish: 2nd in NFC North

9/11 L 13 Tampa Bay (63,939) 24

9/18 L 8 at Cincinnati (65,763) 37

9/25	W	33	New Orleans (63,952)	16
10/2	L	10	at Atlanta (69,552)	30
10/9	BYE WEEK			
10/16	L	3	at Chicago (62,143)	28
10/23	W	23	Green Bay (64,278)	20
10/30	L	13	at Carolina (73,502)	38
11/6	W	27	Detroit (63,813)	14
11/13	W	24	at N.Y. Giants (78,637)	21
11/21	W	20	at Green Bay (70,610) Mon. night	17
11/27	W	24	Cleveland (63,814)	12
12/4	W	21	at Detroit (61,375)	16
12/11	W	27	St. Louis (64,005)	13
12/18	L	3	Pittsburgh (64,136)	18
12/25	L	23	at Baltimore (70,246) Sun. night	30
1/1/06	W	34	Chicago (64,023)	10

306 344

2006

Head Coach: Brad Childress
Preseason (2-1-1)

8/14 L 13 Oakland (63,278) 16

8/19 W 17 at Pittsburgh (57,813) 13

8/25 W 30 Baltimore (63,257) 7

8/31 T 10 at Dallas (60,299) 10

Regular Season (6-10)

Finish: 3rd in NFC North

9/11 W 19 at Washington (90,608) Mon. night 16

9/17 W 16 Carolina (63,623) (OT) 13

9/24 L 16 Chicago (63,754) 19

10/1 L 12 at Buffalo (71,972) 17

10/8 W 26 Detroit (63,906) 13

10/15 BYE WEEK

10/22 W 31 at Seattle (63,118) 13

10/30 L 7 New England (63,819) Mon. night 31

11/5 L 3 at San Francisco (68,088) 9

11/12 L 17 Green Bay (63,924) 23

11/19 L 20 at Miami (73,070) 24

11/26 W 31 Arizona (63,483) 26

12/3 L 13 at Chicago (62,221) 23

12/10 W 30 at Detroit (60,861) 20

12/17 L 13 N.Y. Jets (63,677) 26

12/21 L 7 at Green Bay (70,864) Thurs. night 9

12/31 L 21 St. Louis (63,557) 41

282 327

2007

Head Coach: Brad Childress
Preseason (2-2)

8/10 L 10 St. Louis (62,666) 13

8/17 W 37 at N.Y. Jets (75,851) 20

8/25 L 13 at Seattle (66,723) 30

8/30 W 23 Dallas (62,938) 14

Regular Season (8-8)

Finish: 2nd in NFC North

9/9 W 24 Atlanta (62,815) 3

9/16 L 17 at Detroit (61,771) (OT) 20

9/23 L 10 at Kansas City (78,038) 13

9/30 L 16 Green Bay (63,779) 17

10/7 BYE WEEK

10/14 W 34 at Chicago (62,174) 31

10/21 L 14 at Dallas (63,432) 24

10/28 L 16 Philadelphia (63,019) 23

11/4 W 35 San Diego (63,043) 17

11/11 L 0 at Green Bay (70,945) 34

11/18 W 29 Oakland (62,960) 22

11/25 W 41 at N.Y. Giants (78,591) 17

12/2 W 42 Detroit (62,996) 10

12/7 W 27 at San Francisco (68,050) 7

12/17 W 20 Chicago (63,800) Mon. night 13

12/23 L 21 Washington (63,634) Sun. night 32

12/30 L 19 at Denver (76,084) (OT) 22

365 31

2008

Head Coach: Brad Childress
Preseason (1-3)

8/9 L 17 Seattle (62,545) 34

8/16 W 23 at Baltimore (70,585) 15

8/23 L 10 Pittsburgh (62,625) 12

8/28 L 10 at Dallas (60,246) 16

Regular Season (10-6)

Finish: NFC North Champions

9/8 L 19 at Green Bay (71,004) Mon. night 24

9/14 L 15 Indianapolis (63,585) 18

9/21 W 20 Carolina (62,628) 10

9/28 L 17 at Tennessee (63,143) 30

10/6 W 30 at New Orleans (70,015) Mon. night 27

10/12 W 12 Detroit (62,867) 10

10/19 L 41 at Chicago (62,235) 48

10/26 BYE WEEK

11/2 W 28 Houston (62,839) 21

11/9	W	28	Green Bay (63,845)	27
11/16	L	13	at Tampa Bay (65,278)	19
11/23	W	30	at Jacksonville (65,064)	12
11/30	W	34	Chicago (63,722) Sun. night	14
12/7	W	20	at Detroit (50,444)	16
12/14	W	35	at Arizona (64,457)	14
12/21	L	17	Atlanta (62,889)	24
12/28	W	20	N.Y. Giants (63,761)	19
379				333

NFC First-Round Playoffs

(Metrodome, Minneapolis, MN)				
1/4/09	L	14	Philadelphia (61,746)	26

2009**Head Coach: Brad Childress****Preseason (3-1)**

8/14	W	13	at Indianapolis (65,484)	3
8/21	W	17	Kansas City (62,782)	13
8/31	W	17	at Houston (70,191)	10
9/4	L	31	Dallas (62,334)	35

Regular Season (12-4)**Finish: NFC North Champions**

9/13	W	34	at Cleveland (70,560)	20
9/20	W	27	at Detroit (56,269)	13
9/27	W	27	San Francisco (63,398)	24
10/5	W	30	Green Bay (63,846) Mon. night	23
10/11	W	38	at St. Louis (60,166)	10
10/18	W	33	Baltimore (63,689)	31
10/25	L	17	at Pittsburgh (65,597)	27
11/1	W	38	at Green Bay (71,213)	26
11/8 BYE WEEK				
11/15	W	27	Detroit (63,854)	9
11/22	W	35	Seattle (63,854)	10
11/29	W	36	Chicago (63,854)	10
12/6	L	17	at Arizona (64,121) Sun. night	30
12/13	W	30	Cincinnati (63,854)	4
12/20	L	7	at Carolina (73,515) Sun. night	26
12/28	L	30	at Chicago (62,479) (OT) Mon. night	36
1/3/10	W	44	N.Y. Giants (63,854)	7
470				312

NFC Divisional Playoffs

(Metrodome, Minneapolis, MN)				
1/17/10	W	34	Dallas (63,547)	3

NFC Championship

(Superdome, New Orleans, LA)				
1/24/10	L	28	New Orleans (71,276) (OT)	31

2010**Head Coach: Brad Childress (first 10 games), Leslie Frazier (final 6 games)****Preseason (3-1)**

8/14	W	28	at St. Louis (40,801)	7
8/22	L	10	at San Francisco (69,732)	15
8/28	W	24	Seattle (63,550)	13
9/2	W	31	Denver (63,328)	24

Regular Season (6-10)**Finish: 4th in NFC North**

9/9	L	9	at New Orleans (70,051) Thu. night	14
9/19	L	10	Miami (63,846)	14
9/26	W	24	Detroit (63,377)	10
10/3 BYE WEEK				
10/11	L	20	at N.Y. Jets (77,909) Mon. night	29
10/17	W	24	Dallas (64,120)	21
10/24	L	24	at Green Bay (71,077) Sun. night	28
10/31	L	18	at New England (68,756)	28
11/7	W	27	Arizona (64,120) (OT)	24
11/14	L	13	at Chicago (62,206)	24
11/21	L	3	Green Bay (64,120)	31
11/28	W	17	at Washington (83,602)	13
12/5	W	38	Buffalo (64,012)	14
12/13	L	3	N.Y. Giants (45,910)* Mon. night	21
12/20	L	14	Chicago (45,504)* Mon. night	40
12/28	W	24	at Philadelphia (69,144)* Tue. night	14
1/2/11	L	13	at Detroit (57,013)	20
281				348

Played at Ford Field, Detroit, moved due to weather-related Metrodome collapse

* Played at TCF Bank Stadium, Univ. of MN

^ Delayed from 12/26 by blizzard in Philadelphia

2011**Head Coach: Leslie Frazier****Preseason (2-2)**

8/13	L	3	at Tennessee (69,143)	14
8/20	W	20	at Seattle (65,599)	9
8/27	L	17	Dallas (62,800)	23
9/1	W	28	Houston (62,148)	0

Regular Season (3-13)**Finish: 4th in NFC North**

9/11	L	17	at San Diego (66,716)	24
------	---	----	-----------------------	----



Mike Zimmer won his head coaching debut in the 2014 season opener at St. Louis, a 34-6 victory.

9/18	L	20	Tampa Bay (62,461)	24
9/25	L	23	Detroit (62,466)	26
10/2	L	17	at Kansas City (72,931)	22
10/9	W	34	Arizona (62,479)	10
10/16	L	10	at Chicago (62,322) Sun. night	39
10/23	W	27	Green Bay (63,946)	33
10/30	W	24	at Carolina (72,095)	21
11/6 BYE WEEK				
11/14	L	7	at Green Bay (70,519) Mon. night	45
11/20	L	21	Oakland (62,748)	27
11/27	L	14	at Atlanta (68,115)	24
12/4	L	32	Denver (62,939)	35
12/11	L	28	at Detroit (63,988)	34
12/18	L	20	New Orleans (62,623)	42
12/24	W	33	at Washington (63,370) Sat. day	26
1/1/12	L	13	Chicago (62,867)	17
340				449

2012**Head Coach: Leslie Frazier****Preseason (1-3)**

8/10	L	6	at San Francisco (69,732)	17
8/17	W	36	Buffalo (56,430)	14
8/24	L	10	San Diego (56,521)	12
8/30	L	24	at Houston (71,116)	28

Regular Season (10-6)**Finish: 2nd in NFC North**

9/9	W	26	Jacksonville (56,607) (OT)	23
9/16	L	20	at Indianapolis (63,312)	23
9/23	W	24	San Francisco (57,288)	13
9/30	W	20	at Detroit (63,516)	13
10/7	W	30	Tennessee (57,652)	7
10/14	L	26	at Washington (78,476)	38
10/21	W	21	Arizona (61,068)	14
10/25	L	17	Tampa Bay (60,860) Thurs. night	36
11/4	L	20	at Seattle (67,584)	30
11/11	W	34	Detroit (64,059)	24
11/18 BYE WEEK				
11/25	L	10	at Chicago (62,306)	28
12/2	L	14	at Green Bay (70,567)	28
12/9	W	21	Chicago (64,134)	14
12/16	W	36	at St. Louis (55,751)	22
12/23	W	23	at Houston (71,688)	6
12/30	W	37	Green Bay (64,134)	34
379				348

NFC First-Round Playoffs

(Lambeau Field, Green Bay, WI)				
1/5/13	L	10	at Green Bay (71,548)	24

2013**Head Coach: Leslie Frazier****Preseason (1-3)**

8/9	L	13	Houston (62,306)	27
8/16	L	16	at Buffalo (60,164)	20
8/25	L	14	at San Francisco (69,732)	34
8/29	W	24	Tennessee (62,603)	23

Regular Season (5-10-1)**Finish: 4th in NFC North**

9/8	L	24	at Detroit (62,461)	34
9/15	L	30	at Chicago (62,181)	31
9/22	L	27	Cleveland (63,672)	31

9/29	W	34	Pittsburgh at London ^ (83,518)	27
10/6 BYE WEEK				
10/13	L	10	Carolina (63,963)	35
10/21	L	7	at N.Y. Giants (79,314) Mon. night	23
10/27	L	31	Green Bay (64,134) Sun. night	44
11/3	L	23	at Dallas (85,360)	27
11/7	W	34	Washington (64,011) Thurs. night	27
11/17	L	20	at Seattle (68,235)	41
11/24	T	26	at Green Bay (77,871) (OT)	26
12/1	W	23	Chicago (64,134) (OT)	20
12/8	L	26	at Baltimore (70,921)	29
12/15	W	48	Philadelphia (64,087)	30
12/22	L	14	at Cincinnati (61,555)	42
12/29	W	14	Detroit (64,134)	13
391				480

^ Played at Wembley Stadium, London

2014**Head Coach: Mike Zimmer****Preseason (4-0)**

8/8	W	10	Oakland (51,752)	6
8/16	W	38	Arizona (51,763)	28
8/23	W	30	at Kansas City (73,442)	12
8/28	W	19	at Tennessee (69,143)	3

Regular Season (7-9)**Finish: 3rd in NFC North**

9/7	W	34	at St. Louis (55,919)	6
9/14	L	7	New England (52,350)	30
9/21	L	9	at New Orleans (73,005)	20
9/28	W	41	Atlanta (52,173)	28
10/6	L	10	at Green Bay (78,054) Thurs. night	42
10/12	L	3	Detroit (52,213)	17
10/19	L	16	at Buffalo (68,477)	17
10/26	W	19	at Tampa Bay (56,577) (OT)	13
11/2	W	29	Washington (52,252)	26
11/9 BYE WEEK				
11/16	L	13	at Chicago (61,792)	21
11/23	L	21	Green Bay (52,386)	24
11/30	W	31	Carolina (52,016)	14
12/7	W	30	N.Y. Jets (52,512) (OT)	24
12/14	L	14	at Detroit (62,490)	16
12/21	L	35	at Miami (66,203)	37
12/28	W	13	Chicago (52,364)	9
325				343

2015**Head Coach: Mike Zimmer****Preseason (4-1)**

8/9	W	14	Pittsburgh at Canton (23,379)	3
8/15	W	26	Tampa Bay (50,610)	16
8/22	W	20	Oakland (50,656)	12
8/29	W	28	at Dallas (86,082)	14
9/3	L	17	at Tennessee (61,294)	24

Regular Season (11-5)**Finish: 1st in NFC North**

9/14	L	3	at San Francisco (70,499) Mon. night	20
9/20	W	26	Detroit (52,319)	16
9/27	W	31	San Diego (52,400)	14
10/4	L	20	at Denver (77,029)	23
10/11 BYE WEEK				
10/18	W	16	Kansas City (52,480)	10
10/25	W	28	at Detroit (60,231)	19
11/1	W	23	at Chicago (62,231)	20
11/8	W	21	St. Louis (52,405) (OT)	18
11/15	W	30	at Oakland (54,700)	14
11/22	L	13	Green Bay (52,529)	30



The Vikings won their first regular season international game in 2013 over Pittsburgh.

2020 VIKINGS

11/29	W	20	at Atlanta (70,610)	10
12/6	L	7	Seattle (52,430)	38
12/10	L	20	at Arizona (64,784) Thurs. night	23
12/20	W	38	Chicago (52,421)	17
12/27	W	49	N.Y. Giants (52,455) Sun. night	17
1/3/16	W	20	at Green Bay (78,412) Sun. night	13
		365		302
NFC First-Round Playoffs				
(TCF Bank Stadium, Minneapolis, MN)				
1/10/16	L	9	Seattle (52,090)	10

2016

Head Coach: Mike Zimmer

Preseason (4-0)

8/12	W	17	at Cincinnati (50,737)	16
8/18	W	18	at Seattle (68,469)	11
8/28	W	23	San Diego (66,143)	10
9/1	W	27	L.A. Rams (66,262)	25

Regular Season (8-8)

Finish: 3rd in NFC North

9/11	W	25	at Tennessee (63,816)	16
9/18	W	17	Green Bay (66,813) Sun. night	14
9/25	W	22	at Carolina (73,818)	10
10/3	W	24	N.Y. Giants (66,690) Mon. night	10
10/9	W	31	Houston (66,683)	13
10/16	BYE WEEK			
10/23	L	10	at Philadelphia (69,596)	21
10/31	L	10	at Chicago (68,422) Mon. night	20
11/6	L	16	Detroit (66,807)	22
11/13	L	20	at Washington (78,216)	26
11/20	W	30	Arizona (66,808)	24
11/24	L	13	at Detroit (63,793) Thanksgiving	16
12/1	L	15	Dallas (66,860) Thurs. night	17
12/11	W	25	at Jacksonville (62,701)	16
12/18	L	6	Indianapolis (66,820)	34
12/24	L	25	at Green Bay (77,856) Sat. day	38
1/1/17	W	38	Chicago (66,808)	10
		327		307

2017

Head Coach: Mike Zimmer

Preseason (2-2)

8/10	W	17	at Buffalo (60,459)	10
8/18	L	13	at Seattle (68,550)	20
8/27	W	32	San Francisco (66,551)	31
8/31	L	9	Miami (66,409)	30

Regular Season (13-3)

Finish: 1st in NFC North

9/11	W	29	New Orleans (66,606) Mon. night	19
9/17	L	9	at Pittsburgh (65,971)	26
9/24	W	34	Tampa Bay (66,390)	17
10/1	L	7	Detroit (66,730)	14
10/9	W	20	at Chicago (61,834) Mon. night	17
10/15	W	23	Green Bay (66,848)	10
10/22	W	24	Baltimore (66,751)	16
10/29	W	33	at Cleveland (London)* (74,237)	16
11/5	BYE WEEK			
11/12	W	38	at Washington (74,476)	30
11/19	W	24	Los Angeles Rams (66,809)	7
11/23	W	30	at Detroit (66,613) Thanksgiving	23
12/3	W	14	at Atlanta (71,185)	9
12/10	L	24	at Carolina (73,728)	31
12/17	W	34	Cincinnati (66,833)	7

12/23	W	16	at Green Bay (78,092) Sat. night	0
12/31	W	23	Chicago (66,808)	10
		382		252
^ Played at Twickenham Stadium, London				
NFC Divisional Round Playoffs				
(U.S. Bank Stadium, Minneapolis, MN)				
1/14/18	W	29	New Orleans (66,612)	24
NFC Championship Game				
(Lincoln Financial Field, Philadelphia, PA)				
1/21/18	L	7	Philadelphia (69,596)	38

2018

Head Coach: Mike Zimmer

Preseason (3-1)

8/11	W	42	at Denver (75,530)	28
8/18	L	10	Jacksonville (66,637)	14
8/24	W	21	Seattle (66,676)	20
8/30	W	13	at Tennessee (61,455)	3

Regular Season (8-7-1)

Finish: 2nd in NFC North

9/9	W	24	San Francisco (66,673)	16
9/16	T	29	at Green Bay (78,461)	29
9/23	L	6	Buffalo (66,800)	27
10/7	T	31	at L.A. Rams (72,027) Thurs. night	38
10/7	W	23	at Philadelphia (69,696)	21
10/14	W	27	Arizona (66,801)	17
10/21	W	37	at N.Y. Jets (77,982)	17
10/28	L	20	New Orleans (66,801) Sun. night	30
11/4	W	24	Detroit (66,825)	9
11/11	BYE WEEK			
11/18	L	20	at Chicago (61,651)	25
11/25	W	24	Green Bay (66,872) Sun. night	17
12/2	L	10	at New England (65,878)	24
12/10	L	7	at Seattle (69,007) Mon. night	21
12/16	W	41	Miami (66,841)	17
12/23	W	27	at Detroit (61,641)	9
12/30	L	10	Chicago (66,878)	24
		360		341

2019

Head Coach: Mike Zimmer

Preseason (3-1)

8/9	W	34	at New Orleans (73,018)	25
8/18	W	25	Seattle (66,636)	19
8/24	W	20	Arizona (66,698)	9
8/29	L	23	at Buffalo (57,765)	27

Regular Season (10-6)

Finish: 2nd in NFC North

9/8	W	28	Atlanta (66,714)	12
9/15	L	16	at Green Bay (78,416)	28
9/22	W	34	Oakland (66,738)	14
9/29	L	6	at Chicago (62,131)	16
10/6	W	28	at NY Giants (75,041)	10
10/13	W	38	Philadelphia (66,837)	20
10/20	W	42	at Detroit (60,314)	30
10/24	W	19	Washington (66,776) Thurs. night	9
11/3	L	23	at Kansas City (73,615)	26
11/10	W	28	at Dallas (91,188) Sun. night	24
11/17	W	27	Denver (66,883)	23
11/24	BYE WEEK			
12/2	L	30	at Seattle (69,080) Mon. night	37
12/8	W	20	Detroit (66,776)	7
12/15	W	39	at L.A. Chargers (25,445)	10

12/23	L	10	Green Bay (67,167) Mon. night	23
12/29	L	19	Chicago (66,913)	21
NFC First-Round Playoffs				
(Mercedes-Benz Stadium, New Orleans, LA)				
1/5/20	W	26	at New Orleans (73,038) (OT)	20
NFC Divisional Round Playoffs				
(Levi's Stadium, Santa Clara, CA)				
1/11/20	L	10	at San Francisco (71,649)	27

2020

Head Coach: Mike Zimmer

Regular Season (6-8)

Finish:

9/13	L	34	Green Bay (0)	43
9/20	L	11	at Indianapolis (2,500)	28
9/27	L	30	Tennessee (0)	31
10/4	W	31	at Houston (12,102)	23
10/11	L	26	at Seattle (0) Sun. night	27
10/18	L	23	Atlanta (0)	40
10/25	BYE WEEK			
11/1	W	28	at Green Bay (0)	22
11/8	W	34	Detroit (0)	20
11/16	W	19	at Chicago (0) Mon. night	13
11/22	L	28	Dallas (0)	31
11/29	W	28	Carolina (0)	27
12/6	W	27	Jacksonville (0) OT	24
12/13	L	14	at Tampa Bay (16,031)	26
12/20	L	27	Chicago (0)	33
12/25	at New Orleans	Fri. day		
1/3	at Detroit			



The Vikings won their 1st game of the 2020 season at Houston with the help of Dalvin Cook's 2 rushing TDs and a 100+ yard rushing day.

VIKINGS SUPER BOWL SEASONS

1969 - Super Bowl IV vs. Kansas City at Tulane Stadium, New Orleans

The Vikings advanced to the first Super Bowl in franchise history by capping a 12-2 regular season with playoff wins over the LA Rams in the Western Conference Championship at Met Stadium on December 27 and topping the Cleveland Browns the following week in the final NFL Championship game in league history at the Met. The games were the first playoff wins in franchise history and came in Bud Grant's 3rd season as head coach. The 1969 season was the last under the AFL-NFL format before the rival leagues merged for the 1970 campaign as the NFL and adopted the AFC and NFC conferences and re-alignment.

Grant earned his only NFL Coach of the Year honors for the '69 season. An estimated TV audience of 44.3 million tuned in to CBS to hear Jack Buck and Pat Summerall call the action. The halftime show featured the Southern University marching band and a tribute to Mardi Gras.

AWARD WINNERS:

ALL-PRO: Carl Eller, Alan Page, Mick Tingelhoff

PRO BOWL: Carl Eller, Joe Kapp, Paul Krause, Gary Larsen, Jim Marshall, Mick Tingelhoff, Gene Washington

NFL COACH OF THE YEAR: Bud Grant

TEAM LEADERS:

RUSHING: Dave Osborn- 186 attempts, 643 yards, 7 TDs

PASSING: Joe Kapp- 237 attempts, 120 completions, 1,726 yards, 19 TDs, 13 INTs

RECEIVING: Gene Washington- 39 receptions, 821 yards, 9 TDs

SCORING: Fred Cox- 43 PAT, 26 FG, 121 points

INTERCEPTIONS: Bobby Bryant- 9 INT, 87 yards

TACKLES: Lonnie Warwick- 76 tackles

SACKS: Carl Eller- 15.0

SUPER BOWL IV

USUAL STARTERS:

OFFENSE

WR Gene Washington
LT Grady Alderman
LG Jim Vellone
C Mick Tingelhoff
RG Milt Sunde
RT Doug Davis
TE John Beasley
WR John Henderson
QB Joe Kapp
RB Dave Osborn
FB Bill Brown

USUAL STARTERS: DEFENSE

DE Carl Eller
DT Gary Larsen
DE Alan Page
DE Jim Marshall
LB Roy Winston
LB Lonnie Warwick
LB Wally Hilgenberg
CB Earsell Mackbee
CB Bobby Bryant
SS Karl Kassulke
FS Paul Krause

1969

Head Coach: Bud Grant

Regular Season (12-2)

Finish: NFL Central Champions

9/21	L	23	at N.Y. Giants (62,900)	24
9/28	W	52	Baltimore Colts (47,900)	14
10/5	W	19	Green Bay at U. of MN (60,740)	0
10/12	W	31	at Chicago (45,757)	0
10/19	W	27	at St. Louis Cards (49,430)	10
10/26	W	24	Detroit (47,900)	10
11/2	W	31	Chicago (47,900)	14
11/9	W	51	Cleveland (47,900)	3
11/16	W	9	at Green Bay (Milw.) (48,321)	7
11/23	W	52	Pittsburgh (47,202)	14
11/27	W	27	at Detroit (57,906) Thanksgiving	0
12/7	W	20	at L.A. Rams (80,430)	13
12/14	W	10	San Francisco (43,028)	7
12/21	L	3	at Atlanta (52,872)	10
379				133

Western Conference Championship

(Metropolitan Stadium, Bloomington, MN)

12/27 W 23 L.A. Rams (47,900) 20

NFL Championship

(Metropolitan Stadium, Bloomington, MN)

1/4/70 W 27 Cleveland (47,900) 7

Super Bowl IV

(Tulane Stadium, New Orleans, LA)

1/11/70 L 7 Kansas City (80,562) 23

1973 - Super Bowl VIII vs. Miami at Rice Stadium, Houston

The Vikings earned the 2nd Super Bowl berth in club history following the 1973 season, riding a 12-2 regular season into playoff wins over Washington at Met Stadium in the Divisional Round and then capturing the NFC title in Dallas, which remains the only road NFC Championship Game the Vikings have won. The team was spearheaded by QB Fran Tarkenton, who was back with the club for the 2nd season as the starter following a 1972 trade that brought the scrambler back from New York. Tarkenton got a new weapon in NFL Rookie of the Year RB Chuck Foreman

and Page was recognized as the NFL's Defensive Player of the Year for the 2nd time in 3 seasons (1971, '73).

An estimated TV audience of 41.6 million heard the CBS crew of Ray Scott, Pat Summerall and Bart Starr do the game. The halftime show featured the University of Texas marching band with Miss Texas as a fiddle accompaniment in the A Musical America program.

AWARD WINNERS:

ALL-PRO: Carl Eller, John Gilliam, Alan Page, Fran Tarkenton, Ron Yary

PRO BOWL: Carl Eller, Chuck Foreman, John Gilliam, Paul Krause, Alan Page, Jeff Siemon, Ron Yary

NFL DEFENSIVE PLAYER OF THE YEAR: Alan Page

NFL ROOKIE OF THE YEAR: Chuck Foreman

TEAM LEADERS:

RUSHING: Dave Osborn- 182 attempts, 801 yards, 4 TDs

PASSING: Fran Tarkenton- 378 attempts, 215 completions, 2,651 yards, 18 TDs, 13 INTs

RECEIVING: John Gilliam- 42 receptions, 907 yards, 8 TDs

SCORING: Fred Cox- 33 PAT, 21 FG, 96 points

INTERCEPTIONS: Bobby Bryant- 7 INT, 105 yards, 1 TD

TACKLES: Jeff Siemon- 155 tackles

SACKS: Carl Eller- 11.0

SUPER BOWL VIII

USUAL STARTERS:

OFFENSE

WR Carroll Dale
LT Grady Alderman
LG Ed White
C Mick Tingelhoff
RG Milt Sunde
RT Ron Yary
TE Stu Voigt
WR John Gilliam
QB Fran Tarkenton
RB Chuck Foreman
RB Oscar Reed

USUAL STARTERS: DEFENSE

DE Carl Eller
DT Gary Larsen
DE Alan Page
DE Jim Marshall
LB Roy Winston
LB Jeff Siemon
LB Wally Hilgenberg
CB Nate Wright
CB Bobby Bryant
SS Jeff Wright
FS Paul Krause

1973

Head Coach: Bud Grant

Regular Season (12-2)

Finish: NFC Central Champions

9/16	W	24	Oakland (46,619)	16
9/23	W	22	at Chicago (55,701)	13
9/30	W	11	Green Bay (48,503)	3
10/7	W	23	at Detroit (54,418)	9
10/14	W	17	at San Francisco (59,359)	13
10/21	W	28	Philadelphia (48,503)	21
10/28	W	10	L.A. Rams (48,503)	9
11/4	W	26	Cleveland (48,503)	3
11/11	W	28	Detroit (48,503)	7
11/19	L	14	at Atlanta (50,850) Mon. night	20
11/25	W	31	Chicago (48,503)	13
12/2	L	0	at Cincinnati (59,580)	27
12/8	W	31	at Green Bay (56,267) Sat. day	7
12/16	W	31	at N.Y. Giants (New Haven) (70,041)	16
296				168

NFC Divisional Playoffs

(Metropolitan Stadium, Bloomington, MN)

12/22 W 27 Washington (46,409) 20

NFC Championship Game

(Texas Stadium, Irving, TX)

12/30 W 27 Dallas (60,272) 10

Super Bowl VIII

(Rice Stadium, Houston,TX)

1/13/74 L 7 Miami (68,142) 24

VIKINGS SUPER BOWL SEASONS

1974 - Super Bowl IX vs. Pittsburgh at Tulane Stadium, New Orleans

The Vikings notched consecutive Super Bowl berths in 1973 and 1974, advancing with a 10-4 regular season mark to the NFC Playoffs in '74 with an offense that ranked #3 in the NFL and a defense ranked #10. Having both units in the top 10 was the 1st time achieving the feat in franchise history and the offense didn't reach #3 again until 1994. The Vikings hosted both the Divisional Round game vs. St. Louis and the NFC title game against Los Angeles at the Met, grinding out a 14-10 win in the game. The game was broadcast on NBC with Curt Gowdy, Al DeRogatis and Don Meredith on the call for an estimated audience of 42.4 million. The Grambling Band led a tribute to Duke Ellington at half.

AWARD WINNERS:**ALL-PRO:** Alan Page, Ed White, Ron Yary**PRO BOWL:** Carl Eller, Chuck Foreman, John Gilliam, Paul Krause, Alan Page, Fran Tarkenton, Ron Yary**TEAM LEADERS:****RUSHING:** Chuck Foreman- 199 attempts, 777 yards, 9 TDs**PASSING:** Fran Tarkenton- 351 attempts, 199 completions, 2,598 yards, 17 TDs, 12 INTs**RECEIVING:** Chuck Foreman- 53 receptions, 586 yards, 6 TDs**SCORING:** Chuck Foreman- 15 TDs, 90 points**INTERCEPTIONS:** Nate Wright- 6 INT, 91 yards**TACKLES:** Jeff Siemon- 151 tackles**SACKS:** Alan Page- 11.0**USUAL STARTERS:****OFFENSE**

WR Jim Lash
LT Charles Goodrum
LG Ed White
C Mick Tingelhoff
RG Andy Maurer
TE Ron Yary
RT Stu Voigt
QB John Gilliam
WR Fran Tarkenton
RB Chuck Foreman
RB Dave Osborn

USUAL STARTERS:**DEFENSE**

DE Carl Eller
DT Doug Sutherland
DT Alan Page
DE Jim Marshall
LB Roy Winston
LB Jeff Siemon
LB Wally Hilgenberg
CB Nate Wright
CB Jackie Wallace
SS Jeff Wright
FS Paul Krause

1974**Head Coach: Bud Grant****Regular Season (10-4)****Finish: NFC Central Champions**

9/15	W	32	at Green Bay (56,312)	17
9/22	W	7	at Detroit (49,703)	6
9/29	W	11	Chicago (46,619)	7
10/6	W	23	at Dallas (60,817)	21
10/13	W	51	Houston (48,490)	10
10/20	L	16	Detroit (48,501)	20
10/27	L	14	New England (48,497)	17
11/3	W	17	at Chicago (55,753)	0
11/11	W	28	at St.L. Cards (51,392) Mon. night	24
11/17	L	7	Green Bay (48,480)	19
11/24	L	17	at L.A. Rams (90,266)	20
12/1	W	29	New Orleans (48,456)	9
12/7	W	23	Atlanta (48,480) Sa	10
12/14	W	35	at Kansas City (72,474) Sat. day	15
310				195

NFC Divisional Playoffs

(Metropolitan Stadium, Bloomington, MN)

12/21 W 30 St. Louis Cards (44,626) 14

NFC Championship Game

(Metropolitan Stadium, Bloomington, MN)

12/29 W 14 L.A. Rams (47,404) 10

Super Bowl IX

(Tulane Stadium, New Orleans, LA)

1/12/75 L 6 Pittsburgh (80,997) 16

1976 - Super Bowl XI vs. Oakland at Rose Bowl, Pasadena

The Vikings celebrated America's Bicentennial with the 3rd Super Bowl appearance in 4 seasons, advancing to Super Bowl XI against Oakland, playing the 1st Super Bowl at the venerable Rose Bowl. The '76 NFC title made the Vikings the 1st team to play in 4 Super Bowls and the berth was the 4th in 8 seasons for the club. C The Vikings 24-13 NFC title game win included one of the most memorable plays in team history when Bobby Bryant returned a blocked Rams FG 90 yards to open the scoring. The Rams cut the lead to 17-13 before a Sammy Johnson TD run put the game away in the 4th quarter of what would be the last home NFC Championship game for the Vikings until the 1998 season.

The offense gained a pair of valuable playmakers that set the tone for the season by trading for Ahmad Rashad and drafting Sammy White, who went on to be the NFL's Rookie of the Year.

The crowd of 103,438 remains the biggest audience the Vikings have played in front of and was the 1st Super Bowl crowd over 100,000, a mark that still stands 3rd in the history of the game, all 3 crowds coming at the Rose Bowl. An estimated TV audience of 44.4 million heard Curt Gowdy and Don Meredith relay the action on NBC. A Disney production entertained at halftime with a program called It's a Small World, including a stadium-wide card stunt.

AWARD WINNERS:**ALL-PRO:** Chuck Foreman, Ron Yary**PRO BOWL:** Chuck Foreman, Alan Page, Jeff Siemon, Fran Tarkenton, Ed White, Sammy White, Ron Yary**NFL ROOKIE OF THE YEAR:** Sammy White**TEAM LEADERS:****RUSHING:** Chuck Foreman- 278 attempts, 1,155 yards, 13 TDs**PASSING:** Fran Tarkenton- 412 attempts, 255 completions, 2,961 yards, 17 TDs, 8 INTs**RECEIVING:** Chuck Foreman- 55 receptions, 567 yards, 1 TD**SCORING:** Fred Cox- 32 PAT, 19 FG, 89 points**INTERCEPTIONS:** Nat Wright- 7 INT, 47 yards, 0 TD**TACKLES:** Jeff Siemon- 161 tackles**SACKS:** Alan Page- 18.0**USUAL STARTERS:****OFFENSE**

WR Ahmad Rashad
LT Steve Riley
LG Charles Goodrum
C Mick Tingelhoff
RG Ed White
TE Ron Yary
RT Stu Voigt
QB Sammy White
WR Fran Tarkenton
RB Chuck Foreman
RB Brent McClanahan

USUAL STARTERS:**DEFENSE**

DE Carl Eller
DT Doug Sutherland
DT Alan Page
DE Jim Marshall
LB Matt Blair
LB Jeff Siemon
LB Wally Hilgenberg
CB Nate Wright
CB Nate Allen
SS Jeff Wright
FS Paul Krause

1976**Head Coach: Bud Grant****Regular Season (11-2-1)****Finish: NFC Central Champions**

9/12	W	40	at New Orleans (58,156)	9
9/19	T	10	L.A. Rams (47,310) (OT)	10
9/26	W	10	at Detroit (77,292)	9
10/4	W	17	Pittsburgh (47,809) Mon. night	6
10/10	W	20	Chicago (47,948)	19
10/17	W	24	N.Y. Giants (47,156)	7
10/24	W	31	at Philadelphia (56,233)	12
10/31	L	13	at Chicago (56,602)	17
11/7	W	31	Detroit (46,735)	23
11/14	W	27	Seattle (45,087)	21
11/21	W	17	at Green Bay (Mil.) (53,104)	10
11/29	L	16	at San Fran. (56,775) Mon. night	20
12/5	W	20	Green Bay (43,700)	9
12/11	W	29	at Miami (46,543) Sat. day	7
305				176

NFC Divisional Playoffs

(Metropolitan Stadium, Bloomington, MN)

12/18 W 35 Washington (47,221) 20

NFC Championship Game

(Metropolitan Stadium, Bloomington, MN)

12/26 W 24 L.A. Rams (47,191) 13

Super Bowl XI

(Rose Bowl, Pasadena, CA)

1/9/77 L 14 Oakland (103,438) 32

YEAR-BY-YEAR CHAMPIONS

NATIONAL FOOTBALL LEAGUE - WESTERN CONFERENCE

WESTERN CONFERENCE: Minnesota, Baltimore, Chicago, Detroit, Green Bay, Los Angeles, San Francisco

	VIKINGS	CONFERENCE CHAMP	NFL CHAMP	SUPER BOWL	NFL MVP	COACH OF THE YEAR
1961	3-11 (7th Western)	Green Bay	Green Bay		Paul Hornung, Green Bay	Allie Sherman, NY Giants
1962	2-11-1 (6th Western)	Green Bay	Green Bay		Jim Taylor, Green Bay	Allie Sherman, NY Giants
1963	5-8-1 (T4th Western)	Chicago	Cleveland		Y.A. Tittle, NY Giants	George Halas, Chicago
1964	8-5-1 (T2nd Western)	Baltimore Colts	Cleveland		Johnny Unitas, Baltimore	Don Shula, Baltimore
1965	7-7 (T5th Western)	Green Bay	Green Bay		Jim Brown, Cleveland	George Halas, Chicago
1966	4-9-1 (T6th Western)	Green Bay	Green Bay	Green Bay (I)	Bart Starr, Green Bay	Tom Landry, Dallas

NATIONAL FOOTBALL LEAGUE - WESTERN CONFERENCE-CENTRAL DIVISION

CENTRAL DIVISION: Minnesota, Chicago, Green Bay, Detroit

	VIKINGS	DIVISION CHAMP	NFL CHAMP	SUPER BOWL	NFL MVP	COACH OF THE YEAR
1967	3-8-3 (4th Central)	Green Bay	Green Bay	Green Bay (II)	Johnny Unitas, Baltimore	Shula & George Allen, LA Rams
1968	8-6 (1st Central)	Minnesota	Baltimore	NY Jets (III)	Earl Morrall, Baltimore	Don Shula, Baltimore
1969	12-2 (1st Central)	Minnesota	Minnesota	Kansas City (IV)	Roman Gabriel, LA Rams	Bud Grant, Minnesota

NATIONAL FOOTBALL LEAGUE - NATIONAL FOOTBALL CONFERENCE-CENTRAL DIVISION

CENTRAL DIVISION: Minnesota, Chicago, Green Bay, Detroit, Tampa Bay (1977-2001)

	VIKINGS	DIVISION CHAMP	NFC CHAMP	SUPER BOWL	NFL MVP	COACH OF THE YEAR
1970	12-2 (1st Central)	Minnesota	Dallas	Baltimore (V)	John Brodie, San Francisco	Paul Brown, Cincinnati
1971	11-3 (1st Central)	Minnesota	Dallas	Dallas (VI)	Alan Page, Minnesota	George Allen, Washington
1972	7-7 (3rd Central)	Green Bay	Washington	Miami (VII)	Larry Brown, Washington	Don Shula, Miami
1973	12-2 (1st Central)	Minnesota	Minnesota	Miami (VIII)	O.J. Simpson, Buffalo	Chuck Knox, LA Rams
1974	10-4 (1st Central)	Minnesota	Minnesota	Pittsburgh (IX)	Ken Stabler, Cleveland	Don Coryell, St. Louis
1975	12-2 (1st Central)	Minnesota	Dallas	Pittsburgh (X)	Fran Tarkenton, Minnesota	Ted Marchibroda, Baltimore
1976	11-2-1 (1st Central)	Minnesota	Minnesota	Oakland (XI)	Bert Jones, Baltimore	Forrest Gregg, Cleveland
1977	9-5 (1st Central)	Minnesota	Dallas	Dallas (XII)	Walter Payton, Chicago	Red Miller, Denver
1978	8-7-1 (1st Central)	Minnesota	Dallas	Pittsburgh (XIII)	Terry Bradshaw, Pittsburgh	Jack Patena, Seattle
1979	7-9 (3rd Central)	Tampa Bay	Los Angeles	Pittsburgh (XIV)	Earl Campbell, Houston	Jack Pardee, Washington
1980	9-7 (1st Central)	Vikings	Philadelphia	Oakland (XV)	Brian Sipe, Cleveland	Chuck Knox, Buffalo
1981	7-9 (4th Central)	Tampa Bay	San Francisco	San Francisco (XVI)	Ken Anderson, Cincinnati	Bill Walsh, San Francisco
1982	5-4 (2nd Central)	none (strike)	Washington	Washington (XVII)	Mark Moseley, Washington	Joe Gibbs, Washington
1983	8-8 (4th Central)	Detroit	Washington	Oakland (XVIII)	Joe Theismann, Washington	Joe Gibbs, Washington
1984	3-13 (5th Central)	Chicago	San Francisco	San Francisco (XIX)	Dan Marino, Miami	Chuck Knox, Seattle
1985	7-9 (3rd Central)	Chicago	Chicago	Chicago (XX)	Marcus Allen, LA Raiders	Mike Ditka, Chicago
1986	9-7 (2nd Central)	Chicago	NY Giants	NY Giants (XXI)	Lawrence Taylor, NY Giants	Bill Parcells, NY Giants
1987	8-7 (2nd Central)	Chicago	Washington	Washington (XXII)	John Elway, Denver	Jim Mora, New Orleans
1988	11-5 (2nd Central)	Chicago	San Francisco	San Francisco (XXIII)	Boomer Esiason, Cincinnati	Mike Ditka, Chicago
1989	10-6 (1st Central)	Minnesota	San Francisco	San Francisco (XXIV)	Joe Montana, San Francisco	Lindy Infante, Green Bay
1990	6-10 (5th Central)	Chicago	NY Giants	NY Giants (XXV)	Joe Montana, San Francisco	Jimmy Johnson, Dallas
1991	8-8 (3rd Central)	Detroit	Washington	Washington (XXVI)	Thurman Thomas, Buffalo	Wayne Fontes, Detroit
1992	11-5 (1st Central)	Minnesota	Dallas	Dallas (XXVII)	Steve Young, San Francisco	Bill Cowher, Pittsburgh
1993	9-7 (2nd Central)	Detroit	Washington	Washington (XXVIII)	Emmitt Smith, Dallas	Dan Reeves, NY Giants
1994	10-6 (1st Central)	Minnesota	San Francisco	San Francisco (XXIX)	Steve Young, San Francisco	Bill Parcells, New England
1995	8-8 (4th Central)	Green Bay	Dallas	Dallas (XXX)	Brett Favre, Green Bay	Ray Rhodes, Philadelphia
1996	9-7 (2nd Central)	Green Bay	Green Bay	Green Bay (XXXI)	Brett Favre, Green Bay	Don Capers, Carolina
1997	9-7 (4th Central)	Green Bay	Green Bay	Denver (XXXII)	Brett Favre, Green Bay	Jim Fassel, NY Giants
1998	15-1 (1st Central)	Minnesota	Atlanta	Denver (XXXIII)	Terrell Davis, Denver	Dan Reeves, Atlanta
1999	10-6 (2nd Central)	Tampa Bay	St. Louis Rams	St. Louis Rams (XXXIV)	Kurt Warner, St. Louis	Dick Vermeil, St. Louis
2000	11-5 (1st Central)	Minnesota	NY Giants	Baltimore (XXXV)	Marshall Faulk, St. Louis	Jim Haslett, New Orleans
2001	5-11 (4th Central)	Chicago	St. Louis Rams	New England (XXXVI)	Kurt Warner, St. Louis	Dick Jauron, Chicago

NATIONAL FOOTBALL LEAGUE - NATIONAL FOOTBALL CONFERENCE- NORTH DIVISION

NORTH DIVISION: Minnesota, Chicago, Detroit, Green Bay

	VIKINGS	DIVISION CHAMP	NFC CHAMP	SUPER BOWL		
2002	6-10 (2nd North)	Green Bay	Tampa Bay	Tampa Bay (XXXVII)	Rich Gannon, Oakland	Andy Reid, Philadelphia
2003	9-7 (2nd North)	Green Bay	Carolina	New England (XXXVIII)	Manning, Ind./McNair, Tenn.	Bill Belichick, New England
2004	8-8 (2nd North)	Green Bay	Philadelphia	New England (XXXIX)	Peyton Manning, Indianapolis	Marty Schottenheimer, San Diego
2005	9-7 (2nd North)	Chicago	Seattle	Pittsburgh (XL)	Shaun Alexander, Seattle	Lovie Smith, Chicago
2006	6-10 (3rd North)	Chicago	Chicago	Indianapolis (XLI)	LaDainian Tomlinson, S.D.	Sean Payton, New Orleans
2007	8-8 (2nd North)	Green Bay	NY Giants	NY Giants (XLII)	Tom Brady, New England	Bill Belichick, New England
2008	10-6 (1st North)	Minnesota	Arizona	Pittsburgh (XLIII)	Peyton Manning, Indianapolis	Mike Smith, Atlanta
2009	12-4 (1st North)	Minnesota	New Orleans	New Orleans (XLIV)	Peyton Manning, Indianapolis	Marvin Lewis, Cincinnati
2010	6-10 (4th North)	Chicago	Green Bay	Green Bay (XLV)	Tom Brady, New England	Bill Belichick, New England
2011	3-13 (4th North)	Green Bay	NY Giants	NY Giants (XLVI)	Aaron Rodgers, Green Bay	Jim Harbaugh, San Francisco
2012	10-6 (2nd North)	Green Bay	San Francisco	Baltimore (XLVII)	Adrian Peterson, Minnesota	Bruce Arians, Indianapolis
2013	5-10-1 (4th North)	Green Bay	Seattle	Seattle (XLVIII)	Peyton Manning, Denver	Ron Rivera, Carolina
2014	7-9 (3rd North)	Green Bay	Seattle	New England (XLIX)	Aaron Rodgers, Green Bay	Bruce Arians, Arizona
2015	11-5 (1st North)	Minnesota	Carolina	Denver (50)	Cam Newton, Carolina	Ron Rivera, Carolina
2016	8-8 (3rd North)	Green Bay	Atlanta	New England (LI)	Matt Ryan, Atlanta	Jason Garrett, Dallas
2017	13-3 (1st North)	Minnesota	Philadelphia	Philadelphia (LII)	Tom Brady, New England	Sean McVay, LA Rams
2018	8-7-1 (2nd North)	Chicago	Los Angeles	New England (LIII)	Patrick Mahomes, Kansas City	Matt Nagy, Chicago
2019	10-6 (2nd NFC North)	Green Bay	San Francisco	Kansas City (LIV)	Lamar Jackson, Baltimore	John Harbaugh, Baltimore

ALL-TIME SUPER BOWL RESULTS

SUPER BOWL DATE	RESULT	SITE	MVP
I 1/15/67	Green Bay 35, Kansas City 10	Los Angeles	QB Bart Starr, Green Bay
II 1/14/68	Green Bay 33, Oakland 14	Miami	QB Bart Starr, Green Bay
III 1/12/69	NY Jets 16, Baltimore 7	Miami	QB Joe Namath, NY Jets
IV 1/11/70	Kansas City 23, Minnesota 7	New Orleans	QB Len Dawson, Kansas City
V 1/17/71	Baltimore 16, Dallas 13	Miami	LB Chuck Howley, Dallas
VI 1/16/72	Dallas 24, Miami 3	New Orleans	QB Roger Staubach, Dallas
VII 1/14/73	Miami 14, Washington 7	Los Angeles	S Jake Scott, Miami
VIII 1/13/74	Miami 24, Minnesota 7	Houston	RB Larry Conka, Miami
IX 1/12/75	Pittsburgh 16, Minnesota 6	New Orleans	RB Franco Harris, Pittsburgh
X 1/18/76	Pittsburgh 21, Dallas 17	Miami	WR Lynn Swann, Pittsburgh
XI 1/9/77	Oakland 32, Minnesota 14	Pasadena	WR Fred Biletnikoff, Oakland
XII 1/15/78	Dallas 27, Denver 10	New Orleans	DT Randy White/DE Harvey Martin, Dallas
XIII 1/21/79	Pittsburgh 35, Dallas 31	Miami	QB Terry Bradshaw, Pittsburgh
XIV 1/20/80	Pittsburgh 31, Los Angeles 19	Pasadena	QB Terry Bradshaw, Pittsburgh
XV 1/25/81	Oakland 27, Philadelphia 10	New Orleans	QB Jim Plunkett, Oakland
XVI 1/24/82	San Francisco 26, Cincinnati 21	Pontiac	QB Joe Montana, San Francisco
XVII 1/30/83	Washington 27, Miami 17	Pasadena	RB John Riggins, Washington
XVIII 1/22/84	LA Raiders 38, Washington 9	Tampa	RB Marcus Allen, LA Raiders
XIX 1/20/85	San Francisco 38, Miami 16	Stanford	QB Joe Montana, San Francisco
XX 1/26/86	Chicago 46, New England 10	New Orleans	DE Richard Dent, Chicago
XXI 1/25/87	NY Giants 39, Denver 20	Pasadena	QB Phil Simms, NY Giants
XXII 1/31/88	Washington 42, Denver 10	San Diego	QB Doug Williams, Washington
XXIII 1/22/89	San Francisco 20, Cincinnati 16	South Florida	WR Jerry Rice, San Francisco
XXIV 1/28/90	San Francisco 55, Denver 10	New Orleans	QB Joe Montana, San Francisco
XXV 1/27/91	NY Giants 20, Buffalo 19	Tampa	RB Ottis Anderson, NY Giants
XXVI 1/26/92	Washington 37, Buffalo 24	Minneapolis	QB Mark Rypien, Washington
XXVII 1/31/93	Dallas 52, Buffalo 17	Pasadena	QB Troy Aikman, Dallas
XXVIII 1/30/94	Dallas 30, Buffalo 13	Atlanta	RB Emmitt Smith, Dallas
XXIX 1/29/95	San Francisco 49, San Diego 26	South Florida	QB Steve Young, San Francisco
XXX 1/28/96	Dallas 27, Pittsburgh 17	Tempe	CB Larry Brown, Dallas
XXXI 1/26/97	Green Bay 35, New England 21	New Orleans	KR/PR Desmond Howard, Green Bay
XXXII 1/25/98	Denver 31, Green Bay 24	San Diego	RB Terrell Davis, Denver
XXXIII 1/31/99	Denver 34, Atlanta 19	South Florida	QB John Elway, Denver
XXXIV 1/30/00	St. Louis 23, Tennessee 16	Atlanta	QB Kurt Warner, St. Louis
XXXV 1/28/01	Baltimore 34, NY Giants 7	Tampa	LB Ray Lewis, Baltimore
XXXVI 2/3/02	New England 20, St. Louis 17	New Orleans	QB Tom Brady, New England
XXXVII 1/26/03	Tampa Bay 48, Oakland 21	San Diego	S Dexter Jackson, Tampa Bay
XXXVIII 2/1/04	New England 32, Carolina 29	Houston	QB Tom Brady, New England
XXXIX 2/6/05	New England 24, Philadelphia 21	Jacksonville	WR Deion Branch, New England
XL 2/5/06	Pittsburgh 21, Seattle 10	Detroit	WR Hines Ward, Pittsburgh
XLI 2/4/07	Indianapolis 29, Chicago 17	South Florida	QB Peyton Manning, Indianapolis
XLII 2/3/08	NY Giants 17, New England 14	Glendale	QB Eli Manning, NY Giants
XLIII 2/1/09	Pittsburgh 27, Arizona 23	Tampa	WR Antonio Holmes, Pittsburgh
XLIV 2/7/10	New Orleans 31, Indianapolis 17	South Florida	QB Drew Brees, New Orleans
XLV 2/6/11	Green Bay 31, Pittsburgh 25	North Texas	QB Aaron Rodgers, Green Bay
XLVI 2/5/12	NY Giants 21, New England 17	Indianapolis	QB Eli Manning, NY Giants
XLVII 2/3/13	Baltimore 34, San Francisco 31	New Orleans	QB Joe Flacco, Baltimore
XLVIII 2/2/14	Seattle 43, Denver 8	East Rutherford	LB Malcolm Smith, Seattle
XLIX 2/1/15	New England 28, Seattle 24	Glendale	QB Tom Brady, New England
50 2/7/16	Denver 24, Carolina 10	Santa Clara	LB Von Miller, Denver
LI 2/5/17	New England 34, Atlanta 28 (OT)	Houston	QB Tom Brady, New England
LII 2/4/18	Philadelphia 41, New England 33	Minneapolis	QB Nick Foles, Philadelphia
LIII 2/3/19	New England 13, Los Angeles 3	Atlanta	WR Julian Edelman, New England
LIV 2/2/20	Kansas City 31, San Francisco 20	South Florida	QB Patrick Mahomes, Kansas City

FUTURE SUPER BOWLS

LV 2/7/21	Raymond James Stadium, Tampa, FL
LVI 2/6/22	LA Stadium at Hollywood Park, Los Angeles, CA

VIKINGS ALL-TIME RECORD

	Won	Lost	Tied	Pct.	Games		Won	Lost	Tied	Pct.	Games
Preseason (1961-2020)	160	101	3	.612	264	NFC Regular and Post-Season	418	342	11	.549	771
Regular Season (1961-2020)	494	411	11	.545	915	AFC Regular and Post-Season	97	98	0	.494	195
Postseason (1961-2020)	21	30	0	.412	51	All Regular and Post-Season	515	440	11	.538	966
All Games (1961-2020)	675	541	14	.554	1,230*	*Vikings faced Dallas in Playoff Bowl on 1/5/69, a postseason exhibition game after being eliminated from playoffs. The game does not count in all-time postseason record and statistics from the game do not count. Total is 1,218 with Playoff Bowl.					
NFC Regular Season	397	317	11	.556	725						
AFC Regular Season	97	94	0	.505	191						

VIKINGS VS. NFC CENTRAL

***1970-2001 Tampa Bay was not in NFC Central in 1976 and moved to NFC South for the 2002 season

Playoff Appearances (Since 1961)	Western Conf./Division Titles (Since 1961)
30- Minnesota Vikings	20- Minnesota Vikings
29- Green Bay Packers	19- Green Bay Packers
16- Chicago Bears	9- Chicago Bears
11- Detroit Lions	3- Detroit Lions
6- Tampa Bay Buccaneers	3- Tampa Bay Buccaneers

SERIES VS. NFC NORTH

Team	Total Games (incl. Playoffs)	All-Time Series	Titles
Chicago Bears	120	61-57-2	4
Detroit Lions	118	77-39-2	0
Green Bay Packers	121	55-63-3	10
Minnesota Vikings	*	-	4

VIKINGS ALL-TIME RECORDS BY MONTH (REGULAR & POST SEASON)

	Total Games	August W-L-T	September W-L-T	October W-L-T	November W-L-T	December W-L-T	January W-L-T	Totals
Arizona	28	0-0-0	0-0-0	7-6-0	6-2-0	3-3-0	1-0-0	17-11-0
Atlanta	32	0-0-0	9-0-0	2-3-0	4-3-0	4-5-0	1-1-0	20-12-0
Baltimore	6	0-0-0	0-0-0	2-0-0	0-0-0	1-2-0	0-1-0	3-3-0
Buffalo	14	1-0-0	1-4-0	2-2-0	0-0-0	4-0-0	0-0-0	8-6-0
Carolina	15	0-0-0	3-2-0	3-2-0	3-0-0	0-2-0	0-0-0	9-6-0
Chicago	120	0-0-0	14-15-0	17-18-0	13-9-0	15-13-2	2-2-0	61-57-2
Cincinnati	13	0-0-0	1-1-0	0-1-0	2-1-0	4-3-0	0-0-0	7-6-0
Cleveland	16	0-0-0	3-1-0	2-1-0	4-1-0	2-1-0	1-0-0	12-4-0
Dallas	32	0-0-0	1-4-0	4-5-0	6-2-0	1-5-0	3-1-0	15-17-0
Denver	15	0-0-0	1-1-0	4-1-0	3-3-0	0-2-0	0-0-0	8-7-0
Detroit	118	0-0-0	18-7-0	16-10-0	25-9-2	17-12-0	1-1-0	77-39-2
Green Bay	121	0-0-0	11-8-1	15-15-0	17-22-2	10-17-0	2-1-0	55-63-3
Houston	5	0-0-0	0-0-0	3-0-0	1-0-0	1-0-0	0-0-0	5-0-0
Indianapolis	26	0-0-0	2-6-0	1-2-1	2-5-0	2-5-0	0-0-0	7-18-1
Jacksonville	6	0-0-0	1-0-0	0-0-0	2-0-0	3-1-0	0-0-0	6-1-0
Kansas City	13	0-0-0	1-2-0	1-1-0	0-2-0	3-2-0	0-1-0	5-8-0
Los Angeles/St. Louis	46	0-0-0	3-3-1	6-4-0	8-4-1	10-5-0	0-1-0	27-17-2
Miami	13	0-0-0	2-2-0	0-2-0	0-1-0	3-1-0	0-2-0	5-8-0
New England	13	0-0-0	2-1-0	0-4-0	1-2-0	1-2-0	0-0-0	4-9-0
New Orleans	35	0-0-0	5-4-0	2-3-0	8-3-0	4-1-0	4-1-0	23-12-0
New York Giants	29	0-0-0	0-2-0	6-4-0	4-2-0	6-2-0	1-2-0	17-12-0
New York Jets	11	0-0-0	0-0-0	2-3-0	0-3-0	1-2-0	0-0-0	3-8-0
Oakland	16	0-0-0	2-3-0	0-1-0	4-2-0	0-3-0	0-1-0	6-10-0
Philadelphia	29	0-0-0	2-3-0	7-3-0	0-2-0	6-2-0	0-4-0	15-14-0
Pittsburgh	18	0-0-0	3-2-0	2-2-0	3-2-0	1-2-0	0-1-0	9-9-0
San Diego/Los Angeles	13	0-0-0	1-2-0	2-0-0	3-3-0	1-1-0	0-0-0	7-6-0
San Francisco	47	0-0-0	9-4-1	6-3-0	2-5-0	5-8-0	1-4-0	23-24-1
Seattle	18	0-0-0	0-2-0	1-2-0	3-4-0	1-3-0	0-1-0	5-13-0
Tampa Bay	55	0-0-0	9-6-0	10-8-0	9-6-0	5-2-0	0-0-0	33-22-0
Tennessee	14	0-0-0	2-2-0	5-0-0	0-1-0	2-2-0	0-0-0	9-5-0
Washington	27	0-0-0	1-1-0	2-2-0	7-4-0	4-2-0	0-4-0	14-13-0
Totals	964	1-0-0	106-87-3	130-108-1	140-103-5	120-112-2	17-28-0	515-441-11

VIKINGS OVERTIME GAMES

OVERTIME RECORD

Won 25, Lost 21, Tied 4

(H: 15-10-1, A: 10-11-3)

9/19/76	T	10	L.A. Rams	10	10/20/91	L	23	at New England	26	12/30/07	L	19	at Denver	22
9/18/77	L	10	Dallas	16	9/6/92	W	23	at Green Bay	20	12/28/09	L	30	at Chicago	36
10/16/77	W	22	Chicago	16	10/20/94	W	13	Green Bay	10	1/24/10	L	28	*at New Orleans	31
9/11/78	W	12	Denver	9	11/13/94	L	20	at New England	26	11/7/10	W	27	Arizona	24
11/26/78	T	10	at Green Bay	10	11/27/94	L	17	Tampa Bay	20	9/25/11	L	23	Detroit	26
9/23/79	W	27	Green Bay	21	12/1/94	W	33	Chicago	27	9/9/12	W	26	Jacksonville	23
12/2/79	L	21	at L.A. Rams	27	9/17/95	L	17	Dallas	23	11/24/13	T	26	at Green Bay	26
9/18/83	W	19	at Tampa Bay	16	10/8/95	W	23	Houston Oilers	17	12/1/13	W	23	Chicago	20
10/23/83	W	20	at Green Bay	17	11/15/95	L	17	at Tampa Bay	20	10/26/14	W	19	at Tampa Bay	13
10/12/86	W	27	at San Francisco	24	11/12/95	W	30	at Arizona	24	12/7/14	W	30	N.Y. Jets	24
11/2/86	L	38	at Washington	44	11/17/96	W	16	at Oakland	13	11/8/15	W	21	St. Louis	18
11/26/87	W	44	at Dallas	38	1/17/99	L	27	*Atlanta	30	11/6/16	L	16	Detroit	22
12/26/87	L	24	Washington	27	11/14/99	W	27	at Chicago	24	9/16/18	T	29	at Green Bay	29
11/5/89	W	23	L.A. Rams	21	11/6/00	L	20	at Green Bay	26	1/5/20	W	26	*at New Orleans	20
12/17/89	L	17	at Cleveland	23	9/15/02	L	39	Buffalo	45	12/6/20	W	27	Jacksonville	24
9/30/90	L	20	Tampa Bay	23	12/1/02	L	24	Atlanta	30	*NFC Wild Card Game				
					10/10/04	W	34	at Houston	28	*NFC Championship Game				
					9/17/06	W	16	Carolina	13					
					9/16/07	L	17	at Detroit	20					

VIKINGS PRIME TIME/THANKSGIVING RECORD (*- SEASON OPENER)

MONDAY NIGHT RECORD

Won 30, Lost 35

(H: 18-9, A: 12-26)

10/26/70	W	13	LA Rams	3
9/20/71	W	16	at Detroit *	3
10/25/71	W	10	Baltimore	0
9/18/72	L	21	Washington *	34
10/23/72	L	10	at Chicago	13
11/19/73	L	14	at Atlanta	20
11/1/74	W	28	at St. Louis	24
10/27/75	W	13	at Chicago	9
10/4/76	W	17	Pittsburgh	6
11/29/76	L	16	at San Francisco	20
10/24/77	L	3	at LA Rams	35
9/11/78	W	12	Denver (OT)	9
9/25/78	W	24	at Chicago	20
10/15/79	L	7	at NY Jets	14
9/14/81	L	10	Oakland	36
11/2/81	L	17	at Denver	19
11/23/81	L	30	at Atlanta	31
1/3/83	W	31	Dallas	27
12/5/83	L	2	at Detroit	13
12/26/87	W	34	Denver	27
12/19/88	W	28	Chicago	24
10/30/89	L	14	at NY Giants	27
12/25/89	W	29	Cincinnati	21
10/15/90	L	24	at Philadelphia	32
11/1/91	L	17	Chicago	34
11/2/92	W	38	at Chicago	10
10/25/93	W	19	at Chicago	12
10/10/94	W	27	at NY Giants	10
12/26/94	W	21	San Francisco	14
10/30/95	L	6	Chicago	14
12/18/95	L	30	at San Francisco	37
10/28/96	L	13	Chicago	15
12/1/97	L	11	Green Bay	27
10/5/98	W	37	at Green Bay	24
11/8/99	W	27	Dallas	17
12/6/99	L	27	Tampa Bay	24
12/20/99	W	24	Green Bay	20
10/9/00	W	30	Tampa Bay	23
11/6/00	L	20	at Green Bay (OT)	26
11/19/01	W	28	NY Giants	16
1/7/02	L	3	at Baltimore	19
9/20/04	L	16	at Philadelphia	27
11/8/04	L	28	at Indianapolis	31
11/21/05	W	20	at Green Bay	17
9/11/06	W	16	at Washington *	13
10/30/06	L	7	New England	31
12/17/07	W	20	Chicago	13
9/8/08	L	19	at Green Bay *	24
10/6/08	W	30	at New Orleans	27
10/5/09	W	30	Green Bay	23
12/28/09	L	30	at Chicago (OT)	36
10/11/10	L	20	at NY Jets	29
12/13/10	L	3	NY Giants+	21
12/20/10	L	14	Chicago#	40
11/14/11	L	7	at Green Bay	45
10/21/13	L	7	at NY Giants	23
9/14/15	L	3	at San Francisco *	20
10/3/16	W	24	NY Giants	19
10/31/16	L	10	at Chicago	20
9/11/17	W	29	New Orleans *	17
10/9/17	W	20	at Chicago	17
12/10/18	L	7	at Seattle	31
12/2/19	L	30	at Seattle	37
12/23/19	L	10	Green Bay	23
11/16/20	W	19	at Chicago	13

+ Game played at Ford Field in Detroit (scheduled for 12/12/10, moved due to weather-related Metrodome collapse)

Game played at TCF Bank Stadium, U of M

TUESDAY NIGHT RECORD

Won 1, Lost 0

(H: 0-0, A: 1-0)

12/28/10	W	24	at Philadelphia*	14
----------	---	----	------------------	----

*Originally scheduled for Sunday night, 12/26/10 but delayed by weather.

THURSDAY NIGHT RECORD

Won 7, Lost 11

(H: 6-5, A: 1-6)

10/26/78	W	21	at Dallas	10
9/16/82	L	22	at Buffalo	23
9/8/83	L	17	San Francisco	48
11/29/84	L	17	Washington	31
9/19/85	L	24	Chicago	33
10/15/92	W	31	Detroit	14
10/20/94	W	13	Green Bay (OT)	10
12/1/94	W	33	Chicago (OT)	27
11/30/00	W	24	Detroit	17
12/21/06	L	7	at Green Bay	9
9/9/10	L	9	at New Orleans *	14
10/25/12	L	17	Tampa Bay	36
11/7/13	W	34	Washington	27
10/2/14	L	10	at Green Bay	42
10/10/15	L	20	at Arizona	23
12/1/16	L	15	Dallas	17
9/27/18	L	31	at LA Rams	38
10/24/19	W	19	Washington	9

FRIDAY DAY/NIGHT RECORD

Won 1, Lost 2

(H: 0-1, A: 1-1)

9/22/67	L	3	at L.A. Rams (night)	39
12/31/93	W	14	at Washington (day)	9
12/24/04	L	31	Green Bay (day)	34
12/25/20			at New Orleans	

SATURDAY DAY/NIGHT RECORD

Won 18, Lost 10

(H: 9-3, A: 9-7)

10/9/65	W	40	NY Giants (night)	14
9/14/68	W	47	Atlanta * (night)	7
12/5/70	W	16	Chicago (day)	13
12/11/71	W	29	Detroit (day)	10
12/16/72	L	17	at San Francisco (day)	20
12/8/73	W	31	at Green Bay (day)	7
12/7/74	W	23	Atlanta (day)	10
12/14/74	W	35	at Kansas City (day)	15
12/20/75	W	35	at Buffalo (day)	13
12/11/76	W	29	at Miami (day)	7
9/24/77	W	9	at Tampa Bay (night)	3
12/17/77	W	30	at Detroit (night)	21
12/9/78	L	14	at Detroit (day)	45
9/5/81	L	13	at Tampa Bay * (night)	21
12/12/81	L	7	at Detroit (day)	45
12/17/83	W	20	Cincinnati (day)	14
12/8/84	L	7	at San Francisco (day)	51
12/26/87	L	38	Washington (day)	44
12/22/90	L	24	LA Raiders (day)	28
10/21/91	L	7	Green Bay (day)	27
12/17/94	L	19	at Detroit (day)	41
12/9/95	W	27	Cleveland (day)	11
12/26/98	W	26	at Tennessee (day)	16
12/21/02	W	20	Miami (day)	17
12/20/03	W	45	Kansas City (day)	20
12/24/11	W	33	at Washington (day)	26
12/24/16	L	25	at Green Bay (day)	38
12/23/17	W	16	at Green Bay (night)	0

SUNDAY NIGHT RECORD

Won 20, Lost 20

(H: 12-9, A: 8-11)

12/6/87	L	24	Chicago	30
11/13/88	W	43	at Dallas	3
12/3/89	W	27	Chicago	16
11/4/90	W	27	Denver	22
12/2/90	W	23	Green Bay	7
9/29/91	L	6	Denver	14
12/8/91	W	26	at Tampa Bay	23
10/31/93	L	27	Detroit	30
11/21/93	L	10	at Tampa Bay	23
12/26/93	W	30	Kansas City	10
9/17/95	L	17	Dallas (OT)	23
11/7/96	W	16	at Oakland (OT)	22
12/8/96	W	24	at Detroit	19
9/28/97	W	28	Philadelphia	22
12/6/98	W	48	Chicago	10
12/20/98	W	50	Jacksonville	10
12/12/99	L	28	at Kansas City	31
10/15/00	W	28	at Chicago	16
11/25/01	L	6	Chicago	13
9/29/02	L	23	at Seattle	48
12/8/02	L	22	at Green Bay	26
9/14/03	W	24	Chicago	14
11/2/03	L	27	Green Bay	30
10/17/04	W	38	at New Orleans	31
12/25/05	L	23	at Baltimore	30
12/23/07	L	21	Washington	32
11/30/08	W	34	Chicago	14
12/6/09	L	17	at Arizona	30
12/20/09	L	7	at Carolina	26
10/24/10	L	24	at Green Bay	28
10/16/11	L	10	at Chicago	39
10/27/13	L	31	Green Bay	44
12/27/15	W	49	NY Giants	17
1/3/16	W	20	at Green Bay	13
9/18/16	W	17	Green Bay	14
10/28/18	L	20	New Orleans	30
11/18/18	L	20	at Chicago	25
11/25/18	W	24	Green Bay	17
11/10/19	W	28	at Dallas	24
10/11/20	L	26	at Seattle	27

THANKSGIVING DAY RECORD

Won 6, Lost 2

(H: 0-0, A: 6-2)

11/27/69	W	27	at Detroit	0
11/26/87	W	44	at Dallas (OT)	38
11/24/88	W	23	at Detroit	0
11/23/95	L	38	at Detroit	44
11/26/98	W	46	at Dallas	36
11/23/00	W	27	at Dallas	15
11/24/16	L	13	at Detroit	16
11/23/17	W	30	at Detroit	23



The Vikings played the only Tuesday game in franchise history at Philadelphia in 2010 after the game was postponed from Sunday due to weather.

VIKINGS MONDAY NIGHT BESTS

RUSHING ATTEMPTS

31.....	Chester Taylor.....	@ Was., 9/11/06
29.....	Ted Brown.....	vs. Dal., 1/3/83
27.....	Chuck Foreman.....	vs. Pit., 10/4/76

RUSHING YARDS

148.....	Chuck Foreman.....	vs. Pit., 10/4/76
127.....	Dalvin Cook..... vs. N.O., 9/11/17	
122.....	Robert Smith.....	@ G.B., 11/6/00
122.....	Mewelde Moore.....	@ G.B., 11/21/05

RUSHING TDs

3.....	D.J. Dozier.....	vs. Den., 10/26/87
2.....	Chuck Foreman.....	vs. Pit., 10/4/76
2.....	Adrian Peterson.....	@ Chi., 12/28/09
2.....	Adrian Peterson.....	vs. Chi., 12/17/07

LONG RUNS

72.....	Darrin Nelson.....	vs. Den., 10/26/87
58.....	Jerick McKinnon.....	@ Chi., 10/9/17
34.....	Adrian Peterson.....	@ G.B., 9/8/08
33.....	Dalvin Cook..... vs. N.O., 9/11/17	

PASSING ATTEMPTS

53.....	Josh Freeman.....	@ NYG, 10/21/13
48.....	Tommy Kramer.....	@ NYJ, 10/15/79
47.....	Tommy Kramer.....	@ Atl., 11/23/81
47.....	Daunte Culpepper.....	@ Phi., 9/20/04

PASSING COMPLETIONS

37.....	Daunte Culpepper.....	@ Phi., 9/20/04
28.....	Tommy Kramer.....	@ NYJ, 10/15/79

VIKINGS THANKSGIVING BESTS

RUSHING ATTEMPTS

21.....	Robert Smith.....	@ Dal., 11/23/00
20.....	Latavius Murray.....	@ Det., 11/23/17
19.....	Alfred Anderson.....	@ Det., 11/24/88

RUSHING YARDS

148.....	Robert Smith.....	@ Dal., 11/23/00
118.....	Darrin Nelson.....	@ Det., 11/24/88

RUSHING TDs

2.....	Leroy Hoard.....	@ Dal., 11/26/98
2.....	Alfred Anderson.....	@ Det., 11/24/88
2.....	Darrin Nelson.....	@ Dal., 11/26/87

LONG RUNS

52t.....	Darrin Nelson.....	@ Dal., 11/26/87
50t.....	Leroy Hoard.....	@ Dal., 11/26/98
39.....	Robert Smith.....	@ Dal., 11/23/00

PASSING ATTEMPTS

47.....	Warren Moon.....	@ Det., 11/23/95
37.....	Sam Bradford.....	@ Det., 11/24/16
35.....	Randall Cunningham.....	@ Dal., 11/26/98

PASSING COMPLETIONS

31.....	Sam Bradford.....	@ Det., 11/24/16
30.....	Warren Moon.....	@ Det., 11/23/95
21.....	Case Keenum.....	@ Det., 11/23/17

PASSER RATING

128.0.....	Daunte Culpepper.....	@ Dal., 11/23/00
121.8.....	Case Keenum.....	@ Det., 11/23/17
111.5.....	Randall Cunningham.....	@ Dal., 11/26/98

PASSING YARDS

384.....	Warren Moon.....	@ Det., 11/23/95
359.....	Randall Cunningham.....	@ Dal., 11/26/98
282.....	Case Keenum.....	@ Det., 11/23/17

PASSING TDs

4.....	Randall Cunningham.....	@ Dal., 11/26/98
3.....	Warren Moon.....	@ Det., 11/23/95

RECEPTIONS

9.....	Kyle Rudolph..... @ Det., 11/24/16	
9.....	Amp Lee.....	@ Det., 11/23/95
8.....	Adam Thielen..... @ Det., 11/23/17	
8.....	Adam Thielen..... @ Det., 11/24/16	
8.....	Anthony Carter.....	@ Dal., 11/26/87

RECEIVING YARDS

184.....	Anthony Carter.....	@ Dal., 11/26/87
163.....	Randy Moss.....	@ Det., 11/26/98

PASSING YARDS

442.....	Randall Cunningham.....	@ G.B., 10/5/98
343.....	Daunte Culpepper.....	@ Phi., 9/20/04
330.....	Tommy Kramer.....	@ Atl., 11/23/81

PASSING TDs

4.....	Tommy Kramer.....	@ Atl., 11/23/81
4.....	Randall Cunningham.....	@ G.B., 10/5/98
4.....	Daunte Culpepper.....	vs. NYG, 11/19/01

PASSER RATING

145.9.....	Randall Cunningham.....	@ G.B., 10/5/98
134.3.....	Brett Favre.....	vs. G.B., 10/9/09

RECEPTIONS

12.....	Cris Carter.....	@ S.F., 12/18/95
11.....	Jake Reed.....	vs. Chi., 10/28/96
10.....	Randy Moss.....	vs. NYG, 11/19/01
10.....	Cris Carter.....	vs. NYG, 11/19/01

RECEIVING YARDS

190.....	Randy Moss.....	@ G.B., 10/5/98
171.....	Randy Moss.....	vs. NYG, 11/19/01
157.....	Adam Thielen..... vs. N.O., 9/11/17	

RECEIVING TDs

3.....	Randy Moss.....	vs. NYG, 11/19/01
--------	-----------------	-------------------

LONGEST FGs

53.....	Ryan Longwell.....	@ N.O., 10/6/08
52.....	Fred Cox.....	@ Chi., 10/27/75

FGs MADE

5.....	Rich Karlis.....	vs. Cinn., 12/25/89
4.....	Rick Danmeier.....	vs. Denver, 9/11/78

149.....	Jake Reed.....	@ Det., 11/23/95
144.....	Randy Moss.....	@ Det., 11/23/00
135.....	Cris Carter.....	@ Dal., 11/26/98

RECEIVING TDs

3.....	Randy Moss.....	@ Dal., 11/26/98
2.....	Kyle Rudolph..... @ Det., 11/23/17	
2.....	Randy Moss.....	@ Dal., 11/23/00
2.....	Cris Carter.....	@ Det., 11/23/95
2.....	Anthony Carter.....	@ Dal., 11/26/87

PASSING YARDS

384.....	Warren Moon.....	@ Det., 11/23/95
359.....	Randall Cunningham.....	@ Dal., 11/26/98
224.....	Sam Bradford.....	@ Det., 11/24/16

PASSING TDs

4.....	Randall Cunningham.....	@ Dal., 11/26/98
3.....	Warren Moon.....	@ Det., 11/23/95

LONGEST FGs

49.....	Gary Anderson.....	@ Dal., 11/23/00
49.....	Fuad Reveiz.....	@ Det., 11/23/95

FGs MADE

3.....	Chuck Nelson.....	@ Det., 11/24/88
--------	-------------------	------------------

LONG KICKOFF RETURNS

99t.....	Eddie Payton.....	vs. Oak., 9/14/81
71.....	Qadry Ismail.....	@ S.F., 12/18/95
69.....	Cordarrelle Patterson.....	@ NYG, 10/21/13

LONG PUNT RETURNS

91t.....	Nate Burleson.....	@ Ind., 11/8/04
86t.....	Marcus Sherels.....	@ NYG, 10/21/13

SACKS

4.5.....	Jared Allen.....	vs. G.B., 10/5/09
4.0.....	Chris Doleman.....	vs. Cin., 12/25/89

INTERCEPTIONS

2.....	Robert Griffith.....	@ G.B., 10/5/98
2.....	Jack Del Rio.....	@ Chi., 11/2/92
2.....	Nate Allen.....	vs. Pit., 10/4/76
2.....	Ed Sharockman.....	vs. Bal., 10/25/71

LONG INTERCEPTION RETURNS

94t.....	Walker Lee Ashley.....	vs. Chi., 12/19/88
84t.....	Jack Del Rio.....	@ Chi., 11/2/92

TACKLES

16.....	Antoine Winfield.....	@ Ind., 11/8/04
15.....	Jack Del Rio.....	@ NYG, 10/10/94

LONG KICKOFF RETURNS

44.....	David Palmer.....	@ Dal., 11/26/98
43.....	Qadry Ismail.....	@ Det., 11/23/95

LONG PUNT RETURNS

74t.....	David Palmer.....	@ Det., 11/23/95
38.....	Leo Lewis.....	@ Dal., 11/26/87

SACKS

3.5.....	Carl Eller.....	@ Det., 11/27/69
3.0.....	Chris Doleman.....	@ Dal., 11/26/87

INTERCEPTIONS

1.....	8 times, last by	
	Xavier Rhodes..... @ Det., 11/23/17	

LONG INTERCEPTION RETURNS

30.....	Jim Marshall.....	@ Det., 11/27/69
25.....	Robert Griffith.....	@ Dal., 11/23/00

TACKLES

14.....	Joey Browner.....	@ Dal., 11/26/87
14.....	Ed McDaniel.....	@ Dal., 11/26/98
14.....	Ed McDaniel.....	@ Dal., 11/23/00



RB Leroy Hoard had a 50-yard TD, the 2nd-longest in team history on Thanksgiving, and scored 2 TDs, the most in team history on Thanksgiving, at Dallas in 1998.

SERIES STANDINGS

ARIZONA

Won 17, Lost 11, Tied 0	
Home 11-4, Away 6-7	
1963 (H) St. Louis 56-14	
1967 (H) St. Louis 34-24	
1969 (A) Minnesota 27-10	
1972 (H) St. Louis 19-17	
1974 (A) Minnesota 28-24	
1974 (H) Minnesota 30-14 **	
1977 (H) St. Louis 27-7	
1979 (A) St. Louis 37-7	
1981 (A) St. Louis 30-17	
1983 (A) St. Louis 41-31	
1991 (H) Minnesota 34-7	
1991 (A) Minnesota 28-0	
1994 (A) Arizona 17-7	
1995 (A) Minnesota 30-24 (OT)	
1996 (H) Minnesota 41-17	
1997 (A) Minnesota 20-19	
1998 (H) Minnesota 41-21 **	
2000 (H) Minnesota 31-14	
2003 (A) Arizona 18-17	
2006 (H) Minnesota 31-26	
2008 (A) Minnesota 35-14	
2009 (A) Arizona 30-17	
2010 (H) Minnesota 27-24 (OT)	
2011 (H) Minnesota 34-10	
2012 (H) Minnesota 21-14	
2015 (A) Arizona 23-20	
2016 (H) Minnesota 30-24	
2018 (H) Minnesota 27-17	
**NFC Divisional Playoff Game	

ATLANTA

Won 20, Lost 12, Tied 0	
Home 12-5, Away 8-7	
1966 (H) Atlanta 20-13	
1967 (A) Atlanta 21-20	
1968 (H) Minnesota 47-7	
1969 (A) Atlanta 10-3	
1970 (A) Minnesota 37-7	
1971 (H) Minnesota 24-7	
1972 (A) Atlanta 20-14	
1974 (H) Minnesota 23-10	
1975 (H) Minnesota 38-0	
1977 (A) Minnesota 14-7	
1980 (H) Minnesota 24-23	
1981 (A) Atlanta 31-30	
1982 (H) Minnesota 30-24 ^	
1984 (H) Minnesota 27-20	
1985 (A) Atlanta 14-13	
1987 (H) Minnesota 24-13	
1989 (H) Minnesota 43-17	
1991 (A) Minnesota 20-19	
1996 (A) Minnesota 23-17	
1998 (H) Atlanta 30-27 (OT) ***	
1999 (A) Minnesota 17-14	
2002 (H) Atlanta 30-24 (OT)	
2003 (A) Minnesota 39-26	
2005 (A) Atlanta 30-10	
2007 (H) Minnesota 24-3	
2008 (H) Atlanta 24-17	
2011 (A) Atlanta 24-14	
2014 (H) Minnesota 41-28	
2015 (A) Minnesota 20-10	
2017 (A) Minnesota 14-9	
2019 (H) Minnesota 28-12	
2020 (H) Atlanta 40-23	
^Super Bowl Tournament	
***NFC Championship Game	

BALTIMORE

Won 3, Lost 3, Tied 0	
Home 2-0, Away 1-3	
1998 (A) Minnesota 38-28	
2001 (A) Baltimore 19-3	
2005 (A) Baltimore 30-23	
2009 (H) Minnesota 33-31	
2013 (A) Baltimore 29-26	
2017 (H) Minnesota 24-16	

BUFFALO

Won 8, Lost 6, Tied 0	
Home 4-2, Away 4-4	
1971 (H) Minnesota 19-0	
1975 (A) Minnesota 35-13	
1979 (H) Minnesota 10-3	
1982 (A) Buffalo 23-22	
1985 (A) Minnesota 27-20	
1988 (A) Buffalo 13-10	
1994 (A) Minnesota 21-17	
1997 (A) Minnesota 34-13	
2000 (H) Minnesota 31-13	
2002 (H) Buffalo 45-39 (OT)	
2006 (A) Buffalo 17-12	
2010 (H) Minnesota 38-14	
2014 (A) Buffalo 17-16	
2018 (H) Buffalo 27-6	

CAROLINA

Won 9, Lost 6, Tied 0	
Home 7-3, Away 2-3	
1996 (H) Minnesota 14-12	
1997 (H) Minnesota 21-14	
2000 (H) Minnesota 31-17	
2001 (H) Carolina 24-13	
2002 (H) Carolina 21-14	
2005 (A) Carolina 38-13	
2006 (H) Minnesota 16-13 (OT)	
2008 (H) Minnesota 20-10	
2009 (A) Carolina 26-7	
2011 (A) Minnesota 24-21	
2013 (H) Carolina 35-10	
2014 (H) Minnesota 31-13	
2016 (A) Minnesota 22-10	
2017 (A) Carolina 31-24	
2020 (H) Minnesota 28-27	

CHICAGO

Won 61, Lost 57, Tied 2	
Home 37-24, Away 24-33-2	
(0-11 in Campaign, IL)	
1961 (H) Minnesota 37-13	
1962 (A) Chicago 52-35	
1962 (H) Chicago 13-10	
1963 (A) Chicago 31-30	
1964 (H) Chicago 34-28	
1964 (H) Minnesota 41-14	
1965 (H) Chicago 45-37	
1965 (A) Minnesota 24-17	
1966 (H) Chicago 13-10	
1966 (A) Chicago 41-28	
1967 (H) Chicago 17-7	
1967 (A) Tie, 10-10	
1968 (H) Chicago 27-17	
1968 (A) Chicago 26-17	
1969 (A) Minnesota 31-0	
1969 (H) Minnesota 31-14	
1970 (A) Minnesota 24-0	
1970 (H) Minnesota 16-13	
1971 (H) Chicago 20-17	
1971 (A) Minnesota 27-10	
1972 (A) Chicago 13-10	
1972 (H) Minnesota 23-10	
1973 (A) Minnesota 22-13	
1973 (H) Minnesota 31-13	
1974 (H) Minnesota 11-7	
1974 (A) Minnesota 17-0	
1975 (H) Minnesota 28-3	
1975 (A) Minnesota 13-9	
1976 (H) Minnesota 20-19	
1976 (A) Chicago 14-13	
1977 (H) Minnesota 22-16 (OT)	
1977 (A) Chicago 10-7	
1978 (A) Minnesota 24-20	
1978 (H) Minnesota 17-14	
1979 (A) Chicago 26-7	
1979 (H) Minnesota 30-27	
1980 (A) Minnesota 34-14	
1980 (H) Minnesota 13-7	
1981 (H) Minnesota 24-21	
1981 (A) Chicago 10-9	
1982 (H) Minnesota 35-7	
1983 (A) Minnesota 23-14	
1983 (H) Chicago 19-13	
1984 (H) Chicago 16-7	
1984 (H) Chicago 34-3	
1985 (H) Chicago 33-24	
1985 (A) Chicago 27-9	
1986 (A) Chicago 23-0	
1986 (H) Minnesota 23-7	
1987 (A) Chicago 27-7	
1987 (H) Chicago 30-24	
1988 (A) Minnesota 31-7	
1988 (H) Minnesota 28-27	
1989 (A) Chicago 38-7	
1989 (H) Minnesota 27-16	
1990 (A) Chicago 19-16	
1990 (H) Minnesota 41-13	
1991 (A) Chicago 10-6	
1991 (H) Chicago 34-17	
1992 (H) Minnesota 21-20	
1992 (A) Minnesota 38-10	
1993 (H) Minnesota 10-7	
1993 (A) Minnesota 19-12	
1994 (A) Minnesota 42-14	
1994 (H) Minnesota 33-27(OT)	
1995 (A) Chicago 35-18 *	
1995 (A) Chicago 31-14	
1996 (A) Chicago 14-6	
1996 (A) Minnesota 20-14	
1997 (H) Chicago 15-13	
1997 (A) Minnesota 27-24	
1997 (H) Minnesota 29-22	
1998 (A) Minnesota 31-28	
1998 (H) Minnesota 48-22	
1999 (H) Chicago 24-22	

2000 (H) Minnesota 27-24 (OT)	
2000 (H) Minnesota 30-27	
2001 (A) Minnesota 28-16	
2001 (A) Chicago 17-10	
2001 (H) Chicago 13-6	
2002 @ (A) Chicago 27-23	
2002 (H) Minnesota 25-7	
2003 (H) Minnesota 24-13	
2003 (A) Chicago 13-10 (H)	
2004 (H) Minnesota 27-23	
2004 (A) Chicago 24-14	
2005 (A) Chicago 28-3	
2005 (H) Minnesota 34-10	
2006 (H) Chicago 19-16	
2006 (A) Chicago 23-13	
2007 (A) Minnesota 34-31	
2007 (H) Minnesota 20-13	
2008 (A) Chicago 48-41	
2008 (H) Minnesota 34-14	
2009 (H) Minnesota 36-10	
2009 (A) Chicago 36-30 (OT)	
2010 (A) Chicago 27-13	
# (H) Chicago 40-14	
2011 (A) Chicago 39-10	
2011 (H) Chicago 17-13	
2012 (A) Chicago 28-10	
2012 (H) Minnesota 21-14	
2013 (A) Chicago 31-30	
2013 (H) Minnesota 23-20 (OT)	
2014 (A) Chicago 21-13	
# (H) Minnesota 13-9	
2015 (A) Minnesota 23-20	
# (H) Minnesota 38-17	
2016 (A) Chicago 20-10	
2016 (H) Minnesota 38-10	
2017 (A) Minnesota 20-17	
2017 (H) Minnesota 23-10	
2018 (A) Chicago 25-20	
2018 (H) Chicago 24-10	
2019 (A) Chicago 16-6	
2019 (H) Chicago 21-19	
2020 (A) Minnesota 19-13	
2020 (H) Chicago 33-27	
*NFC Wild Card Game	
@ Campanign, IL-Memorial Stadium	
# TCF Bank Stadium- U of M	

CINCINNATI

Won 7, Lost 6, Tied 0	
Home 6-0, Away 1-6	
1973 (A) Cincinnati 11-7	
1977 (H) Minnesota 42-10	
1980 (A) Cincinnati 14-0	
1983 (H) Minnesota 20-14	
1986 (A) Cincinnati 24-10	
1989 (H) Minnesota 29-21	
1992 (A) Minnesota 42-7	
1995 (A) Cincinnati 27-24	
1998 (H) Minnesota 24-3	
2005 (A) Cincinnati 37-8	
2009 (H) Minnesota 30-10	
2013 (A) Cincinnati 42-14	
2017 (H) Minnesota 34-7	

CLEVELAND

Won 12, Lost 4, Tied 0	
Home 7-2, Away 5-2, Neutral 1-0	
1965 (A) Minnesota 27-17	
1967 (A) Cleveland 14-10	
1969 (H) Minnesota 51-3	
1969 (H) Minnesota 27-7 +	
1973 (H) Minnesota 26-3	
1975 (A) Minnesota 42-10	
1980 (H) Minnesota 28-23	
1983 (A) Minnesota 27-21	
1986 (H) Cleveland 23-7 (OT)	
1989 (H) Cleveland 23-17	
1992 (H) Minnesota 17-10	
1995 (H) Minnesota 27-11	
2005 (H) Minnesota 24-12	
2009 (A) Minnesota 34-20	
2013 (H) Cleveland 31-27	
2017 (H) Minnesota 33-16	
+ NFL Championship Game	
# Played in London at Twickenham Stadium, Minnesota designated as road team.	

DALLAS

Won 15, Lost 17, Tied 0	
Home 7-11, Away 8-6	
1961 (A) Dallas 21-7	
1961 (H) Dallas 28-0	
1966 (A) Dallas 28-17	
1968 (H) Dallas 20-17	
1970 (H) Minnesota 54-13	
1971 (H) Dallas 20-12 **	
1973 (A) Minnesota 27-10 ***	
1974 (A) Minnesota 23-21	
1975 (H) Dallas 17-14 **	

1977 (H) Dallas 16-10 (OT)	
1977 (A) Dallas 23-6 ***	
1978 (A) Minnesota 21-10	
1979 (H) Dallas 36-20	
1982 (H) Minnesota 31-27	
1983 (H) Dallas 37-24	
1987 (A) Minnesota 44-38 (OT)	
1988 (A) Minnesota 43-3	
1993 (H) Dallas 37-20	
1995 (H) Dallas 23-17 (OT)	
1996 (A) Dallas 40-15 *	
1998 (A) Minnesota 46-36	
1999 (H) Minnesota 27-17	
1999 (H) Minnesota 27-10 *	
2000 (A) Minnesota 27-15	
2004 (H) Minnesota 35-17	
2007 (A) Dallas 24-14	
2009 (H) Minnesota 34-3 **	
2010 (H) Minnesota 24-21	
2013 (A) Dallas 27-23	
2016 (H) Dallas 17-15	
2019 (A) Minnesota 28-24	
2020 (H) Dallas, 31-28	
**NFC Wild Card Game	
***NFC Divisional Playoff Game	
***NFC Championship Game	

DENVER

Won 8, Lost 7, Tied 0	
Home 5-3, Away 3-4	
1972 (A) Minnesota 23-20	
1978 (H) Minnesota 12-9 (OT)	
1981 (A) Denver 19-17	
1984 (A) Denver 42-21	
1987 (A) Minnesota 34-27	
1990 (H) Minnesota 27-22	
1991 (H) Denver 13-6	
1993 (A) Minnesota 26-23	
1996 (H) Denver 21-17	
1999 (A) Minnesota 23-20	
2003 (H) Minnesota 28-20	
2007 (A) Denver 22-19 (OT)	
2011 (H) Denver 35-32	
2015 (A) Denver 23-20	
2019 (H) Minnesota 27-23	

DETROIT

Won 77, Lost 39, Tied 2	
Home 42-16-1, Away 35-23-1	
1961 (H) Detroit 17-10	
1961 (H) Detroit 13-7	
1962 (H) Detroit 17-6	
1967 (H) Detroit 37-23	
1963 (A) Detroit 28-10	
1963 (H) Minnesota 34-31	
1964 (H) Detroit 24-20	
1964 (A) Tie, 23-23	
1965 (H) Detroit 31-29	
1966 (A) Minnesota 29-7	
1966 (H) Detroit 32-31	
1966 (A) Minnesota 28-16	
1967 (H) Tie, 10-10	
1967 (A) Detroit 14-3	
1968 (H) Minnesota 24-10	
1968 (A) Minnesota 13-6	
1969 (H) Minnesota 14-10	
1969 (A) Minnesota 27-0	
1970 (A) Minnesota 30-17	
1970 (H) Minnesota 24-10	
1971 (A) Minnesota 16-13	
1971 (H) Minnesota 29-10	
1972 (A) Minnesota 14-10	
1972 (H) Minnesota 36-14	
1973 (A) Minnesota 23-9	
1973 (H) Minnesota 28-7	
1974 (A) Minnesota 7-6	
1974 (H) Detroit 20-16	
1975 (H) Minnesota 25-19	
1975 (A) Detroit 17-10	
1976 (A) Minnesota 10-9	
1976 (H) Minnesota 31-23	
1977 (H) Minnesota 14-7	
1977 (A) Minnesota 21-1	
1978 (H) Minnesota 17-7	
1978 (A) Detroit 45-14	
1979 (A) Minnesota 13-10	
1979 (H) Minnesota 14-7	
1980 (A) Detroit 27-7	
1980 (H) Minnesota 34-0	
1981 (H) Minnesota 26-24	
1981 (A) Detroit 45-7	
1982 (A) Minnesota 34-17	
1983 (H) Minnesota 20-31	
1983 (A) Detroit 33-2	
1984 (A) Minnesota 29-28	
1984 (H) Detroit 16-14	
1985 (H) Minnesota 16-13	
1985 (A) Detroit 41-21	
1986 (H) Detroit 13-10	
1986 (A) Minnesota 24-10	

1987	(H)	Minnesota 34-19
1988	(A)	Minnesota 17-14
1988	(H)	Minnesota 44-17
1989	(A)	Minnesota 23-0
1989	(H)	Minnesota 24-17
1990	(A)	Minnesota 20-7
1990	(H)	Detroit 34-27
1991	(A)	Minnesota 17-7
1991	(A)	Detroit 24-20
1992	(H)	Detroit 34-14
1992	(A)	Detroit 31-17
1993	(H)	Minnesota 31-14
1993	(H)	Detroit 30-27
1994	(A)	Minnesota 13-0
1994	(H)	Minnesota 10-3
1994	(A)	Detroit 41-19
1995	(H)	Minnesota 20-10
1995	(A)	Detroit 44-38
1996	(H)	Minnesota 17-13
1996	(A)	Minnesota 24-22
1997	(A)	Detroit 38-15
1997	(H)	Detroit 14-13
1998	(H)	Minnesota 29-6
1998	(A)	Minnesota 34-13
1999	(A)	Detroit 25-23
1999	(H)	Minnesota 24-17
2000	(A)	Minnesota 31-24
2000	(H)	Minnesota 24-17
2001	(H)	Minnesota 31-26
2001	(A)	Detroit 27-24
2002	(H)	Minnesota 31-24
2002	(A)	Minnesota 38-36
2003	(A)	Minnesota 23-13
2003	(H)	Minnesota 24-14
2004	(H)	Minnesota 22-19
2004	(A)	Minnesota 28-27
2005	(H)	Minnesota 27-14
2005	(A)	Minnesota 21-16
2006	(H)	Minnesota 26-17
2006	(A)	Minnesota 30-20
2007	(A)	Detroit 20-17 (OT)
2007	(H)	Minnesota 42-10
2008	(H)	Minnesota 12-10
2008	(A)	Minnesota 20-16
2009	(A)	Minnesota 27-13
2009	(H)	Minnesota 27-10
2010	(H)	Minnesota 24-10
2010	(A)	Detroit 20-13
2011	(H)	Detroit 26-23 (OT)
2011	(A)	Detroit 34-28
2012	(A)	Minnesota 20-13
2012	(H)	Minnesota 34-24
2013	(A)	Detroit 34-24
2013	(H)	Minnesota 14-13
2014	(H)	Detroit 17-3
2014	(A)	Detroit 16-14
2015	(H)	Minnesota 26-16
2015	(A)	Minnesota 28-19
2016	(H)	Detroit 22-16 (OT)
2016	(A)	Detroit 16-13
2017	(H)	Detroit 14-7
2017	(A)	Minnesota 30-23
2018	(H)	Minnesota 24-9
2018	(A)	Minnesota 27-9
2019	(A)	Minnesota 42-30
2019	(H)	Minnesota 20-7
2020	(H)	Minnesota 34-20

GREEN BAY

Won 55, Lost 63, Tied 3
Home 29-30, Away 26-33
(6-9 in Milwaukee)

1961	(H)	Green Bay 33-7
1961	(A)	Green Bay 28-10 (Milw.)
1962	(A)	Green Bay 34-7
1962	(H)	Green Bay 48-21
1963	(H)	Green Bay 37-28
1963	(A)	Green Bay 28-7
1964	(A)	Minnesota 24-23
1964	(H)	Green Bay 42-13
1965	(H)	Green Bay 38-13
1965	(A)	Green Bay 24-19
1966	(A)	Minnesota 20-17
1966	(H)	Green Bay 28-16
1967	(A)	Minnesota 10-7 (Milw.)
1967	(H)	Green Bay 30-27
1968	(A)	Minnesota 26-13 (Milw.)
1968	(H)	Minnesota 14-10
1969	(H)	Minnesota 19-7 (Milw.)
1970	(A)	Green Bay 13-10 (Milw.)
1971	(H)	Minnesota 10-3
1971	(A)	Minnesota 24-13
1971	(H)	Minnesota 3-0
1972	(A)	Minnesota 27-13
1972	(H)	Green Bay 23-7
1973	(H)	Minnesota 11-3
1973	(A)	Minnesota 31-7
1974	(A)	Minnesota 32-17
1974	(H)	Green Bay 19-7
1975	(A)	Minnesota 28-17
1975	(H)	Minnesota 24-3

1976	(A)	Minnesota 17-10 (Milw.)
1976	(H)	Minnesota 20-9
1977	(H)	Minnesota 19-7
1977	(A)	Minnesota 13-6
1978	(H)	Minnesota 21-7
1978	(A)	Tie, 10-10 (OT)
1979	(H)	Minnesota 27-21 (OT)
1979	(A)	Green Bay 19-7 (Milw.)
1980	(A)	Green Bay 16-3
1980	(H)	Green Bay 25-13
1981	(A)	Minnesota 30-13 (Milw.)
1981	(H)	Green Bay 35-23
1982	(A)	Green Bay 26-7 (Milw.)
1983	(A)	Minnesota 20-17 (OT)
1984	(A)	Green Bay 29-24
1984	(H)	Green Bay 45-17 (Milw.)
1984	(H)	Green Bay 38-14
1985	(A)	Green Bay 20-17 (Milw.)
1985	(H)	Green Bay 27-17
1986	(H)	Minnesota 42-7
1986	(A)	Minnesota 32-6
1987	(H)	Green Bay 23-16
1987	(A)	Green Bay 16-10 (Milw.)
1988	(H)	Green Bay 34-14
1988	(A)	Green Bay 18-6
1989	(H)	Minnesota 26-14
1989	(A)	Green Bay 20-19 (Milw.)
1990	(A)	Green Bay 24-10 (Milw.)
1990	(H)	Minnesota 23-7
1991	(A)	Minnesota 35-21
1991	(H)	Green Bay 27-7
1992	(A)	Minnesota 23-20 (OT)
1992	(H)	Minnesota 27-7
1993	(H)	Minnesota 15-13
1993	(A)	Minnesota 21-17 (Milw.)
1994	(A)	Green Bay 16-10
1994	(H)	Minnesota 13-10 (OT)
1995	(A)	Green Bay 38-21
1995	(H)	Minnesota 27-24
1996	(H)	Minnesota 30-21
1996	(A)	Green Bay 38-10
1997	(A)	Green Bay 38-32
1997	(H)	Green Bay 37-11
1998	(A)	Minnesota 37-24
1998	(H)	Minnesota 28-14
1999	(A)	Green Bay 23-20
1999	(H)	Minnesota 24-20
2000	(A)	Green Bay 26-20 OT
2000	(H)	Green Bay 33-28
2001	(A)	Minnesota 35-13
2001	(H)	Green Bay 13-24
2002	(H)	Minnesota 31-21
2002	(A)	Green Bay 26-22
2003	(A)	Minnesota 30-25
2003	(H)	Green Bay 30-27
2004	(A)	Green Bay 34-31
2004	(H)	Green Bay 34-31 *
2005	(A)	Minnesota 31-17 *
2005	(H)	Minnesota 23-20
2005	(A)	Minnesota 20-17
2006	(H)	Green Bay 23-17
2006	(A)	Green Bay 9-7
2007	(H)	Green Bay 23-16
2007	(A)	Green Bay 34-0
2008	(A)	Green Bay 24-19
2008	(H)	Minnesota 28-27
2009	(H)	Minnesota 30-23
2009	(A)	Minnesota 38-26
2010	(A)	Green Bay 28-24
2010	(H)	Green Bay 31-3
2011	(H)	Green Bay 33-27
2011	(A)	Green Bay 45-7
2012	(A)	Green Bay 23-14
2012	(H)	Minnesota 37-34
2012	(A)	Green Bay 24-10 *
2013	(H)	Green Bay 44-31
2013	(A)	Tie, 26-26 (OT)
2014	(A)	Green Bay 42-10
2014	(H)	Green Bay 24-21
2015	(H)	Green Bay 30-13
2015	(A)	Minnesota 20-13
2016	(H)	Minnesota 17-14
2016	(A)	Green Bay 38-25
2017	(H)	Minnesota 23-10
2017	(A)	Minnesota 16-0
2018	(H)	Tie, 29-29 (OT)
2018	(H)	Minnesota 24-17
2019	(A)	Green Bay 28-16
2019	(H)	Green Bay 23-10
2020	(H)	Green Bay 43-34
2020	(A)	Minnesota, 28-22

*NFC Wild Card Game

HOUSTON

Won 5, Lost 0, Tied 0
Home 2-0, Away 3-0
 2004 (A) Minnesota 34-28 (OT)
 2008 (H) Minnesota 28-21
 2012 (A) Minnesota 23-6
 2016 (H) Minnesota 31-13
 2020 (A) Minnesota 31-23

INDIANAPOLIS

Won 7, Lost 18, Tied 1
Home 7-6-1, Away 0-12
 1961 (A) Baltimore 34-13
 1961 (H) Minnesota 28-20
 1962 (H) Baltimore 34-7
 1962 (A) Baltimore 42-14
 1963 (H) Baltimore 37-34
 1963 (A) Baltimore 41-10
 1964 (H) Minnesota 34-24
 1964 (A) Baltimore 17-14
 1965 (A) Baltimore 35-16
 1965 (H) Baltimore 41-21
 1966 (H) Baltimore 38-23
 1966 (A) Baltimore 20-17
 1967 (H) Tie, 20-20
 1968 (A) Baltimore 24-9
 1968 (H) Baltimore 24-14 %
 1969 (H) Minnesota 52-14
 1971 (H) Minnesota 10-3
 1982 (H) Minnesota 13-10
 1988 (H) Minnesota 12-3
 1997 (H) Minnesota 39-28
 2000 (A) Indianapolis 31-10
 2004 (A) Indianapolis 31-28
 2008 (H) Indianapolis 18-15
 2012 (A) Indianapolis 23-20
 2016 (H) Indianapolis 34-6
 2020 (A) Indianapolis 28-11
 % NFL Western Conference Championship Game

JACKSONVILLE

Won 6, Lost 1, Tied 0
Home 4-1, Away 2-0
 1998 (H) Minnesota 50-10
 2001 (H) Jacksonville 33-3
 2004 (H) Minnesota 27-16
 2008 (A) Minnesota 30-12
 2012 (H) Minnesota 26-23 (OT)
 2016 (A) Minnesota 25-16
 2020 (H) Minnesota 27-24 (OT)

KANSAS CITY

Won 5, Lost 8, Tied 0
Home 4-2, Away 1-5, Neutral 0-1
 1969 (N) Kansas City 23-7 \$
 1970 (H) Minnesota 27-10
 1974 (A) Minnesota 35-15
 1981 (H) Kansas City 10-6
 1990 (A) Kansas City 24-21
 1993 (H) Minnesota 30-10
 1996 (H) Kansas City 21-6
 1999 (A) Kansas City 31-28
 2003 (H) Minnesota 45-20
 2007 (A) Kansas City 13-10
 2011 (A) Kansas City 22-17
 2015 (H) Minnesota 16-10
 2019 (A) Kansas City, 26-23
 \$ Super Bowl IV, Jan. 11, 1970

LOS ANGELES CHARGERS

Won 7, Lost 6, Tied 0
Home 5-3, Away 2-3
 1971 (A) San Diego 30-14
 1975 (H) Minnesota 28-13
 1978 (H) San Diego 13-7
 1981 (A) Minnesota 33-31
 1984 (H) San Diego 42-13
 1985 (H) Minnesota 21-17
 1993 (H) San Diego 30-17
 1999 (H) Minnesota 35-27
 2003 (A) San Diego 42-28
 2007 (H) Minnesota 35-17
 2011 (A) San Diego 24-17
 2015 (H) Minnesota 31-14
 2019 (A) Minnesota 39-10

LOS ANGELES RAMS

Won 27, Lost 17, Tied 2
Home 16-3-2, Away 11-14
 1961 (A) Los Angeles 31-17
 1961 (H) Minnesota 42-21
 1962 (A) Minnesota 38-14
 1962 (H) Tie, 24-24
 1963 (A) Los Angeles 27-24
 1963 (H) Minnesota 21-13
 1964 (A) Los Angeles 22-13
 1964 (H) Minnesota 34-13
 1965 (A) Minnesota 38-35
 1965 (H) Minnesota 24-13
 1966 (H) Minnesota 35-7
 1966 (A) Los Angeles 21-6
 1967 (H) Los Angeles 39-3
 1968 (H) Los Angeles 31-7
 1969 (H) Minnesota 20-13
 1969 (H) Minnesota 23-20 G
 1970 (H) Minnesota 13-3
 1972 (A) Minnesota 45-41
 1973 (H) Minnesota 10-9
 1974 (A) Los Angeles 20-17

1974	(H)	Minnesota 14-10 ***
1976	(H)	Tie, 10-10 (OT)
1976	(H)	Minnesota 24-13 ***
1977	(A)	Los Angeles 35-3
1977	(A)	Minnesota 14-7 ***
1978	(H)	Los Angeles 34-17
1978	(A)	Los Angeles 34-10 **
1979	(A)	Los Angeles 27-21 (OT)
1985	(A)	Los Angeles 13-10
1987	(A)	Minnesota 21-16
1988	(H)	Minnesota 28-17 *
1989	(H)	Minnesota 23-21 (OT)
1991	(H)	Minnesota 20-14
1992	(A)	Minnesota 31-17
1993	(A)	Minnesota 38-31
1999	(A)	St. Louis 49-37 **
2000	(A)	St. Louis 40-29
2003	(A)	St. Louis 48-17
2005	(H)	Minnesota 27-13
2006	(H)	St. Louis 41-21
2009	(A)	Minnesota 38-10
2012	(A)	Minnesota 36-22
2014	(A)	Minnesota 34-6
2015	(H)	Minnesota 21-18 (OT)
2017	(H)	Minnesota 24-7
2018	(A)	Los Angeles 38-31
G NFL Western Conf. Championship		
*NFL Wild Card Game		
**NFL Divisional Playoffs		
***NFL Championship Game		

MIAMI

Won 5, Lost 8, Tied 0
Home 4-3, Away 1-4, Neutral 0-1
 1972 (H) Miami 16-14
 1974 (N) Miami 24-7
 1976 (A) Minnesota 29-7
 1979 (H) Miami 27-12
 1982 (A) Miami 22-14
 1988 (A) Miami 24-7
 1994 (H) Minnesota 38-35
 2000 (H) Minnesota 13-7
 2002 (H) Minnesota 20-17
 2006 (A) Miami 24-20
 2010 (H) Miami 14-10
 2014 (A) Miami 37-35
 2018 (H) Minnesota 41-17
 *Super Bowl VIII, Jan. 13, 1974

NEW ENGLAND

Won 4, Lost 9, Tied 0
Home 2-3, Away 2-5
 1970 (A) Minnesota 35-14
 1974 (H) New England 17-14
 1979 (A) New England 27-23
 1988 (H) Minnesota 36-6
 1991 (A) New England 26-25 (OT)
 1994 (A) New England 26-20 (OT)
 1997 (H) Minnesota 23-18
 2000 (H) Minnesota 24-13
 2002 (A) New England 24-17
 2006 (H) New England 31-7
 2010 (A) New England 28-18
 2014 (H) New England 30-7
 2018 (A) New England 24-10

NEW ORLEANS

Won 23, Lost 12, Tied 0
Home 14-4, Away 9-8
 1968 (A) New Orleans 20-17
 1970 (H) Minnesota 26-0
 1971 (A) Minnesota 23-10
 1972 (H) Minnesota 37-6
 1974 (H) Minnesota 29-9
 1975 (A) Minnesota 27-9
 1976 (A) Minnesota 40-7
 1978 (A) New Orleans 31-24
 1980 (A) Minnesota 23-20
 1981 (H) Minnesota 20-10
 1983 (A) New Orleans 17-16
 1985 (H) New Orleans 30-23
 1986 (H) Minnesota 33-17
 1987 (A) Minnesota 44-10 *
 1988 (H) Minnesota 45-3
 1990 (H) Minnesota 32-3
 1991 (A) New Orleans 27-0
 1993 (H) New Orleans 17-14
 1994 (H) Minnesota 21-20
 1995 (H) Minnesota 43-24
 1998 (H) Minnesota 31-24
 2000 (H) Minnesota 34-16 **
 2001 (A) New Orleans 28-15
 2002 (A) Minnesota 32-31
 2004 (A) Minnesota 38-31
 2005 (H) Minnesota 33-16
 2008 (A) Minnesota 30-27
 2009 (A) New Orleans 31-28(OT)***
 2010 (A) New Orleans 14-9
 2011 (H) New Orleans 42-20
 2014 (A) New Orleans 20-9
 2017 (H) Minnesota 29-19
 2018 (H) Minnesota 29-24 **

2018 (H) New Orleans 30-20
 2019 (A) Minnesota 26-20 (OT)*
 *NFC Wild Card Game
 **NFC Divisional Playoff Game
 ***NFC Championship Game

NEW YORK GIANTS

Won 17, Lost 12, Tied 0
Home 8-5, Away 9-7
 1964 (A) Minnesota 30-21
 1965 (H) Minnesota 40-14
 1967 (H) Minnesota 27-24
 1969 (A) New York 24-23
 1971 (A) Minnesota 17-10
 1973 (A) Minnesota 31-7
 1976 (H) Minnesota 24-7
 1986 (H) New York 22-20
 1989 (A) New York 24-14
 1990 (A) New York 23-15
 1993 (A) New York 17-10 *
 1994 (A) Minnesota 27-10
 1996 (A) New York 15-10
 1997 (A) Minnesota 23-22 *
 1999 (A) Minnesota 34-17
 2000 (A) New York 41-0 ***
 2001 (H) Minnesota 28-16
 2002 (H) New York 27-20
 2003 (H) New York 29-17
 2004 (H) New York 34-13
 2005 (A) Minnesota 24-21
 2007 (A) Minnesota 41-17
 2008 (H) Minnesota 20-19
 2009 (H) Minnesota 44-7
 2010 (H) New York 21-3 @
 2013 (A) New York 23-7
 2015 (H) Minnesota 49-17
 2016 (H) Minnesota 24-10
 2019 (A) Minnesota 28-10
 *NFC Wild Card Game
 ***NFC Championship Game
 @at Ford Field in Detroit, MI

NEW YORK JETS

Won 3, Lost 8, Tied 0
Home 2-3, Away 1-5
 1970 (A) New York 20-10
 1975 (H) Minnesota 29-21
 1979 (A) New York 14-7
 1982 (H) New York 42-14
 1994 (H) New York 31-21
 1997 (A) New York 23-21
 2002 (A) New York 20-17
 2006 (H) New York 26-13
 2010 (A) New York 29-20
 2014 (H) Minnesota 30-24 (OT)
 2018 (A) Minnesota 37-17

OAKLAND

Won 6, Lost 10, Tied 0
Home 4-4, Away 2-5, Neutral 0-1
 1973 (H) Minnesota 24-16
 1976 (N) Oakland 32-14 S
 1977 (A) Oakland 35-13
 1978 (A) Oakland 27-20
 1981 (H) Oakland 36-10
 1984 (A) Los Angeles 23-20
 1987 (H) Minnesota 31-20
 1990 (H) Los Angeles 28-24
 1993 (A) Los Angeles 24-7
 1996 (A) Minnesota 16-13 (OT)
 1999 (H) Oakland 22-17
 2003 (A) Oakland 28-18
 2007 (H) Minnesota 29-22
 2011 (H) Oakland 27-21
 2015 (A) Minnesota 30-14
 2019 (H) Minnesota 34-14
 S Super Bowl XI, Jan. 9, 1977

PHILADELPHIA

Won 15, Lost 14, Tied 0
Home 8-4, Away 7-10

1962 (H) Minnesota 31-21
 1963 (A) Minnesota 34-13
 1968 (A) Minnesota 24-17
 1971 (A) Minnesota 13-0
 1973 (H) Minnesota 28-21
 1976 (A) Minnesota 31-12
 1978 (H) Minnesota 28-27
 1980 (H) Philadelphia 42-7
 1980 (A) Philadelphia 31-16 **
 1981 (H) Minnesota 35-23
 1984 (A) Philadelphia 19-17
 1985 (A) Minnesota 28-23
 (H) Philadelphia 37-35
 1988 (H) Minnesota 23-21
 1989 (A) Philadelphia 10-9
 1990 (A) Philadelphia 32-24
 1992 (A) Philadelphia 28-17
 1997 (H) Minnesota 26-19
 2001 (A) Philadelphia 48-17
 2004 (A) Philadelphia 27-16
 (H) Philadelphia 27-14 **
 2007 (H) Philadelphia 23-16
 2008 (H) Philadelphia 26-14 *
 2010 (A) Minnesota 24-14
 2013 (H) Minnesota 48-30
 2016 (A) Philadelphia 21-10
 2017 (H) Philadelphia 38-7 ***
 2018 (A) Minnesota 23-21
 2019 (H) Minnesota 38-20
 *NFC Wild Card Playoff Game
 **NFC Divisional Playoff Game
 ***NFC Championship Game

PITTSBURGH

Won 9, Lost 9, Tied 0
Home 4-2, Away 4-6, Neutral 1-1
 1962 (A) Pittsburgh 39-31
 1964 (H) Minnesota 30-10
 1967 (A) Minnesota 41-27
 1969 (H) Minnesota 53-14
 1972 (A) Pittsburgh 23-10
 1974 (N) Pittsburgh 16-6 S
 1976 (H) Minnesota 17-6
 1980 (H) Pittsburgh 23-17
 1983 (A) Minnesota 17-14
 1986 (H) Minnesota 31-7
 1989 (A) Pittsburgh 27-14
 1992 (A) Minnesota 6-3
 1995 (A) Minnesota 44-24
 2001 (A) Pittsburgh 21-16
 2005 (H) Pittsburgh 18-3
 2009 (A) Pittsburgh 27-17
 2013 (N) Minnesota 34-27 #
 2017 (A) Pittsburgh 26-9
 S Super Bowl IX, Jan. 12, 1975
 # Played in London at Wembley Stadium. Minnesota designated home team.

SAN FRANCISCO

Won 23, Lost 24, Tied 1
Home 15-9, Away 8-15
 1961 (H) San Francisco 38-24
 (A) San Francisco 38-28
 1962 (A) San Francisco 21-7
 (H) San Francisco 35-12
 1963 (A) Minnesota 24-20
 1964 (A) Minnesota 45-14
 (A) Minnesota 27-22
 (H) Minnesota 24-7
 1965 (A) Minnesota 42-41
 (H) San Francisco 45-24
 1966 (A) Tie, 20-20
 (H) Minnesota 28-3
 1967 (H) San Francisco 27-21
 1968 (A) Minnesota 30-7
 1969 (H) Minnesota 10-10
 1970 (H) San Francisco 17-14 **
 1971 (H) San Francisco 13-9
 1972 (A) San Francisco 20-17
 1973 (A) Minnesota 17-13
 1975 (H) Minnesota 27-17

1976 (A) San Francisco 20-16
 1977 (H) Minnesota 28-27
 1979 (H) Minnesota 28-22
 1983 (H) San Francisco 48-17
 1984 (A) San Francisco 51-7
 1985 (H) Minnesota 28-21
 1986 (A) Minnesota 27-24 (OT)
 1987 (A) Minnesota 36-24 **
 1988 (A) San Francisco 24-21
 1988 (A) San Francisco 34-9 **
 1989 (A) San Francisco 41-13 **
 1990 (H) San Francisco 20-17
 1991 (H) Minnesota 17-14
 1992 (H) San Francisco 20-17
 1993 (A) San Francisco 38-19
 1994 (H) Minnesota 21-14
 1995 (A) San Francisco 37-30
 1997 (A) San Francisco 28-17
 (A) San Francisco 38-22 **
 1999 (H) Minnesota 40-16
 2003 (H) Minnesota 35-7
 2006 (A) San Francisco 9-3
 2007 (A) Minnesota 27-7
 2009 (H) Minnesota 27-24
 2012 (H) Minnesota 24-13
 2015 (A) San Francisco 20-3
 2018 (H) Minnesota 24-16
 2019 (A) San Francisco 27-10 **
 **NFC Divisional Playoff Game

SEATTLE

Won 5, Lost 13, Tied 0
Home 3-3, Away 2-10
 1976 (H) Minnesota 27-21
 1978 (A) Seattle 29-28
 1984 (H) Seattle 20-12
 1987 (A) Seattle 28-17
 1990 (A) Minnesota 24-21
 1996 (A) Seattle 42-23
 2002 (A) Seattle 48-23
 2003 (H) Minnesota 34-7
 2004 (H) Seattle 27-23
 2006 (A) Minnesota 31-3
 2009 (H) Minnesota 35-9
 2012 (A) Seattle 30-20
 2013 (A) Seattle 41-20
 2015 (H) Seattle 38-7
 (H) Seattle 10-9 *
 2018 (A) Seattle 17-7
 2019 (A) Seattle 37-30
 2020 (A) Seattle 27-26
 *NFC Wild Card Game

TAMPA BAY

Won 33, Lost 22, Tied 0
Home 19-9, Away 14-13
 1977 (A) Minnesota 9-3
 1978 (H) Tampa Bay 16-10
 (A) Minnesota 24-7
 1979 (H) Tampa Bay 12-10
 (A) Minnesota 23-22
 1980 (H) Minnesota 38-30
 (A) Minnesota 21-10
 1981 (A) Tampa Bay 21-13
 (H) Minnesota 25-10
 1982 (H) Minnesota 17-10
 1983 (A) Minnesota 19-16 (OT)
 (H) Tampa Bay 17-12
 1984 (A) Tampa Bay 35-21
 (H) Minnesota 27-24
 1985 (A) Minnesota 31-16
 (H) Minnesota 26-7
 1986 (A) Minnesota 23-10
 (H) Minnesota 45-13
 1987 (A) Tampa Bay 20-10
 (H) Minnesota 23-17
 1988 (H) Minnesota 14-13
 (A) Minnesota 49-20
 1989 (H) Minnesota 17-3
 (A) Minnesota 24-10
 1990 (H) Tampa Bay 23-20
 (A) Tampa Bay 26-13

1991 (H) Minnesota 28-13
 (A) Minnesota 26-24
 1992 (H) Minnesota 26-20
 (A) Minnesota 35-7
 1993 (H) Minnesota 15-0
 (A) Tampa Bay 23-10
 1994 (A) Minnesota 36-13
 (H) Tampa Bay 20-17 (OT)
 (A) Tampa Bay 20-17 (OT)
 (H) Minnesota 31-17
 1995 (A) Tampa Bay 24-13
 (H) Minnesota 21-10
 1997 (H) Tampa Bay 28-14
 (A) Minnesota 10-6
 1998 (H) Minnesota 31-7
 (A) Tampa Bay 27-24
 1999 (H) Minnesota 21-14
 (A) Tampa Bay 24-17
 2000 (H) Minnesota 30-23
 (A) Tampa Bay 41-13
 2001 (H) Minnesota 20-16
 (A) Tampa Bay 41-14
 2002 (A) Tampa Bay 38-24
 2005 (H) Tampa Bay 24-13
 2008 (A) Tampa Bay 19-13
 2011 (H) Tampa Bay 24-20
 2012 (H) Tampa Bay 36-17
 2014 (A) Minnesota 19-13 (OT)
 2017 (H) Minnesota 34-17

TENNESSEE

Won 9, Lost 5, Tied 0
Home 7-2, Away 2-3
 1974 (H) Minnesota 51-10
 1980 (A) Houston 20-16
 1983 (H) Minnesota 34-14
 1986 (A) Houston 23-10
 1989 (H) Minnesota 38-7
 1992 (H) Houston 17-13
 1995 (H) Minnesota 27-17 (OT)
 1998 (A) Minnesota 26-16
 2001 (H) Minnesota 42-24
 2004 (H) Minnesota 20-3
 2008 (A) Tennessee 30-17
 2012 (H) Minnesota 30-7
 2016 (A) Minnesota 25-16
 2020 (H) Tennessee 31-30

WASHINGTON

Won 14, Lost 13, Tied 0
Home 7-6, Away 7-7
 1968 (H) Minnesota 27-14
 1970 (A) Minnesota 19-10
 1972 (H) Washington 24-21
 1973 (H) Minnesota 27-20 **
 1975 (A) Washington 31-30
 1976 (H) Minnesota 35-20 **
 1980 (A) Minnesota 39-14
 1982 (A) Washington 21-7*
 1984 (H) Washington 31-17
 1986 (A) Washington 44-38 (OT)
 1987 (H) Washington 27-24 (OT)
 1987 (A) Washington 17-10 ***
 1992 (H) Washington 15-13
 1992 (H) Washington 24-7 *
 1993 (A) Minnesota 14-9
 1998 (H) Minnesota 41-7
 2004 (A) Washington 21-18
 2006 (A) Minnesota 19-16
 2007 (H) Washington 32-21
 2010 (A) Minnesota 17-13
 2011 (A) Minnesota 33-26
 2012 (A) Washington 38-26
 2013 (H) Minnesota 34-27
 2014 (H) Minnesota 29-22
 2016 (A) Washington 26-20
 2017 (A) Minnesota 38-30
 2019 (H) Minnesota 19-3
 *Super Bowl Tournament
 **NFC Wild Card Game
 ***NFC Divisional Playoff Game
 ****NFC Championship Game



The Vikings renew an old NFC Central rivalry with a trip to Tampa Bay in 2020, the Vikings are 14-13 in Tampa road games.

Players must be on active roster for one game to qualify

31 Abdullah, Ameer, RB, Nebraska
 39 Abdullah, Husain, S, Washington St. 20
 50 Abrams, Bobby, LB, Michigan 20
 53 Ache, Steve, LB, SW Missouri 1
 42 Adams, Rodney, WR, South Florida 7
 72 Adams, Scott, G, Georgia 1
 85 Adams, Tom, WR, Minn.-Duluth 1
 7 Adams, Tony, QB, Utah State 1
 68 Addicks, John, C, Baylor 1
 57 Adibi, Xavier, LB, Virginia Tech 1
 67 Alderman, Grady, T, Detroit 1
 63 Alex, Keith, G, Texas A&M 1
 90 Alexander, Derrick, DE, Florida St. 1
 82 Alexander, Derrick, WR, Michigan 1
 20 Alexander, Mack, CB, Clemson 1
 20 Alexander, Mike, LB, Oklahoma 1
 51 Allipate, Timuean, LB, Washington St. 1
 11 Allen, Asher, CB, Georgia 2
 69 Allen, Jared, DE, Idaho State 1
 25 Allen, Nate, DB, Texas Southern 1
 21 Allen, Terry, RB, Clemson 1
 84 Allison, Andraue, WR, East Carolina 20
 7 Andersen, Morten, K, Michigan St. 1
 66 Anderson, Abdullah, DT, Bucknell 1
 46 Anderson, Alfred, RB, Baylor 1
 1 Anderson, Gary, K, Syracuse 19
 56 Anderson, Scott, C, Missouri 19
 86 Angelo, Richard, TE, West. New Mex. 1
 53 Anno, Sam, LB, USC 1
 2 Araguz, Leo, P, Stephen F. Austin 1
 67 Arubruk, Hasson, DE, Texas Tech 1
 16 Arceneaux, Emmanuel, WR, Alcorn State 1
 16 Archer, R.J., QB, William & Mary 1
 67 Archer, Jerry, DT, SMU, WR, Auburn 1
 7 Aronby, Chuck, T, USC 1
 44/48 Asiatu, Matt, RB, Utah 1
 45 Ashley, Walker, LE, LB, Penn St. 1983-
 79 Asper, Mark, T, Oregon 1
 45 Athas, Pete, CB, Tennessee 1
 3 Avery, John, RB, Mississippi 1
 67 Awasom, Adrian, DE, North Texas 1
 49 Ayandele, Obafemi, FB, San Diego St. 19
 57 Ayodele, Remi, DT, Oklahoma 1
B B B
 60 Baca, Jeff, G, UCLA 1
 74 Badger, Brad, G, Stanford 1
 5 Bailey, Dan, K, Oklahoma State 1
 77/60 Baker, A.J., DE, Colorado State 1
 71 Baker, Chase, DT, Boise State 1
 8 Baker, Rashad, S, Tennessee 56
 86 Baker, Robert, WR, Auburn 1
 56 Ball, Jerry, DT, SMU, LB, Mississippi 1
 99 Ballard, Christian, DT/DE, Iowa 1
 85 Ballman, Gary, TE, Michigan St. 1
 30 Banks, Antonio, S, Virginia Tech 19
 23 Bandyard, Joe, RB, Texas-E&Paso 19
 92 Barker, Roy, DT, NC. Carolina 1992-
 3 Barnes, Bill, RB, Wake Forest 19
 23 Barnes, Tomur, CB, North Texas 1
 42 Barnett, Harlon, S, Michigan St. 1
 55 Barr, Anthony, LB, UCLA 1
 19 Baskett, Hank, WR, New Mexico 1
 32/38 Bass, Anthony, DB, Bethune-Cookman 19
 8 Bates, D'Wayne, WR, Northwestern 20
 63 Battle, Jim, G, Southern Illinois 1
 56 Bavaro, David, LB, Syracuse 1
 32 Bayless, Rick, RB, Iowa 1
 74 Baylor, Tim, S, Morgan State 19
 72 Beamon, Anthony, S, East Texas St. 1
 67 Beasley, John, TE, California 1
 64 Beavers, Willie, G, Western Michigan 1
 63 Bebout, Nick, T, Wyoming 1
 86 Besdoles, Hal, TE, USC 1
 12 Beebe, Chad, WR, Northern Illinois 1
 81 Bell, Blake, TE, Oklahoma 1
 33 Bell, Rick, RB, St. John's, (Minn.) 1
 7 Bennett, Barry, DE, Concordia 1
 12 Bennett, Barry, S, P. Quachita Baptist 1
 2 Bennett, Darren, P, no college 20
 23 Bennett, Michael, RB, Wisconsin 1
 56/50 Berchich, Pete, LB, Notre Dame 1
 1 Berger, Joe, G/C, Michigan Tech 1
 7 Berger, Mitch, P, Colorado 1
 17 Berrian, Bernard, WR, Fresno State 1
 17 Berry, Bob, QB, Oregon 1965-67
 59 Berry, Ray, LB, Baylor 1
 55/84 Berry, Ryan, TE, North Carolina St. 20
 27 Bess, Rufus, CB, North Carolina St. 1
 85 Bethea, Ryan, WR, South Carolina 1
 4 Bethel-Thompson, McCleod, QB, Sacramento St. 1
 55/54 Blietker, Greg, LB, Colorado 20
 75/78 Bitt, Matt, C, Harvard 1
 73 Bishop, Bill, DT, North Texas St. 1

2018-	59	Bishop, Desmond, LB, California	2013	56	Carson, Malcolm, G, Tenn.-Chatt.	1984
2018-	12	Bishop, Keith, QB, Wheaton	1987	44	Casper, Dave, TE, Notre Dame	1984
2008-11	21	Blahnik, Joe, CB, Nebraska	1974-75	16	Cassel, Matt, QB, USC	2013-14
93-94	34	Blair, Matt, LB, Iowa State	1974-75	48/89	Cerone, Matt, TE, Arizona St.	2000-02
1987	68	Blair, Paul, T, Oklahoma State	1990	23	Chamberlain, Byron, TE, Wayne St.	2001-02
2017	18/84	Bland, Tony, WR, Florida A&M	1996-98	23/34	Chapman, Doug, RB, Marshall	2000-03
99-103	36	Blanton, Robert, S, Notre Dame	2012-15	25	Charles, John, S, Purdue	1970
1962	20	Blue, Greg, S, Georgia	2006	21	Chavous, Corey, S/CB, Vanderbilt	2002-05
1987	74	Bobo, Orlando, G, Le Louisiana	1997-98	16	Chandler, Hal, QB, Mississippi St.	1974
1989	92/96	Boireau, Michael, DE, Miami (FL)	2000	85	Chisena, Dan, WR, Penn State	2020
2011	60	Bin, Bookie, G, Mississippi	1968-69	36	Christopherson, Jim, K/LB, Concordia	1962
961-74	9	Bollinger, Brooks, QB, Wisconsin	2006-07	62	Christy, Jeff, C, Pittsburgh	1993-99
1995	60	Bolton, Conrad, DT, Maryland	2007	50	Chukwura, Patrick, LB/DL, Wyoming	2001-03
95-98	3	Borner, Rhett, QB, Sam Houston St.	2010	50/54	Church, Vinny, LB, Boston College	2007-08
2002	13	Bono, Steve, QB, UCLA	1985-86	12	Clabo, Neil, P, Tennessee	1975-77
2016-18	70	Booker-Arenzo, D, Oklahoma State	2010-11	55	Claborn, Ben, LB, USC	2003-04
2008	75	Boone, Alex, G, Florida State	2016	33	Clague, RB, Arkansas	1989
1995	71	Boone, David, DE, Eastern Michigan	1974	34	Clark, Kenny, WR, Central Florida	2003-04
2019	23/44	Boone, Mike, RB, Cincinnati	2018-	71	Clarke, Ken, DT, Syracuse	1989-91
2008-13	4	Booty, John David, QB, USC	2008	81	Clarke, Leon, WR, USC	1963
96-79	8	Bourman, Todd, QB, St. Cloud State	1997-02	68	Clemmings, T.J., T, Pittsburgh	2015-16
97-98	90	Bower, Tashawn, DE, LSU	2017-18	9	Clemmons, Duane, DE, California	1996-99
01-04	61	Bowie, Larry, G, Purdue	1962-68	72	Cleveland, Ezra, OL, Boise State	2020
2004	62	Boyd, Brent, G, UCLA	1980-86	26	Cobb, Marvin, S, USC	1980
1984-91	30	Boyd, Kris, CB, Texas	2019-	63	Cobb, Robert, DE, Texas	1988
98-02	60	Boyd, Malik, CB, Southern	1994	89	Coffman, Paul, TE, Kansas State	1988
13-05	80	Boylan, Jim, WR, Washington St.	1963	106	Cole, Audie, LB, North Carolina State	2012-16
41-97	56	Bradbury, Garrett, C, North Carolina St.	2019	92	Cole, Colin, DT, Iowa	1963
03-06	26	Bradford, Ronnie, S, Colorado	2002	37	Coleman, Al, CB, Tennessee State	1967
87-88	8	Bradford, Sam, QB, Oklahoma	2016-17	91	Coleman, Dan, DE, Murray State	1981
2003	50	Brady, Jeff, LB, Kentucky	1995-97	8	Coleman, Greg, P, Florida A&M	1978-81
1984	67	Brailford, Jordan, DE, Oklahoma State	2020	13	Coley, Stacy, WR, Miami (Fla)	1977-78
2011	61	Bramlett, Don, DT, Carson-Newman	1987	99/93	Colinet, Stalin, DE, Boston College	1997-99
2010	53	Braxton, David, LB, Wake Forest	1989-90	76	Collins, Audley, TCU	1989
01-12	12	Brown, Pat, T, Central Michigan	1967	40	Collins, T.J., TE, Texas Tech	1984
1962	46	Brewer, Jack, S, Minnesota	2002-03	64	Collins, Dwight, WR, Pittsburgh	1984
182-16	5	Bridgewater, Teddy, QB, Louisville	2014-17	59	Collins, Fabray, LB, So. Illinois	1987
02-10	4	Brien, Doug, K, California	2002	43	Colter, Jeff, CB, Kansas	1984
2012	43/54	Briggs, Greg, S, Texas Southern	1997-98	2	Colquitt, Britton, P, Tennessee	2019
1975	84	Brim, James, WR, Wake Forest	1987	79	Compton, Tom, G, South Dakota	2016
2003	44	Brim, Michael, CB, Virginia Union	1989-90	63	Conaty, Billy, C, Virginia Tech	2004
2011	54	Brinkley, Jasper, LB, South Carolina	2009-12,14	57	Connelly, Ryan, LB, Wisconsin	2004
98-99	6	Brister, Bubby, QB, NE Louisiana	1964	83	Conklin, Tyler, TE, Central Michigan	2018
2011	28	Britt, Charlie, S, Georgia	1964	20/31	Cook, Chris, CB, Virginia	2010-13
2013	24	Brock, Tramaine, CB, Belhaven	2007	33	Cook, Dalvin, RB, Florida State	2017
00-01	91	Bromell, Lorenzo, DE, Clemson	2002	62	Cook, Ryan, T, New Mexico	2006-10
2018	40	Brothers, Kentrell, LB, Missouri	2016-19	20	Cooks, Kerry, S, Iowa	1998
1988	30	Brown, Bill, RB, Illinois	1962-74	87	Cooper, Adrian, TE, Oklahoma	1994-99
2013	22	Brown, Ivory Lee, RB, Ark.- Pine Bluff	1987	68	Cooper, Jon, C, Oklahoma	2009-10
2006	31	Brown, Larry, WR, Mankato State	1983	50	Cooper, Marquis, LB, Washington	2008
2003	31	Brown, Mack, RB, Florida	2010-11	63	Corish, Frank, C, UCLA	1983
2003	86	Brown, Jarvis, TE, Georgia	1983	1	Cortez, Jose, K, Oregon State	2004
97-99	33	Brown, Pat, T, Central Michigan	2017	95	Coulter, Kirk, DE, Marquette	1995
1997-99	33	Brown, Ralph, CB, Nebraska	2004-05	8	Cousins, Kirk, QB, Michigan State	2018
01-12	52	Brown, Richard, LB, San Diego St.	1994-96	55	Coward, Sam, LB, Florida State	2008
1987	89	Brown, Robert, TE, Alcorn A&M	1971	14	Cox, Fred, K, Pittsburgh	1963-77
1980-00	23	Brown, Ted, RB, North Carolina St.	1979-86	33	Craig, Roger, RB, Nebraska	1992-93
2013-14	24	Brown, Terry, S, Oklahoma St.	1972-75	84	Craig, Steve, TE, Northwestern	1974-78
95, 00	47	Browner, Joey, S, USC	1983-91	73	Crawford, Brian, T, Western Oregon	2007
65-66	82	Bruer, Bob, TE, Mankato State	1980-84	95	Crichton, Scott, DE, Oregon State	2014-16
1996	24	Brune, Larry, S, Rice	1980	52	Crockett, Henri, LB, Florida State	2002-03
95-96	13	Bruno, Dave, P, Moraine Valley	1967-80	87	Crumpler, Carlester, TE, E. Carolina	1999
2014-	20	Bryant, Bobby, CB, South Carolina	1987-80	77	Culpepper, Brad, DT, Florida	1992-93
2010	94	Bryant, Tim, LB, So. Mississippi	1976-77	12/11	Culpepper, Daunte, QB, UCF	1999-05
98-99	74	Buetow, Bart, T, Minnesota	1976-77	71	Culpepper, Ed, DT, Alabama	196
102-03	75	Bundra, Mike, DT, USC	1964	89	Cunningham, Doug, WR, Rice	1979
1963	91	Burrough, John, DE, Wyoming	1999-00	7	Cunningham, Randall, QB, UNLV	1997-99
1992	36/27	Burton, Brandon, CB, Utah	2017	67	Cunningham, Rick, T, Texas A&M	1999
1989	71	Burton, Derek, T, Oklahoma St.	1987	15	Cuzzo, Gary, QB, Virginia	1968-78
79-80	86/11	Burton, Stephen, WR, Texas A&M	1982-84	42	Curtis, Travis, S, West Virginia	1989
93-94	81	Burlesone, Nate, WR, Nevada	2012-16	5	Cutting, Austin, LS, Air Force	2015
2017	22	Butler, Billy, S/RB, Tenn. Chattanooga	1961-62	D D D		
2016	31	Butler, Duane, S, Illinois State	1997-98	71/75	Dafney, Bernard, G, Tennessee	1992-94
1980	65	Byers, Ken, G, Cincinnati	1964-66	84	Dale, Carroll, WR, Virginia Tech	1972
64-66	60	Bykowski, Carter, T, Iowa State	2014	50	Dalton, Antonio, LB, Hampton	1999
2018-	C C C			63	Daniels, Brian, G, Colorado	2007
2017	53	Caesar, Ivan, LB, Boston College	1991	69	Daniels, LeShun, G, Ohio State	1997
1983	246	Caleb, Jamie, RB, Grambling	1961	7	Dannehr, Rick, K, Sioux Falls	1977-83
1988	23	Calland, Lee, CB, Louisville	1963-65	27	Dantzler, Cameron, CB, Mississippi St.	2020
04-05	85	Camarillo, Greg, WR, Stanford	2010-11	32/25	Darden, Tony, CB, Texas Tech	1984
01-05	56	Campbell, John, LB, Minnesota	1963-64	82	Daugherty, Ron, WR, Northeastern	1987
101-05	16	Campbell, Kelly, WR, Georgia Tech	2002-04	34	Davis, Brian, CB, Nebraska	1993
95-06	17	Cappleman, Bill, QB, Florida St.	1970	71	Davis, Doug, T, Kentucky	1966-72
01-11	7	Carlson, Daniel, K, Auburn	2018	5	Davis, Greg, K, The Citadel	1993
09-01	89	Carlson, John, TE, Notre Dame	2012-13	16	Davis, Davion, WR, Sam Houston State	2019
1981	65	Carman, Jon, T, Georgia Tech	2002	63	Davis, Isaac, G, Arkansas	1998
73-76	40	Carpenter, Preston, TE, Arkansas	1966	86	Davis, John, TE, Emporia St.	2000
187-92	36	Carpenter, Ron, S, Miami (Ohio)	1993	17/85	Davis, Nick, WR, Wisconsin	2002-03
1982	81	Carroll, Jay, WR, Tennessee	1985	58/10	Dawson, D., WR, Mississippi Miss.	2004-05
1982-87	81	Carroll, Anthony, WR, Michigan	1985-93	4	Davis, Todd, LB, Sacramento State	1987
2020-23	80	Carter, Chris, WR, Ohio State	1990-01	4	Dawson, Dale, K, E. Kentucky	1987
2013	21	Carter, Dale, CB, Tennessee	2001	68	Dawson, Rhett, WR, Florida State	1972
02-03	11	Carter, Jason, WR, Texas A&M	2006	51	Dean, Larry, LB, Valdosta State	2011-13
1986	86	Carter, Kyle, TE, Penn State	2017	24	Dean, Ted, T, Wichita	1964
2018	22/37	Carter, Ivonne, S, Minnesota	2000-02	72	DeGaere, Chris, G, Wake Forest	2001

2020 VIKINGS

55 Del Rio, Jack, LB, USC	1992-95	12 Freeman, Josh, QB, Kansas State	2013	37 Hawkins, Mike, CB, Oklahoma	2006
59 Delaney, Craig, WR, TCU	1989	22 Freeman, Steve, S, Mississippi	1987	58 Hawkins, Rip, LB, North Carolina	1961-65
65 DeLong, Greg, TE, North Carolina	1995-98	12 Ferrette, Gus, QB, Tulsa	2003-04, '08	44 Hayden, Leo, RB, Ohio State	1971
27 Demery, Calvin, WR, Arizona State	1972	83 Frisch, David, TE, Colorado State	1996	32 Hayes, Ray, RB, Cent. Oklahoma	1961
28 Denny, Earl, RB, Missouri	1967-68	37 Frye, Phil, RB, California Lutheran	1987	90 Hazuga, Jeff, DE, Wisconsin-Stout	2001
86 Denson, Al, WR, Florida A&M	1971-78	27 Fuller, Corey, CB, Florida State	1995-98	56 Henderson, E.J., LB, Maryland	2003-11
62 Denton, Bob, DE, Pacific	1961-64	29 Fullington, Darrell, S, Miami (Fla.)	1988-90	50 Henderson, Erin, LB, Maryland	2008-13
41 dePaola, Andrew, LS, Rutgers	2020	63 Fusco, Brandon, G, Slippery Rock	2011-16	80 Henderson, John, WR, Michigan	1968-72
25 Derby, Dean, DB, Washington	1961-62	G G G		30 Henderson, Keith, RB, Georgia	1992
27 Devine, Kevin, CB, California	1999	32 Galbreath, Tony, RB, Missouri	1981-83	24 Henderson, Wymon, CB, UNLV	1987-88
52 Dick, Jim, LB, North Dakota St.	1987	66 Gallagher, Frank, G, North Carolina	1973	87 Hentges, Hale, TE, Alabama	2020
76 Dickinson, Paul, DT, Baylor	1961-70	6 Gallery, Jim, K, Minnesota	1990	6 Heinicke, Taylor, QB, Old Dominion	2015-16
14 Digges, Stefan, WR, Maryland	2015-19	28 Galloway, Laroni, CB, Murray St.	2005	60 Hernandez, Matt, T, Purdue	1984
71, Scott, T, Memphis	1996-97	90 Galvin, John, LB, Boston College	1989	67/64 Herrera, Anthony, G, Tennessee	2004-11
86 Dillon, Brandon, TE, Montana	1999	16 Cannon, Rich, QB, Delaware	1987-92	58 Heron, David, LB, Michigan State	2007-08
25 Dillon, Terry, CB, Montana	1963	2 Garcia, Teddy, K, NE Louisiana	1989	79 Hicks, Artis, G, Memphis	2006-09
12 Dils, Steve, QB, Stanford	1979-84	54 Garnett, David, LB, Stanford	1993-94, '96	43 Hicks, Maurice, RB, North Carolina A&T	2008
40 D'Imperio, Ryan, FB, Rutgers	2011	92 Garnett, Winfield, DT, Ohio State	2001	58 Hilgenberg, Wally, LB, Iowa	1968-79
25 Dishman, Chris, CB, Purdue	2000	40 Gault, Billy, CB, Texas Christian	1961	41 Hill, Gary, S, USC	1965
26 Dixon, Ahmad, S, Baylor	2014	78 Gay, William, DE, USC	1988	24 Hill, Holton, CB, Texas	2018-
71 Dixon, David, G, Arizona St.	1994-04	42 Gedeon, Ben, LB, Michigan	2017-19	10 Hill, King, P-QB, Rice	1968
13 Doctson, John, WR, TCU	2019	3 George, Jeff, QB, Illinois	1999	69 Hill, Rashod, T, Southern Mississippi	1991
56 Doelman, Chris, DE/LB, Pittsburgh	1985-93, '99	55 George, Ron, LB, Stanford	1997	12/13 Hill, Shaun, QB, Maryland	2002-05, '15-16
84 Donahue, Oscar, WR, San Jose	1962	46/66 Gerak, John, TE/G, Penn St.	1993-96	90 Hillary, Ira, WR, South Carolina	1990
57 Downes, Devante, LB, California	2018-19	32 Gerhart, Toby, RB, Stanford	2010-13	62 Hilton, Carl, TE, Houston	1986-89
65 Dorsey, Nat, T, Georgia Tech	2004	56 Gersbach, Carl, LB, West Chester	1971-72	33 Hillman, Ronnie, RB, San Diego State	2016
21 Doss, Mike, S, Ohio State	2019	86 Gillespie, Willie, WR, Tenn.-Chattanooga	1987	85 Hilton, John, TE, Richmond	1970
76 Dozier, Dakota, G, Furman	1987-91	42 Gilliam, John, WR, South Carolina St.	1972-75	98 Hinkle, George, DT, Arizona	1992
42 Dozier, D.J., RB, Penn State	2018-21	20 Gladney, Jeff, CB, Texas Christian	2020-	75/78 Hinton, Chris, T, Northwestern	1994-95
42 Dozier, Ukkee, CB, Minnesota	2015	55 Glenn, Jason, LB, Texas A&M	2006	37 Hitchcock, Jimmy, CB, North Carolina	1998-99
90 DuBoise, B.J., DT, Louisville	2005	25 Glenn, Vance, S, Indiana St.	1992	18 Hoag, Ryan, WR, Gustavus Adolphus	2004
62 Ducas, Vladimir, G, Massachusetts	2014	82 Glover, Andrew, TE, Grambling	1997-99	44 Hoard, Leroy, RB, Michigan	1996-99
56 Dugan, Bill, G, Penn State	1984	94 Goff, Robert, DT, Auburn	1996	50/54 Hodges, Gerald, LB, Penn State	2013-15
83 Dugan, Jeff, TE, Maryland	2004-05	73 Goldberg, Adam, G, Wyoming	2004-05	13 Holcomb, Kelly, QB, Middle Tenn. St.	2007
57 Dumler, Doug, G, Nebraska	1976-77	82 Goodridge, Bob, WR, Vanderbilt	1968	93 Holland, Darius, DT, Colorado	2002
59 Dusbabek, Mark, LB, Minnesota	1989-92	68 Goodrum, Charles, G, Florida A&M	1972-78	85 Holland, John, WR, Tennessee St.	1974
45 Dye, Troy, LB, Oregon	2020-	87/83 Goodwin, Hunter, TE, Texas A&M	1996-98, '02-03	15 Hollins, Alexander, WR, Eastern Illinois	2019
E E E		41 Gordon, Charles, CB, Kansas	2006-08	75 Holloway, Randy, DE, Pittsburgh	1978-84
64 Early, Michael, G, Norfolk State	2002	87 Gray, MarkQueis, TE, Minnesota	2014	51 Holmberg, Bruce, LB, Penn State	1999
62 Easton, Nick, C, Harvard	2015-17	31 Graham, Scottie, RB, Ohio St.	1993-96	54 Holmes, Rob, LB, Minnesota	1993
93 Echemund, Adimchinobe, RB, California	2005	73 Graves, Rory, T, Ohio State	1993	92/90 Holmes, Jalen, DT, Ohio State	2018-
1 Edinger, Paul, K, Michigan St.	2005	23 Gray, Torrian, S, Virginia Tech	1997-98	30 Holt, Issiac, CB, Alcorn State	1985-89
27 Edson, Cornelius, C, Portland State	2017	50 Grecni, Dick, LB, Ohio	1961	2 Horan, Mike, P, Long Beach St.	1986
67 Edwards, Brad, S, South Carolina	1988-89	32 Green, Robert, RB, William & Mary	1997	51 Hough, Jim, G, Utah State	1978-86
59 Edwards, Dixon, LB, Michigan St.	1996-98	25 Greene, Marcus, CB, Arizona	1984	55 Houston, Bobby, LB, North Carolina St.	1998
36 Edwards, Davonte, CB, N.C. State	2005-06	52 Greenway, Chad, LB, Iowa	2006-16	99 Hovan, Chris, DT, Boston College	2000-04
32 Edwards, Jimmy, RB, NE Louisiana	1979	97 Griffin, Everson, DE, USC	2010-19	20 Howard, Bryan, S, Tennessee St.	1982
91 Edwards, Ray, DE, Purdue	2006-10	23 Griffin, Cedric, CB, Texas	2006-11	51/99 Howard, David, LB, Long Beach St.	1985-89
24 Eilers, Pat, S, Notre Dame	1990-91	21 Griffith, Robert, S, San Diego St.	1994-01	91 Howard, Willie, DL, Stanford	2001-02
11 Eischied, Mike, P, Upper Iowa	1972-74	73 Grigsby, Otis, DE, Kentucky	2007-08	50 Howell, Leroy, DT, Appalachian St.	1986
86 Eley, Clifton, TE, Mississippi St.	1987	27/26 Grice, Bob, WR, Oregon St.	1967-71, '76-77	82 Howry, Keenan, WR, Oregon	2003-05
65 Eilein, Pat, C, Ohio State	1987	47 Groce, Ron, RB, Macalester	1976	56/72 Huffman, David, G/T, Notre Dame	1979-83, '85-90
81 Eller, Carl, DE, Minnesota	1964-78	41 Gugemos, Neal, DB, St. Thomas	1986-87	21 Hughes, Mike, CB, Central Florida	2018-
72 Ellis, Kenrick, DT, Hampton	2003-04	98 Gully, Letroy, DT, Florida State	2008-13	83 Huliz, Don, DE, Southern Miss.	1963
40/85 Ellison, Rhett, FB, USC	2012-16	84 Guilford, Eric, WR, Arizona State	1993-94	99 Hunter, Danielle, DE, LSU	2015-19
65/73 Elshire, Neil, DE, Oregon	1981-86	80 Gustafson, Jim, WR, St. Thomas	1985-90	25/31 Hunter, Will, S, Syracuse	2005-06
47 Emmanuel, Charles, S, W. Virginia	1997	H H H		67 Humphrey, Jay, T, Texas	1999
59 Epps, Marcus, S, Wyoming	2019	72 Haazer, Adam, T, Minnesota	2002, '04	76 Hutchinson, Steve, G, Michigan	2006-11
6 Epstein, Hayden, K, Michigan	2002	91/74 Habib, Brian, G, Washington	1988-92	65 Huth, Gerry, G, Wake Forest	1961-63
59 Evans, Charles, RB, Clark	1993-98	49 Hackbart, Dale, S, Wisconsin	1966-70	I I I	
26 Evans, David, CB, Cent. Arkansas	1986-87	90 Haines, John, DT, Texas	1984	84 Iglesias, Juanquin, WR, Oklahoma	2010
90 Evans, Fred, DT, Texas St.-San Marcos	2007-13	28 Haley, Dick, WR, Pittsburgh	1961	4 Igweibueke, Donald, K, Clemson	2018
11 Everett, Eric, CB, Texas Tech	2007-13	41 Hall, Lemanski, LB, Alabama	2000-02	23/43 Iloka, George, S, Boise State	1990, '20
32 Exum, Antone, S, Virginia Tech	2014-17	23 Hall, Steven, S, Kentucky	1996	86 Ingram, Darryl, TE, California	1989
F F F		86/28 Hall, Tom, WR, Minnesota	1964-66, '68-69	22 Irvin, Ken, CB/S, Memphis	2003-05
51 Farber, Hap, LB, Mississippi	1970	40 Hall, Windlan, S, Arizona St.	1976-77	76 Irwin, Tim, T, Tennessee	1981-93
59 Farwell, Heath, LB, San Diego St.	2005-10	30 Ham, C.J., FB, Augustana (SD)	2016	63 Isidora, Danny, G, Miami (Fla)	2017-18
35 Fason, Clatrick, RB, Florida	2005-06	61 Hamilton, Wes, G, Tulsa	1976-85	82 Ismail, Qadry, WR, Syracuse	1993-96
54 Faust, Paul, LB, Minnesota	1967	23 Hammonds, Shelly, CB, Penn St.	1995	37 Israel, Ron, DB, Notre Dame	2003
4 Fave, Brett, QB, Southern Mississippi	2009-10	25 Hampton, Alonzo, CB, Pittsburgh	1990	I I I	
5 Fears, Willie, DT, Northwestern St.	1990	38 Hand, Hank, RB, Temple	1996	25 Jackson, Alfred, CB, San Diego St.	1995-96
46 Feasel, Grant, T, Abilene Christian	1984-86	51 Hanks, Ben, LB, Florida	2020	89 Jackson, Alfred, WR, Colorado	1982
62 Felton, Jerome, FB, Furman	2012-14	45 Hannon, Tom, S, Michigan St.	1977-84	7 Jackson, Joe, DT, New Mexico St.	1977
31 Fenney, Rick, RB, Washington	1987-91	55 Hansen, Don, LB, Illinois	1966-67	7 Jackson, Taravis, QB, Alabama St.	2006-10
35 Ferguson, Bob, RB, Ohio State	1963	63 Hanson, Mark, G, Mankato St.	1987	83 Jacques, Nate, WR, San Diego St.	2000-01
84 Ferguson, Charley, WR, Tennessee St.	1962	90 Hargrove, Jim, LB, Howard Payne	1967-70	89/13 Janet, Cedric, WR, TCU	2002
89 Ferguson, Robert, WR, Texas A&M	2007-08	8 Hamish, Chandler, RB, Northern Illinois	2014	36 James, Craig, CB, Southern Illinois	2015
11 Fiedler, Jay, QB, Dartmouth	1998	6 Harrell, Sam, RB, E. Carolina	1980-82, '87	4 James, Dick, RB, Oregon	1968
32 Fields, Mark, CB, Clemson	2019	41 Harris, Anthony, S, Virginia	2015-	99 James, Erasmus, DE, Wisconsin	2005-07
55 Finch, Steve, WR, Elmhurst	1987	35 Harris, Bill, RB, Colorado	1969-70	24 Jefferson, A.J., CB, Fresno State	2012-13
72 Fisk, Jason, DT, Stanford	1995-98	32 Harris, Darryl, RB, Arizona St.	1988	18 Jefferson, Justin, WR, LSU	2020-
29 Fitzgerald, Jamie, CB, Idaho St.	1987	99 Harris, James, DE, Temple	1993-95	52 Jenke, Noel, LB, Minnesota	1971
72 Fitzgerald, Mike, CB, Iowa St.	1966-67	42 Harris, Joe, LB, Georgia Tech	1979	51 Jenkins, Carlos, LB, Michigan St.	1991-94
85 Flatley, Paul, WR, Northwestern	1963-67	49 Harris, John, S, Arizona St.	1985-86	28 Jenkins, Izel, CB, North Carolina St.	1993
18 Floyd, Michael, WR, Notre Dame	2017	79 Harris, Mike, T, UCLA	2014-16	84 Jenkins, Michael, WR, Ohio State	2011-12
73/95 Floyd, Sharif, DT, Florida	2013-17	58/99 Harris, Napoleon, LB, Northwestern	2005-06, '08	15 Jennings, Greg, WR, Western Michigan	2013-14
79 Fonoti, Tomy, G, Nebraska	2005	57 Harris, Paul, LB, USC	1978	7 Jobko, Bill, LB, Ohio State	1963-65
6 Footo, Chris, C, USC	1987-91	90 Harris, Robert, DE, Southern	1992-94	81 Johnson, Bethel, WR, Texas A&M	2006
2 Forbath, Kai, K, UCLA	2016-17	32 Harris, Steve, RB, Northern Iowa	1987	14 Johnson, Brad, QB, Florida St.	1992-98, 2005-06
6 Ford, Chase, TE, Miami (Fla.)	2013-15	95/91 Harrison, Martin, DE, Washington	1994-96, '99	12 Johnson, Charles, WR, Grand Valley State	2014-16
44 Foreman, Chuck, RB, Miami (Fla.)	1973-79	48 Harrison, Todd, TE, North Carolina St.	1993	65 Johnson, Charlie, NT, Colorado	1982-84
76 Fowler, Melvin, C, Maryland	2005	78 Hartenstein, Mike, DT, Penn State	1987	74 Johnson, Charlie, G/T, Oklahoma St.	2011-14
50 Fowlkes, Dennis, LB, West Virginia	1983-85	86 Hartwig, Keith, WR, Arizona	1977	75 Johnson, Chase, T, Wyoming	2007
37 Frampton, Eric, S, Washington State	2007-11	12 Harvin, Percy, WR, Florida	2009-12	35 Johnson, Chris, S, San Diego St.	1996
40 Frankhauser, Tom, S, Purdue	1962-63	87 Haslerig, Clint, WR, Michigan	1975	52 Johnson, Dennis, LB, USC	1980-85
37 Frank, Donald, CB, Winston-Salem	1995	88 Hasselbeck, Don, TE, Colorado	1984	4 Johnson, Eddie, P, Idaho State	2003
		89/19 Hatchette, Matthew, WR, Langston	1997-00	4 Johnson, Gene, S, Cincinnati	1961

92 Johnson, George, DE, Rutgers	2012-13	21 Lindsey, Jim, RB, Arkansas	1965-72	21 Mincy, Charles, S, Washington	1995
93 Johnson, Henry, LB, Georgia Tech	1980-83	48 Line, Zach, FB, SMU	2013-15	92 Mitchell, Jayme, DE, Mississippi	2006-10
94 Johnson, Jaleel, DT, Iowa	2017-	76 Lingenfelter, Bob, T, Nebraska	1978	55 Mitchell, Marvin, LB, Tennessee	2012-13
11 Johnson, Jaymar, WR, Jackson St.	2009-10	55 Livingston, Cliff, LB, UCLA	1962	68 Mitchell, Mel, G, Tennessee St.	1980
89 Johnson, Joe, WR, Notre Dame	1992	13 Livingston, Mike, QB, SMU	1980	71 Mitrione, Matt, DT, Purdue	2005
22 Johnson, Ken, S, Florida A&M	1989-90	76 Liwski, Chris, T/G, Indiana	1998-05	79 Mixon, Kenny, DE, LSU	2002-04
12 Johnson, Lee, P, BYU	2001	71 Loadholt, Phil, T, Oklahoma	2009-15	90 Molden, Fred, DT, Jackson State	1987
12 Johnson, Marcus, T, Mississippi	2005-08	12/18 Locke, Jeff, P, UCLA	2013-16	94 Monty, Pete, LB, Wisconsin	2001
81 Johnson, Olalick, WR, Colorado State	2019-	46 Loeffler, Cullen, LS, Texas	2004-14	1 Moon, Warren, QB, Washington	1994-96
55 Johnson, Olrik, LB, Florida A&M	1999	72 Long, Jake, T, Michigan	2016	86 Moore, Leonard, RB, Jackson St.	1987
48 Johnson, Sammy, RB, North Carolina	1976-78	8 Longwell, Ryan, K, California	2006-11	36 Moore, Manfred, RB, Tulane	1977
97 Johnson, Spencer, DT, Auburn	2004-07	38 Louallen, Fletcher, S, Livingston	1987	30 Moore, Mewelde, RB, USC	2004-07
90 Johnson, Toby, DT, Georgia	2016	75/73/0 Love, DeMarcus, DT, Arkansas	2011-12	91 Moore, Zach, DE, Concordia St. Paul	2015
92/96 Johnson, Tom, DT, Southern Miss.	2008-10	23 Love, Terry, S, Murray State	1987	89 Morgan, David, TE, Texas-San Antonio	2016-18
51 Johnson, Tyrell, S, Arkansas State	2001-05	63 Lowdermilk, Kirk, C, Ohio State	1985-92	31 Morgan, Dion, S, Nevada-Reno	1999-01
61 Johnstone, Lance, DE, Temple	2009-15	25 Lowe, Omar, S, Washington	2004	90 Morris, Kyle, S, BYU	1985-86
1 Jones, Brett, C, Regina (Canada)	2018-	57 Luce, Derrel, LB, Baylor	1979-80	40 Morris, Jack, CB, Oregon	1961
15 Jones, Chris, WR, Jackson St.	2005	75 Lurtsema, Bob, DE, West. Michigan	1971-76	68 Morris, Mike, C, NE Missouri St.	1991-99
26 Jones, Chris, CB, Nebraska	2020	27 Lush, Mike, S, East Stroudsburg	1986	33 Morrow, Harold, RB, Auburn	1996-02
26 Jones, Clinton, RB, Michigan St.	1967-72	35 Lynch, James, FB, Maryland	2003	96 Mosley, J., Missouri	2005
84 Jones, Hassan, WR, Florida St.	1986-92	92 Lynch, James, DT, Baylor	2020	79 Moss, Eric, OL, Ohio State	1997
21 Jones, Henry, S, Illinois	2001	96 Lyon, Billy, DL, Marshall	2003	84 Moss, Randy, WR, Marshall	1998-04, '10
82 Jones, Mike A., WR, Tennessee St.	1983-85	M M M		24 Mostardi, Rich, S, Kent State	1961
9 Jones, Mike L., TE, Texas A&M	1990-91	39 Mabin, Dylan, CB, Fordham	2020	86 Mularkey, Mike, TE, Florida	1983-88
13 Jones, Rusheen, CB, Vanderbilt	2003-04	71 MacDonald, Mark, G, Concordia Coll.	1985-88	77 Mullaney, Mark, DE, Colorado St.	1975-87
32 Jones, Shawn, S, Georgia Tech	1993	46 Mackbee, Earsell, CB, Utah St.	1965-69	24 Munnerlyn, Captain, CB, South Carolina	2014-16
69 Jones, Wayne, T, Utah	1987	69 Malano, Mike, C, San Diego St.	2002	31 Munsey, Nelson, CB, Wyoming	1978
85/43/83/89 Jordan, Andrew, TE, Western Carolina	1994-97, '99-01	75 Manley, James, DT, Vanderbilt	1996-97	68 Murphy, Devin, TE, Georgia Tech	1961
		17 Mann, Maurice, WR, Washington	2006	68 Murphy, Kevin, T, Harvard	2013
		4 Manning, Archie, QB, Mississippi	1983-84	19 Murphy, Yo, WR, Idaho	1999
22 Jordan, Jeff, S, Tulsa	1965-67	4 Mannion, Sean, QB, Oregon State	2019-	3 Murray, Eddie, K, Tulane	1997
33 Jordan, Steve, TE, Brown	1982-94	51 Manuskus, Greg, LB, Colgate	1991-93	25 Murray, Latawius, RB, Central Florida	2017-18
98 Joseph, Linval, DT, East Carolina	2014-19	49 Marinario, Ed, RB, Cornell	1972-79	74 Myers, Frank, T, Texas A&M	1978-80
33 Joseph, Henry, RB, Missouri	2014	70 Marshall, Jim, DE, Ohio State	1961-79	N N N	
83 Joyce, Don, DE, Tulane	1961	48 Marshall, Larry, S, Maryland	1974	51/59 Najarian, Pete, LB, Minnesota	1987
K K K		55 Martin, Amos, LB, Louisville	1972-76	15 Nance, Martin, WR, Miami (OH)	2006
51 Kaddu, Josh, LB, Oregon	2014	89 Martin, Billy, TE, Georgia Tech	1968	59 Nattiel, Mike, LB, Florida	2003-04
75 Kalil, Matt, T, USC	2012-16	56/34/38/57 Martin, Chris, LB, Auburn	1984-88	28 Ned, Larry, RB, North Carolina	2003-04
69 Kalis, Todd, G, Arizona State	1988-93	79 Martin, Doug, DE, Washington	1980-89	17 Nelson, Ben, WR, Saint Cloud State	2004
1 Kapp, Joe, QB, California	1967-69	90 Martin, Steve, DT, Missouri	2004	1 Nelson, Chuck, K, Washington	1986-88
3 Karlis, Rich, K, Cincinnati	1989	20 Mason, Tommy, RB, Tulane	1961-66	20 Nelson, Darin, RB, Stanford	1982-89, 91-92
23 Kasulke, Karl, DB, Drake	1963-72	21 Mata'afa, Hercules, DT, Washington St.	2019-	32 Nelson, David, RB, Heidelberg	1984
48 Katula, Matt, LS, Wisconsin	2001	25 Mattison, Alexander, RB, Boise State	2019-	56 Nelson, Jim, LB, Penn State	2000-02
27 Kearse, Jayron, S, Clemson	2016-19	66 Maurer, Andy, G, Oregon	1974-75	38 Nelson, Rhett, CB, Colorado State	2003-04
7 Keenum, C, QB, Houston	2017	56 Mauti, Michael, LB, Penn State	2013-14	53 Newbill, Richard, LB, Miami (Fla.)	1990
3 Kellar, Mark, RB, No. Illinois	1976-78	5 May, Chad, QB, Kansas State	1995	52 Newman, Keith, LB, North Carolina	2004-05
25 Kelly, Eric, CB, Kentucky	2001-03	88 May, Marc, TE, Purdue	1987	86 Newman, Pat, WR, Utah State	2015
61 Kelly, Lewis, T/G, South Carolina St.	2001-03	35 Mayberry, Doug, RB, Utah State	1961-62	23 Newman, Terence, CB, Kansas State	2010-17
54 Kendrick, Eric, LB, UCLA	2015-	23 Mayes, Mike, CB, LSU	1991	18 Newsome, Harry, P, Wake Forest	1990-93
73 Kennedy, Jimmy, DT, Penn State	2008-10	55 Mays, Kiviusama, LB, North Carolina	1998-99	96 Newton, Tim, DT, Florida	1985-89
82 Kent, Joey, WR, Tennessee	2000	73 Mays, Stafford, DT, Washington	1987-88	91 Ngakoue, Yannick, DE, Maryland	2020-
76 Kerin, Zac, G, Toledo	2015-16	31/21 McCauley, Marcus, CB, Fresno St.	2007-08	47 Nickerson, Hardy, LB, California	2020-
43 Keys, Brady, CB, Colorado St.	1967	33 McCannahan, Brent, RB, Arizona St.	1973-80	91 Niehaus, Steve, DT, Notre Dame	1979
80 Kidd, Keith, WR, Arkansas	1987	96 McClelland, Skio, DE, Arizona St.	1992	91 Nix, Roosevelt, DT, Central State	1994
95 Killings, Cedric, DT, Carson-Newman	2002-03	15 McCormick, John, QB/P, Massachusetts	1962	99 Noga, A.I., DE, Hawaii	1988-92
3 King, Caleb, RB, Georgia	2011	84/80 McCormick, Sam, WR, Montana St.	1974-75, 82-83	49 Nord, Keith, S, St. Cloud St.	1979-85
24 King, Phil, RB, Vanderbilt	1965-66	74 McCurry, Mike, G, Indiana	1987	97 Norman, Tony, DE, Iowa State	1987
9 Kingsritter, Doug, TE, Minnesota	1973-75	58 McDaniel, Ed, LB, Clemson	1992-01	72 Norton, Storm, T, Toledo	2018
36 Kirby, John, LB, Nebraska	1964-68	68 McDaniel, Randall, G, Arizona St.	1988-99	90 Northern, Gabe, DE/LB, LSU	2000
35 Kirk, Luther, DB, Illinois State	2020	47 McDermott, Kevin, LS, UCLA	2015-18	85 Novoselsky, Brent, TE, Pennsylvania	1989-94
52 Kirksey, William, LB, Southern Miss.	1990	88 McDole, Mardye, WR, Mississippi St.	1981-83		
40/85 Kleinsasser, Jim, TE/FB, No. Dakota	1999-11	34 McDonald, Ramos, CB, New Mexico	1998-99	89 Obbe, Terry, WR, Oregon	1991
64 Kline, Josh, G, Kent State	2019	39 McElhenry, Hugh, RB, Washington	1961-62	7 O'Brien, Dave, G, Boston Coll.	1963-64
4/5 Klose, Chris, P, UCLA	2005-12	60 McElroy, Reggie, T, West Texas St.	1994	96 O'Neal, Andre, LB, Marshall	2001
25 Knoff, Kurt, S, Kansas	1979-82	55 McGill, Mike, LB, Notre Dame	1968-70	97 O'Neill, Brian, T, Pitt	2018-
68 Koch, Greg, G, Arkansas	1987	37 McGricks, Lamar, S, West. Illinois	1993-94	7 O'Sullivan, J.T., QB, Cal-Davis	2005
96 Kolodziej, Ross, Wisconsin	2006	36 McKeever, Marlin, TE, USC	1967	95 Odenigbo, Ifeadi, DE, Northwestern	2019-
26 Kosens, Terry, S, Hofstra	1963	58 McKenzie, Tyrone, LB, South Florida	2012	24 Offord, Kenny, S, South Carolina	2002-05
89 Kramer, Terry, TE, Minnesota	1969-70	21/31 McKinzie, Bryant, T, Miami (Fla.)	2002-10	55 Onatolu, Willes, LB, Nebraska-Omaha	2009-11
9 Kramer, Tommy, QB, Rice	1977-79	9 McMillan, Jerin, RB, Georgia Southern	2014-17	61 On, Frank, G, Northern Iowa	1987
22 Krause, Paul, S, Iowa	1968-79	9 McMahon, Jim, QB, BYU	1993	31 Osborne, Clancy, LB, Arizona St.	1967-62
78 Kropog, Troy, G, Tulane	2012	26 McMillan, Audray, CB, Houston	1989-93	45 Osborne, Dave, RB, North Dakota	1965-75
5 Krueger, Todd, QB, Northern Michigan	1987	12 McMullen, Billy, WR, Virginia	2006	17 Osborn, K.J., WR, Miami (Fla.)	2020-
L L L		5 McNabb, Donovan, QB, Syracuse	2011	44 Overbaugh, Jeff, LS, San Diego St.	2017
59 Lacey, Bob, C, North Carolina	1964	12 McNeil, Tom, P, Stephen F. Austin	1970	89/49/45 Owens, Richard, TE, Louisville	2004-06
26 Lacey, Jacob, CB, Oklahoma State	2013	54 McNeill, Fred, LB, UCLA	1974-85	P P P	
63 Lacina, Corbin, G, Augustana	1999-02	60 McQuaid, Dan, T, UNLV	1988	88 Page, Alan, DT, Notre Dame	1967-78
21 Lamson, Chuck, S, Wyoming	1962-63	23 McQuatters, Bill, RB, North Texas	1964	24 Page, Jarad, S, UCLA	2001
59 Lamur, Emmanuel, LB, Kansas State	2016-17	47 McWilliams, Johnny, TE, USC	2000	22 Palmer, David, WR/RB, Alabama	1994-00
18 Langer, Jim, C, South Dakota St.	1980-81	44/26 Meadors, Nate, CB, UCLA	2019-20	51 Palmer, Mitch, LS, Colorado State	2000
52 Lapham, Bill, C, Iowa	1961	53 Meamber, Tim, LB, Washington	1985	72 Parker, Anthony, CB, Arizona State	1992-94
77 Larsen, Gary, DT, Concordia	1965-74	18 Mercer, Mike, K, Arizona St.	1961-62	81 Parks, Rickey, WR, Ark.-Pine Bluff	1987
82 Lash, Jim, WR, Northwestern	1973-76	97 Meriwether, Mike, LB, Pacific	1989-92	95 Parry, David, DT, Stanford	2018
65 Lawson, Steve, G, Kansas	1973-75	44 Metellus, Josh, S, Michigan	2020-	40 Paschal, Doug, RB, North Carolina	1980-81
5 Leber, Ben, LB, Kansas State	2006-10	56 Meylan, Wayne, LB, Nebraska	1970	84 Patterson, Cordarrelle, WR, Tennessee	2013-16
90 LeCout, Terry, WR, Florida	1979-83, '87	98 Micech, Phil, DE, Wisconsin-Platteville	1987	79 Patton, Jerry, DT, Nebraska	1971
32 Lee, Amp, RB, Florida State	1994-96	21 Michel, Tom, RB, East Carolina	1964	95 Paup, Bryce, DE, Northern Iowa	2000
9 Lee, Bob, QB/P, Pacific	1969-72, '75-78	64 Middleton, Dave, WR, Auburn	1961	41 Paymah, Karl, CB, Washington State	2009
17 Lee, Carl, CB, Marshall	1983-93	75 Millard, Keith, DT, Washington St.	1985-91	31 Payton, Eddie, RB, Jackson State	1980-82
57 Leman, J., LB, No. Illinois	2009	55/59 Miller, Corey, LB, South Carolina	1999	24 Pearson, Jaycie, S, Washington	1993
59 Leo, Jim, DE, Cincinnati	1961-62	67 Miller, Kevin, WR, Louisville	1978-80	66 Pentecost, John, G, UCLA	1967
31 Lester, Darrell, RB, McNeese St.	1964	5 Miller, Larry, QB, Northern Iowa	1987	68 Perreault, Pete, G, Long Beach State	1971
49 Lewis, Dave, RB, Northern Iowa	1987	35 Miller, Robert, RB, Kansas	1975-80	31 Perry, Jason, S, North Carolina State	2002
17 Lewis, Greg, WR, Illinois	2009-10	14 Miller, Romaro, QB, Mississippi	2001	22 Pesonen, Dick, CB, Minnesota-Duluth	1961
87 Lewis, Leo, WR, Missouri	1981-91	64 Million, Ted, G, Duke	1987	26 Peterson, Adrian, RB, Oklahoma	2007-16
43 Liddiard, Brody, TE/L/S, Colorado	2001-03	45 Mills, Garrett, TE, Tulsa	2007-09	66 Peterson, Ken, C, Utah	1961
73 Linden, Everett, T, Houston	1962-65	45 Mills, John Henry, FB, Wake Forest	1999	28 Phillips, Anthony, CB, Texas A&M-Kingsville	1998
61/62 Lindsay, Everett, OL, Mississippi	1993-98; 2001-03				

2020 VIKINGS

30	Phillips, Bobby, RB, Virginia Union	1995
42	Phillips, Jim, WR, Auburn	1965-67
75/79/91	Phillips, Joe, DT, SMU	1986-'99
27	Pinner, Artrose, RB, Kentucky	2006
63	Ploeger, Kurt, DT, Gustavus Adolphus	1987
86	Poage, Ray, TE, Texas	1963
29	Polti, Randy, S, Stanford	1974
7	Ponder, Christian, QB, Florida St.	2011-14
52	Porter, Ron, LB, Idaho	1973
24	Powell, Art, WR, San Jose St.	1968
8	Powers, John, TE, Notre Dame	1966
27	Prater, Shaun, CB, Iowa	2013-15
30	Prentice, Travis, RB, Miami (Ohio)	2001
73	Prestel, Jim, DT, Idaho	1961-65
39	Price, Jabari, CB, North Carolina	2014-16
40	Prior, Anthony, CB, Washington St.	1996-97
28	Provost, Ted, CB, Ohio State	1970
63	Pruitt, MyCole, TE, Southern Illinois	2015-16
6	Pyle, Palmer, G, Michigan St.	1964
Q		
4	Quigley, Ryan, P, Boston College	2017
92	Quinn, Kelly, LB, Michigan St.	1987
R		
64	Rabold, Mike, G, Indiana	1961-62
60	Radovich, Drew, T, USC	2008
9	Ramsey, Patrick, QB, Tulane	2010
9	Randle, John, DT, Texas A&M	1990-00
34	Randolph, A.L., CB, Iowa	1973
28	Rashad, Ahmad, WR, Oregon	1976-82
52	Rasmussen, Randy, G, Minnesota	1987-89
30/41	Raymond, Mistral, S, South Florida	2011-14
11	Reaves, John, QB, Florida	1979
22	Redwine, Jarvis, RB, Nebraska	1981-83
27	Reed, Bob, RB, Pacific	1962-63
91	Reed, D'Aundre, DE, Arizona	2011-12
86	Reed, Jake, WR, Grambling	1991-99/01
32	Reed, Oscar, RB, Notre Dame	1968-74
73	Rehder, Tom, G, Colorado State	1992
89	Reichow, Jerry, WR, Iowa	1961-64
71	Reiff, Riley, T, Iowa	2017-
83/89	Reisner, Allen, TE, Iowa	2011-12
56	Reilly, Mike, LB, Iowa	1969
67/74	Remmers, Mike, T, Oregon State	2013, '17-18
14	Renfro, Gilbert, QB, Tennessee St.	1990
19	Rentzel, Lance, WR, Oklahoma	1965-66
7	Revez, Faud, K, Tennessee	1990-95
48	Reynaud, Davar, WR, West Virginia	2008-09
29	Rhodes, Xavier, CB, Florida State	2013-19
8	Rhymes, Buster, WR, Oklahoma	1985-87
1	Ricardo, Benny, K, San Diego St.	1983
6	Rice, Allen, RB, Baylor	1966
18	Rice, Sidney, WR, South Carolina	2007-10
8	Richardson, Greg, WR, Alabama	1987-88
5	Richardson, Mike, P, Arkansas St.	2002
3	Richardson, Sheldon, DT, Missouri	2018
49	Richardson, Tony, FB, Auburn	2005-07
37	Riley, Curtis, S, Fresno State	2020
78	Riley, Steve, T, USC	1974-84
8	Robbins, Fred, DT, Wake Forest	2000-03
17	Robinson, Aldrick, WR, SMU	2018
51	Robinson, Edmond, LB, Newberry	2015-16
5	Robinson, Gerald, DE, Auburn	1986-87
21	Robinson, Josh, CB, Central Florida	2012-15
18	Robinson, Koren, WR, N.C. State	2005
87	Robinson, Marcus, WR, So. Carolina	2004-06
6	Robison, Brian, DE, Texas	2007-17
60	Rodenhauser, Mark, C, Illinois St.	1989
29	Rogers, Chris, CB, Howard	1999
8	Rogers, Nick, LB, Georgia Tech	2002-03
76	Rowe, Dave, DT, Kentucky	1979-80
47	Rose, George, CB, Auburn	1964-65
21/8	Rosenfelds, Sage, QB, Iowa St.	2009, '11
75	Rosenthal, Mike, T, Notre Dame	2003-06
28	Rosnagle, Ted, S, Portland St.	1985, 87
37	Ross, Derek, CB, Ohio St.	2004
6	Rouse, Curtis, G, Tenn.-Chattanooga	1982-86
9	Rowe, Ray, TE, San Diego State	1994
47	Rowland, Justin, CB, Tex. Christian	1961
54	Rubke, Karl, LB, USC	1961
7	Rudd, Dwayne, LB, Alabama	1997-00
82	Rudolph, Kyle, TE, Notre Dame	2011-
65	Ruether, Mike, C, Texas	1994
7	Russ, Pat, DT, Purdue	1963
27	Russell, Brian, S, San Diego State	2002-04
48	Rutland, Reggie, CB, Georgia Tech	1987-92
S		
12	Salisbury, Sean, QB, USC	1974
73	Samia, Dor, G, Oklahoma	1990-93
23	Sams, Ron, C, Pittsburgh	1984
9	Sanders, Ken, DE, Howard Payne	1980-81
33	Sanford, Jamarca, S, Mississippi	2009-14
22	Sapp, Benny, CB, Northern Iowa	2008-09, '11
7	Sapp, Bob, G, Washington	1997-98
9	Sauer, Craig, LB, Minnesota	2000
7	Sawyer, Talance, DE, UNLV	1999-03
4	Saxon, Mike, P, San Diego St.	1994-95
78	Scardina, John, T, Lincoln	1987

89	Schenck, Ed, TE, Central Florida	1987
68	Schmidt, Roy, G, Long Beach St.	1971
54	Schmitz, Bob, LB, Montana	1966
5	Schnelker, Bob, TE, Bowling Green	1961
60	Schreiber, Adam, C, Texas	1990-93
63	Schuh, Jeff, LB, Minnesota	1986
76	Schwartz, Geoff, G, Oregon	2012
41	Scott, Carey, CB, Kentucky St.	2002
98	Scott, Darion, DE, Ohio St.	2004-07
50	Scott, Randy, LB, Alabama	1987
38	Scott, Todd, S, SW Louisiana	1991-94
13	Scribner, Bucky, P, Kansas	1987-89
60	Selesky, Ron, C, North Central	1987
34	Sendejo, Andrew, S, Rice	2017
57	Sendling, Robin, LB, Texas	1991-93
81	Senser, Joe, TE, West Chester St.	1979-84
29	Serwanga, Wasswa, CB, UCLA	2000-01
45	Sharockman, Ed, CB, Pittsburgh	1962-72
11	Sharpe, Tajae, WR, Massachusetts	2020-
42	Sharper, Darren, S, William & Mary	2005-08
14	Shaw, George, QB, Oregon	1961
25	Shaw, Terrance, CB, S.F. Austin	2004
73	Shay, Jerry, DT, Purdue	1966-67
74	Shepherd, Austin, T, Alabama	2015
59	Sheppard, Ashley, LB, Clemson	1993-95
29	Sheppard, Lito, CB, Florida	2010
35	Sherefs, Marcus, CB, Minnesota	2010-19
43	Sherman, Will, WR, St. Mary's	1961
81	Shiancoe, Visanthe, TE, Morgan State	2007-11
77	Shields, Lebron, DE, Tennessee	1961
82/86	Shuler, Mickey, TE, Penn State	2010-16
50	Siemon, Jeff, LB, Stanford	1972-82
3	Siemian, Trevor, QB, Northwestern	2018
69	Simkus, Arnold, DT, Michigan	1962
75	Simpson, Howard, T, Auburn	1964
91	Simpson, Jerome, WR, Coastal Carolina	2012-14
57	Sims, William, LB, SW Louisiana	1994
78/75	Sirles, Jeremiah, T, Nebraska	2015-17
9	Sisson, Scott, K, Georgia Tech	1996
35	Slaton, Mark, S, South Dakota	1987
1	Sloter, Kyle, QB, Northern Colorado	2017-18
74	Smiley, Larry, DE, Texas Southern	1973
71	Smith, Andre, T, Alabama	2016
59	Smith, Cameron, LB, USC	2019
30	Smith, Cedric, RB, Florida	1990
25	Smith, Daryl, CB, North Alabama	1989
20	Smith, Dwight, S, Akron	2006-07
95/92	Smith, Fernando, DE, Jackson St.	1994-97, 00
87	Smith, Gordon, TE, Missouri	1961-65
51	Smith, Greg, DT, Kansas	1984
22	Smith, Harrison, S, Notre Dame	2012
84	Smith, Jr., Jr., TE, Alabama	2019
43	Smith, Jim, RB, Elon	1987
90	Smith, Khreem, DE, Oklahoma State	2006
7	Smith, Lyman, DT, Duke	1978
32	Smith, Onterio, RB, Oregon	2003-04
57	Smith, Raonall, LB, Washington State	2002-05
26/20	Smith, Robert, RB, Ohio State	1993-00
73	Smith, Robert, DE, Grambling	1985
47	Smith, Rod, CB, Notre Dame	1996
83	Smith, Rodney, WR, Florida State	2013-14
74	Smith, Steve, DE, Michigan	1968-70
40	Smith, Wayne, CB, Purdue	1987
27/21	Smoot, Fred, CB, Mississippi State	2005-06
16	Snead, Norm, QB, Wake Forest	1971
44	Snider, Matt, FB, Richmond	2001
69	Solomon, Ariel, G, Colorado	1996
54	Solomon, Jesse, LB, Florida State	1986-89
31	Spencer, Willie, RB, no college	1976
44/45	Stackhouse, Charles, FB, Mississippi	2003
24	Starks, Tim, CB, Kent State	1987
62	Steele, Robert, WR, North Alabama	1979
26	Steeles, Robert, CB, Memphis	2013
52	Stein, Bob, LB, Minnesota	1975
3	Stenrud, Jan, K, Montana St.	1984-85
74	Stensrud, Mike, DT, Iowa State	1986
73	Stepanek, Joe, DT, Minnesota	1987
57	Stephen, Shamir, DT, Connecticut	2014-17, 19-
75	Stephens, Mac, LB, Minnesota	1991
7	Steussie, Todd, T, California	1994-00
28	Stewart, James, RB, Miami (Fla.)	1995
56	Stewart, Mark, LB, Washington	1983-84
27	Stills, Ken, S, Wisconsin	1990
40	Stonbreaker, Steve, LB/TE, Detroit	1962-63
94	Strauthers, Thomas, DE, Jackson St.	1989-91
53	Strickland, Fred, LB, Purdue	1993
77	Stringer, Corey, T, Ohio State	1995-00
55	Studdwell, Scott, LB, Illinois	1977-90
65	Sullivan, John, C, Notre Dame	2008-15
26	Summer, Charlie, CB, William & Mary	1961-62
64	Sunde, Milt, G, Minnesota	1964-74
69	Sutherland, Doug, DT, Superior St.	1971-81
72	Sutton, Archie, T, Illinois	1965-67
4	Sverchek, Paul, DT, Cal-Poly SLO	1984
52	Swain, Bill, LB, Oregon	1964
29	Swain, John, CB, Miami	1981-84
67	Swilley, Dennis, C, Texas A&M	1977-83, 85-87

T		
38	Tahi, Nauhauf, FB, BYU	2006-10
55	Talley, Darryl, LB, West Virginia	1996
44	Tapeh, Thomas, FB, Minnesota	2008
10	Tarkenton, Fran, QB, Georgia	1961-66, 72-78
33	Tate, Ben, RB, Auburn	2014
28/83	Tate, Robert, CB/WR, Cincinnati	1997-01
33	Tatman, Pete, RB, Nebraska	1967
66	Tausch, Terry, G, Texas	1982-88
29	Taylor, Chester, RB, Toledo	2006-09
90	Taylor, Eric, DE, Memphis	2005
91	Taylor, Travis, WR, Florida	2005-06
37	Teal, Willie, CB, LSU	1980-86
67	Teeter, Mike, DT, Michigan	1991
46	Tennell, Derek, TE, UCLA	1992-93
27	Thibodeaux, Keith, CB, Northwestern St.	1999-01
19	Thielen, Adam, WR, Minnesota State	2014-
35	Thomas, Andre, RB, Mississippi	1987
51	Thomas, Brodrick, LB, Nebraska	1995
54/55	Thomas, Dontarrious, LB, Auburn	2004-08
97	Thomas, Henry, DT, LSU	1987-94
42/43	Thomas, Orlando, S, SW Louisiana	1995-01
32	Thomas, Roc, RB, Jacksonville State	2018
94	Thomton, John, DT, Cincinnati	1993
87/83	Tice, Mike, TE, Maryland	1992-93, 95
74	Tilleman, Mike, DT, Montana	1966
53	Tinghoff, Mick, C, Nebraska	1962-78
51	Tobey, Dave, LB, Oregon	1966-67
29	Todman, Jordan, RB, Connecticut	2011
13	Toretta, Justin, QB, Miami (Fl.)	1993
44	Trattou, Justin, DE, Florida	2013-16
11	Treadwell, Laquan, WR, Mississippi	2016-19
3	Triplet, Mel, RB, Toledo	1961-62
42	Trulove, Tony, RB, Livingston	1987
89	Truitt, Donald, WR, Mississippi St.	1993
59	Trusnik, Jason, LB, Ohio Northern	2015
98/95	Tucker, Esara, DT, Oregon St.	1992-96
83	Tuolo, Bob, TE, Bloomsburg St.	1977-80
27	Turner, John, S, Miami	1978-83, 85, 87
29	Turner, Maurice, RB, Utah St.	1984-85
61	Turner, Mike, T, Louisiana St.	1987
U		
95	Udeze, Kenechi, DE, USC	2004-08
70	Udo, Ollisaemeka, T, Elon	2019-
53	Ulmer, Artie, LB, Valdosta St.	1997
V		
11/15	Vanderkenen, Ron, QB, Wisconsin	1963-67
37	Vanhorse, Sean, CB, Howard	1996
25	Vargo, Larry, S, Detroit	1964-65
69	Vaughn, Ruben, DT, Colorado	1984
71	Vella, John, T, USC	1966-70
63	Vellone, Jim, G, USC	1966-70
83	Voigt, Stu, TE, Wisconsin	1970-80
W		
88	Waddy, Bill, WR, Colorado	1984
19	Wade, Bobby, WR, Arizona	2007-08
31	Wagner, Dan, S, Kansas	1984
54	Walters, Van, LB, Indiana	1992
39	Walder, Bobby, P, Georgia	1964-67
49	Walker, Adam, RB, Carthage	1987
26	Walker, Denard, CB, LSU	2003
41	Walker, Frank, CB, Tuskegee	2010
41	Walker, Herschel, RB, Georgia	1989-91
6	Walker, Jay, QB, Howard	1996-97
67	Walker, Jimmy, DT, Arkansas	1987
25	Wallace, Jackie, CB, Arizona	1973-74
11	Wallace, Mike, WR, Mississippi	2015
3	Walsh, Blair, K, Georgia	2012-16
81	Walsh, Chris, WR, Stanford	1994-02
82	Walters, Troy, WR, Stanford	2000-01
12	Ward, John, G, DT, Oklahoma State	1970-75
59	Warwick, Lonnice, LB, Tenn. Tech	1965-72
20	Washington, Dwayne, CB, N.C. State	1994-97
84	Washington, Gene, WR, Michigan State	1967-72
80	Washington, Harry, WR, Colorado State	1978
56	Washington, Keith, DE, UNLV	1995
58	Watts, Ardon, DT, Arkansas	2019-
58	Watts, Brandon, LB, Georgia Tech	2014-15
26	Waynes, Trae, CB, Michigan State	2015-19
69/73	Webb, J/Marcus, T, West Texas A&M	2013-14
14	Webb, Joe, QB/WR, UAB	2010-13
68	Webster, Kevin, C, Northern Iowa	1987
32	Welborne, Tripp, S, Michigan	1992
66	Welch, Thomas, T, Vanderbilt	2010
15	Wells, Mike, QB, Illinois	1973-74
72	Wentworth, Austin, G, Fresno State	2014
40	West, Charlie, S, Texas-El Paso	1968-73
35	West, Bonnie, WR, Pittsburgh State	1992
42	Westbrooks, David, DE, Howard	1990
37	Wheeler, Leonard, CB, Troy St.	1997
82	Whitaker, Danta, TE, Miss. Valley State	1992
27	Whitaker, Ronyell, CB, Virginia Tech	2006-07
62	White, Brad, DT, Tennessee	1987
62	White, Ed, G, California	1969-77
72	White, James, DT, Oklahoma State	1976-83
97	White, Jose, DT, Howard	1995

85 White, Sammy, WR, Grambling	1976-86	26 Winfield, Antoine, CB, Ohio St.	2004-12	52 Yarbrough, Eddie, LB, Wyoming	2019-
86 Whittle, Jason, C, SW Missouri State	2006	36 Winfrey, Carl, LB, Wisconsin	1971	73 Vary, Ron, T, USC	1968-81
87 Wiggins, Jermaine, TE, Georgia	2004-06	60 Winston, Roy, LB, LSU	1962-76	50 Yates, Max, LB, Marshall	2003-04
41 Wilcots, Solomon, S, Colorado	1991	29 Wise, Phil, S, Nebraska-Omaha	1977-79	34 Young, Albert, RB, Iowa	2009-10
6 Wile, Matt, P, Michigan	2018	79 Wisne, Jerry, T, Notre Dame	2001	34 Young, Jim, RB, Queens Ontario	1965-66
94 Wiley, Chuck, DE, LSU	2002-04	60 Withrow, Cory, C, Washington St.	1999-05	34 Young, Rickey, RB, Jackson St.	1978-83
82 Williams, A.D., WR, Pacific	1961	48 Witzmann, Bryan, T, South Dakota State	2018	72 Youso, Frank, T, Minnesota	1961-62
98 Williams, Ben, DE, Minnesota	1998	44 Wofford, James, RB, UNLV	2002	ZZZ	
29 Williams, Brian, CB, North Carolina State	2002-05	73 Wolfley, Craig, G, Syracuse	1990-91	51 Zaunbrecher, Godfrey, C, LSU	1971-73
23 Williams, Kevin, DT, Oklahoma State	1966	33 Womack, Jeff, RB, Memphis St.	1987	65 Zimmerman, Gary, T, Oregon	1986-92
58 Williams, Jimmy, LB, Nebraska	1990-91	52 Wong, Kailee, LB, Stanford	1998-01	15 Zylstra, Brandon, WR, Concordia (MN)	2018
93 Williams, Kevin, DT, Oklahoma St.	2003-13	98 Wonnum, D.J., DE, South Carolina	2020-		
20 Williams, Madiou, S, Maryland	2008-10	5 Wood, Mike, P, Missouri State	1978		
21/20 Williams, Moe, RB, Kentucky	1996-00, 02-05	99 Wootton, Corey, DE, Northwestern	2014		
94 Williams, Pat, DT, Texas A&M	2005-10	23 Wood, Barry, RB, Virginia	1993		
25 Williams, Tank, S, Stanford	2006-07	95 Worthen, Shawn, DT, TCU	2001		
44 Williams, Tony, DT, Memphis	1997-00	59 Wright, Fearon, LB, Rhode Island	2001		
44 Williams, Walt, CB, New Mexico St.	1981-82	22 Wright, Felix, S, Drake	1991-92		
19/82 Williamson, Troy, WR, So. Carolina	2005-07	17 Wright, Jarius, WR, Arkansas	2012-17		
80 Willis, Leonard, WR, Ohio State	1976	23 Wright, Jeff, S, Minnesota	1971-78		
59/54 Wilson, Antonio, LB, TX A&M-Comm.	2000-02	20 Wright, Kenny, CB, Northwestern St.	1999-01		
27 Wilson, Brett, RB, Illinois	1987	43 Wright, Nate, CB, San Diego St.	1971-80		
24 Wilson, David, S, California	1992	97 Wymes, Ellis, DT, Mississippi St.	2008		
50 Wilson, Eric, LB, Cincinnati	2017-	3 Wynn, Spurgeon, QB, SW Texas St.	2001		
24 Wilson, Tom, RB, no college	1963	YYY			
11 Wilson, Wade, QB, East Texas St.	1981-91	91 Yakovonis, Ray, DT, E. Stroudsburg	1980-83		
45 Wilson, Wayne, RB, Shepherd	1986	66 Yankey, David, G, Stanford	2014		

VIKINGS ALL-TIME GAMES PLAYED/STARTED

Regular Season Games				Gary Larsen	DT	1965-74	135/115
Player	Pos.	Years	Played/Started	Dave Osborn	RB	1965-75	135/69
Jim Marshall	DE	1961-79	270/270	Jake Reed <td>WR</td> <td>1991-99, '01</td> <td>134/83</td>	WR	1991-99, '01	134/83
Mick Tingelhoff	C	1962-78	240/240	Chris Walsh <td>WR</td> <td>1994-02</td> <td>134/4</td>	WR	1994-02	134/4
Fred Cox	K	1963-77	210/0	Anthony Carter <td>WR</td> <td>1985-93</td> <td>133/126</td>	WR	1985-93	133/126
Carl Eller	DE	1964-78	209/201	Bryant McKinnie	T	2002-10	132/131
Scott Studwell	LB	1977-90	202/160	Karl Kassulke	S	1963-72	131/117
Ron Yary	T	1968-81	199/180	Stu Voigt	TE	1970-80	131/80
Grady Alderman	T	1961-74	194/178	Darrin Nelson	RB	1982-89, '91-92	129/67
Randall McDaniel	G	1988-99	190/188	Paul Dickson	DT	1961-70	128/83
Roy Winston	LB	1962-76	190/160	David Huffman	OL	1979-83, '85-90	128/22
Tim Irwin	T	1981-93	188/181	Sammy White	WR	1976-86	127/117
Cris Carter	WR	1990-01	188/177	Tommy Kramer	QB	1977-89	127/110
Jim Kleinsasser	TE	1999-11	181/130	Chris Kluge	P	2005-12	127/0
Bill Brown	RB	1962-74	180/111	Harrison Smith	S	2012-	127/126
Steve Jordan	TE	1982-94	178/149	Doug Martin	DE	1980-89	126/94
Fran Tarkenton	QB	1961-66, '72-78	177/171	Nate Wright	CB	1971-80	126/89
John Randle	DT	1990-00	176/150	Ed McDaniel	LB	1992-01	125/110
Brian Robison	DE	2007-17	173/103	E.J. Henderson	LB	2003-11	125/105
Kevin Williams	DT	2003-13	171/171	Marcus Sherels	CB	2010-19	123/6
Paul Krause	S	1968-79	171/150	Adrian Peterson	RB	2007-16	123/116
Cullen Loeffler	LS	2004-14	171/0	Ed White	G	1969-77	122/95
Carl Lee	CB	1983-93	169/144	Antoine Winfield	CB	2004-12	119/115
Alan Page	DT	1967-78	169/157	Wes Hamilton	S	1976-85	119/93
Matt Blair	LB	1974-85	160/130	Robert Griffith	S	1994-01	119/88
Bobby Bryant	CB	1968-80	160/128	Henry Thomas	DT	1987-94	118/117
Fred McNeill	LB	1974-85	157/121	Tommy Hannan	S	1977-84	117/103
Wally Hilgenberg	LB	1968-79	157/116	Moe Williams	RB	1996-00, '02-05	117/10
Jeff Siemon	LB	1972-82	156/149	James White	DT	1976-83	116/77
Chad Greenway	LB	2007-16	156/144	Kirk Lowdermilk	C	1985-92	114/86
Chris Doerksen	DE	1985-93, '99	154/142	Randy Moss	WR	1998-04, '10	113/108
David Dixon	G	1994-04	152/134	Todd Stuessie	T	1994-00	111/111
Mark Mulaney	DE	1975-87	151/97	Jim Hough	G	1978-86	111/78
Everson Griffen	DE	2010-19	147/88	John Sullivan	C	2008-15	109/93
Matt Birk	C	1998-08	146/123	Gary Zimmerman	T	1986-92	108/108
Milt Sundt	G	1964-74	146/113	Alfred Anderson	RB	1984-91	108/71
Mike Morris	LS	1991-99	144/0	Joe Berger	C/G	2011-17	107/64
Ed Sharockman	CB	1961-72	141/126	Xavier Rhodes	CB	2013-19	104/97
Leo Lewis	WR	1981-91	140/50	Everett Lindsay	OL	1993-98, '01-03	104/31
Kyle Rudolph	TE	2011-	140/132	Ted Brown	RB	1979-86	104/75
Dennis Swiley	C	1977-83, '85-87	139/101	Randy Holloway	DE	1978-84	103/31
Steve Riley	T	1974-84	138/128	Adam Thielen	WR	2014-	102/68
Joey Browner	S	1983-91	138/115	John Turner	DB	1978-83, '85, '87	101/70
Greg Coleman	P	1978-87	138/0	Jeff Christy	C	1993-99	101/92
Doug Sutherland	DT	1971-80	136/90	Hassan Jones	WR	1986-92	100/55

GAMES STARTED BY ROOKIES (1961-77: 14 GAME SEASONS, 1978-PRESENT: 16 GAMES)

Player	Pos.	Year	Acquired	Starts						
Gary Zimmerman	T	1986	FA (USFL)	16	Chuck Lamson	S	1962	D4 (43)	14	
Todd Stuessie	T	1994	D1a (19)	16	Mick Tingelhoff	C	1962	FA	14	
Dewayne Washington	CB	1994	D1a (18)	16	Lee Calland	CB	1963	FA	14	
Kevin Williams	DT	2003	D1 (9)	16	Paul Flatley	WR	1963	D4 (44)	14	
Matt Kalil	T	2012	D1a (4)	16	Carl Eller	DE	1964	D1 (6)	14	
Harrison Smith	S	2012	D1b (29)	16	Sammy White	WR	1976	D2 (54)	14	
T.J. Clemmings	T	2015	D4 (10)	16	Alfred Anderson	RB	1984	D3 (67)	14	
Garrett Bradbury	C	2019	D1 (18)	16	Tim Newton	DT	1985	D6 (164)	14	
Anthony Carter	WR	1985	FA (USFL)	15	Pat Elflein	C	2017	D3 (70)	14	
Randall McDaniel	G	1988	D1 (19)	15	George Rose	CB	1964	D3 (34)	13	
Korey Stringer	T	1995	D1b (24)	15	Jackie Wallace	CB	1973	D2 (34)	13	
Kenechi Udezue	DE	2004	D1 (20)	15	Chris Doelman	LB	1985	D1b (4)	13	
Phil Loadholt	T	2009	D2 (54)	15	Chris Hovan	DT	2000	D1 (26)	13	
Rip Hawkins	LB	1961	D2 (15)	14	Michael Bennett	RB	2001	D1 (27)	13	
Bold - player active for Vikings in 2020										

Bold- player active for Vikings in 2020

VIKINGS ALL-TIME DRAFTS

1961 (Drafted 1st)

1. **TOMMY MASON** (1st overall), RB, Tulane
2. **RIP HAWKINS** (15), LB, North Carolina
3. **FRAN TARKENTON** (29), QB, Georgia
4. **CHUCK LAMSON** (43), DB, Wyoming
5. **ED SHAROKHAM** (57), DB, Pittsburgh
6. **GERALD BURCH** (71), WR, Georgia
7. **ALLEN FERRIE** (85), WR, Wagner
8. **PAUL LINQUIST** (99), T, New Hampshire
9. **DAN SHEEHAN** (113), T, Tenn.-Chattanooga
10. **DOUG MAYBERYER** (127), RB, Utah
11. **JERRY MAYES** (141), T, MU
12. **STEVE STONEBREAKER** (155), LB, Detroit
13. **RAYMOND HAYES** (169), RB, Cent. Oklahoma
14. **KEN PETERSON** (183), T, Utah
15. **MIKE MERCER** (197), K, Arizona State
16. **TED KARPOWICZ** (211), RB, Detroit
17. **WILLIE JONES** (225), RB, Purdue
18. **BOB VOIGHT** (239), T, Los Angeles State
19. **BILL HILL** (253), RB, Presbyterian
20. **MIKE McFARLAND** (267), QB, Western Illinois

1962 (Drafted 2nd)

1. NO CHOICE, traded to New York for George Shaw.
2. NO CHOICE, traded along with 11th rounder, to Cleveland for Jim Prestel, Jim Marshall, Dick Grecni, Jamie Cable, Billy Gault and Paul Dickison.
3. **BILL MILLER** (30), WR, Miami
4. **ROY WINSTON** (45), LB, LSU
5. NO CHOICE, traded to New York for Mel Triplett, Bob Schnelker, and B. Schmidt.
6. **LARRY BOWIE** (73), G, Purdue
7. NO CHOICE, traded to Philadelphia in Jerry Reichow trade.
8. **PAUL WHITE** (101), RB, Buffalo
9. **MARSHALL SHIRK** (114), T, UCLA
10. NO CHOICE, traded to Cleveland for Bob Denton.
11. NO CHOICE, traded to Cleveland along with 2nd rounder in 1962.
12. **GARY FALLON** (157), RB, Syracuse
13. **ROGER VAN CLEE** (170), T, SW Oklahoma
14. **PAT RUSS** (185), T, Purdue
15. **LARRY GUILFORD** (198), RB, Pacific
16. **JOHN CONTOLUIS** (213), T, Connecticut
17. **RON STALEY** (226), WR, Wisconsin
18. **JUNIOR HAWTHORNE** (241), T, Kentucky
19. **TOMMY MINTER** (254), RB, Baylor
20. **TERRY CAGAANEN** (269), RB, Utah State

1963 (Drafted 3rd)

1. **JIM DUNAWAY** (3), DT, Mississippi
2. **BOBBY BELL** (16), LB, Minnesota
3. **RAY POAGE** (31), WR, Texas
4. **PAUL FLATLEY** (44), WR, Northwestern
5. **GARY KALTENBACH** (59), G, Pittsburgh
6. NO CHOICE, traded to Cleveland for T. Frankhauser, F. Cox, C. Ferguson and E. Linden.
7. NO CHOICE, traded to New York for Jim Leo.
8. **JIM O'MAHONEY** (100), LB, Miami
9. **BOB HOOVER** (115), RB, Florida
10. **TERRY KOSENS** (128), RB, Hofstra
11. **JOHN CAMPBELL** (143), LB, Minnesota
12. **JOHN SKLOPAN** (156), RB, Southern Miss.
13. **DAVE O'BRIEN** (171), G, Boston College
14. **RALPH FERRIS** (184), RB, So. Conn. St.
15. **JOHN MURIO** (199), WR, Whitworth
16. **REX MIRICH** (212), T, Arizona. St.-Flagstaff
17. **TOM MUNSEY** (227), RB, Concordia
18. **TOM MCINTYRE** (240), T, St. John's
19. **FRANK HORVATH** (255), RB, Youngstown
20. **MAILON KENT** (268), QB, Auburn

1964 (Drafted 6th)

1. **CARL ELLER** (6), DE, Minnesota
2. **HAL BEDSOLE** (19), TE, USC
3. **GEORGE ROSE** (34), DB, Auburn
4. (A) NO CHOICE, traded to Chicago for Bill Brown.
5. (B) TOM KEATING (53), T, Michigan, from N.Y. Giants as part of Hugh McElhenry trade.
6. **JOHN KIRBY** (62), LB, Nebraska
7. **BOB LACEY** (75), WR, North Carolina
8. **WES BRYANT** (90), T, Arkansas
9. **BILL MCWATERS** (103), RB, North Texas St.
10. **DARRELL LESTER** (118), RB, McNeese
11. NO CHOICE, traded to L.A. Rams for Tom Wilson.
12. **H.O. ESTES** (146), G, East Central Okla.
13. **WALTER SANDS** (159), WR, Texas
14. **RUSS VOLLMEYER** (174), RB, Memphis St.
15. **TOM MICHEL** (187), RB, East Carolina
16. **MONTIE KIFFIN** (202), T, Nebraska
17. **CARLTON OATES** (215), DE, Florida A&M
18. **JERRY MCLUGG** (230), DE, Colorado
19. **CARL ROBINSON** (243), DT, Prairie View
20. **DICK SCHOTT** (258), DE, Louisiana
21. **MILT SUNDE** (271), G, Minnesota

1965 (Drafted 8th)

1. JACK SNOW (8), WR, Notre Dame
2. **(A) ARCHIE SUTTON** (15), T, Illinois, from N.Y. Giants as part of the Hugh McElhenry trade.
2. **(B) LANCE RENTZEL** (23), RB, Oklahoma

3. NO CHOICE, traded to Pittsburgh for Bob Ferguson.
4. (A) **JIM WHALEN** (51), WR, Boston Coll.
4. (B) **JIM HARRIS** (55), DT, Utah State, from Cleveland for Mike Bunda.
5. NO CHOICE, traded to Detroit for Tom Hall and Bruce Zellmer.
6. **JIM GRISHAM** (79), RB, Oklahoma
7. NO CHOICE, traded to Detroit for Mike Bunda and Larry Vargo.
8. (A) **JOHN HANKINSON** (100), QB, Minnesota, from San Francisco for Roy Williams.
8. (B) **JEFF JORDAN** (107), DB, Tulsa
9. **FRANK McLENDON** (120), DT, Alabama
10. **JERRY SCHWEIGER** (135), T, Superior St.
11. **JOHN THOMAS** (148), WR, USC
12. **MIKE TILLEMANN** (163), DT, Montana
13. **DAVE OSBORN** (176), RB, North Dakota
14. **MAX LEETZOW** (191), DE, Idaho
15. **PHIL MORGAN** (204), RB, East Tenn.
16. **PAUL LABINSKI** (219), DT, St. John's
17. **VERAN SMITH** (232), LB, Utah State
18. **RICHARD KOTITE** (247), WR, Wagner
19. **ELLIS JOHNSON** (260), RB, SE Louisiana
20. **COSMO IACAVAZZI** (275), RB, Princeton

1966 (Drafted 7th)

1. **JERRY SHAY** (7), DT, Purdue
2. **JIM LINDSEY** (27), RB, Arkansas
3. **DON HANSEN** (42), LB, Illinois
4. **RON AKCS** (57), DB, Illinois
5. (A) **DOUG DAVIS** (72), T, Kentucky
5. (B) **BOB HALL** (76), DB, Brown, from Chicago for Palmer Pyle.
6. (A) **WIBER AYLOR** (83), T, S.W. Texas St., from N.Y. Giants for Bill Swain.
6. (B) NO CHOICE, traded to Detroit for Mike Bunda and Larry Vargo.
7. **BOB MEERS** (106), WR, Massachusetts
8. NO CHOICE, traded to Baltimore for the rights to Larry Kramer.
9. **RON GREEN** (134), WR, North Dakota
10. NO CHOICE, traded to Detroit for Gary Lowe.
11. **STAN QUINTANA** (162), DB, New Mexico
12. **BOB PETRELLA** (181), DB, Tennessee
13. **LARRY MARTIN** (195), T, San Diego St.
14. **HOWARD TWILLEY** (209), WR, Tulsa
15. **HUGH WRIGHT** (223), RB, Adams State
16. **JIM WILLIAMS** (237), DB, Arkansas
17. **MONROE BREED** (256), WR, Virginia Union
18. **DALE GREGO** (270), T, Illinois
19. **JESSE STOKES** (284), DB, Corpus Christi
20. NO CHOICE, traded to Philadelphia for Billy Ray Barnes.



Clinton Jones, Michigan State

1967 (Drafted Alternately 8th and 7th)

1. (A) **CLINTON JONES** (2), RB, Michigan State, from NY Giants as part of the Tarkenton trade.
1. (B) **GENE WASHINGTON** (8), WR, Michigan State
2. (A) **CLAN PAGE** (15), DT, Notre Dame, Choice from L.A. Rams for Hal Bedsole, Tommy Mason and 2nd round draft choice in 1967.
2. **BOB GRIM** (28), WR, Oregon State, Choice from N.Y. Giants.
3. NO CHOICE, traded to L.A. Rams.
3. **EARL DENNY** (61), RB, Missouri
4. **ALVIN COLEMAN** (87), DB, Tenn. Agi
5. **KEN LAST** (115), WR, Minnesota
6. NO CHOICE, traded to Pittsburgh for Phil King.
7. **BOBBY BRYANT** (167), DB, South Carolina
8. NO CHOICE, traded to Pittsburgh for Dave Tobey.
8. **JOHN BEASLEY** (197), TE, California, Choice from Washington.
9. **BILLY MORRIS** (219), G, Holy Cross
10. **PETE TATMAN** (244), RB, Nebraska
11. **BOB TRYSTAD** (271), DT, Washington St.
12. **FRED CREMER** (296), DT, St. John's
13. **CHARLES HARDT** (323), DB, Tulsa
14. **JIM HARGROVE** (348), LB, Howard Payne
15. **JAMES SHEA** (375), DE, New Mexico
16. **GENE BREAD** (400), DB, Virginia Union
17. **DICK WAGONER** (427), DB, Bowling Green

1968 (Drafted 6th)

1. (A) **RON VARY** (1), T, USC, Choice from N.Y. Giants as part of Tarkenton trade.

1. (B) NO CHOICE, traded to New Orleans for Gary Cuozzo.
2. **CHARLIE WEST** (33), DB, Texas-El Paso
3. (A) NO CHOICE, traded to Pittsburgh for Brady Keys.
3. (B) **MIKE MCGILL** (76), LB, Notre Dame, Choice from Dallas for Lance Rentzel.
4. **MIKE FREEMAN** (89), DB, Fresno State
5. NO CHOICE, traded to Washington for Bob Breitenstein.
6. **BOB GOODRICE** (144), WR, Vanderbilt
7. (A) **OSCAR REED** (167), RB, Colorado State, Choice from Atlanta for Ron VanderKelen.
7. (B) **LENNY SNOW** (17), RB, Georgia Tech
8. **HANK URONOWICZ** (198), DT, Miami
9. **MIKE DONOHUE** (225), TE, San Francisco
10. **TOM SAKAL** (250), DB, Minnesota
11. **BILL HAAS** (279), WR, Omaha
12. **HOWIE SMALL** (308), C, Rhode Island
13. **DICK WHERRY** (333), WR, Northern St.
14. **DON EVANS** (360), T, Arkansas A&M
15. **JIM HAYNIE** (387), QB, West Chester St.
16. **LARRY KUCHARICH** (414), DB, Boston Coll.
17. (A) **BOB LEE** (441), QB, Pacific
17. (B) **BILL HULL** (445), G, Tennessee Tech, Choice from Detroit.

1969 (Drafted 17th)

1. NO CHOICE, traded to New Orleans for Gary Cuozzo.
2. (A) **ED WHITE** (39), G, California, Choice from N.Y. Giants as a part of Tarkenton trade.
2. (B) **VOLLY MURPHY** (43), WR, UTEP
3. NO CHOICE, traded to Philadelphia for Phil King.
4. **MIKE McCAFFREY** (95), LB, California
5. (A) **JIM BARNES** (106), G, Arkansas, Choice from Atlanta for Ron VanderKelen.
5. (B) **MIKE O'SHEA** (112), WR, Utah State, Choice from Pittsburgh for Bobby Walden.
6. (C) **CORNY DAVIS** (121), RB, Kansas St.
6. **MARION BATES** (148), DB, Tex. Southern
7. NO CHOICE, traded to Washington along with Marlin McKeever for Paul Krause.
8. **HARRISON WOOD** (199), WR, Washington
9. **TOM FINK** (225), G, Minnesota
10. **TOM McCAULEY** (253), WR, Wisconsin
11. **BRIAN DOWLING** (277), QB, Yale
12. **NOEL JENKE** (303), LB, Minnesota
13. **JIM MOYLAN** (329), DT, Texas Tech
14. **TOMMY HEAD** (355), C, S.W. Texas St.
15. **EUGENE MOSLEY** (381), TE, Jackson St.
16. NO CHOICE, traded to Detroit for 17th choice in 1968.
17. **WENDELL HOUSELY** (433), DB, Texas A&M

1970 (Drafted 25th)

1. **JOHN WARD** (25), T, Oklahoma State
2. **BILL CAPPLEMAN** (51), DB, Florida St.
3. **CHUCK BURGOON** (77), LB, North Park
4. NO CHOICE, traded to New Orleans for Kent Kramer.
5. **GREG JONES** (129), RB, UCLA
6. NO CHOICE, traded to Pittsburgh for Tony Jeter.
7. **HAP FARRER** (181), LB, Mississippi
8. **MIKE CARROLL** (206), G, Missouri
9. **GEORGE MORROW** (233), DE, Mississippi
10. **STU VOIGT** (260), TE, Wisconsin
11. **GODFREY ZAUNBRECHER** (286), C, LSU
12. **JAMES HOLLAND** (318), DB, Jackson St.
13. **ROBERT PEARCE** (337), DB, S.F. Austin
14. **TOM SPIWKS** (363), WR, Louisiana Tech
15. **BENNIE FRANCIS** (388), DE, Chadron
16. **BRECE CRONE** (417), WR, Emporia St.
17. **BRIAN HEALY** (441), DB, Michigan

1971 (Drafted 24th)

1. **LEO HAYDEN** (24), RB, Ohio State
2. NO CHOICE, traded to Pittsburgh for part of Norm Sneed trade.
3. **EDDIE HACKETT** (26), WR, Alcom A&M
4. **VINCE CLEMENTS** (102), RB, Connecticut
5. NO CHOICE, Choice traded to Pittsburgh for Kent Nix.
6. NO CHOICE, traded to Philadelphia for Norm Sneed.
7. **GENE MACK** (180), LB, Texas-El Paso
8. **JOHN FARLEY** (208), DE, J.C. Smith
9. **TIM SULLIVAN** (232), RB, Iowa
10. **CHRIS MORRIS** (258), G, Indiana
11. **MIKE WALKER** (284), LB, Tulane
12. **REGGIE HOLMES** (310), DB, Stout State
13. **BENNY FRY** (336), C, Houston
14. **JIM GALLAGHER** (362), LB, Yale
15. **JEFF WRIGHT** (388), DB, Minnesota
16. **GREG EDMONDS** (413), WR, Penn State
17. **KEN DUNCAN** (439), P, Tulsa

1972 (Drafted 24th)

1. (A) **JEFF SIEHON** (10), LB, Stanford, Choice from New England for Joe Kapp.
1. (B) NO CHOICE, traded to NY Giants as a part of Tarkenton trade.
2. **ED MARINARO** (50), RB, Cornell

3. (A) **BART BUETOW** (59), T, Minnesota, Choice from Green Bay for the rights to Z. Bratkowski.
3. (B) **NO CHOICE**, traded to Philadelphia as part of the Norm Sneed trade.
4. **NO CHOICE**, traded to Denver for Al Denison.
5. **NO CHOICE**, traded to LA Rams for Ted Provost.
6. **AMOS MARTIN** (154), RB, Louisville
7. **BILL SLATER** (181), DE, Western Michigan
8. **CALVIN DEMERY** (206), WR, Arizona St.
9. **CHARLES GOODRUM** (232), G, Florida A&M
10. **WILLIE ALDRIDGE** (258), RB, South Carolina St.
11. **WILLIE MCKELTON** (284), DB, Southern
12. **BOB BANAUUGH** (310), DB, Montana St.
13. **FRANKLIN ROBERTS** (332), RB, Alcorn A&M
14. **MARY OWENS** (351), RB, San Diego St.
15. **MIKE SIVERT** (388), G, East Tennessee St.
16. **NEIL CRAFT** (414), QB, Wisconsin
17. **DICK SCHMALZ** (440), WR, Auburn

1973 (Drafted Alternately 12th, 13th, 14th)

1. **CHUCK FOREMAN** (12), RB, Miami
2. (A) **JACKIE WALLACE** (34), DB, Arizona, Choice from St. Louis in John Gilliam for Gary Cuzzo trade.
2. (B) **NO CHOICE**, Traded to NY Giants as a part of Tankerton trade.
3. **JIM LASH** (65), WR, Northwestern
4. (A) **MIKE WELLS** (80), QB, Illinois, Choice from Philadelphia in Bill Cappelman trade.
4. (B) **NO CHOICE**, traded to Kansas City for Mike Eischied.
5. **BRENT MCCLANAHAN** (118), RB, Arizona St.
6. (A) **DOUG KINGSRITER** (139), TE, Minnesota, Choice from New Orleans along with 1974 4th choice for Bob Brown.
6. (B) **FRED ABBOTT** (143), LB, Florida
7. **JOSH BROWN** (168), RB, S.W. Texas St.
8. **CRAIG DARLING** (196), T, Iowa
9. **LARRY DIBBLES** (221), DE, New Mexico
10. (A) **RANDY LEE** (232), P, Tulane, Choice from Philadelphia for Bill Cuzzo.
10. (B) **DAVE MADSON** (246), DB, Nebraska
11. **GEARY MURDOCK** (274), T, Iowa State
12. **ALAN SPENCER** (299), WR, Pittsburg St.
13. **RON JUST** (324), G, Minot State
14. **EDDIE BISHOP** (352), DB, Southern
15. **TONY CHANDLER** (373), RB, Missouri Valley
16. **LARRY SMILEY** (402), DE, Texas Southern
17. **DAVE WINFIELD** (429), TE, Minnesota

1974 (Drafted 25th)

1. (A) **FRED MCNEILL** (17), LB, UCLA, Choice from Atlanta along with Bob Berry for Bob Lee and Lonnie Warwick.
1. (B) **STEVE RILEY** (25), T, USC
2. (A) **JOHN HOLLAND** (29), WR, Tennessee State, Choice from San Diego along with 3rd choice for C. Jones and C. Gersbach.
2. (B) **MATT BLAIR** (51), LB, Iowa State
3. (A) **STEVE CRAIG** (64), TE, Northwestern, Choice from San Diego.
3. (B) **SCOTT ANDERSON** (77), G, Missouri
4. (A) **MIKE TOWNSEND** (86), DB, Notre Dame, Choice from New Orleans as part of Bob Brown trade.
4. (B) **NO CHOICE**, traded to Cincinnati for Steve Lawson.
5. (A) **JAMES FERGUSON** (120), DB, Stanford, Choice from Denver along with Rod Sherman for Gene Washington.
5. (B) **NO CHOICE**, Choice from Los Angeles for Charles Stukes. Choice traded to Philadelphia for Ron Porter.
6. (C) **CHOICE** traded to Baltimore for Charles Stukes in 1973.
6. **MARK KELLAR** (155), RB, No. Illinois
7. **FRED TABRON** (181), RB, S.W. Missouri
8. **BERL SIMMONS** (207), K, TCU
9. **SAM McCULLUM** (232), WR, Montana St.
10. **BARRY REED** (259), RB, Penn State
11. **DAVID BOONE** (285), DE, E. Michigan
12. **RANDY POLT** (311), DB, Stanford
13. **GARY KELLER** (337), DT, Utah
14. **ALAN DIXON** (363), RB, Harding
15. **KURT WACHTLER** (389), DT, St. John's
16. **JOHN GOEBEL** (415), RB, St. Thomas
17. **EARL GARRETT** (441), DB, Boston State

1975 (Drafted 25th)

1. **MARK MULLANEY** (25), DE, Colorado St.
2. **ART RILEY** (52), DT, USC
3. **NO CHOICE**, traded to New Orleans for Andy Maurer
4. (A) **HAROLD HENSON** (89), RB, Ohio St. Choice from Detroit for Charlie West.
4. (B) **BRUCE ADAMS** (103), WR, Kansas
5. **ROBERT MILLER** (129), RB, Kansas
6. **BUBBA BROUSSARD** (155), LB, Houston
7. **HENRY GREENE** (181), RB, Southern
8. **JOE HOLLIMON** (207), DB, Arkansas St.
9. **JOHN PASSANANTI** (233), G, W. Illinois
10. **NEIL CLABO** (258), P, Tennessee
11. **IKE SPENCER** (285), RB, Utah
12. **AUTRY BEAMON** (311), DB, East Texas St.

13. **MIKE HURD** (336), WR, Michigan State
14. **MIKE STRICKLAND** (363), RB, E. Michigan
15. **OLLIE BAKKEN** (388), LB, Minnesota
16. **TOM GOEDJEN** (414), K, Iowa State
17. **ADOLPH BELLIZARE** (441), RB, Penn St.

1976 (Drafted Alternately 25th and 26th)

1. **JAMES WHITE** (25), DT, Oklahoma State
2. **SAMMY WHITE** (54), WR, Grambling
3. **WES HAMILTON** (85), G, Tulsa
4. **LEONARD WILLIS** (118), WR, Ohio State
5. (A) **STEVE WAGNER** (133), DB, Wisconsin, Choice from Atlanta for Oscar Reed.
5. (B) **KEITH BARNETTE** (150), RB, Boston Coll.
6. **TERY EGGERHALL** (180), WR/DB, Minnesota-Duluth.
7. **LARRY BRUNE** (202), DB, Rice
8. **NO CHOICE**, traded to New England along with 6th choice in 1977 for Doug Dumlir.
9. **ISAAC HAGINS** (262), WR/RS, Southern
10. **BILL SALMON** (289), QB, Northern Iowa
11. **STEVE KRACHER** (318), RB, Montana St.
12. **ROBERT SPARKS** (345), DB, San Francisco St.
13. **GARY PAULSON** (372), DE, Colorado St.
14. **JEFF STAPLETON** (401), T, Purdue
15. **RON GROCE** (428), RB, Macalester
16. **RANDY HICKEL** (457), DB, Montana St.
17. **DICK LUKOWSKI** (484), DT, West Virginia

1977 (Drafted 27th)

1. **TOMMY KRAMER** (27), QB, Rice
2. **DENNIS SWILEY** (55), G, Texas A&M
3. **TOM HANNON** (83), S, Michigan State
4. **NO CHOICE**, traded to Seattle along with Bob Lurtsma for Ahmad Rashad.
5. **KEN MOORE** (138), TE, Northern Illinois
6. **NO CHOICE**, traded to New England for Doug Dumlir.
7. **NO CHOICE**, traded to Cincinnati for Orlando Nelson.
8. **CLINT STROZIER** (222), S, USC
9. **SCOTT STODWELL** (250), LB, Illinois
10. **DAN BEAVER** (278), K, Illinois
11. **KEITH HERTWIG** (306), WR, Arizona
12. **JIM KELLEHER** (335), RB, Colorado

1978 (Drafted Alternately 21st, 20th, 24th, 23rd, 22nd)

1. **RANDY HOLLOWAY** (21), DE, Pittsburgh
2. **JOHN TURNER** (48), CB, Miami
3. **WHIP WALTON** (75), LB, San Diego State
4. **JIM HUGH** (100), C, Utah State
5. **NO CHOICE**, traded to the NY Giants for Bob Tucker.
6. **NO CHOICE**, traded to San Francisco for Nate Allen.
7. **NO CHOICE**, traded to Philadelphia for Bill Bradley.
8. **MIKE WOOD** (24), K, S.E. Missouri, Choice from Seattle for Sparks Martin and Autry Beamon.
9. **NO CHOICE**, traded to NY Jets for Phil Wise in 1977.
10. **MIKE DEUTSCH** (240), P, Colorado St.
11. **HUGHIE SHAW** (272), RB, Texas A&I
12. **RON HARRIS** (299), RB, Colorado St.
12. **JEFF MORROW** (326), T, Minnesota

1979 (Drafted Alternately 16th and 17th)

1. **TED BROWN** (16), RB, North Carolina State
2. **DAVE HUFFMAN** (43), C, Notre Dame
3. **Forfeited**
4. **STEVE DILS** (97), QB, Stanford
5. **JERRY METER** (129), LB, Michigan
6. **JOE SENSER** (152), TE, West Chester St.
7. **BOB WINKEL** (181), DT, Kentucky
8. **NO CHOICE**, traded to Baltimore for Frank Myers.
9. **BILLY DIGGS** (236), WR, Winston-Salem
10. **NO CHOICE**, traded to NY Jets for Phil Wise.
11. **BRIAN NELSON** (291), WR, Texas Tech
12. **DAVID STEPHENS** (317), LB, Kentucky

1980 (Drafted Alternately 9th, 10th, 11th)

1. **DOUG MARTIN** (9), DT, Washington
2. (A) **WILLIE TEAL** (30), CB, LSU, Choice from San Francisco for 2nd and 3rd choice in 1980.
2. (B) **NO CHOICE**, traded to San Francisco for 2nd rounder in 1980.
3. (A) **NO CHOICE**, traded to San Francisco for 2nd rounder in 1980.
3. (B) **BRENT BOYD** (68), G/C, UCLA, Choice from New Orleans in Steve Riley trade.
4. **DENNIS JOHNSON** (92), LB, USC
5. (A) **DOUG PASCHAL** (121), RB, North Carolina
5. (B) **PAUL JONES** (124), RB, California, from New Orleans in Steve Riley trade.
6. **RAY YAKAVONIS** (48), DE, East Stroudsburg St.
7. **HENRY JOHNSON** (174), LB, Georgia Tech
8. **NO CHOICE**, traded along with Carl Eller to Seattle for Steve Niehaus.
9. **DENNIS MOSLEY** (232), RB/WR, Iowa
10. **KEN BROWN** (259), WR/RS, Nebraska
11. **SAM HARRELL** (238), RB, East Carolina
12. **THOMAS LANE** (315), S, Florida A&M

1981 (Drafted Alternately 18th, 17th, 16th)

1. **NO CHOICE**, traded to Baltimore for two 2nd and a 5th round choice in 1981.
2. (A) **MARDY MCDOLE** (39), WR, Mississippi, Choice from Baltimore for 1st choice in 1981.
2. (B) **ROBIN SENDLEIN** (45), LB, Texas
3. (A) **JARVIS REDWINE** (52), RB, Nebraska, Choice from Baltimore.
3. **NO CHOICE**, to New Orleans in Steve Riley trade.
4. **TIM IRWIN** (74), T, Tennessee, Choice from New England for Chuck Foreman.
4. **JOHN SWAIN** (101), DB, Miami (Fla.)
5. **WENDELL RAY** (123), DE, Missouri, Choice from Baltimore.
6. **NO CHOICE**, traded to New Orleans in Steve Riley trade.
6. **NO CHOICE**, traded to Miami for Jim Langer.
7. **DON SHAVER** (184), RB, Kutztown St.
8. **WADE WILSON** (210), QB/P, East Texas St.
9. **NO CHOICE**, traded to Seattle for Nick Bebout.
10. **JAMES MURPHY** (266), WR, Utah State
11. **WILLIAM STEPHANOS** (293), T, Boston Coll.
12. **BRIAN WILLIAMS** (320), TE, Southern

1982 (Drafted Alternately 7th, 11th, 10th, 9th, 8th, 7th)

1. **DARRIN NELSON** (7), RB, Stanford
2. **TERRY TAUSCH** (39), T, Texas
3. **NO CHOICE**, traded to New Orleans for Tony Galbreath.
4. **JIM FAHNHORST** (92), LB, Minnesota
5. **NO CHOICE**, traded to Miami for Langer.
6. **GREG STORR** (147), LB, Boston College
7. **STEVE JORDAN** (179), TE, Brown
8. **KIRK HARMON** (206), LB, Pacific
9. **BRYAN HOWARD** (233), S, Tennessee St.
10. **GERALD LUCEAR** (260), WR, Temple
11. **CURTIS ROUSE** (286), G, Chattanooga
12. **HOBSON MILNER** (318), RB, Cincinnati

1983 (Drafted Alternately 19th, 18th, 17th, 16th, 15th)

1. **JOE BROWNER** (19), DB, USC
2. **NO CHOICE**, traded to Philadelphia for Charlie Johnson.
3. **WALKER LEE ASHLEY** (73), LB, Penn St.
4. **MARK RAY** (100), RB, Miami (Fla.)
5. **MARK STEWART** (127), LB, Washington
6. **MIKE JONES** (153), WR, Tennessee St.
7. **CARL LEE** (186), DB, Marshall
8. **NORRIS BROWN** (213), TE, Georgia
9. **ROD ACHTER** (238), WR, Toledo
10. (A) **MELVIN BROWN** (255), DB, Mississippi, Choice from L.A. Rams for Ron Yary.
10. (B) **WALTER TATE** (266), G, Tennessee St.
11. **BRIAN BUTCHER** (298), G, Clemson
12. **MAURICE TURNER** (325), RB, Utah St.

1984 (Drafted Alternately 13th, 12th, 11th, 15th, 14th)

1. **KEITH MILLARD** (13), DE, Washington St.
2. **NO CHOICE**, traded to Houston for Archie Manning.
3. **ALFRED ANDERSON** (67), RB, Baylor
4. **NO CHOICE**, traded to Houston for Dave Casper.
5. **NO CHOICE**, traded to LA Raiders for 5th, 7th, and 11th choices in 1984.
5. **ALLEN RICE** (140), RB, Baylor, Choice from L.A. Rams.
6. **DWIGHT COLLINS** (154), WR, Pittsburgh
7. (A) **JOHN HAINES** (180), DT, Texas
7. (B) **LOYD LEWIS** (196), G, Texas A & I, Choice from L.A. Raiders.
8. **PAUL SVERCHECK** (208), DT, Cal Poly-SLO
9. **KEITH KIDD** (239), WR, Arkansas
10. **JAMES SPENCER** (268), LB, Oklahoma St.
11. (A) **EDCAR PICKETT** (295), LB, Clemson
11. (B) **LAWRENCE THOMPSON** (308), WR, Miami (Fla.), Choice from LA Raiders.
12. **MIKE A. JONES** (321), RB, No. Carolina A&T

**Chris Doleman, Pitt****1985 (Drafted Alternately 2nd, 3rd)**

1. (A) **NO CHOICE**, traded to Atlanta for 1st and 3rd choice in 1985.
1. (B) **CHRIS DOLEMAN** (4), LB, Pittsburgh, Choice from Atlanta.
2. **ISSIAH HOLT** (30), CB, Alcorn St.

3. (A) KIRK LOWDERMILK (59), C, Ohio St.
3. (B) TIM MEAMER (60), LB, Washington. Choice from Atlanta.
3. (C) TIM LONG (66), T, Memphis State. Choice from San Diego for John Turner.
4. (A) GEORGE "BUSTELL" RHYMES (85), WR, Oklahoma
4. (B) KYLE MORRELL (106), S, BYU. Choice from LA Rams for Steve Dilts.
5. MARK MacDonald (115), G, Boston College
6. (A) STEVE BONO (142), QB, UCLA
6. (B) TIM NEWTON (164), NT, Florida. Choice from L.A. Raiders for Brad Van Pelt.
7. NO CHOICE. Traded to Green Bay for Jan Stenerud.
8. NIKITA BLAIR (198), LB, Texas El Paso
9. JAMIE COVINGTON (227), RB, Syracuse
10. JUAN JOHNSON (254), WR, Langston
11. TIM WILLIAMS (283), DB, North Carolina A&T
12. BYRON JONES (310), DT, Tulsa

1986 (Drafted Alternately 8th, 9th, 7th, 11th, 10th)

1. (A) GERALD ROBINSON (14), DE, Auburn. Choice from San Diego.
1. (B) NO CHOICE. Traded to San Diego for San Diego's 1st and 3rd choice in 1986.
2. (A) NO CHOICE. Traded to N.Y. Giants for Gary Zimmerman.
2. (B) NO CHOICE. Traded to Miami for Anthony Carter.
2. (C) Choice from L.A. Raiders for Brad Van Pelt traded to NY Giants for Gary Zimmerman.
3. NO CHOICE. Traded to San Diego.
4. JOE PHILLIPS (93), DT, SMU
5. HASSAN JONES (120), WR, Florida St.
6. THOMAS ROOKS (147), RB, Illinois
7. CARL HILTON (179), TE, Houston
8. GARY SCHIPPANG (206), T, West Chester St.
9. MIKE SLATON (232), DB, South Dakota
10. JOE CORMIER (259), TE, WR, USC
11. JOHN ARMSTRONG (286), WR, Richmond
12. JESSE SOLOMON (318), LB, Florida St.

1987 (Drafted 16th)

1. (A) D.J. DOZIER (14), RB, Penn State. Choice from Miami for 1st and 5th choices in 1987.
1. (B) NO CHOICE. Traded to Miami.
2. RAY BERRY (44), LB, Baylor
3. HENRY THOMAS (72), NT, LSU
4. REGGIE RUTLAND (100), S, Georgia Tech
5. NO CHOICE. Traded to Miami.
6. GREG RICHARDSON (156), WR/KR, Alabama
7. NO CHOICE. Traded to Seattle for John Harris.
8. RICK FENNEY (211), RB, Washington
9. LEONARD JONES (239), S, Texas Tech
10. ROBERT RILEY (267), T, Indiana
11. BRENT PEASE (295), DB, Montana
12. KEITH WILLIAMS (323), DT, Florida



Brad Johnson, Florida State

1988 (Drafted Alternately 19th, 15th, 16th, 17th, 18th)

1. RANDALL McDANIEL (19), G, Arizona St.
2. (A) NO CHOICE. To Denver for Denver's 2nd, 4th, and 6th choices in 1988.
2. (B) BRAD EDWARDS (54), S, South Carolina. Choice from Denver.
3. AL NOGA (71), DT, Hawaii
4. (A) NO CHOICE. To New England along with 11th choice in Rich Gannon trade.
4. (B) TODD KALIS (108), G, Arizona State. Choice from Denver.
5. DARRELL FULLINGTON (124), S, Miami
6. (A) NO CHOICE. Traded to Miami for Greg Koch.
6. (B) DERRICK WHITE (164), CB, Oklahoma. Choice from Denver.
7. BRAD BECKMAN (183), TE, Nebraska-Omaha
8. JOE CAIN (210), LB, Oregon Tech
9. PAUL MCGOWAN (237), LB, Florida State
10. BRIAN HABIB (264), DT, Washington
11. NORMAN FLOYD (296), S, South Carolina. Choice from New England for 9th round in 1989.
11. NO CHOICE. Traded to New England in Rich Gannon trade.
12. NO CHOICE. Traded to NY Giants.

1989 (Drafted 24th)

1. NO CHOICE. Traded to Pittsburgh for Mike Merriweather.
2. DAVID BRAXTON (52), LB, Wake Forest
3. JOHN HUNTER (80), T, BYU
4. DARRYL INGRAM (108), TE, California
5. Exercised in 1988 Supplemental Draft for Ryan Bertha, WR, South Carolina.
6. JEFF MICKEL (163), T, E. Washington
7. BENJ ROLAND (191), NT, Auburn
8. ALEX STEWART (219), DE, Cal. State-Fullerton
9. NO CHOICE. Traded to New England for 11th choice in 1988.
10. NO CHOICE. Traded to Miami for Greg Koch.
11. BRAD BAXTER (303), RB, Alabama State
12. (A) SHAWN WOODSON (331), LB, James Madison
12. (B) EVERETT ROSS (335), WR/KR, Ohio State. Choice from LA Raiders for 11th choice in 1990.

1990 (Drafted Alternately 23rd, 22nd, 21st)

1. NO CHOICE. Traded to Dallas in Herschel Walker trade.
2. NO CHOICE. Traded to Dallas in Herschel Walker trade.
3. (A) MIKE JONES (54), TE, Texas A&M. Choice from Dallas in Herschel Walker trade.
3. (B) MARION HOBBS (74), DE, Tennessee
4. ALONZO HAMPTON (104), CB, Pittsburgh
5. (A) REGGIE THORNTON (116), WR, Bowling Green. Choice from San Diego through Dallas in Herschel Walker trade.
5. (B) CEDRIC SMITH (131), RB Florida
6. NO CHOICE. Traded to Dallas in Herschel Walker trade.
7. JOHN LEVELLS (188), LB, C.W. Post
8. CRAIG SCHLICHTING (214), DE, Wyoming
9. TERRY ALLEN (241), RB, Clemson
10. (A) PAT NEWMAN (249), WR, Utah St. Choice from Dallas in Herschel Walker trade.
10. (B) DONALD SMITH (271), CB, Liberty
11. NO CHOICE. Traded to LA Raiders for 12th choice in 1989.
12. RON GOETZ (324), LB, Minnesota

1991 (Drafted Alternately 12th, 11th, 10th, 9th, 8th, 7th)

1. NO CHOICE. Traded to Dallas in Herschel Walker trade.
2. NO CHOICE. Traded to Dallas in Herschel Walker trade.
3. (A) CARLOS JENKINS (65), LB, Michigan St.
3. (B) JAKE REED (68), WR, Grambling. Choice from Dallas in Herschel Walker trade.
4. RANDY BALDWIN (32), RB, Mississippi
5. CHRIS THOME (119), C/G, Minnesota
6. NO CHOICE. Traded to L.A. Raiders.
7. TODD SOTT (163), S, SW Louisiana. Choice from LA Raiders.
7. (A) SOTT REAGAN (179), DT, Humboldt
7. (B) TRIPP WELBORNE (180), S, Michigan. Choice from LA Raiders.
8. REGGIE JOHNSON (206), DE, Arizona
9. GERALD HUDSON (232), RB, Oklahoma State
10. BRADY PIERCE (259), T, Wisconsin
11. IVAN CAESAR (286), LB, Boston College
12. DARREN HUGHES (313), WR, Carson-Newman

1992 (Drafted Alternately 13th, 12th, 15th, 14th)

1. NO CHOICE. To Dallas in Herschel Walker trade.
2. ROBERT HARRIS (33), DE, Southern. Choice from Seattle in Keith Millard trade.
2. NO CHOICE. To Dallas in Herschel Walker trade.
3. NO CHOICE. To Dallas in Herschel Walker trade.
4. ROY BARKER (98), DT, North Carolina
5. ED McDANIEL (125), LB, Clemson
6. MIKE GADDIS (152), RB, Oklahoma
7. DAVID WILSON (183), S, California
8. LUKE FISHER (210), TE, East Carolina
9. (A) BRAD JOHNSON (227), QB, Florida St. Choice from Tampa Bay in Jimmy Williams trade.
9. (B) RONNIE WEST (237), WR, Pittsburg St
10. BRAD CULPEPPER (264), DT, Florida
11. CHARLES EVANS (295), RB, Clark
12. JOE RANDOLPH (322), WR, Elon

1993 (Drafted Alternately 21st, 24th, 23rd, 22nd, 21st, 20th)

1. ROBERT SMITH (27), RB, Ohio St.
2. DADRY ISMAIL (52), WR, Syracuse
3. (A) JOHN CERAK (57), G, Penn St., Choice from Seattle in Keith Millard trade.
3. (B) GILBERT BROWN (79), DT, Kansas
4. ASHLEY SHEPPARD (106), LB, Clemson
5. EVERETT LINDSAY (133), T, Mississippi
6. NO CHOICE. Traded to Washington for George Hinkins and Joe Johnson.
7. GINO TORRETTA (132), QB, Miami
8. NO CHOICE. Traded to San Francisco for Keith Henderson.

1994 (Drafted Alternately 19th, 18th, 17th, 16th, 20th)

1. (A) DEWAYNE WASHINGTON (18), CB, North Carolina St. Choice from Denver in Gary Zimmerman trade.
1. (B) TODD STEUSSIE (19), T, California
2. (A) DAVID PALMER (40), WR/RB, Alabama.

2. Choice from Atlanta in Chris Coleman trade.
3. (B) NO CHOICE. Compensation choice to Atlanta in Chris Coleman trade.
3. (C) NO CHOICE. To LA Raiders for 2nd and 4th choices in 1994.
2. (D) FERNANDO SMITH (55), DE, Jackson St. Choice from L.A. Raiders in exchange of draft picks.
3. NO CHOICE. To Pittsburgh in Adrian Cooper trade.
4. (A) NO CHOICE. To Houston in W. Moon trade.
4. (B) MIKE WELLS (125), DT, Iowa. Choice from LA Raiders in exchange of draft picks.
5. (A) SHELLY HAMMONDS (134), CB, Penn State. Choice from Washington in Rich Gannon trade.
5. (B) NO CHOICE. To Kansas City in Barty Word trade.
6. (A) ANDREW JORDAN (179), TE, Western Carolina. Choice from Denver in Gary Zimmerman trade.
6. (B) NO CHOICE. To Pittsburgh in Adrian Cooper trade.
7. PETE BERCHIC (211), LB, Notre Dame

1995 (Drafted Alternately 24th, 23rd, 25th)

1. (A) DERRICK ALEXANDER (11), DE, Florida State. Choice from Denver through Atlanta in Chris Coleman trade.
1. (B) KOREY STRINGER (24), T, Ohio State
2. (A) ORLANDO THOMAS (42), S, SW Louisiana. Choice from Denver in Gary Zimmerman trade.
2. (B) COREY FULLER (55), CB, Florida State
3. (A) NO CHOICE. To Houston in Warren Moon trade.
3. (B) CHAD MAY (121), QB, Kansas St. Choice from Denver for 4th and 6th choices in 1995.
4. (B) NO CHOICE. Traded to Denver.
5. JAMES STEWART (157), RB, Miami
6. (A) NO CHOICE. Traded to Denver.
6. (B) JOHN SOLOMON (196), LB, Sam Houston State. Choice from NY Giants in Vencie Glenn trade.
7. (A) JOSE WHITE (232), DT, Howard
7. (B) JASON FISK (243), DT, Stanford. Compensatory Selection.

1996 (Drafted Alternately 16th, 15th, 14th, 17th)

1. DUANE CLEMONS (16), LB, California
2. JAMES MANLY (45), DT, Vanderbilt
3. MOE WILLIAMS (75), RB, Kentucky
4. (A) HUNTER GOODWIN (97), TE, Texas A&M. Choice from Arizona in exchange of draft picks.
4. (B) NO CHOICE. Traded to Arizona in exchange of draft picks.
5. (A) SEAN BOVD (137), S, North Carolina. Choice from NY Giants in Vencie Glenn trade.
5. (B) NO CHOICE. Traded to Arizona in exchange of draft picks.
6. NO CHOICE. To NY Giants in Vencie Glenn trade.
7. JON MERRILL (223), OL, Duke.

1997 (Drafted Alternately 20th, 19th, 18th, 17th, 21st)

1. DIWAYNE RUDD (20), LB, Alabama
2. TORRIAN GAY (49), S, Virginia Tech
3. STALIN COLINET (78), DE, Boston College
4. ANTONIO BANKS (113), CB, Virginia Tech
5. TONY WILLIAMS (151), DT, Memphis
6. ROBERT TATE (183), WR, Cincinnati
7. (A) ARTIE ULMER (202), LB, Valdosta St.
7. (B) MATTHEW HATCHETTE (235), WR, Langston. Compensatory Selection.

1998 (Drafted Alternately 21st, 20th, 19th, 18th, 21st)

1. RANDY MOSS (21), WR, Marshall
2. KAILIEE WONG (51), LB, Stanford
3. RAMOS McDONALD (80), DB, New Mexico
4. KIVUSAMA MAYS (101), LB, North Carolina
5. KERRY KUCKS (144), SS, Iowa
6. MATT BIRK (173), DT, Harvard
7. (A) CHESTER BURNETT (208), LB, Arizona
7. (B) TONY DARDEN (225), CB, Texas Tech. Compensatory Selection.

1999 (Drafted 29th)

1. (A) DAUNTE CULPEPPER (11), QB, Central Florida. Choice from Washington in Brad Johnson trade.
1. (B) DIMITRIUS UNDERWOOD (29), DE, Michigan St.
2. (A) JIM KLEINSASSER (44), TE, North Dakota. Choice from Pittsburgh in exchange of draft picks.
2. (B) NO CHOICE. Traded to Pittsburgh in exchange of draft picks.
3. (A) NO CHOICE. Traded to Pittsburgh in exchange of draft picks.
3. (B) NO CHOICE. Traded to New England for Jimmy Hitchcock in 1998.
4. (A) KENNY WRIGHT (120), DB, Northwestern St. Choice from Miami for Hunter Goodwin.
4. (B) JAY HUMPHREY (123), T, Texas
5. (A) NO CHOICE. Traded to Pittsburgh.
5. (B) CHRIS JONES (169), LB, Clemson. Compensatory Selection.
6. (A) TALLANCE SAWYER (185), DL, UNLV. Choice from Tampa Bay through Baltimore for Everett Lindsay.
6. (B) ANITCO DALTON (199), LB, Hampton
7. NOEL SCARLETT (236), DL, Langston

2000 (Drafted 26th)

1. **CHRIS HAVEN** (26), DT, Boston College
2. **(A) FRED ROBBINS** (55), DT, Wake Forest. Choice from Washington in Brad Johnson trade.
3. **(B) MICHAEL BOIREAU** (56), DE, Miami (Fla.)
4. **DOUG CHAPMAN** (88), RB, Marshall
5. **(A) ANTONIO WILSON** (106), LB, Texas A&M-Commerce. Choice from Baltimore for Everett Lindsay.
6. **(B) TYRONE CARTER** (118), DB, Minnesota
7. **(A) NO CHOICE**. Traded to Washington in Brad Johnson trade.
8. **(B) TROY WALTERS** (165), WR, Stanford
9. **NO CHOICE**. Traded to Baltimore for Everett Lindsay.
10. **(A) NO CHOICE**. Traded to Cleveland with Stalin Colinet for Jerry Ball in 1999. Compensatory Selection.
11. **(B) MIKE MALANO** (240), C, San Diego St. Compensatory Selection.
12. **(C) GILES COLE** (244), TE, Texas A&M-Kingsville. Compensatory Selection.
13. **(D) LEWIS KELLY** (248), OL, South Carolina St. Compensatory Selection.

2001 (Drafted 27th)

1. **MICHAEL BENNETT** (27), RB, Wisconsin
2. **WILLIE HOWARD** (32), DT, Stanford
3. **(A) ERIC KELLY** (69), CB, Kentucky. Choice from New England in exchange of draft picks.
4. **NO CHOICE**. Traded to New England in exchange of draft picks.
5. **(A) NO CHOICE**. Traded to New England in exchange of draft picks.
6. **(B) SHAWN WORTEN** (130), DT, TCU
7. **(C) CEDRIC JAMES** (131), WR, TCU
8. **NO CHOICE**. Traded to Cleveland for Travis Prentice and Spergon Wynn.
9. **NICK ROGERS** (177), LB, Georgia Tech
10. **CHAD BEASLEY** (218), DT, Virginia Tech

2002 (Drafted 7th)

1. **BRYANT MCKINNIE** (7), T, Miami (Fla.)
2. **RAONALL SMITH** (38), LB, Washington St.
3. **WILLIE OFFORD** (70), DB, South Carolina
4. **(A) BRIAN WILLIAMS** (105), DB, North Carolina State
5. **(B) ED TA'AMU** (132), C, Utah
6. **NO CHOICE**. Traded to Cleveland for Travis Prentice and Spergon Wynn.
7. **NICK ROGERS** (177), LB, Georgia Tech
8. **CHAD BEASLEY** (218), DT, Virginia Tech

2003 (Drafted 7th)

1. **KEVIN WILLIAMS** (9), DT, Oklahoma State
2. **E.J. HENDERSON** (40), LB, Maryland
3. **NATE BURLESON** (71), WR, Nevada-Reno
4. **ONTARIO SMITH** (105), RB, Oregon
5. **NO CHOICE**. Traded to Cleveland for Everett Lindsay and Stalin Colinet.
6. **(A) EDDIE JOHNSON** (180), P, Idaho State
7. **(B) MICHAEL NATTIEL** (190), LB, Florida. Choice from New Orleans for Todd Bouman.
8. **KEENAN HOWRY** (221), WR, Oregon

2004 (Drafted 19th)

1. **(A) NO CHOICE**. Traded to Miami in exchange of draft picks.
2. **(B) KENECHI UDEZE** (20), DE, USC. Choice from Miami in exchange of draft picks.
3. **(A) DONTARIOUS THOMAS** (48), LB, Auburn. Choice from New Orleans.
4. **NO CHOICE**. Traded to New Orleans for 2a
5. **(A) NO CHOICE**. Traded to Baltimore for 2a.
6. **DARRION SCOTT** (68), DE, Ohio State. Choice obtained from Baltimore.
7. **(A) NAT DORSEY** (115), T, Georgia Tech
8. **(B) MEWELDE MOORE** (119), RB, Tulane. Choice obtained from Miami in exchange of draft picks.
9. **ROD DAVIS** (155), LB, Southern Mississippi. Choice obtained from Baltimore.
10. **DEANDRE' EILAND** (184), DB, South Carolina
11. **JEFF DUGAN** (220), TE, Maryland

2005 (Drafted 18th)

1. **(A) TROY HARVIN** (7), WR, South Carolina. Choice from Oakland in Randy Moss trade.
2. **(B) ERASMUS JAMES** (18), DE, Wisconsin
3. **MARCUS JOHNSON** (49), G, Mississippi
4. **DUSTIN FOX** (81), S, Ohio State
5. **(A) CLATRIC FASON** (112), RB, Florida. Choice from Washington in exchange of picks.
6. **NO CHOICE**. Traded to Washington for 4a.
7. **NO CHOICE**. Traded to Washington in exchange of draft picks.
8. **C.J. MOSLEY** (191), DT, Missouri
9. **(A) ADRIAN WARD** (219), CB, Texas-El Paso. Choice from Oakland in Randy Moss trade.
10. **(B) NO CHOICE**. Traded to NY Jets in Sam Cowart trade.

2006 (Drafted 17th)

1. **CHAD GREENWAY** (17), LB, Iowa
2. **(A) CEDRIC GRIFFIN** (48), CB, Texas
3. **(B) RYAN COOK** (51), C, New Mexico. Choice from Miami in Dante Cullenpepper trade.
4. **(C) TARVARIS JACKSON** (64), QB, Alabama State.

- Choice from Pittsburgh in exchange of picks.
3. **(A) NO CHOICE**. Compensatory selection traded to Pittsburgh in exchange of picks.
4. **NO CHOICE**. Traded to Pittsburgh in exchange of picks.
5. **(A) Traded to Philadelphia for 4b and G Artis Hicks.**
6. **(B) RAY EDWARDS** (127), DE, Purdue. Choice from Philadelphia in exchange of draft picks.
7. **GREG BLUE** (149), S, Georgia
8. **NO CHOICE**. Traded to Philadelphia for Artis Hicks.
9. **NO CHOICE**. Traded to San Diego for G. Tonio Fonoti.

2007 (Drafted 7th)

1. **ADRIAN PETERSON** (7), RB, Oklahoma
2. **(A) NO CHOICE**. Pick to Atlanta for 2b and Denver Broncos 4c.
3. **(B) SIDNEY RICE** (44), WR, South Carolina. Choice from Atlanta in exchange of draft picks.
4. **MARCUS MCCAULEY** (72), CB, Fresno State.
5. **(A) BRIAN ROBISON** (102), DE, Texas. Choice from Tampa Bay in exchange of draft picks.
6. **(B) NO CHOICE**. Traded to Tampa Bay for 4a.
7. **(C) NO CHOICE**. Pick from Denver traded back to Denver for 3 choices in 2008.
8. **AUNDRAE ALLISON** (146), WR, East Carolina
9. **(A) RUFUS ALEXANDER** (176), LB, Oklahoma. Choice from Denver in exchange of draft picks.
10. **NO CHOICE**. Traded to Tampa Bay for 4a.
11. **(A) TYLER THICPEN** (217), QB, Coastal Carolina.
12. **(B) CHANDLER WILLIAMS** (233), WR, Florida International. Choice from Denver in exchange of picks.



Sidney Rice, South Carolina

2008 (Drafted 17th)

1. **NO CHOICE**. Traded to Kansas City for DE Jared Allen.
2. **(A) TYRELL JOHNSON** (43), S, Arkansas State. Choice from Carolina in exchange of draft picks.
3. **NO CHOICE**. Traded to Philadelphia for 2a, 5c.
4. **(A) NO CHOICE**. Traded to Kansas City for DE Jared Allen.
5. **(B) NO CHOICE**. Traded to Kansas City for DE Jared Allen.
6. **NO CHOICE**. Traded to Philadelphia in exchange of draft picks.
7. **(A) JOHN DAVID BOOTY** (137), QB, USC. Choice from Green Bay in exchange of draft picks.
8. **(B) NO CHOICE**. Traded to Green Bay for 5a.
9. **(C) LETROY GUION** (152), DT, Florida State. Choice from Philadelphia in exchange of draft picks.
10. **(A) NO CHOICE**. Traded to Kansas City for Jared Allen and 6b.
11. **(B) JOHN SULLIVAN** (187), C, Notre Dame. Choice from Kansas City in exchange of draft picks.
12. **(C) JAYMAR JOHNSON** (193), WR, Jackson State. Choice from Jacksonville in Troy Williamson trade.
13. **(A) Pick from St. Louis traded to Green Bay in exchange of draft picks.**
14. **(B) NO CHOICE**. Traded to NY Jets in Brooks Bollinger trade.

2009 (Drafted 22nd)

1. **PERCY HARVIN** (22), WR, Florida.
2. **PHIL LOADHOLT** (54), T, Oklahoma
3. **ASHER ALLEN** (86), CB, Georgia
4. **NO CHOICE**. Traded to Houston for QB Sage Rosenfels.
5. **(A) JASPER BRINKLEY** (150), LB, South Carolina. Choice from Washington.
6. **(B) NO CHOICE**. Traded to Washington for 2a.
7. **NO CHOICE**. Pick from Washington traded to Philadelphia for Kelly Holcomb.
8. **(A) Choice from Washington for Erasmus James traded back for 5a.**
9. **(B) JAMARCA SANFORD** (231), S, Mississippi.

2010 (Drafted 30th)

1. **NO CHOICE**. Traded to Detroit in exchange of draft picks.
2. **(A) CHRIS COOK** (34), CB, Virginia. Choice from Detroit in exchange of picks.
3. **(B) TOBY GERHART** (51), RB, Stanford. Choice from Houston in exchange of picks.
4. **NO CHOICE**. Traded to Houston for 2b.

5. **(A) EVERSON GRIFFEN** (100), DE, USC. Choice from Detroit in exchange of picks.
6. **(B) NO CHOICE**. Traded to Detroit in exchange of draft picks.
7. **(C) CHRIS DEGEARE** (161), T, Wake Forest
8. **(B) NATE TRIPLETT** (167), LB, Minnesota. Compensatory Selection.
9. **JOE WEBB** (199), QB, UAB
10. **(A) MIKEY SHULER** (217), TE, Penn State. Choice from Cleveland through Detroit trade for draft picks.
11. **(B) RYAN D'IMPERIO** (237), LB, Rutgers.

2011 (Drafted Alternately 12th, 11th, 9th, 8th, 7th, 13th)

1. **CHRISTIAN PONDER** (12), QB, Florida State
2. **KYLE RUDDOLPH** (43), TE, Notre Dame
3. **NO CHOICE**. Traded to New England for Randy Moss.
4. **CHRISTIAN BULLARD** (106), DT, Iowa
5. **(A) BRANDON BURTON** (139), CB, Utah
6. **NO CHOICE**. Traded to Cleveland for 6a and 6b.
7. **(A) DEMARCUS LOVE** (168), DT, Arkansas. Choice from Cleveland in exchange of picks.
8. **(B) MISTRAL RAYMOND** (70), S, South Florida. Choice from Cleveland in exchange of picks.
9. **(C) BRANDON FUSCO** (172), C, Slippery Rock
10. **(D) ROSS HODMAN** (200), LB, Ohio State. Compensatory Selection.
11. **(A) D'AUDE REED** (215), DE, Arizona.
12. **(B) STEPHEN BURTON** (236), WR, West Texas A&M. Compensatory Selection.

2012 (Drafted 3rd)

1. **NO CHOICE**. Traded to Cleveland in exchange of draft picks.
2. **(B) MATT KALLI** (4), T, USC. Choice from Cleveland for 1A.
3. **(C) HARRISON SMITH** (29), S, Notre Dame. Choice from Baltimore for 2 and 4A.
4. **NO CHOICE**. Traded to Baltimore for 1C.
5. **JOSH ROBINSON** (66), CB, Central Florida
6. **NO CHOICE**. Traded to Tennessee for 1C.
7. **(B) JARIUS WRIGHT** (118), WR, Arkansas. Choice from Cleveland for 1A.
8. **(C) RHETT ELLISON** (128), TE, USC. Compensatory Selection.
9. **(D) GREG CHILDS** (134), WR, Arkansas. Compensatory Selection.
10. **NO CHOICE**. Traded to Detroit for 7C and 4th in '13
11. **(B) ROBERT BLANTON** (139), DB, Notre Dame. Choice from Cleveland for 1A.
12. **(A) NO CHOICE**. Traded to Washington for D. McNabb
13. **(B) BLAIR WALSH** (175), K, Georgia. Choice from Cleveland in the Jame Mitchell trade.
14. **(A) AUDIE COLE** (210), LB, North Carolina St.
15. **(B) NO CHOICE**. Traded to Tennessee for 7th in '13. Choice from Cleveland for 1A.
16. **(C) TREVOR GUYTON** (219), DL, California. Choice from Detroit for 5A.
17. **(D) NO CHOICE**. Traded to Detroit for 5A and 4th in '13. Choice from New England for Randy Moss.

2013 (Drafted 23rd)

1. **(A) SHARRIF FLOYD** (23), DT, Florida.
2. **(B) VANDER RHODES** (25), CB, Florida State. Choice from Seattle for Percy Harvin.
3. **(C) CORDARRELLE PATTERSON** (29), WR, Tennessee. Choice from New England for 2, 3, 4a, 7c.
4. **NO CHOICE**. Traded to New England for 1C.
5. **NO CHOICE**. Traded to New England for 1C.
6. **(A) NO CHOICE**. Traded to New England for 1C.
7. **(B) GERALD HODGES** (120), LB, Penn State.
8. **JEFF LOCKE** (155), P, UCLA
9. **(A) NO CHOICE**. Traded to Tampa Bay for 6B, 7D.
10. **(B) JEFF BACA** (196), C, UCLA. Choice from Tampa Bay for 6A.
11. **(A) MICHAEL MAUTI** (213), LB, Penn State.
12. **(B) TRAVIS BOND** (214), G, North Carolina. Choice from Seattle for Percy Harvin.
13. **(C) NO CHOICE**. Traded to New England for 1C. Choice from Tennessee for 1B in 2012.
14. **(D) EVERETT DAWKINS** (229), DT, Florida State.

2014 (Drafted 8th)

1. **(A) NO CHOICE**. Traded to Cleveland for 1B and 5A.
2. **(B) ANTHONY BARR** (9), LB, UCLA. Choice from Cleveland for 1A.
3. **(C) TEDDY BRIDGEWATER** (32), QB, Louisville. Choice from Seattle for 2 and 4.
4. **NO CHOICE**. Traded to Seattle for 1C.
5. **(A) SCOTT CRICHTON** (72), DE, Oregon State.
6. **(B) JERICK MCKINNON** (96), RB, Georgia Southern. Choice from Seattle for Percy Harvin.
7. **(C) NO CHOICE**. Traded to Seattle for 1C.
8. **(A) DAVID YANKEY** (145), G, Stanford. Choice from Cleveland for 1A.
9. **(B) NO CHOICE**. Traded to Carolina for 5C and 7C.
10. **(C) NO CHOICE**. Traded to Atlanta for 6A and 6b.
11. **(A) ANTOINE EXUM** (182), S, Virginia Tech. Choice from Atlanta for 5C.
12. **(B) KENDALL JAMES** (284), CB, Maine.
13. **(A) SHAMAR STEPHEN** (220), DT, Connecticut. Choice from Atlanta for 5C.

2020 VIKINGS

7. (B) **BRANDON WATTS** (223), LB, Georgia Tech.
7. (C) **JABARI PRICE** (225), CB, North Carolina. Choice from Carolina for 5B.

2015 (Drafted alternately 11th, 13th, 12th)

1. **TRA'E WAYNES** (11), CB, Michigan State.
2. **ERIC KENDRICKS** (45), LB, UCLA.
3. (A) NO CHOICE. Traded to Kansas City for 3b and 6c.
3. (B) NO CHOICE. Traded to Detroit for 3c and 5b.
3. (C) **DANIELLE HUNTER** (88), DE, LSU. Choice from Detroit for 3b.
4. **T.J. CLEMMINGS** (110), T, Pittsburgh.
4. (A) NO CHOICE. Traded to Atlanta for 5c and 6a.
4. Choice from Buffalo via Tampa Bay for Matt Cassel.
5. (B) **MYCOLE PRUITT** (143), TE, Southern Illinois. Choice from Detroit for 3b.
5. (C) **STEFON DIGGS** (146), WR, Maryland. Choice from Atlanta for 5a.
5. (D) NO CHOICE. Traded to Miami for Mike Wallace and 7b.
6. (A) **TYRUS THOMPSON** (185), T, Oklahoma. Choice from Atlanta for 5a.
6. (B) NO CHOICE. Traded to Buffalo for 5a and Matt Cassel.
6. (C) **B.J. DUBOSE** (193), DE, Louisville. Choice from Kansas City for 3a.
7. (A) **AUSTIN SHEPHERD** (228), T, Alabama.
7. (B) **EDMOND ROBINSON** (232), LB, Newberry. Choice from Miami for Mike Wallace.

2016 (Drafted 23rd)

1. **LAQUON TREADWELL** (23), WR, Mississippi.
2. **MACKENSIE ALEXANDER** (54), CB, Clemson.
3. NO CHOICE. Traded to Miami for 6b, 3rd and 4th (Conditional) in 2017.
4. **WILLIE BEAVERS** (121), T, Western Michigan.
5. **KENTRELL BROTHERS** (160), LB, Missouri (160).
6. (A) **MORTIZ BOHRINGER** (180), WR, No College. Choice from San Francisco for Gerald Hodges.
6. (B) NO CHOICE. Traded to Miami for 6d (196) and 7a (227). Choice from Miami for 3rd.
6. (C) **DAVID MORGAN** (188), TE, Texas-San Antonio. Choice from Philadelphia for 6d and 7b.
6. (D) NO CHOICE. Traded to Philadelphia for 6c (196). Choice from Miami for 6b.
7. (A) **STEPHEN WEATHERLY** (227), LB, Vanderbilt. Choice from Miami for 6b.
7. (B) NO CHOICE. Traded to Philadelphia for 6c.
7. (C) **JAYRON KEARSE** (244), S, Clemson.

2017 (Drafted 14th/15th)

1. NO CHOICE. Traded to Philadelphia for QB Sam Bradford in 2016.
2. (A) **DALVIN COOK** (41), RB, Florida State. Choice from Cincinnati for 2b and 4c.
2. (B) NO CHOICE. Traded to Cincinnati for 2a.
3. (A) **PAT ELFLEIN** (70), C, Ohio State. Choice from NY Jets for 3b and 5a.
3. (B) NO CHOICE. Traded to NY Jets for 3a.
3. (C) NO CHOICE. Traded to Kansas City for 3d, 4d, and 7e. Choice from Miami for 3rd in 2016.
3. (D) NO CHOICE. Traded to San Francisco for 4a. Choice from Kansas City for 4c.
4. (A) **JALEEL JOHNSON** (109), DT, Iowa. Choice from San Francisco for 3d.
4. (B) **BEN GEDEON** (120), LB, Michigan.
4. (C) NO CHOICE. Traded to Cincinnati for 2a.

4. (D) NO CHOICE. Traded to Philadelphia for 4e and 7c. Choice from Kansas City for 3c.
4. (E) NO CHOICE. Traded to Kansas City for 5b and 6c. Choice from Philadelphia for 4c.
5. (A) NO CHOICE. Traded to NY Jets for 3a.
5. (B) **RODNEY ADAMS** (170), WR, South Florida. Choice from Kansas City for 4e.
5. (C) **DANNY ISIDORA** (180), G, Miami. Choice from Kansas City for 4e.
6. (A) NO CHOICE. Traded to Washington for 6b and 7a.
6. (B) **BUCKY HODGES** (201), TE, Virginia Tech. Choice from Washington for 6a.
7. (A) **STACY COLEY** (219), WR, Miami. Choice from San Francisco for 4d.
7. (B) **IFEADI ODENIGBO** (220), DE, Northwestern. Choice from Washington for 6a.
7. (C) NO CHOICE. Traded to Washington for 6b and 7b. Choice from Philadelphia for 4d.
7. (D) **ELIJAH LEE** (232), LB, Kansas State.
7. (E) **JACK TOCHO** (249), CB, North Carolina State. Choice from Kansas City for 3c.

2018 (Drafted 30th)

1. **MIKE HUGHES** (30), CB, UCF.
2. **BRIAN O'NEILL** (62), T, Pittsburgh.
3. NO CHOICE. Traded to Tampa Bay for 4a.
4. **JALYN HOLMES** (102), DE, Ohio State. Choice from Tampa Bay for 3.
5. (A) **TYLER CONKLIN** (157), TE, Central Michigan. Choice from NY Jets for 6a.
5. (B) **DANIEL CARLSON** (167), K, Auburn. Choice from NY Jets.
6. (A) NO CHOICE. Traded to NY Jets.
6. (B) **COLBY GOSSETT** (213), G, Appalachian State.
6. (C) **ADE ARUNA** (218), DE, Tulane.
7. (A) **DEVANTE DOWNS** (225), LB, California. Choice from NY Jets.
7. (B) NO CHOICE. Traded to Seattle.

2019 (Drafted 18th)

1. **GARETT BRADBURY** (18), C, North Carolina St.
2. **IRV SMITH, JR.** (50), TE, Alabama.
3. (A) NO CHOICE. Traded to Detroit for 3b.
3. (B) **ALEXANDER MATTISON** (102), RB, Boise State. Choice from Baltimore.
4. (A) **DRU SAMIA** (114), G, Oklahoma. Choice from Seattle.
4. (B) NO CHOICE.
4. (C) NO CHOICE. Traded to Seattle for 4a and 6d.
4. (D) NO CHOICE. Traded to Denver.
5. (B) **CAMERON SMITH** (162), LB, USC. Choice from New England.
6. (A) **ARMON WATTS** (190), DT, Arkansas.
6. (B) **MARCUS EPPS** (191), DB, Wyoming. Choice from Baltimore.
6. (C) **OLISAEMEKA UDOH** (193), T, Elon. Choice from Baltimore.
7. (A) **KRIS BOYD** (217), CB, Texas. Choice from NY Jets.
7. (B) NO CHOICE. Traded to NY Giants.
7. (C) **DILLON MITCHELL** (239), WR, Oregon. Choice from New England.
7. (D) **OLABISI JOHNSON** (247), WR, Colorado St.
7. (E) **AUSTIN CUTTING** (250), LS, Air Force.

2020 (Drafted 25th)

1. (A) **JUSTIN JEFFERSON** (22), WR, LSU. Choice from Buffalo for Stefon Diggs.
1. (B) **JEFF GLADNEY** (31), CB, TCU. Choice from San Francisco in exchange of picks.
2. **EZRA CLEVELAND** (58), T, Boise State.
3. **CAMERON DANTZLER** (89), CB, Mississippi St.
4. (A) **D.J. WOODBURN** (177), DE, South Carolina. Choice from San Francisco in exchange of picks.
4. (B) **JAMES LYNCH** (130), DE, Baylor. Choice from New Orleans.
4. (C) **TROY DYE** (132), LB, Oregon.
4. (D) **HARRISON HAND** (169), CB, Temple. Choice from New Orleans.
5. (A) **K.J. OSBORN** (176), WR, Miami. Choice from San Francisco.
6. (A) **BLAKE BRANDEL** (203), T, Oregon State. Choice from New Orleans.
6. (B) **JOSH METTELLUS** (205), S, Michigan.
7. (A) **KENNY WILLEKES** (225), DE, Michigan State. Choice from NY Jets through Baltimore.
7. (B) **NATE STANLEY** (244), QB, Iowa. Choice from Green Bay through Cleveland and New Orleans.
7. (C) **BRIAN COLE II** (249), S, Mississippi St.
7. (D) **KYLE HINTON** (253), G, Washburn.



Jalyn Holmes, Ohio State

BOLD denotes players who made the Vikings active roster at some point in their career.



The NFL Draft has changed tremendously over the years. Pictured, Bud Grant works through the 1973 Draft that produced Rookie of the Year RB Chuck Foreman out of Miami with the #12 overall selection.



PRO FOOTBALL HALL OF FAME ENSHRINEES



STEVE HUTCHINSON

Guard...6' 4" 313 lbs...Michigan...12 seasons: Seattle Seahawks (2001-05), Minnesota Vikings (2006-11), Tennessee Titans (2012)...Played in 169 regular season games and 8 playoff contests (177 total), starting them all, including 89 regular season and 3 playoffs with the Vikings...Blocked for a 1,000-yard rusher in 11 of 12 seasons...Blocked for NFL's leading rusher twice- Shaun Alexander in 2005 and Peterson in 2008...Blocked for a 100+ rusher in 72 games and a 200+ rusher 3 times, including Peterson setting the NFL record with 296 yards vs. San Diego in 2007... Named to the NFL's Team of the Decade for the 2000s...Earned 1st-Team Associated Press All-Pro 5 times (2003, '05, '07, '08, '09) and 2nd-Team twice (2004, '06) and went to 7 consecutive Pro Bowls (2003-09)...Named to All-Rookie team in 2001...Drafted in 2001, #17 overall, by Seattle...Born November 1, 1977 in Ft. Lauderdale, FL...The 2020 Hall of Fame induction ceremony was postponed until 2021...Other modern era induction class members: Steve Atwater, Isaac Bruce, Edgerrin James, Troy Polamalu.



RANDY MOSS

Wide Receiver...6' 4" 198 lbs...Marshall...14 seasons: Minnesota Vikings (1998-04, '10), Oakland Raiders (2005-06), New England Patriots (2007-10), Tennessee Titans (2010), San Francisco 49ers (2012)...Played in 213 career games with 193 starts, 113 and 108 of those with the Vikings...Ranks 2nd in NFL history with 156 TD catches, 4th with 15,292 yards receiving and 15th with 982 catches...Holds NFL record with 23 TD catches in 2007...Went to 6 Pro Bowls (1998, '99, '00, '02, '03) and earned 4 All-Pro honors (1998, '00, '03, '07)...Named to the NFL's Team of the Decade for the 2000s...NFL AP Offensive Rookie of the Year in 1998 and set NFL record for TD catches by a rookie with 17...Ranks 2nd in NFL history with 10 career 1,000-yard seasons and 3rd with 64 career 100-yard games...Threw 2 career TD passes, scored a punt return TD and had 4 career 2-pt. conversions...Drafted in 1998, #21 overall, by Vikings...Inducted into Pro Football Hall of Fame on August 4, 2018...Born February 13, 1977 in Rand, WV...Presented by Thaddeus Moss...Other induction class members: Bobby Beathard, Robert Brazile, Brian Dawkins, Jerry Kramer, Ray Lewis, Terrell Owens, Brian Urlacher.



MICK TINGELHOFF

Center...6' 2" 237 lbs...Nebraska...17 seasons: Minnesota Vikings (1962-1978)...Played in and started 240 consecutive games, never missing a start in his 17 seasons...Named All-Pro 7 consecutive years...Played in 6 straight Pro Bowls...Named to the 1,000-Yard Club in 1969, honoring the NFL's top blocker...Started at center in four Super Bowls (IV, VIII, IX, XI)...Signed with the Vikings as a rookie free agent in 1962, taking over starting duties at C in the 2nd preseason game and never relinquishing them until his retirement following the 1978 season...Born May 22, 1940 in Lexington, NE...Inducted into the Vikings Ring of Honor November 25, 2001...Inducted into the Pro Football Hall of Fame on August 8, 2015...Presented by Fran Tarkenton...Other induction class members: Jerome Bettis, Tim Brown, Charles Haley, Bill Polian, Junior Seau, Will Shields and Ron Wolf.



CRIS CARTER

Wide Receiver...6' 3" 210 lbs...Ohio State...16 seasons: Philadelphia Eagles (1987-89), Minnesota Vikings (1990-2001), Miami Dolphins (2002)...Played 234 career games, including 188 games and 177 starts as a Viking...At the time of his retirement in 2002, he ranked 2nd in NFL history with 1,101 receptions and 130 TDs...Ended career with 13,899 yards...Went to 8 consecutive Pro Bowls, 1993-2000...Named to All-Decade team for 1990s...Played on only 2 teams with losing records in his 16 NFL seasons...Holds Vikings records with 1,004 receptions, 110 TD catches and 12,383 yards...Named NFL's Walter Payton Man of the Year in 1999 and Byron Whizzer White Award winner from the NFLPA...Named to 50 Greatest Vikings team in 2010...Inducted into Vikings Ring of Honor on September 14, 2003...Acquired by Vikings off waivers from Philadelphia in 1990...Born November 25, 1965 in Troy, OH...Inducted to Pro Football Hall of Fame August 3, 2013...Presented by his son, Duron Carter...Other induction class members: Larry Allen, Curley Culp, Jonathan Ogden, Bill Parcells, Dave Robinson, Warren Sapp.



CHRIS DOLEMAN

Defensive End...6' 5" 262 lbs...Pittsburgh...15 seasons: Minnesota Vikings (1985-93, '99), Atlanta Falcons (1994-95), San Francisco (1996-98)...Selected to 8 career Pro Bowls, 6 with Minnesota (1987-90, '92-93) and 1 each with Atlanta ('95) and San Francisco ('97)...Named 1st or 2nd-Team All-Pro 5 times...Named to NFL Team of the Decade for the 1990s...Ranks 5th in NFL history with 150.5 sacks...Played on 4 #1-ranked defenses in the NFL- Minnesota (1988, '89, '93) and San Francisco ('97)...Started all 17 playoff games he was in...Led NFL in 1989 with 21.0 sacks, 2nd in Vikings history...Selected with #4 choice in 1985 NFL Draft...Had 3 losing seasons in his 15-year career...Inducted into Vikings Ring of Honor in 2011...Inducted into the Pro Football Hall of Fame on August 4, 2012...Born October 16, 1961...Died January 28, 2020...Presented by his son, Evan Doleman...Other induction class members: Jack Butler, Demontii Dawson, Cortez Kennedy, Curtis Martin and Willie Roaf.



JON RANDLE

Defensive Tackle...6' 1" 283 lbs...Texas A&M...14 seasons: Minnesota Vikings (1990-2000), Seattle Seahawks (2001-03)...Started 6-straight Pro Bowls for the NFC (1993-98) and went to the Pro Bowl with the Seahawks in 2001...Named to All-Decade team for 1990s...Led or tied for the team lead 9 times in his 11 Vikings seasons and had 10+ sacks in 8 straight seasons from 1993-2000...Started 150 of the 176 games he played for the Vikings...Leads all DTs in NFL history with 137.5 career sacks...His 114.0 sacks ranks 3rd in Vikings history and most by DT...Signed with Vikings as an undrafted rookie free agent in 1990...Inducted into College Football Hall of Fame for his Texas A&M career...Born December 12, 1967, in Hearne, TX...Inducted into the Vikings Ring of Honor on November 30, 2008...Inducted into the Pro Football Hall of Fame on August 7, 2010...Presented by John Teerlink...Other induction class members: Russ Grimm, Rickey Jackson, Dick LeBeau, Floyd Little, Jerry Rice and Emmitt Smith.

**RANDALL MCDANIEL**

Guard...6' 3" 287 lbs...Arizona State...14 seasons: Minnesota Vikings (1988-99), Tampa Bay Buccaneers (2000-01)...Started 12 consecutive Pro Bowls (1989-2000), setting an NFL record...Started 202 consecutive games in his career...Blocked for five 1,000-yard rushers in his career and four 3,000-yard passers...Earned spot on Pro Football Hall of Fame's Team of the Decade for the 1990s...His 190 games played as a Viking is tied for 7th in team history with offensive tackle Grady Alderman...Selected with the 19th overall pick in the 1988 NFL Draft...Born December 19, 1964, in Phoenix, AZ...Inducted into the Vikings Ring of Honor on December 17, 2006...Inducted August 8, 2009...Presented by O.K. Fulton...Other induction class members: Bob Hayes, Bruce Smith, Derrick Thomas, Ralph Wilson Jr. and Rod Woodson.

**GARY ZIMMERMAN**

Tackle...6' 6" 294 lbs...Oregon...14 seasons: LA Express (1984-85), Minnesota Vikings (1986-92), Denver Broncos (1993-97)...Played and started 108 games for the Vikings...Played in 184 career NFL games...Named All-Pro 8 times, including 3 with Minnesota in 1988, '89 and '92...Selected to 7 Pro Bowls, including 1987-89, '92 with the Vikings...Originally selected in the 1st round of the 1984 Supplemental Draft by NY Giants and in 1984 USFL Draft by LA Express where he spent 1984 and '85 seasons...Vikings acquired his rights via trade with NY Giants in 1986...Helped Vikings to 1987 NFC Championship game...Traded to Denver in 1993 preseason...Won Super Bowl XXXII with Denver...Named to NFL All-Decade teams for 1980s and 1990s...Born December 13, 1961, in Fullerton, CA...Inducted August 2, 2008...Presented by Pat Bowen...Other induction class members: Fred Dean, Darrell Green, Art Monk, Emmitt Thomas, Andre Tippett.

**CARL ELLER**

Defensive End...6' 5" 250 lbs...Minnesota...16 seasons: Minnesota Vikings (1964-1978), Seattle Seahawks (1979)...Played in 209 and started 201 games as a Viking, joining Jim Marshall and Mick Tingelhoff as the only players in team history to start 200+ games...Played in 225 career NFL games...Named All-Pro 5 times, including 4 straight from 1968-71...Played in 6 Pro Bowls, 1968-71, 73-74...Started at left defensive end in four Super Bowls (IV, VIII, IX, XI)...Vikings won the NFC Central in 10 of his final 11 seasons with the team...Vikings career record holder with 130.0 sacks...Had 1+ sacks in team-record 94 career games and is the only Viking to post 15+ sacks in a season multiple times...Selected with the 6th overall pick in the NFL Draft in 1964...Born January 25, 1942, in Winston-Salem, NC...Inducted August 8, 2004...Presented by Regis Eller...Other induction class members: Bob Brown, John Elway, Barry Sanders.

**RON YARY**

Tackle...6' 5" 255 lbs...Southern California...15 seasons: Minnesota Vikings (1968-1981), Los Angeles Rams (1982)...Drafted by Minnesota with the 1st overall pick in 1968...Took over the Vikings right tackle spot midway through the 1969 season and was a fixture there for the rest of his career...Was named All-Pro 6 consecutive times...Was All-NFC 8 straight seasons...Played in 7 Pro Bowls...Started at right tackle in Super Bowls IV, VII, IX, XI...Missed only 2 games in his career with injuries due to a broken ankle in 1980 but came back to play with the injury for the rest of the season...His blend of size, speed and strength was unique at the time and ushered in a new era of offensive line play...Born July 16, 1946, in Chicago, IL...Inducted into the Hall of Fame August 4, 2001...Presented by John Michels...Other induction class members: Nick Buoniconti, Marv Levy, Mike Munchak, Jackie Slater, Lynn Swann, Jack Youngblood.

**PAUL KRAUSE**

Safety...6' 3" 200 lbs...Iowa...16 seasons: Washington Redskins (1964-1967) and Minnesota Vikings (1968-1979)...Second-round pick by Washington Redskins, 1964...Led NFL in interceptions with 12 as a rookie and was named 1st-team All-Pro...In his 1st season as a Viking he intercepted passes in 6 consecutive games...Still the all-time NFL leader in interceptions with 81...Also ranks 3rd all-time with 1,185 career yards on interception returns...His 10 interceptions in 1975 remains a club record...Played in 8 Pro Bowls...Started at safety in 4 Super Bowls (IV, VIII, IX, XI)...Voted All-NFL 4 times and All-NFC 5 times...Born February 19, 1942, in Flint, MI...Inducted into the Pro Football Hall of Fame August 1, 1998...Presented by Jerry Burns...Other induction class members: Tommy McDonald, Anthony Munoz, Mike Singletary, Dwight Stephenson.

**JIM FINKS**

Administrator...Tulsa...22 seasons: Minnesota Vikings (1964-1973), Chicago Bears (1974-1982), New Orleans Saints (1986-1993)...Served as Vikings general manager and vice president...Hired Bud Grant in 1967 from the CFL...Finks helped the Vikings win 5 NFC Central Division crowns...Vikings appeared in Super Bowls IV and VIII under Finks' guidance...Developed Vikings, Bears and Saints, all teams with losing records, into winners...1973 NFL Executive of the Year...Long-time member of the NFL competition committee...Played DB/QB for the Pittsburgh Steelers (1949-1955)...Born August 31, 1927, in St. Louis, MO...Died May 8, 1994...Inducted posthumously into the Hall of Fame July 29, 1995...Represented by his son, Jim Finks, Jr...Presented by Edward W. McCaskey...Other induction class members: Henry Jordan, Steve Largent, Lee Roy Selmon, Kellen Winslow.



BUD GRANT

Head Coach...Minnesota...18 seasons: Minnesota Vikings (1967-1983, 1985)...NFL regular season coaching record 158-96-5...Had 10-12 mark in postseason play...Led Vikings to 11 NFC/NFL divisional championships, claiming titles in 1968-71, 1973-78, 1980...Led team to 1969 NFL title...National Football Conference Champions 1973, 1974, 1976...His Vikings teams played in Super Bowls IV, VIII, IX, XI...First person to be elected to both the Pro Football Hall of Fame and the Canadian Football League Hall of Fame (May 13, 1983)...In 28 seasons as a head coach, won a total of 290 football games...1969 NFL Coach of the Year...Came to the Vikings after a 10-year tenure (102-56-2) with the Winnipeg Blue Bombers in the Canadian Football League...Led Blue Bombers to 6 Western Conference championships...Grant brought the Bombers to 6 Grey Cups, winning the CFL Championship 4 times 1958, 1959, 1961 and 1962...Played 6 years of professional football, 2 with Philadelphia Eagles (1951-52) and 4 with the Winnipeg Blue Bombers (1953-1956)...Holds pro football record for most interceptions in a game with 5 vs. Saskatchewan (10/28/53)...Played 2 seasons with the NBA's Minneapolis Lakers (1949-1951) and won the 1949-50 NBA Championship with a 51-17 record...At an unveiling ceremony on December 1, 2014, the Vikings and the city of Minneapolis honored former Grant with a street named in his honor outside of U.S. Bank Stadium...Born May 20, 1927, in Superior, WI...Inducted

into the Pro Football Hall of Fame July 30, 1994...Presented by Sid Hartman...Other induction class members: Tony Dorsett, Jimmy Johnson, Leroy Kelly, Jackie Smith, Randy White.



ALAN PAGE

Defensive Tackle...6' 4" 225 lbs...Notre Dame...15 seasons: Minnesota Vikings (1967-1978), Chicago Bears (1978-1981)...Consensus All-America, 1966...First-round pick, 1967...Played in 236 straight games, including 4 Super Bowls (IV, VIII, IX, XI)...Named NFL Most Valuable Player 1971...Four-time NFC Defensive Player of the Year...All NFL/NFC 9 years...Played in 9 Pro Bowls...Career marks: 23 opponent fumble recoveries...Blocked 28 kicks...Recorded 148.5 sacks...Retired justice on the Minnesota Supreme Court...Remains active in the Twin Cities community through the Page Education Foundation...Born August 7, 1945, in Canton, OH...Inducted into the Hall of Fame July 30, 1988...Presented by Minneapolis public schools principal Willarene Beasley...Other HOF induction class members: Fred Biletnikoff, Mike Ditka, Jack Ham.



FRAN TARKENTON

Quarterback...6' 0" 185 lbs...Georgia...18 seasons: Minnesota Vikings (1961-66, 1972-78) New York Giants (1967-1971)...Third-round pick, 1961...An instant star with 4 TD passes coming off the bench to beat the Bears 37-13 in the 1st game in franchise history vs. Chicago (9/17/61)...Dealt to New York Giants in 1967 and back to the Vikings in 1972 in stunning trades...At retirement, led lifetime NFL passers in attempts (6,467), completions (3,686), passing yards (47,003), TD passes (342)...1975 NFL Most Valuable Player...Rushed for 3,674 yards, 32 touchdowns...Led Vikings to 3 Super Bowls (VIII, IX, XI)...A 4-time All-NFL selection...Played in 9 Pro Bowls...Born February 3, 1940, in Richmond, VA...Inducted into Hall of Fame August 2, 1986...Presented by Max Winter...Other induction class members: Paul Hornung, Ken Houston, Willie Lanier, Doak Walker.

OTHERS WHO PLAYED OR COACHED FOR THE VIKINGS IN THE PRO FOOTBALL HALL OF FAME

Player, Position, w/Vikings

Inducted HOF

Hugh McElhenny, Halfback, 1961-62	1970
Norm Van Brocklin, Head Coach, 1961-66	1971
Jim Langer, Center, 1980-81	1987
Dave Casper, Tight End, 1983	2002
Jan Stenerud, Kicker, 1984-85	1991
Tony Dungy, Defensive Coordinator, 1992-95	2016
Warren Moon, Quarterback, 1994-96	2006
Emmitt Thomas, Defensive Coordinator, 2000-2001	2008
Morten Andersen, Kicker, 2004	2017
Brett Favre, Quarterback, 2009-10	2016
Mike Singletary, LB Coach, Special Assistant to the Head Coach, 2011-13	1998



TONY DUNGY



WARREN MOON



JAN STENERUD

MINNESOTA VIKINGS RING OF HONOR

The Ring of Honor recognizes Vikings legends for their contributions to the success of the team on and off the field. Members of the Ring of Honor forever live in Vikings lore.



FRAN TARKENTON

Quarterback...6' 0" 185 lbs...Georgia...18 seasons: Minnesota Vikings (1961-66, 1972-78) New York Giants (1967-1971)...Third-round pick, 1961...An instant star with 4 TD passes coming off the bench to beat the Bears 37-13 in the 1st game in franchise history vs. Chicago (9/17/61)...Dealt to New York Giants in 1967 and back to the Vikings in 1972 in stunning trades...At retirement, led lifetime NFL passers in attempts (6,467), completions (3,686), passing yards (47,003), TD passes (342)...1975 NFL Most Valuable Player...Rushed for 3,674 yards, 32 touchdowns...Led Vikings to 3 Super Bowls (VIII, IX, XI)...A 4-time All-NFL selection...Played in 9 Pro Bowls...Member of 50 Greatest Vikings team named in 2010...Born February 3, 1940, in Richmond, VA...Inducted into the Vikings Ring of Honor on September 9, 1998.



ALAN PAGE

Defensive Tackle...6' 4" 225 lbs...Notre Dame...15 seasons: Minnesota Vikings (1967-1978), Chicago Bears (1978-1981)...First-round pick, 1967, 15th player selected...Played in 236 straight games, including 4 Super Bowls (IV, VIII, IX, XI)...Named NFL Most Valuable Player by Associated Press in 1971, the 1st defensive player to ever win the award...A 4-time NFC Defensive Player of the Year...All NFL/NFC 9 years...Played in nine Pro Bowls...Career marks: 23 opponent fumble recoveries...Blocked 28 kicks...Recorded 148.5 sacks...Leads all Vikings defensive linemen with 1,120 career tackles...Member of 50 Greatest Vikings team named in 2010...Retired in 2013 from the Minnesota Supreme Court...Active in the Twin Cities community through the Page Education Foundation...Born August 7, 1945, in Canton, OH...Inducted into the Vikings Ring of Honor on September 20, 1998.



JIM FINKS

Administrator...Tulsa...22 seasons: Minnesota Vikings (1964-1973), Chicago Bears (1974-1982), New Orleans Saints (1986-1993)...Served as Vikings general manager and vice-president...Hired Bud Grant in 1967 from the CFL...Finks helped the Vikings win 5 NFC Central Division crowns...Vikings appeared in Super Bowls IV and VIII under Finks guidance...Developed Vikings, Bears and Saints, all teams with losing records, into winners...1973 NFL Executive of the Year...Long time member of the NFL competition committee...Played DB/QB for the Pittsburgh Steelers (1949-1955)...Born August 31, 1927, in St. Louis, MO...Died May 8, 1994...inducted Vikings Ring of Honor on October 18, 1998.



BUD GRANT

Head Coach...Minnesota...18 seasons: Minnesota Vikings (1967-1983, 1985)...NFL regular season coaching record 158-96-5...Had 10-12 mark in post-season play...Led Vikings to 11 divisional championships in 1968-71, 1973-78, 1980...Led team to 1969 NFL Title...National Football Conference Champions 1973, 1974, 1976...His Vikings teams played in Super Bowls IV, VIII, IX, XI...First person to be elected to both the Pro Football Hall of Fame and the Canadian Football League Hall of Fame (May 13, 1983)...In 28 seasons as a head coach, won a total of 290 football games...1969 NFL Coach of the Year...Came to the Vikings after 10-year tenure (102-56-2) with the Winnipeg Blue Bombers of the CFL...At an unveiling ceremony on December 1, 2014, the Vikings and the city of Minneapolis honored him by naming a street Bud Grant Way near U.S. Bank Stadium...Member of 50 Greatest Vikings team named in 2010...Played 2 seasons for NBA's Minneapolis Lakers...Born May 20, 1927, in Superior, WI...Inducted into the Vikings Ring of Honor on November 8, 1998.



PAUL KRAUSE

Safety...6' 3" 200 lbs...Iowa...16 seasons: Washington Redskins (1964-1967) and Minnesota Vikings (1968-1979)...Second-round pick Redskins, 1964...Led NFL in interceptions with 12 as a rookie and was named 1st-team All Pro...In his 1st season as a Viking he intercepted passes in 6 consecutive games...Still the all-time career NFL leader in interceptions with 81...Also ranks 3rd all-time with 1,185 career yards on interception returns...His 10 interceptions in 1975 remains a club record...Played in 8 Pro Bowls...Started at safety in 4 Super Bowls (IV, VIII, IX, XI)...Voted All-NFL 4 times and All-NFC 5 times...Member of 50 Greatest Vikings team named in 2010...Born February 19, 1942, in Flint, MI...Inducted into the Vikings Ring of Honor on November 15, 1998.



FRED ZAMBERLETTI

Athletic Trainer...Iowa...43 seasons: Minnesota Vikings (1961-2003)...The first athletic trainer the Vikings had and continued working with the team as a consultant and team historian until his passing in 2018...Had never missed a Vikings pre-season, regular season, post-season or all-star game until 12/24/11 at Washington, 1,049 consecutive games...Attended his 1,000th Vikings game at Pittsburgh (10/25/09)...Did not miss a day of work in 43 seasons as the trainer with the team...Has won numerous awards in his field, including being named the Professional Athletic Trainer of the Year in 1986 and in 1996 the Vikings staff was honored as the NFL Athletic Training Staff of the Year...Athletic Training Room at TCO Performance Center named in his honor...Born May 28, 1932 in Melcher, IA...Died September 2, 2018...Inducted into the Vikings Ring of Honor on December 20, 1998.

**JIM MARSHALL**

Defensive End...6' 4" 248 lbs...Ohio State...20 seasons: Cleveland Browns (1960) and Minnesota Vikings (1961-1979)...Held NFL record for many years until broken by Brett Favre with 282 consecutive games played and started, 270 of those coming with the Vikings...Ranks 2nd in Vikings history with 127 sacks...Played in 2 Pro Bowls, following the 1968 and '69 seasons...Led or tied for team lead in sacks in each of the Vikings first 6 seasons (1961-66)...Holds NFL and Vikings record with 29 career fumble recoveries...Ranks 8th in Vikings history with 988 career tackles, ranking behind only Alan Page among defensive linemen...Joined fellow Carl Eller, Gary Larsen and Page to form the vaunted Purple People Eaters, one of the top defensive units of their era...Started at DE in 4 Super Bowls (IV, VIII, IX, XI)...Originally a 4th-round draft pick by Cleveland in 1960...Played for Saskatchewan of CFL in 1959...Member of 50 Greatest Vikings team named in 2010...Born December 30, 1937 in Danville, KY...Inducted into the Vikings Ring of Honor on November 28, 1999.

**RON YARY**

Tackle...6' 5" 255 lbs...Southern California...15 seasons: Minnesota Vikings (1968-1981), Los Angeles Rams (1982)...Drafted by Minnesota with the 1st overall pick in 1968...The first OL to be drafted #1 overall in League history...Took over the Vikings RT spot midway through the 1969 season and was a fixture there for the rest of his career...Was named All-Pro 6 consecutive times...Was All-NFC 8 straight seasons...Played in 7 Pro Bowls...Started in Super Bowls IV, VII, IX, XI...Missed only 2 games in his career with injuries due to a broken ankle in 1980...His blend of size, speed and strength was unique when he entered the League and ushered in a new era of offensive line play...Inducted to Pro Football Hall of Fame in 2001...Member of 50 Greatest Vikings team named in 2010...Born July 16, 1946, in Chicago, IL...Inducted into the Vikings Ring of Honor September 9, 2001.

**KOREY STRINGER**

Tackle...6' 5" 335 lbs...Ohio State...6 seasons: Minnesota Vikings (1995-2000)...Drafted by Minnesota with the 24th pick of the 1995 Draft...Took over the Vikings RT spot in the 2nd game of his rookie year and never relinquished the spot...Started 91 of the 93 games he played in the NFL and all 9 playoff games...Selected to the Pro Bowl following the 2000 season...Named a 2nd-Team All-Pro by College and Pro Football Newsweekly following the 1998 season...Named to the All-Rookie team by College and Pro Football Newsweekly and Football News after starting 15 of 16 games as a rookie...Born May 8, 1974, in Warren, OH...Died August 1, 2001...Inducted into the Vikings Ring of Honor November 19, 2001.

**MICK TINGELHOFF**

Center...6' 2" 237 lbs...Nebraska...17 seasons: Minnesota Vikings (1962-1978)...Played in and started 240 consecutive games, never missing a start in his 17 seasons...Named All-Pro 7 consecutive years...Played in 6 straight Pro Bowls...Named to the 1,000-Yard Club in 1969, honoring the NFL's top blocker...Started at center in four Super Bowls (IV, VIII, IX, XI)...Signed with the Vikings as a rookie free agent in 1962, taking over starting duties at C in the 2nd preseason game and never relinquishing them until his retirement following the 1978 season...Inducted into the Pro Football Hall of Fame on August 8, 2015...Member of 50 Greatest Vikings team named in 2010...Born May 22, 1940 in Lexington, NE...Inducted into the Vikings Ring of Honor November 25, 2001.

**CARL ELLER**

Defensive End...6' 5" 250 lbs...Minnesota...16 seasons: Minnesota Vikings (1964-1978), Seattle Seahawks (1979)...Played in 209 and started 201 games as a Viking, joining Jim Marshall and Mick Tingelhoff as the only players in team history to start 200+ games...Played in 225 career NFL games...Named All-Pro 5 times, including 4 straight from 1968-71...Played in 6 Pro Bowls, 1968-71, 73-74...Started at LDE in four Super Bowls (IV, VIII, IX, XI)...Vikings won the NFC Central in 10 of his final 11 seasons with the team...Vikings career record holder with 130.0 sacks...Had 1+ sack in Vikings-record 94 career games is the only Viking to post 15+ sacks in a season multiple times...Selected with the 6th overall pick in the NFL Draft in 1964...Inducted to Pro Football Hall of Fame in 2004...Member of 50 Greatest Vikings team named in 2010...Born January 25, 1942 in Winston-Salem, NC...Inducted into the Vikings Ring of Honor November 10, 2002.

**CRIS CARTER**

Wide Receiver...6' 3" 210 lbs...Ohio State...16 seasons: Philadelphia Eagles (1987-1989), Minnesota Vikings (1990-01), Miami Dolphins (2002)...Played in 188 and started 177 games as a Viking, a record among Vikings WRs...Played in 234 career NFL games...Named All-Pro 4 times...Played in 8 straight Pro Bowls, 1993-00...Caught a pass in Vikings-record 111 straight games...Holds Vikings records for catches (1,004), receiving TDs (110) and receiving yards (12,383)...Ranks 2nd in Vikings history with 40 career 100-yard receiving games...Named to NFL's Team of the Decade for the 1990s...Recipient of the Byron "Whizzer" White Award by the NFLPA and the NFL Walter Payton Man of the Year Award in 1999...Claimed by Vikings off waivers from Philadelphia in 1990...Inducted to Pro Football Hall of Fame in 2013...Member of 50 Greatest Vikings team named in 2010...Selected by Philadelphia in 4th round of 1987 supplemental draft...Born November 25, 1965 in Troy, OH...Inducted into the Vikings Ring of Honor September 14, 2003.

**BILL BROWN**

Running Back...5' 11" 230 lbs...Illinois...14 seasons: Chicago Bears (1961), Minnesota Vikings (1962-74)...Ranks 2nd in Vikings history in rushing attempts with 1,627...Tied with Chuck Foreman for 2nd in team history with 52 career rushing TDs...Ranks 4th in Vikings history with 5,757 career rushing yards...Ranks 4th in team history for career combined net yards with 9,237...Selected to 4 Pro Bowls, 1964, '65, '67, '68...Played in Super Bowl IV, VIII and IX...Final game of career was Super Bowl IX vs. Pittsburgh...Led Vikings in rushing 4 times, 1964-66, '68...Led team in receiving in 1964...Played in 180 career games with 111 games started as a Viking, most by a RB in team history...Drafted in 2nd-round by Chicago in 1961...Obtained by Vikings via trade in 1962...Son-in-law is former NFL MVP Rich Gannon...During playing career, spent a 6-week tour visiting troops in Vietnam...Member of 50 Greatest Vikings team named in 2010...Born June 29, 1938 in Mendota, IL...Died November 4, 2018...Inducted into the Vikings Ring of Honor September 26, 2004.

**JERRY BURNS**

Head Coach/Offensive Coordinator...Michigan...24 seasons: Minnesota Vikings (1968-85 Offensive Coordinator, 1986-91 Head Coach)...NFL regular season coaching record 52-43...Had 3-3 mark in postseason play...Served as Vikings' Offensive Coordinator for 18 seasons (1968-85)...Led Vikings to NFC Championship in 1987, earning upset wins over New Orleans and San Francisco along the way...First coach in Vikings history to have a winning record in his 1st season (9-7 in '86)...As offensive coordinator, helped Vikings to 4 Super Bowl appearances and 11 Central Division titles...Was part of 15 playoff teams during his 24 seasons with Minnesota...Coached in Super Bowl I and II with the Green Bay Packers as their defensive backs coach (1966-67)...Head coach at University of Iowa from 1961-65...Played QB for Michigan on the 1950 Rose Bowl team...Born January 27, 1927, in Detroit, MI...Inducted into the Vikings Ring of Honor on November 6, 2005.

**RANDALL MCDANIEL**

Guard...6' 3" 287 lbs...Arizona State...14 seasons: Minnesota Vikings (1988-99), Tampa Bay Buccaneers (2000-01)...Started 12 consecutive Pro Bowls (1989-2000), setting an NFL record...Started 202 consecutive games in his career...Blocked for five 1,000-yard rushers in his career and four 3,000-yard passers...Earned spot on Pro Football Hall of Fame's Team of the Decade for the 1990s...His 190 games played as a Viking is tied for 7th in team history with offensive tackle Grady Alderman...Inducted to Pro Football Hall of Fame in 2009...Selected with the 19th overall pick in the 1988 NFL Draft Member of 50 Greatest Vikings team named in 2010...Born December 19, 1964, in Phoenix, AZ...Inducted into the Vikings Ring of Honor on December 17, 2006.

**CHUCK FOREMAN**

Running Back...6' 2" 210 lbs...Miami (Fla.)...8 seasons: Minnesota Vikings (1973-79), New England Patriots (1980)...Named to 5 straight Pro Bowls (1973-77)...Team's 3rd-leading all-time rusher with 5,879 yards and tied for 2nd in team history with 52 rushing TDs...Named NFC Rookie of the Year in 1973...Integral part in the Vikings' appearance in 3 Super Bowls...Posted 17 career 100-yard games...Selected with the 12th overall pick in the 1973 NFL Draft...Member of 50 Greatest Vikings team named in 2010...Born October 26, 1950, in Frederick, MD...Inducted into the Vikings Ring of Honor on September 30, 2007.

**JOHN RANDLE**

Defensive Tackle...6' 1" 283 lbs...Texas A&I...14 seasons: Minnesota Vikings (1990-2000), Seattle Seahawks (2001-03)...Inducted into the Pro Football Hall of Fame on August 7, 2010...Started 6-straight Pro Bowls for the NFC (1993-98) and went to the Pro Bowl with the Seahawks in 2001...Named to NFL Team of the Decade for the 1990s...Led or tied for the team lead 9 times in his 11 Vikings seasons and had 10+ sacks in 8 straight seasons from 1993-2000...Started 150 of the 176 games he played for the Vikings...His 114.0 sacks ranks 3rd in Vikings history and most by DT...Signed as an undrafted free agent in 1990...Inducted into College Football Hall of Fame for his Texas A&I career...Member of 50 Greatest Vikings team named in 2010...Born December 12, 1967, in Hearne, TX...Inducted into the Vikings Ring of Honor on November 30, 2008.

**SCOTT STUDWELL**

Linebacker...6' 2" 230 lbs...Illinois...40 seasons: Minnesota Vikings player (1977-1990), staff/personnel (1991-2016)...Spent the last 20+ seasons as a member of the Vikings scouting department, serving as the Director of College Scouting since 2002...Member of the Vikings' 25th and 40th Anniversary All-Time Teams and 50 Greatest Vikings team named in 2010...Holds team records for career tackles (1,981), season tackles (230 in 1981) and tackles in a game (24 vs. Detroit in 1985)...Has 2nd-most tackles with one organization in NFL history (Ray Lewis)...Participated in 202 games and 12 playoff games...Pro Bowler in 1987 and '88...Ed Block Courage Award winner in 1987...Drafted in the 9th round from Illinois in 1977...Named to Illinois' All-Century Team in 1990...Born August 27, 1954, in Evansville, IN...Inducted into the Vikings Ring of Honor on November 29, 2009.

**CHRIS DOLEMAN**

Defensive End...6' 5" 262 lbs...Illinois...15 seasons: Minnesota Vikings (1985-93, '99), Atlanta Falcons (1994-95), San Francisco 49ers (1996-98)...Ranks 4th in NFL history with 150.5 career sacks...Selected to 8 Pro Bowls, 6 with the Vikings (1987-90, '92-93) and 1 each with Atlanta and San Francisco...Named to NFL's Team of the Decade for 1990s...Led NFL with 21.0 sacks in 1989, tied for the 4th-most in NFL history in a single season and 2nd in Vikings history...Originally selected with #4 overall pick in 1985 Draft by Vikings...Played and started 17 career playoff games...Member of 50 Greatest Vikings team named in 2010...Born October 16, 1961, in Indianapolis, IN...Died January 28, 2020...Inducted into the Vikings Ring of Honor on November 29, 2009.

**MATT BLAIR**

Linebacker...6' 5" 232 lbs...Iowa State...12 seasons: Minnesota Vikings (1974-85)...Played in 160 career games (130 starts) for the Vikings and still ranks 2nd in team history with 1,452 career tackles...Was a part of Vikings playoff teams in six of his opening seven seasons with the team and played on the Vikings Super Bowl IX and XI teams...Named to 6 straight Pro Bowls from 1977-82 and was selected All-Pro in 1982...Holds the Vikings record with 20 blocked kicks, notching 2 blocks in a single game 3 times...His 23.0 sacks and 16 INTs also rank as the most by a Vikings LB...Only Scott Studwell and Roy Winston played more games as at LB...Originally a 2nd round draft pick (#51) in 1974...Member of 50 Greatest Vikings team...Born September 20, 1950 in Hilo, Hawaii...Died October 22, 2020...Inducted into Vikings Ring of Honor on October 25, 2012.

**JOEY BROWNER**

Safety...6' 2" 221 lbs...Southern California...10 seasons: Minnesota Vikings (1983-91), Tampa Bay Buccaneers (1992)...Played in 138 games as a Viking, the 2nd-most by a DB...His 37 career INTs are 4th in team history...Posted 1,098 career combined defensive and special teams stops (987 defensive, 111 special teams)...His 9.5 career sacks are the most by a Vikings DB, his 18 career forced fumbles leads all Vikings DBs, his total tackles are 5th by a Viking and #1 by a Vikings DB...Went to 6 straight Pro Bowls from 1985-90...3-time AP All-Pro honoree...Named to the NFL's Team of the Decade for the 1980s...Member of the 50 Greatest Vikings team...Named to All-Metrodome Team in 2013...Led the team in tackles in 1986 and '87 and was a key element to the Vikings ranking #1 in NFL total defense in 1988 and '89...Drafted in 1983, was the 19th selection of the 1st round, the 1st Vikings DB to be drafted in the 1st round...Inducted into the Vikings Ring of Honor on October 27, 2013.

**RANDY MOSS**

Wide Receiver...6' 4" 198 lbs...Marshall...14 seasons: Minnesota Vikings (1998-04, '10), Oakland Raiders (2005-06), New England Patriots (2007-10), Tennessee Titans (2010), San Francisco 49ers (2012)...Played in 213 career games with 193 starts, 113 and 108 of those with the Vikings...Ranks 2nd in NFL history with 156 TD catches and 3rd with 15,292 yards receiving and ranks 2nd in Vikings history for receptions (587), yards (9,316) and receiving TDs with 92...Holds NFL record with 23 TD catches in 2007...Went to 6 Pro Bowls, including 5 with the Vikings (1998, '99, '00, '02, '03) and earned 3 of his 4 career All-Pro honors as a Viking (1998, '00, '03)...Named to the NFL's Team of the Decade for the 2000s...Member of the 50 Greatest Vikings team...Named NFL Rookie of the Year in 1998 and set NFL record for TD catches by a rookie with 17...Tied Vikings season record with 17 TDs twice...Holds Vikings record with 41 career 100-yard receiving games and ranks 2nd in NFL history with 64...Ranks 2nd in NFL history with 10 career 1,000-yard seasons and ranks 2nd in Vikings history with 6...Drafted in 1998, was the 21st selection of the 1st round...Born February 13, 1977...Inducted in the Ring of Honor on September 11, 2017...Inducted to Pro Football Hall of Fame in 2018.

**AHMAD RASHAD**

Wide Receiver...6' 2" 200 lbs...Oregon...10 seasons: St. Louis Cardinals (1972-73), Buffalo Bills (1974-75) Minnesota Vikings (1976-82)...Played in 98 games with 95 starts as a Viking...The 1st Vikings WR to notch back-to-back 1,000-yard seasons in 1979-80...Went to 4 straight Pro Bowls as a Viking from 1978-81 and was Pro Bowl MVP in 1978...Holds Vikings record with 4 receiving TDs in a game, set vs. San Francisco (9/2/79)...Led Vikings in receiving in 1977, '79 and '80, leading the NFC in 1977 and '79...Tied with Randy Moss for 2nd in Vikings history with 6 seasons of 50+ receptions, trailing only Cris Carter's 11...As a Viking, caught 400 passes for 5,489 yards and 34 TDs...Hauled in 46-yard Hail Mary pass from Tommy Kramer to beat the Cleveland Browns as time expired at Met Stadium (12/14/80) and secure a Vikings playoff berth...Member of the 50 Greatest Vikings team...Drafted in 1972, was the 4th selection of the 1st round...Born November 19, 1949...Inducted in the Vikings Ring of Honor on October 1, 2017.

**DENNIS GREEN**

Head Coach...Iowa...13 seasons: Minnesota Vikings (1992-2001), Arizona Cardinals (2004-06)...Coached 171 regular season and playoff games with the Vikings, going 101-70, including 97-62 mark in regular season play, the 2nd-most wins in franchise history behind Bud Grant...Earned 8 playoff berths in 10 seasons and suffered 1 losing season...Won the NFC Central title 4 times- 1992, '94, '98 and '00...Advanced to NFC Championship Game in 1998 and 2000...Named Coach of the Year in 1998 by Sports Illustrated and Maxwell Club and in 1992 by Washington Touchdown Club...Pioneered the "Community Tuesday" concept to get players involved in charitable endeavors on their day off during the season, a concept that spread across the NFL and has been adopted league-wide...Served as head coach at Northwestern (1981-85) and Stanford (1989-91)...Native of Harrisburg, PA...Born February 17, 1949...Died July 22, 2016...Inducted into Vikings Ring of Honor September 23, 2018.

**STEVE JORDAN**

Tight End...Brown...13 seasons: Minnesota Vikings (1982-94)...Played in 176 games for the Vikings with 149 starts...Originally selected in the 7th round (#179 overall) of the 1982 Draft out of Ivy League school Brown...Ranks 3rd in Vikings history with 498 catches, trailing only Hall of Famers Cris Carter and Randy Moss...Holds Vikings records for TEs in catches (498) and receiving yards (6,307)...Caught 28 TD passes...Was selected to 6 consecutive Pro Bowls (1986-91), then only offensive players in team history with more Pro Bowls are Randall McDaniel (11), Cris Carter (8), Ron Yary (7) and Adrian Peterson (7)...In his final 9 seasons, Jordan went to 6 Pro Bowls, made 6 playoff appearances, won 3 NFC Central titles, went to the 1987 NFC Championship game and suffered 1 losing season...At the time of his retirement, only Ozzie Newsome and Kellen Winslow had caught more passes as an NFL TE than Jordan's 498...Native of Phoenix, AZ...Born January 10, 1961...Inducted into Vikings Ring of Honor October 24, 2019.



The Vikings Ring of Honor welcomed Ahmad Rashad into the elite group in 2017. Pictured (L-R) are Randall McDaniel, Paul Krause, Carl Eller, Matt Blair, Fred Zamberletti, Chris Doleman, Jim Marshall, Ahmad Rashad, Jerry Burns, Chuck Foreman, John Randle and Scott Studwell.

VIKINGS ALL-TIME NFC PLAYERS OF THE WEEK

YEAR	PLAYER	HONOR	OPPONENT	PERFORMANCE
1984	Jan Stenerud, K	Off.	@ Detroit, 9/23	5/5 FGs, 2/2 PAT, 17 pts
1985	Rufus Bess, CB	Def.	vs. San Francisco, 9/8	10 tackles, 3 FF, FR, INT
1986	Tommy Kramer, QB	Off.	vs. Green Bay, 9/28	16-of-25, 241 yds, 6 TD
1986	Gerald Robinson, DE	Def.	vs. Chicago, 10/19	6 tackles, 2.5 sacks
1986	Wade Wilson, QB	Off.	vs. New Orleans, 10/20	24-of-39, 361 yds, 3 TD
1987	Wade Wilson, QB	Off.	@ LA Rams, 9/20	17-of-38, 285 yds, 3 TD
1987	Chris Doleman, DE	Def.	vs. LA Raiders, 11/8	3 tackles, 2 sacks, 2 FF, PD
1988	Wade Wilson, QB	Off.	@ Tampa Bay, 10/23	22-of-30, 335 yds, 3 TD
1988	Carl Lee, CB	Def.	vs. New Orleans, 12/4	3 tackles, INT (TD), 5 PD
	Jesse Solomon, LB	Def.	vs. New Orleans, 12/4	5 tackles, sack, INT (TD), PD
1989	Keith Millard, DT	Def.	vs. Detroit, 10/8	7 tackles, 3 sacks, INT, PD
1989	Mike Merriweather, LB	Def.	@ Detroit, 10/22	6 tackles, 2 sacks, INT, FF, FR
1989	Rich Karlis, K	Off.	vs. LA Rams, 11/5	7/7 FGs, 21 pts
1989	Chris Doleman, DE	Def.	vs. Atlanta, 12/10	5 tackles, 4 sacks, 2 FF, PD
1989	Chris Doleman, DE	Def.	vs. Cincinnati, 12/25	5 tackles, 3.5 sacks, FR
1990	Al Noga, DE	Def.	vs. Green Bay, 12/2	3 tackles, sack, FF, FR (TD)
1991	Anthony Carter, WR	Off.	vs. San Francisco, 9/15	3 rec, 71 yds, TD, 46t lg
1991	Chris Doleman, DE	Def.	vs. Phoenix, 10/13	8 tackles, 2 sacks, 2 FF, FR
1991	Terry Allen, RB	Off.	vs. Tampa Bay, 11/3	14 att, 127 yds, 2 TD, 55t lg
1992	Chris Doleman, DE	Def.	@ Green Bay, 9/6	7 tackles, 2 sacks, 3 FF, FR
1992	Rich Gannon, QB	Off.	@ Cincinnati, 9/27	25-of-32, 318 yds, 4 TD
1992	Jack Del Rio, LB	Def.	@ Chicago, 11/2	7 tackles, 2 INT (83t), 2 PD, FF
1992	Mike Merriweather, LB	Def.	@ Tampa Bay, 11/8	12 tackles
1992	Audray McMillian, CB	Def.	vs. Cleveland, 11/22	5 tackles, 3 INT (25t), 3 PD
1992	Vencie Glenn, S	Def.	vs. Green Bay, 12/27	2 tackles, 3 INT, 3 PD
1993	John Randle, DT	Def.	@ Chicago, 10/25	7 tackles, 3.5 sacks
1994	Warren Moon, QB	Off.	vs. Miami, 9/25	26-of-37, 326 yds, 3 TD, 44 lg
1994	Fuad Revez, K	S.T.	@ Tampa Bay, 10/30	5/5 FG, 3/3 PAT, 48 lg, 18 pts
1994	Warren Moon, QB	Off.	vs. New Orleans, 11/6	33-of-57, 420 yds, 3 TD, 59 lg
1994	Cris Carter, WR	Off.	vs. Chicago, 12/1	9 rec, 124 yds, 2 TD (65t in OT)
1994	Jack Del Rio, LB	Def.	@ Buffalo, 12/10	5 tackles, sack, INT
1994	John Randle, DT	Def.	vs. San Francisco, 12/26	2 tackles, 2 sacks, FF, FR
1995	Fuad Revez, K	S.T.	vs. Detroit, 9/10	2/2 FG, 2/2 PAT, 8 pts
1995	Orlando Thomas, S	Def.	@ Pittsburgh, 9/24	8 tackles, 2 INT (45t), 2 PD
1995	Jeff Brady, LB	Def.	vs. Green Bay, 11/5	6 tackles, sack, INT, 2 PD
1996	Jeff Brady, LB	Def.	vs. Detroit, 9/1	4 tackles, 2 INT, 3 PD
1996	Brad Johnson, QB	Off.	@ Atlanta, 9/8	15-of-26, 275 yds, 2 TD, 71 lg
1996	John Randle, DT	Def.	vs. Green Bay, 9/22	3 tackles, 2 sacks, 2 FF
1996	Brad Johnson, QB	Off.	vs. Arizona, 12/1	19-of-26, 238 yds, 4 TD
1996	Fernando Smith, DE	Def.	@ Detroit, 12/8	3 tackles, 2 sacks
1997	Eddie Murray, K	S.T.	@ Arizona, 10/5	2/2 FG, 2/2 PAT, 49 lg, 10 pts
1998	Gary Anderson, K	S.T.	vs. Detroit, 9/20	5/5 FG, 2/2 PAT, 42 lg, 11 pts
1998	Randall Cunningham, QB	Off.	@ Chicago, 9/27	16-of-25, 275 yds, 4 TD, 67t lg
1998	Randall Cunningham, QB	Off.	@ Green Bay, 10/5	20-of-32, 442 yds, 4 TD, 56t lg
1998	Robert Smith, RB	Off.	@ Detroit, 10/25	19 att, 134 yds, TD, 57t lg
1998	Mitch Berger, P	S.T.	vs. Cincinnati, 11/15	4 punts, 55.8 avg, 2 in20, 66 lg, 4 KO TB
1998	Mitch Berger, P	S.T.	vs. Green Bay, 11/22	3 punts, 54.3 avg, 2 in20, 56 lg, 5 KO TB
1998	Randy Moss, WR	Off.	vs. Green Bay, 11/22	8 rec, 153 yds, TD, 49t lg
1998	Randy Moss, WR	Off.	@ Dallas, 11/26	3 rec, 163 yds, 3 TD, 56t lg
1998	Randall Cunningham, QB	Off.	vs. Chicago, 12/6	21-of-31, 349 yds, 4 TD, 64 lg
1998	Gary Anderson, K	S.T.	@ Baltimore, 12/13	6/6 FG, 2/2 PAT, 46 lg, 20 pts
1999	John Randle, DT	Def.	vs. Tampa Bay, 10/3	4 tackles, 2 sacks, FF, FR, PD
1999	Jeff George, QB	Off.	vs. San Fran., 10/24	15-of-28, 250 yds, 3 TD, 80t lg
1999	Cris Carter, WR	Off.	@ Denver, 10/31	8 rec, 144 yds, 2 TD, 37t lg
1999	Randy Moss, WR	Off.	@ Chicago, 11/14	12 rec, 204 yds, 44lg
1999	Cris Carter, WR	Off.	vs. San Diego, 11/28	11 rec, 136 yds, 2 TD, 34t lg
1999	Mitch Berger, P	S.T.	vs. Green Bay, 12/20	6 punts, 46.8 avg, 2 in20, 57 lg, 2 TB
1999	Moe Williams, RB	S.T.	@ NY Giants, 12/26	1 KR, 85 yds, 85t lg
1999	John Randle, DT	Def.	vs. Detroit, 1/2/00	3 tackles, 2 sacks, FF
2000	Daunte Culpepper, QB	Off.	vs. Tampa Bay, 10/9	15-of-19, 231 yds, 2TD, 7 att, 35 yds, TD
2000	Gary Anderson, K	S.T.	vs. Buffalo, 10/22	3/3 FG, 2/2 PAT, 38 lg, 11 pts
2000	Daunte Culpepper, QB	Off.	vs. Carolina, 11/19	22-of-29, 357 yds, 3 TD, 53t lg
2000	Mitch Berger, P	S.T.	vs. Detroit, 11/30	5 punts, 49.2 avg, 60 lg, 1 in20, 1 KO TB
2001	Randy Moss, WR	Off.	vs. NY Giants, 11/19	10 rec, 171 yds, 3 TD, 57t lg
2001	Todd Bouman, QB	Off.	vs. Tennessee, 12/9	21-of-31, 348 yds, 4 TD, 73t lg, 131.5 PR
2002	Michael Bennett, RB	Off.	vs. Green Bay, 11/17	20 att, 130 yds, 62 lg
2002	Daunte Culpepper, QB	Off.	@ New Orleans, 12/15	26-of-36, 312 yds, 2 TD, 7att, 73 yds, 2 TD, 2pt. run
2002	Gary Anderson, K	S.T.	vs. Miami, 12/21	2/2 FG, 2/2 PAT, 53 lg, 8 pts
2003	Corey Chavous, S	Def.	@ Green Bay, 9/7	7 tackles, 2 INT, 2 PD
2003	Lance Johnstone, DE	Def.	vs. Denver, 10/19	3 tackles, 1.5 sacks, INT (TD), 2 PD
2003	Brian Williams, CB	Def.	vs. Detroit, 11/23	4 tackles, 3 INT (1 TD), 3 PD
2004	Daunte Culpepper, QB	Off.	vs. Dallas, 9/12	17-of-23, 242 yds, 3 TD, 63t lg, 147.1 PR
2004	Daunte Culpepper, QB	Off.	vs. Chicago, 9/26	19-of-30, 360 yds, 3 TD, 63 lg, 127.1 PR; 5 att, 13 yds, 1 TD
2004	Daunte Culpepper, QB	Off.	@ New Orleans, 10/17	26-of-37, 425 yds, 5 TD, 46 lg, 125.6 PR
2004	Kevin Williams, DT	Def.	vs. Jacksonville, 11/28	6 tackles, 1 sack, FR (TD)
2004	Daunte Culpepper, QB	Off.	@ Detroit, 12/19	25-of-35, 404 yds, 3 TD, 82t lg, 126.4 PR
2005	Daunte Culpepper, QB	Off.	vs. Green Bay, 10/23	23-of-31, 280 yds, 3 TD, 29 lg, 123.1 PR
2005	Darren Sharper, S	Def.	@ N.Y. Giants, 11/13	4 tackles, 3 INT, 5 PD, 1 TD
2006	Ryan Longwell, K	S.T.	vs. Carolina, 9/17	16-yard TD pass, 3/4 FG, 10 pts
2006	Cedric Griffin, CB	Def.	@ Detroit, 12/10	3 tackles, FF, FR, INT, PD
2007	Adrian Peterson, RB	Off.	@ Chicago, 10/14	20 att., 224 yds, 3 TD, 73t long
2007	Adrian Peterson, RB	Off.	vs. San Diego, 11/4	30 att., 296 yds, 3 TD, 64t long
2007	Dwight Smith, S	Def.	@ N.Y. Giants, 11/25	6 tackles, 2 INT (1 TD), 2 PD
2007	Aundrea Allison, WR	S.T.	vs. Detroit, 12/2	3 KR, 144 yds, 104t long, 1 TD
2008	Antoine Winfield, CB	Def.	@ New Orleans, 10/6	8 tackles, 4 TFL, 1 sack, 1FF, 1FR, returned blocked FG for TD
2008	Adrian Peterson, RB	Off.	vs. Green Bay, 11/9	30 att., 192 yds, 1 TD, 29t long

2008	Jared Allen, DE	Def.	vs. Chicago, 11/30	9 tackles, 2.5 sacks, 2 QB hurries
2008	Tarvaris Jackson, QB	Off.	at Arizona, 12/14	11-of-17, 163 yds, 4 TD, 0 INT, 135.5 rating
2008	Ryan Longwell, K	S.T.	vs. NY Giants, 12/28	2-for-2 FG, 50-yd game-winner, 2-2 PAT
2009	Chad Greenway, LB	Def.	at Detroit, 9/20	4 tackles, 2 INT, 1 FR
2009	Percy Harvin, WR/KR	S.T.	vs. San Francisco, 9/27	4 KOR, 180 yards, 101-yard TD
2009	Brett Favre, QB	Off.	vs. Green Bay, 10/5	24-of-31, 271 yards, 3 TD, 0 INT, 135.3 rating
2009	Brett Favre, QB	Off.	at Green Bay, 11/1	17-of-28, 244 yards, 4 TD, 0 INT, 128.6 rating
2009	Sidney Rice, WR	Off.	vs. Detroit, 11/15	7 rec., 201 yards, 28.7 avg., 56 lng
2009	Brett Favre, QB	Off.	vs. N.Y. Giants, 1/3/10	25-of-31, 316 yards, 2 TD, 0 INT, 148.7 rating
2010	Adrian Peterson, RB	Off.	vs. Detroit, 9/26	23 att., 160 yards, 2 TD, 80t lng
2010	Percy Harvin, WR/KR	S.T.	vs. Dallas, 10/17	3 ret., 134 yards, 1 TD, 44.7 avg., 95t lng
2010	Chris Kluwe, P	S.T.	vs. Arizona, 11/7	4 punts, 191 yards, 47.8 avg., 56 lng, 4 Inside 20
2010	Antoine Winfield, DB	Def.	at Philadelphia, 12/28	9 tkls., 2 sacks, 1 TFL, 1 FF, 1 FR, returned FF/FR for TD
2011	Adrian Peterson, RB	Off.	vs. Arizona, 10/9/11	29 att., 122 yards, 3 TD, 24t lng
2012	Blair Walsh, K	S.T.	vs. Jacksonville, 9/9	4-of-4 FGs, OT forcing 55-yard FG, GW 38-yard FG in OT
2012	Adrian Peterson, RB	Off.	vs. Arizona, 10/21	23 att., 153 yards, 1 TD, 27 lng
2012	Adrian Peterson, RB	Off.	vs. Chicago, 12/9	31 att., 154 yards, 2 TD, 51 lng
2012	Blair Walsh, K	S.T.	at St. Louis, 12/16	5-of-5 FGs, Tied NFL record with 3 50+ yard FGs (50,53,51)
2012	Blair Walsh, K	S.T.	vs. Green Bay, 12/30	3-of-3 FGs, GW 29-yard FG to clinch a playoff berth
2013	Cordarrelle Patterson, WR/KR	S.T.	vs. Green Bay, 10/27	NFL record 109-yard KOR TD, 5 KOR, 22 yards
2013	Blair Walsh, K	S.T.	vs. Green Bay, 11/24	4-of-4 FGs, Game tying 35-yard FG in OT
2014	Anthony Barr, LB	Def.	at Tampa Bay, 10/26	9 tkls., 1 sack, 1 FF, returned fumble 27 yards in OT for GW TD
2014	Adam Thielen, WR	S.T.	vs. Carolina, 11/30	Blocked punt and returned 30 yards for TD, 2 STT
2015	Marcus Sherels, PR/CB	S.T.	at Chicago, 11/1	3 PR, 77 yards, 77-yard TD
2015	Linval Joseph, DT	Def.	vs. St. Louis, 11/8	10 tkls (7 solo), 0.5 sacks, 3 TFLs and 2 QB hurries
2015	Terence Newman, CB	Def.	at Oakland, 11/15	4 tkls, 2 INTs and career-high 5 passes defended
2015	Blair Walsh, K	S.T.	vs. NY Giants, 12/27	5-of-5 FGs and scored 19 points
2015	Everson Griffen, DE	Def.	at Green Bay, 1/3/16	6 tkls, 2.0 sacks and a FF that was returned for TD
2016	Eric Kendricks, LB	Def.	at Tennessee, 9/11	7 tkls, 1 TFL, 1 PD, 1 INT returned 77 yards for TD
2016	Stefon Diggs, WR	Off.	vs. Green Bay, 9/18	9 rec., 182 yards, 1 TD
2016	Everson Griffen, DE	Def.	at Carolina, 9/25	3.0 sacks, 4 tkls, 3.0 TFL
2016	Xavier Rhodes, CB	Def.	vs. Arizona, 11/20	2 INTs, returned 1 for 100yd TD, 3 tkls
2017	Sam Bradford, QB	Off.	vs. New Orleans, 9/11	27-of-32, 84.4%, 346 yards, 3 TD, 0 INT, 143.0 rating
2017	Kai Forbath, K	S.T.	vs. Baltimore, 10/22	6-of-6 FGs (52, 51, 43, 43, 34, 32), 18 points
2017	Harrison Smith, S	Def.	at Green Bay, 12/23	7 tkls, 2 INT, 1 QBH, 16-0 win 1st Vikings shutout since 1993
2018	Harrison Smith, S	Def.	vs. San Francisco, 9/9	8 tkls, 1.0 sack, 2 TFL
2018	Danielle Hunter, DE	Def.	vs. Detroit, 11/11	9 tkls, 3.5 sacks, 3 TFL, 1 FR TD (32 yds)
2018	Dalvin Cook, RB	Off.	vs. Miami, 12/16	19 att., 136 yards, 2 TDs, 1 rec., 27 yards
2019	Anthony Harris, S	Def.	vs. Atlanta, 9/8	2 INTs, 1 FR, 5 tkls
2019	Dan Bailey, K	S.T.	at NY Giants, 10/6	4-of-4 FGs (31, 48, 32, 45), 14 points
2019	Dan Bailey, K	S.T.	vs. Washington, 10/24	4-of-4 FGs (50, 29, 27, 40), 13 points
2019	Dalvin Cook, RB	Off.	at Dallas, 11/10	26 att., 97 yards, 1 TD, 7 rec., 86 yards
2019	Danielle Hunter, DE	Def.	vs. Detroit, 12/8	7 tkls, 3.0 sacks, 3 TFL, 4 QBH
2019	Dan Bailey, K	S.T.	at LA Chargers, 12/15	4-of-4 FGs (26, 44, 38, 27) 15 points
2020	Mike Boone, RB	S.T.	at Houston, 10/4	1 FF, 1 tkl
2020	Dalvin Cook, RB	Off.	at Green Bay, 11/1	30 att., 163 yards, 3 TD, 2 rec., 63 yards, 1 TD
2020	Dalvin Cook, RB	Off.	vs. Detroit, 11/8	22 att., 206 yards, 2 TD, 2 rec., 46 yards
2020	Kirk Cousins, QB	Off.	vs. Carolina, 11/29	34-of-45, 75.5%, 307 yards, 3 TD, 0 INT, 115.7 rating

VIKINGS ALL-TIME NFL PLAYOFF PLAYERS OF THE WEEK

YEAR	PLAYER	HONOR	ROUND	OPPONENT/PERFORMANCE
1997	Eddie Murray, K	Special Teams	Wild Card	@ NY Giants; 3-3 FG, 2-2 XP, 11 points
1998	Robert Griffith, S	Defense	Divisional	vs. Arizona; 6 tackles, 2 interceptions
1999	Robert Smith, RB	Offense	Wild Card	vs. Dallas; 28 att., 140 yds., 3 rec., 58 yds, 1 TD
2000	Daunte Culpepper, QB	Offense	Divisional	vs. New Orleans; 17-31-302 yds., 3 TDs
2004	Antoine Winfield, CB	Defense	Wild Card	@ Green Bay; 13 tackles, 1 INT, 1 PD



Vikings QB Tarvaris Jackson earned NFC Offensive Player of the Week honors for his game at Arizona on 12/14/08, throwing a career-best 4 TDs in a 35-14 win that helped propel the club to the 2008 NFC North title.

VIKINGS ALL-TIME NFC PLAYERS OF THE MONTH

YEAR	PLAYER	HONOR	MONTH
1986	Doug Martin, DE	Defense	September
1989	Keith Millard, DT	Defense	October
1992	Chris Doleman, DE	Defense	December
1993	Chris Doleman, DE	Defense	Dec./Jan.
1994	Jack Del Rio, LB	Defense	September
1994	Anthony Parker, CB	Defense	October
1994	John Randle, DT	Defense	December
1994	Fuad Revez, K	Special Teams	December
1995	Warren Moon, QB	Offense	November
1996	John Randle, DT	Defense	September
1997	Jake Reed, WR	Offense	September
1997	John Randle, DT	Defense	October
1998	Randall Cunningham, QB	Offense	October
1998	Mitch Berger, P	Special Teams	November
1998	John Randle, DT	Defense	December
1999	Mitch Berger, P	Special Teams	September
1999	Cris Carter, WR	Offense	November
1999	John Randle, DT	Defense	December
2000	Robert Smith, RB	Offense	November
2000	Mitch Berger, P	Special Teams	December
2003	Daunte Culpepper, QB	Offense	September
2004	Daunte Culpepper, QB	Offense	October
2005	Chris Kluwe, P	Special Teams	September
2005	Darren Sharper, S	Defense	November
2009	Brett Favre, QB	Offense	November
2011	Jared Allen, DE	Defense	October
2012	Percy Harvin, KR	Special Teams	September
2012	Adrian Peterson, RB	Offense	December
2012	Blair Walsh, K	Special Teams	December
2013	Cordarrelle Patterson, WR/KR	Special Teams	September
2014	Everson Griffen, DE	Defense	October
2015	Adrian Peterson, RB	Offense	November
2017	Everson Griffen, DE	Defense	October
2017	Case Keenum, QB	Offense	November
2019	Kirk Cousins, QB	Offense	October
2020	Dalvin Cook	Offense	November



Jack Del Rio

VIKINGS ALL-TIME NFL ROOKIES OF THE MONTH

YEAR	PLAYER	HONOR	MONTH
1997	Dwayne Rudd, LB	Defense	December
1998	Randy Moss, WR	Offense	November
2003	Kevin Williams, DT	Defense	December
2007	Adrian Peterson, RB	Offense	September
2007	Adrian Peterson, RB	Offense	October
2009	Percy Harvin, WR	Offense	November
2013	Cordarrelle Patterson, WR	Offense	December
2015	Eric Kendricks, LB	Defense	October



Percy Harvin



Warren Moon

VIKINGS ALL-TIME HONORS

NFL MVP

- 1971-Alan Page, DT (AP)
 1975-Fran Tarkenton, QB (AP, NEA, PF, TSN, Maxwell Club)
 1998-Randall Cunningham, QB (Miller Lite, Maxwell Club)
 2008-Adrian Peterson, RB (Maxwell Club)
 2012-Adrian Peterson, RB (AP, Maxwell Club, PF, PF/WA)

ALL-PRO

- 1963-Tommy Mason, HB (AP, UPI, NEA)
 1964-Mick Tingelhoff, C (AP, UPI)
 1965-Mick Tingelhoff, C (AP, UPI, NEA)
 1966-Mick Tingelhoff, C (AP, UPI, NEA)
 1967-Mick Tingelhoff, C (UPI)
 1968-Mick Tingelhoff, C (AP, UPI, NEA); Carl Eller, DE (AP, UPI, NEA)
 1969-Mick Tingelhoff, C (AP, UPI, NEA); Carl Eller, DE (AP, UPI, NEA); Alan Page, DT (UPI)
 1970-Alan Page, DT (AP, NEA, PF, WA); Carl Eller, DE (AP, NEA, PF, WA); Mick Tingelhoff, C (PF, WA)
 1971-Alan Page, DT (AP, NEA, PF, WA); Carl Eller, DE (AP, NEA, PF, WA); Ron Yary, T (AP, NEA, PF, WA); Paul Krause, DB (NEA)
 1972-Ron Yary, T (AP)
 1973-Carl Eller, DE (PF, WA, AP, NEA); John Gilliam, WR (NEA); Alan Page, DT (AP, PF, WA); Fran Tarkenton, QB (NEA); Ron Yary, T (AP, PF, WA, NEA)
 1974-Alan Page, DT (PF, WA, NEA, AP, PF, WA); Ed White, C (NEA); Ron Yary, T (PF, WA, NEA, AP, PF, WA)
 1975-Chuck Foreman, RB (AP, NEA, PF, WA); Paul Krause, S (AP, PF, WA); Alan Page, DT (AP, PF, WA); Fran Tarkenton, QB (AP, NEA, PF, WA); Ed White, C (NEA); Ron Yary, T (AP, NEA, PF, WA)
 1976-Ron Yary, T (AP, NEA, PF, WA); Chuck Foreman, RB (NEA)
 1980-Matt Blair, LB (AP)
 1982-Doug Martin, DE (PF, W)
 1987-Joejoe Brown, S (AP, NEA, PF, PF, WA); Gary Zimmerman, T (AP, NEA, PF, PF, WA); Chris Doleman, DE (NEA)
 1988-Joejoe Brown, S (AP, PF, WA, PF, PF, TSN, SI); Carl Lee, CB (AP, PF, WA, PF, PF, TSN, SI); Keith Millard, DT (AP, PF, WA, PF, TSN); Gary Zimmerman, T (AP, PF, PF, PF, TSN)
 1989-Chris Doleman, DE (AP, PF, PF, TSN, PF, W); Keith Millard, DT (AP, TSN, SI, PF, W); Joejoe Brown, S (CPFN); Randall McDaniel, G (CPFN)
 1990-Joejoe Brown, S (AP, PF, PF, TSN, PF, PF, W, FD, NEA); Randall McDaniel, G (AP, PF, PF, TSN); Chris Doleman, DE (SI)
 1991-Randall McDaniel, G (AP, NEA, TSN, PF, W)
 1992-Chris Doleman, DE (AP, FD, FN, PF, W, TSN, UPI); Randall McDaniel, G (AP, PF, PF, TSN, PF, W, NEA, TSN); Audray McMillian, CB (AP, PF, PF, TSN, PF, W, UPI); Gary Zimmerman, T (FN, NEA, UPI); Todd Scott, S (FD, FN, UPI); Harry Newsome, P (FN)
 1993-Randall McDaniel, G (AP, PF, PF, TSN, SI); John Randle, DT (AP, PF, W, FD)
 1994-Cris Carter, WR (AP, PF, PF, PF, PF, TSN, SI, USA); Randall McDaniel, G (AP, PF, PF, PF, PF, TSN, USA); John Randle, DT (AP, PF, PF, PF, PF, TSN, USA); Foad Revez, K (PF, PF, PF, PF, SI)
 1995-Randall McDaniel, G (AP, PF, PF, PF, PF, PF, W); John Randle, DT (AP, PF, PF, PF, PF, PF, W, TSN)
 1996-Cris Carter, WR (SI); Randall McDaniel, G (AP, PF, PF, PF, PF, PF, W, TSN, USA); John Randle, DT (AP, PF, PF, PF, PF, PF, W, TSN, USA)
 1997-Cris Carter, WR (USA); Randall McDaniel, G (TSN, USA); John Randle, DT (AP, PF, PF, PF, PF, TSN); Todd Steussie, T (FD)
 1998-Gary Anderson, K (AP, SI, PF, PF, PF, TSN, FD, USA); Jeff Christy, C (SI); Randall Cunningham, QB (AP, SI, PF, W, FD, USA); Robert Griffith, S (TSN, CPFN); Jimmy Hitchcock, CB (CPFN); Randall McDaniel, G (AP, SI, PF, PF, PF, PF, TSN, FD, USA); Randy Moss, WR (AP, SI, PF, PF, PF, TSN, FD, USA); John Randle, DT (AP, PF, PF, PF, PF, TSN, FD, USA); Todd Steussie, T (SI)
 1999-Mitch Berger, P (PF, PF, PF, TSN); Cris Carter, WR (AP, FD, PF, W, SI); Jeff Christy, C (PF, W); Randall McDaniel, G (USA); Randy Moss, WR (USA); John Randle, DT (USA)
 2000-Daunte Culpepper, QB (USA); Randy Moss, WR (AP, SI, PF, PF, PF, TSN, FD, USA)



Tommy Mason was the 1st Vikings player to be named Associated Press All-Pro, earning consensus honors in 1964.

- 2003-Matt Birk, C (TSN); Randy Moss, WR (AP, FD, PF, W)
 2004-Kevin Williams, DT (AP, PF, W, TSN)
 2005-Darren Sharper, S (PF, W, SI, TSN)
 2006-Steve Hutchinson, G (PF, W, TSN); Kevin Williams, DT (AP, PF, W, TSN)
 2007-Steve Hutchinson, G (AP, PF, W, TSN); Adrian Peterson, RB (TSN); Kevin Williams, DT (AP, PF, W, TSN)
 2008-Jared Allen, DE (AP), Steve Hutchinson, G (AP, TSN, PF, W); Adrian Peterson RB (AP, TSN, PF, W); Kevin Williams DT (AP)
 2009-Jared Allen, DE (AP, PF, W); Steve Hutchinson G (AP, PF, W); Adrian Peterson RB (AP, PF, W); Kevin Williams DT (AP, PF, W)
 2011-Jared Allen, DE (AP, PF, W, PF, WA, TSN)
 2012-Adrian Peterson, RB (AP, PF, W, PF, WA); Blair Walsh, K (AP, PF, W, PF, WA); Chad Greenway, G (AP, John Sullivan (PF, W, PF, WA)
 2013-Cordarrelle Patterson, KR (AP, PF, W, PF, WA)
 2014-Adrian Peterson, RB (AP)
 2015-Adrian Peterson, RB (AP, PF, WA, TSN); Cordarrelle Patterson, KR (PF, WA, TSN)
 2016-Cordarrelle Patterson, KR (AP, PF, WA, TSN)
 2017-Everson Griffen, DE (TSN); Xavier Rhodes (AP, PF, WA, TSN); Harrison Smith, S (AP, PF, WA, TSN)
 2018-Danielle Hunter, DE (AP, PF, WA, TSN); Harrison Smith, S (AP)
 2019-Eric Kendricks, LB (AP)
- ALL-NFC**
 1970-Mick Tingelhoff, C (AP); Carl Eller, DE (AP, UPI); Alan Page, DT (AP, UPI); Paul Krause, S (UPI)
 1971-Carl Eller, DE (AP, UPI, TSN); Alan Page, DT (AP, UPI, TSN); Ron Yary, T (AP, UPI, TSN); Bob Grim, WR (UPI, TSN); Paul Krause, DB (UPI, TSN)
 1972-Carl Eller, DE (TSN, AP); Paul Krause, DB (UPI, AP, TSN); Alan Page, DT (UPI, AP, TSN); Fran Tarkenton, QB (UPI, TSN); Ron Yary, T (UPI, AP, TSN)
 1973-Carl Eller, DE (PF, WA, AP, UPI, TSN); John Gilliam, WR (UPI, TSN); Paul Krause, S (UPI, TSN, AP, PF, WA); Alan Page, DT (PF, WA, AP, UPI, TSN); Ron Yary, T (AP, PF, WA, TSN, UPI); Bobby Bryant, DB (PF, WA)
 1974-Chuck Foreman, RB (AP, UPI, TSN, PF, W); Alan Page, DT (AP, UPI, TSN, PF, W); Nate Wright, DB (PF, W); Ron Yary, T (AP, UPI, TSN, PF, W)
 1975-Carl Eller, DE (AP, UPI); Chuck Foreman, RB (AP, UPI); Paul Krause, S (AP, UPI); Alan Page, DT (AP, UPI); Fran Tarkenton, QB (AP, UPI); Ed White, G (AP, UPI); Ron Yary, T (AP, UPI)
 1976-Sammy White, WR (UPI); Ron Yary, T (AP, UPI); Ed White, G (UPI); Fran Tarkenton, QB (UPI); Chuck Foreman, RB (AP, UPI); Alan Page, DT (AP, UPI)
 1977-Matt Blair, LB (TSN); Chuck Foreman, RB (PF, W, TSN); Alan Page, DT (UPI); Sammy White, WR (PF, W); Ron Yary, T (UPI, PF, W, TSN)
 1978-Matt Blair, LB (UPI, PF, W); Sammy White, WR (UPI)
 1979-Ahmad Rashad, WR (UPI, PF, W, SI); Matt Blair, LB (PF, W)
- 1980-Matt Blair, LB (UPI); Ahmad Rashad, WR (UPI)
 1981-Joejoe Brown, S (UPI); Ahmad Rashad, WR (UPI)
 1982-Doug Martin, DE (UPI, PF, W)
 1986-Tommy Kramer, QB (UPI)
 1987-Joejoe Brown, S (UPI, PF, W, FN); Chris Doleman, DE (UPI, PF, W, FN); Gary Zimmerman, T (UPI, PF, W, FN); Steve Jordan, TE (UPI); Anthony Carter, WR (FN)
 1988-Joejoe Brown, S (UPI); Carl Lee, CB (UPI); Gary Zimmerman, T (UPI)
 1989-Chris Doleman, DE (UPI, PF, W); Keith Millard, DT (UPI, PF, W); Randall McDaniel, G (PF, W); Joejoe Brown, S (PF, W)
 1990-Joejoe Brown, S (UPI, FN); Randall McDaniel, G (UPI); Carl Lee, CB (FN); Henry Thomas, DT (FN)
 1993-Randall McDaniel, G (UPI, FN); John Randle, DT (UPI, FN); Chris Doleman, DE (UPI, FN)
 1994-Cris Carter, WR (FN, UPI); Randall McDaniel, G (FN, UPI); John Randle, DT (FN, UPI); Foad Revez, K (FN, UPI); Jack Del Rio, LB (FN)
 1995-Randall McDaniel, G (FN, UPI); David Palmer, PR (FN); John Randle, DT (FN, UPI)
 1996-Randall McDaniel, G (UPI, FN); John Randle, DT (UPI)
 1997-Cris Carter, WR (FN); Randall McDaniel, G (PF, W, FN); David Palmer, PR (PF, W); John Randle, DT (PF, W, FN, USA); Todd Steussie, T (PF, W, FN)
 1998-Gary Anderson, K (FN, PF, W); Jeff Christy, C (FN, PF, W); Chris Doleman, DE (UPI, PF, W); Randall McDaniel, G (FN, PF, W); Randy Moss, WR (FN, PF, W); John Randle, DT (FN, PF, W); Dwayne Rudd, LB (FN); Todd Steussie, T (PF, W)
 1999-Mitch Berger, P (PF, W); Cris Carter, WR (PF, W); Jeff Christy, C (PF, W)
 2000-Matt Birk, C (PF, W, FN); Daunte Culpepper, QB (PF, W); Randy Moss, WR (CP, W, FN); Robert Smith, RB (PF, W, FN)
 2002-Randy Moss, WR (PF, W)
 2003-Matt Birk, C (PF, W); Randy Moss, WR (PF, W)
 2004-Daunte Culpepper, QB (PF, W); Kevin Williams, DT (PF, W)
 2005-Koren Robinson, KR (PF, W); Darren Sharper, S (PF, W)
 2006-Steve Hutchinson, G (PF, W); Pat Williams, DT (PF, W)
 2007-Matt Birk, C (PF, W); Steve Hutchinson, G (PF, W); Adrian Peterson, RB (PF, W); Darren Sharper, S (PF, W); Kevin Williams, DT (PF, W); Pat Williams, DT (PF, W)
 2008-Steve Hutchinson, G (PF, W); Adrian Peterson, RB (PF, W); Kevin Williams, DT (PF, W); Antoine Winfield, CB (PF, W)
 2009-Adrian Peterson, RB (PF, W)
 2010-Adrian Peterson, RB (PF, W)
 2011-Jared Allen, DE (PF, W)
 2012-Jared Allen, DE (PF, WA); Adrian Peterson, RB (PF, WA); John Sullivan, C (PF, WA); Blair Walsh, K (PF, WA)
 2013-Cordarrelle Patterson, KR (PF, WA)
 2015-Cordarrelle Patterson, KR (PF, WA); Adrian Peterson, RB (PF, WA)
 2016-Cordarrelle Patterson, KR (PF, WA); Marcus Sherels, PR (PF, WA)
 2017-Harrison Smith, S (PF, WA)
 2018-Danielle Hunter, DE (PF, WA); Harrison Smith, S (PF, WA)
 2019-Eric Kendricks, LB (AP)
- NFL COACH OF THE YEAR**
 1969-Bud Grant (AP, PF, W, TSN)
 1992-Dennis Green (Washington Touchdown Club)
 1998-Dennis Green (SI, Maxwell Club)
- NFC COACH OF THE YEAR**
 1992-Dennis Green, (UPI, CPFN)
- BERT BELL AWARD (PLAYER OF THE YEAR)**
 1975-Fran Tarkenton, QB
 1998-Randall Cunningham, QB
 2008-Adrian Peterson, RB
 2012-Adrian Peterson, RB
- NFL OFFENSIVE PLAYER OF THE YEAR**
 1975-Fran Tarkenton, QB (PF, W)
 1998-Randall Cunningham, QB (CP, W)
 2012-Adrian Peterson, RB (AP, PF, W, PF, WA)
- NFL DEFENSIVE PLAYER OF THE YEAR**
 1971-Alan Page, DT (PF, W)
 1973-Alan Page, DT (PF, W)
 1989-Keith Millard, DT (AP, PF, W)



Pat Williams earned his 1st career Pro Bowl berth in 2006, his 11th season in the NFL and 2nd with the Vikings.

NFC PLAYER OF THE YEAR

- 1974—Chuck Foreman (TSN)
1975—Fran Tarkenton (TSN)
1998—Randall Cunningham, QB (FN)

NFC DEFENSIVE PLAYER OF THE YEAR

- 1983—Chris Doleman, DE (UPI)
2011—Jared Allen, DE (TSN)

NFL LINEMAN OF THE YEAR

- 1973—Alan Page, DT (PFWA)

NFL COMEBACK PLAYER OF THE YEAR

- 1986—Tommy Kramer, QB (PFW)
2012—Adrian Peterson, RB (PFW/PFWA)

NFL ROOKIE OF THE YEAR

- 1963—Paul Flatley, WR (AP, UPI, NEA, TSN)
1973—Chuck Foreman, RB (AP, PFWA)
1976—Sammy White, WR (AP, PFWA)
1998—Randy Moss, WR (TSN, FN, PFW, SI)
2007—Adrian Peterson, RB (TSN, PFW, SI)
2009—Percy Harvin, WR/KR (Pepsi)
2014—Tedy Bridgewater, QB (Pepsi)

NFL OFFENSIVE ROOKIE OF THE YEAR

- 1973—Chuck Foreman, RB, (PFW)
1976—Sammy White, WR, (PFW, PD)
1998—Randy Moss, WR (AP, FD, CPFW)
2007—Adrian Peterson, RB (AP, PFW)
2009—Percy Harvin, WR/KR (AP, PFW)

NFL DEFENSIVE ROOKIE OF THE YEAR

- 1994—Dewayne Washington, CB (PFN)

WALTER PAYTON AWARD—

BEST MAN OF THE YEAR

- 1999—Cris Carter
2010—Madieu Williams

NFL ALUMNI PLAYERS OF THE YEAR

- 1988—Anthony Carter (WR), Joey Browner (DB)
1992—Randall McDaniel (OL)
1994—Cris Carter (WR)
1998—Gary Anderson (ST), Randall Cunningham (QB), Randy Moss (WR), John Randle (DL)
2000—Cris Carter (WR), Daunte Culpepper (QB)
2006—Steve Hutchinson (OL)
2008—Adrian Peterson (RB)
2009—Steve Hutchinson (OL), Jared Allen (DL)

NFL ALUMNI CAREER ACHIEVEMENT AWARD

- 1995—Alan Page

NFC ROOKIE OF THE YEAR

- 1973—Chuck Foreman, RB (Wheaties, TSN)
1976—Sammy White, WR (UPI, TSN, NEA)
1998—Randy Moss, WR (PFWA)

NFC OFFENSIVE ROOKIE OF THE YEAR

- 1998—Randy Moss, WR (PFWA)

1,000 YARD CLUB

- (For the outstanding blocker in the NFL)
1969—Mick Tingelhoff, C
1975—Ron Yary, T

GOLDEN TOE AWARD

- 1994—Fuad Revezil
1998—Gary Anderson
2012—Blair Walsh

PRO BOWL PLAYERS

- 1961—Hugh McElhenry, HB; Jerry Reichow, E
1962—Tommy Mason, HB
1963—Tommy Mason, HB; Grady Alderman, T; Rip Hawkins, LB
1964—Tommy Mason, HB; Grady Alderman, T; Mick Tingelhoff, C; Fran Tarkenton, QB; Bill Brown, RB
1965—Grady Alderman, T; Bill Brown, FB; Fran Tarkenton, QB; Mick Tingelhoff, C
1966—Paul Flatley, E; Grady Alderman, T; Milt Sunde, C; Mick Tingelhoff, C
1967—Mick Tingelhoff, C; Grady Alderman, T; Bill Brown, FB
1968—Mick Tingelhoff, C; Bill Brown, FB; Carl Eller, DE; Jim Marshall, DE; Alan Page, DT
1969—Carl Eller, DE; Joe Kapp, QB; Paul Krause, S; Gary Larsen, DT; Jim Marshall, DE; Alan Page, DT; Gene Washington, WR; Mick Tingelhoff, C
1970—Fred Cox, K; Carl Eller, DE; Karl Kasulke, S; Gary Larsen, DT; Dave Osborn, HB; Alan Page, DT; Gene Washington, WR
1971—Carl Eller, DE; Alan Page, DT; Paul Krause, DB; Ron Yary, T; Bob Grim, WR
1972—John Gilliam, WR; Paul Krause, DB; Alan Page, DT; Ron Yary, T
1973—Chuck Foreman, RB; John Gilliam, WR; Paul Krause, S; Alan Page, DT; Jeff Siemon, LB; Ron Yary, T; Carl Eller, DE
1974—Carl Eller, DE; Chuck Foreman, RB; John Gilliam, WR; Paul Krause, S; Alan Page, DT; Fran Tarkenton, QB; Ron Yary, T
1975—Bobby Bryant, DB; Chuck Foreman, RB; John Gilliam, WR; Paul Krause, S; Alan Page, DT; Jeff Siemon, LB; Fran Tarkenton, QB; Ed White, C; Ron Yary, T
1976—Jeff Siemon, LB; Ed White, C; Ron Yary, T; Sammy White, WR; Chuck Foreman, RB; Fran Tarkenton, QB; Alan Page, DT
1977—Matt Blair, LB; Chuck Foreman, RB; Jeff Siemon, LB; Ed White, C; Sammy White, WR; Ron Yary, T
1978—Matt Blair, LB; Ahmad Rashad, WR
1979—Matt Blair, LB; Ahmad Rashad, WR
1980—Matt Blair, LB; Ahmad Rashad, WR
1981—Matt Blair, LB; Ahmad Rashad, WR; Joe Senise, TE
1982—Matt Blair, LB
1984—Jan Stenrud, K
1985—Joey Browner, several teams
1986—Tommy Kramer, QB; Joey Browner, S; Steve Jordan, TE
1987—Joey Browner, S; Chris Doleman, DE; Scott Studwell, LB; Anthony Carter, WR; Steve Jordan, TE; Gary Zimmerman, T
1988—Joey Browner, S; Chris Doleman, DE; Carl Lee, CB; Keith Millard, DT; Scott Studwell, LB; Anthony Carter, WR; Steve Jordan, TE; Wade Wilson, QB; Gary Zimmerman, T
1989—Joey Browner, S; Chris Doleman, DE; Carl Lee, CB; Keith Millard, DT; Steve Jordan, TE; Randall McDaniel, C; Gary Zimmerman, T
1990—Joey Browner, S; Chris Doleman, DE; Carl Lee, CB; Steve Jordan, TE; Randall McDaniel, C
1991—Steve Jordan, TE; Randall McDaniel, C; Henry Thomas, NT
1992—Chris Doleman, DE; Randall McDaniel, C; Audray McMillian, CB; Todd Scott, S; Henry Thomas, DT; Gary Zimmerman, T
1993—Cris Carter, WR; Chris Doleman, DE; Randall McDaniel, C; John Randle, DT
1994—Cris Carter, WR; Jack Del Rio, LB; Randall McDaniel, C; Warren Moon, QB; John Randle, DT; Fuad Revezil, K
1995—Cris Carter, WR; Randall McDaniel, C; Warren Moon, QB; John Randle, DT
1996—Cris Carter, WR; Randall McDaniel, C; John Randle, DT
1997—Cris Carter, WR; Randall McDaniel, C; John Randle, DT; Todd Stuessie, T
1998—Gary Anderson, K; Cris Carter, WR; Jeff Christy, C; Randall Cunningham, QB; Ed McDaniel, LB; Randall McDaniel, C; Randy Moss, WR; John Randle, DT; Robert Smith, RB; Todd Stuessie, T
1999—Mitch Berger, P; Cris Carter, WR; Jeff Christy, C; Randall McDaniel, C; Randy Moss, WR
2000—Matt Birk, C; Cris Carter, WR; Daunte Culpepper, QB; Robert Griffith, S; Randy Moss, WR; Robert Smith, RB; Corey Stringer, T
2001—Matt Birk, C; Byron Chamberlain, TE
2002—Michael Bennett, RB; Randy Moss, WR
2003—Matt Birk, C; Corey Chavous, S; Daunte Culpepper, QB; Randy Moss, WR
2004—Matt Birk, C; Daunte Culpepper, QB; Kevin Williams, DT
2005—Koren Robinson, KR; Darren Sharper, S
2006—Cris Carter, C; Steve Hutchinson, C; Kevin Williams, DT; Pat Williams, DT
2007—Matt Birk, C; Steve Hutchinson, C; Adrian Peterson, RB; Tony Richardson, FB; Darren Sharper, S; Kevin Williams, DT; Pat Williams, DT
2008—Jared Allen, DE; Steve Hutchinson, C; Adrian Peterson, RB; Kevin Williams, DT; Pat Williams, DT; Antoine Winfield, CB
2009—Jared Allen, DE; Heath Farwell, LB; Brett Favre, QB; Percy Harvin, WR/KR; Steve Hutchinson, C; Bryant McKinnie, T; Adrian Peterson, RB; Sidney Rice, WR; Kevin Williams, DT; Antoine Winfield, DB
2010—E.J. Henderson, LB; Adrian Peterson, RB; Kevin Williams, DT; Antoine Winfield, CB
2011—Jared Allen, DE; Chad Greenway, LB
2012—Jared Allen, DE; Jerome Felton, FB; Chad Greenway, LB; Matt Kalil, T; Adrian Peterson, RB; Kyle Rudolph, TE; Blair Walsh, K
2013—Cordarrelle Patterson, KR; Adrian Peterson, RB
2015—Anthony Barr, LB; Teddy Bridgewater, QB; Everson Griffen, DE; Adrian Peterson, RB; Harrison Smith, S
2016—Anthony Barr, LB; Everson Griffen, DE; Linval Joseph, DT; Cordarrelle Patterson, KR; Xavier Rhodes, CB; Harrison Smith, S
2017—Anthony Barr, LB; Everson Griffen, DE; Linval Joseph, DT; Xavier Rhodes, CB; Kyle Rudolph, TE; Harrison Smith, S; Adam Thielen, WR
2018—Anthony Barr, LB; Danielle Hunter, DE; Harrison Smith, S; Adam Thielen, WR
2019—Dalvin Cook, RB; Kirk Cousins, QB; Everson Griffen, DE; C.J. Ham, FB; Danielle Hunter, DE; Eric Kendricks, LB; Xavier Rhodes, CB; Harrison Smith, S



Cris Carter, Matt Birk, Corey Stringer, Daunte Culpepper and Robert Griffith represented the Vikings in Hawaii as Pro Bowlers from the 2000 season.

VIKINGS PRO BOWL HONOREES

MOST PRO BOWL SEASONS

11	Randall McDaniel, G	1989-99
9	Alan Page, DT	1968-76
8	Cris Carter, WR	1993-00
7	Ron Yary, T	1971-77
7	Adrian Peterson, RB	2007-10, '12-13, '15
6	Joey Browner, S	1985-90
6	Matt Blair, LB	1977-82
6	Chris Doleman, DE	1987-90, '92-93
6	Carl Eller, DE	1968-71, '73-74
6	Paul Krause, S	1969, '71-75
6	Steve Jordan, TE	1986-91
6	John Randle, DT	1993-98
6	Mick Tingelhoff, C	1964-69
6	Matt Birk, C	2000-01, '03-04, '06-07
6	Kevin Williams, DT	2004, '06-10



The Vikings had 6 players earn Pro Bowl honors in 1977: Chuck Foreman, Ed White and Sammy White (back row); Ron Yary, Matt Blair and Jeff Siemon (front row).

MOST PRO BOWL STARTS

11	Randall McDaniel, G	1989-99
7	Alan Page, DT	1968-71, '73-75
7	Ron Yary, T	1971-77
6	John Randle, DT	1993-98
5	Chris Doleman, DE	1987-90, '92
5	Adrian Peterson, RB	2007-09, '12, '15

VIKINGS PRO BOWL MVPs

Fran Tarkenton, QB	1964
Ahmad Rashad, WR	1978
Randy Moss, WR	1999
Adrian Peterson, RB	2007
Kyle Rudolph, TE	2012



Fred Cox (#14) was the first Vikings kicker to earn Pro Bowl honors, joining (L-R) Karl Kasulke, Gene Washington, Carl Eller, Gary Larsen, Alan Page and Dave Osborn in 1970.

VIKINGS RETIRED JERSEY NUMBERS

- #10 - QB Fran Tarkenton- Retired October 7, 1979
- #88 - DT Alan Page- Retired September 25, 1988
- #70 - DE Jim Marshall- Retired November 28, 1999
- #77 - T Korey Stringer- Retired November 19, 2001
- #53 - C Mick Tingelhoff- Retired November 25, 2001
- #80 - WR Cris Carter- Retired September 14, 2003



Mick Tingelhoff



Alan Page



Jim Marshall



Korey Stringer



Fran Tarkenton



Cris Carter

WALTER PAYTON NFL MAN OF THE YEAR

A pair of Vikings players have earned the highest honor bestowed upon an NFL player for his work off the field, the Walter Payton Man of the Year award. Cris Carter earned the trophy in 1999 before it was renamed for Payton and Madiou Williams was the recipient in 2010.

1999	Cris Carter
2010	Madiou Williams

KOREY STRINGER GOOD GUY AWARD

In 2001 the Twin Cities chapter of the Pro Football Writers of America awarded the first Korey Stringer Good Guy Award in honor of the late Vikings lineman. The award is voted on annually by members of the Twin Cities media and presented to the Vikings player who is the most cooperative and has the best attitude with the media.

2001 Byron Chamberlain, TE	2008 Bobby Wade, WR	2015 Captain Munnerlyn, CB
2002 Matt Birk, C	2009 Visanthe Shiancoe, TE	2016 Captain Munnerlyn, CB
2003 Daunte Culpepper, QB	2010 Ben Leber, LB	2017 Adam Thielen, WR
2004 Daunte Culpepper, QB	2011 Percy Harvin, WR	2018 Latavious Murray, RB
2005 Koren Robinson, WR	2012 Chad Greenway, LB	2019 Anthony Harris, S
2006 Antoine Winfield, CB	2013 Kevin Williams, DT	2020 Dalvin Cook, RB
2007 Ben Leber, LB	2014 Brian Robison, DE	



ED BLOCK COURAGE AWARD

Each year, the Ed Block Courage Awards honors those National Football League players who exemplify commitments to the principles of sportsmanship and courage. This award is unique in that the recipients are selected solely by a vote of their teammates.

1984 Steve Riley, T	1997 Robert Smith, RB	2010 Cedric Griffin, CB
1985 Keith Nord, S	1998 Randall Cunningham, QB	2011 Anthony Herrera, G
1986 Walker Lee Ashley, LB	1999 Robert Griffith, S	2012 Adrian Peterson, RB
1987 Scott Studwell, LB	2000 Gary Anderson, K	2013 Kevin Williams, DT
1988 Leo Lewis, WR	2001 Daunte Culpepper, QB	2014 Greg Jennings, WR
1989 Jim Gustafson, WR	2002 Lewis Kelly, G	2015 Phil Loadholt, T
1990 Gary Zimmerman, T	2003 Eric Kelly, CB	2016 Teddy Bridgewater, QB
1991 Terry Allen, RB	2004 Corey Chavous, S	2017 Kyle Rudolph, TE
1992 Darrin Nelson, RB	2005 Koren Robinson, WR	2018 Everson Griffen, DE
1993 Henry Thomas, DT	2006 Matt Birk, C	2019 Linval Joseph, DT
1994 Cris Carter, WR	2007 Chad Greenway, LB	2020 Cam Smith, LB
1995 John Randle, DT	2008 Kenechi Udeze, DE	
1996 Scottie Graham, RB	2009 E.J. Henderson, LB	



Kenechi Udeze

VIKINGS COMMUNITY MAN OF THE YEAR

The Vikings long tradition of being active in the community through charitable contributions and activities along with focused attention on youth health, education and welfare is reflected annually when a player is selected to represent the club for the NFL-sponsored Walter Payton Man of the Year award.

1996	Cris Carter
1997	Cris Carter
1998	Cris Carter
1999	Cris Carter
2000	Robert Griffith
2001	Matt Birk
2002	Matt Birk
2003	Matt Birk
2004	Matt Birk
2005	Matt Birk
2006	Matt Birk
2007	Matt Birk
2008	Matt Birk
2009	EJ Henderson
2010	Madiou Williams
2011	Chad Greenway
2012	Adrian Peterson
2013	John Sullivan
2014	Chad Greenway
2015	Chad Greenway
2016	Chad Greenway
2017	Kyle Rudolph
2018	Kyle Rudolph
2019	Kyle Rudolph
2020	Eric Kendricks



Robert Griffith (far right, top photo) joined at a school visit by Orlando Thomas and Korey Stringer. Matt Birk (bottom photo) welcomed a student group to Winter Park.

NFL TEAMS OF THE DECADES

****All-Decade Teams chosen by the Pro Football Hall of Fame****

1960s ALL-DECADE TEAM

OFFENSE

SE - Del Shofner
SE - Charley Taylor
FL - Gary Collins
FL - Boyd Dowler
TE - John Mackey
T - Bob Brown
T - Forrest Gregg
T - Ralph Neely
G - Gene Hickerson
G - Jerry Kramer
G - Howard Mudd
G - Jim Ringo
QB - Sonny Jurgenson
QB - Bart Starr
QB - Johnny Unitas
HB - John David Crow
HB - Paul Hornung
HB - LeRoy Kelly
HB - Gale Sayers
FB - Jim Brown
FB - Jim Taylor
K - Jim Bakken
K - Jim Bakken

DEFENSE

DE - Doug Atkins
DE - Willie Davis
DE - Deacon Jones
DT - Alex Karras
DT - Bob Lilly
DT - Merlin Olsen
LB - Dick Butkus
LB - Larry Morris
LB - Ray Nitschke
LB - Tommy Nobis
LB - Dave Robinson
CB - Herb Adderly
CB - Lem Barney
CB - Bobby Boyd
S - Willie Wood
S - Eddie Meador
S - Larry Wilson

SPECIALISTS

P - Don Chandler

1970s ALL-DECADE TEAM

OFFENSE

WR - Harold Carmichael
WR - Drew Pearson
WR - Lynn Swann
WR - Paul Warfield
TE - Dave Casper
TE - Charlie Sanders
T - Dan Dierdorf
T - Art Shell
T - Rayfield Wright

T - RON YARY

G - Joe DeLamielleure
G - John Hannah
G - Larry Little
G - Gene Upshaw
C - Jim Langer
C - Mike Webster
QB - Terry Bradshaw
QB - Ken Stabler
QB - Roger Staubach
RB - Earl Campbell
RB - Franco Harris
RB - Walter Payton
RB - O.J. Simpson
K - Garo Yepremian
K - Jim Bakken

DEFENSE

DE - CARL ELLER

DE - L.C. Greenwood
DE - Harvey Martin
DE - Jack Youngblood
DT - Joe Greene
DT - Bob Lilly
DT - Merlin Olsen

DT - ALAN PAGE

LB - Bobby Bell
LB - Robert Brazier
LB - Dick Butkus
LB - Jack Ham
LB - Ted Hendricks
LB - Jack Lambert
CB - Willie Brown
CB - Jimmy Johnson
CB - Roger Wehrli
CB - Louis Wright
S - Dick Anderson
S - Cliff Harris
S - Ken Houston
S - Larry Wilson

SPECIALISTS

P - Ray Guy

1980s ALL-DECADE TEAM

OFFENSE

WR - Jerry Rice
WR - Steve Largent
WR - James Lofton
WR - Art Monk
TE - Kellen Winslow
TE - Ozzie Newsome
T - Anthony Munoz
T - Jim Covert

T - GARY ZIMMERMAN

T - Joe Jacoby
G - John Hannah
G - Russ Grimm
G - Bill Fralic
G - Mike Munchak
C - Dwight Stephenson
C - Mike Webster
QB - Joe Montana
QB - Dan Fouts
RB - Walter Payton
RB - Eric Dickerson
RB - Roger Craig
RB - John Riggins

DEFENSE

DE - Reggie White
DE - Howie Long
DE - Lee Roy Selmon
DE - Bruce Smith
DT - Randy White
DT - Dan Hampton
DT - Dave Butz

DT - KEITH MILLARD

LB - Mike Singletary
LB - Lawrence Taylor
LB - Ted Hendricks
LB - Jack Lambert
LB - Andre Tippett
LB - John Anderson
LB - Carl Banks
CB - Mike Haynes
CB - Mel Blount
CB - Frank Minnifield
CB - Lester Hayes
S - Ronnie Lott
S - Kenny Easley
S - Deron Cherry

S - JOEY BROWNER

S - Nolan Cromwell

SPECIALISTS

P - Sean Landeta
P - Reggie Roby
K - Morten Andersen
K - Gary Anderson
K - Eddie Murray
PR - Billy Johnson
PR - John Taylor
KR - Mike Nelms
KR - Rick Upchurch



CARL ELLER



GARY ZIMMERMAN



KEITH MILLARD



JOEY BROWNER



NFL TEAMS OF THE DECADES

All-Decade Teams chosen by the Pro Football Hall of Fame

1990s ALL-DECADE TEAM

OFFENSE

WR - CRIS CARTER

WR - Jerry Rice
WR - Tim Brown
WR - Michael Irvin
TE - Shannon Sharpe
TE - Ben Coates
T - William Roaf

T - GARY ZIMMERMAN

T - Tony Boselli
T - Richmond Webb
G - Bruce Matthews

G - RANDALL McDANIEL

G - Larry Allen
G - Steve Wisniewski
C - Dermontti Dawson
C - Mark Stepnoski
QB - John Elway
QB - Brett Favre
RB - Barry Sanders
RB - Emmitt Smith
RB - Terrell Davis
RB - Thurman Thomas

DEFENSE

DE - Bruce Smith
DE - Reggie White
DE - CHRIS DOLEMAN
DE - Neil Smith
DT - Cortez Kennedy
DT - JOHN RANDLE
DT - Warren Sapp
DT - Bryant Young
LB - Kevin Greene
LB - Junior Seau
LB - Derrick Thomas
LB - Cornelius Bennett
LB - Hardy Nickerson
LB - Levon Kirkland
CB - Deion Sanders
CB - Rod Woodson
CB - Darrell Green
CB - Aeneas Williams
S - Steve Atwater
S - LeRoy Butler
S - Carnell Lake
S - Ronnie Lott

SPECIALISTS

P - Darren Bennett
P - Sean Landeta
K - Morten Andersen
K - GARY ANDERSON
PR - Deion Sanders
PR - Mel Gray
KR - Michael Bates
KR - Mel Gray

2000s ALL-DECADE TEAM

OFFENSE

WR - RANDY MOSS

WR - Marvin Harrison
WR - Torry Holt
WR - Terrell Owens
TE - Tony Gonzalez
TE - Antonio Gates
T - Walter Jones
T - Jonathan Ogden
T - Orlando Pace
T - Willie Roaf

G - Alan Faneca

G - STEVE HUTCHINSON

G - Larry Allen
G - Will Shields
C - Kevin Mawae
C - Olin Kreutz
QB - Tom Brady
QB - Peyton Manning
RB - LaDainian Tomlinson
RB - Edgerin James
RB - Shaun Alexander
RB - Jamal Lewis
FB - Lorenzo Neal

DEFENSE

DE - Dwight Freeney
DE - Michael Strahan
DE - Julius Peppers
DE - Jason Taylor
DT - Warren Sapp
DT - Richard Seymour
DT - La'Roi Glover

DT - KEVIN WILLIAMS

LB - Derrick Brooks
LB - Ray Lewis
LB - Brian Urlacher
LB - Joey Porter
LB - Zach Thomas
LB - DeMarcus Ware
CB - Champ Bailey
CB - Charles Woodson
CB - Ronde Barber
CB - Ty Law
S - Darren Sharper
S - Ed Reed
S - Brian Dawkins
S - Troy Polamalu

SPECIALISTS

P - Shane Lechler
P - Brian Moorman
K - Adam Vinatieri
K - David Akers
PR - Dante Hall
PR - Devin Hester
KR - Josh Cribbs
KR - Dante Hall

2010s ALL-DECADE TEAM

OFFENSE

WR - Antonio Brown
WR - Larry Fitzgerald
WR - Calvin Johnson
WR - Julio Jones
TE - Rob Gronkowski
TE - Travis Kelce
T - Jason Peters
T - Tyron Smith
T - Joe Staley
T - Joe Thomas
G - Jahri Evans
G - Logan Mankins
G - Zach Martin
G - Marshal Yanda
C - Alex Mack
C - Maurkice Pouncey
QB - Tom Brady
QB - Aaron Rodgers

RB - ADRIAN PETERSON

RB - Frank Gore
RB - Marshawn Lynch
RB - LeSean McCoy
Flex - Darren Sproles

DEFENSE

DE - Calais Campbell
DE - Cameron Jordan
DE - Julius Peppers
DE - J.J. Watt
DT - Geno Atkins
DT - Fletcher Cox
DT - Aaron Donald
DT - Ndamukong Suh
LB - Chandler Jones
LB - Luke Kuechly
LB - Khalil Mack
LB - Von Miller
LB - Bobby Wagner
LB - Patrick Willis
CB - Patrick Peterson
CB - Darrelle Revis
CB - Richard Sherman
S - Eric Berry
S - Earl Thomas
S - Eric Weddle
DB - Chris Harris
DB - Tyrann Mathieu

SPECIALISTS

P - Johnny Hecker
P - Shane Lechler
K - Stephen Gostkowski
K - Justin Tucker
PR - Tyreek Hill
PR - Darren Sproles
KR - CORDARRELLE PATTERSON
KR - Devin Hester



STEVE HUTCHINSON



KEVIN WILLIAMS



JOHN RANDLE



GARY ANDERSON

HOMES OF THE VIKINGS



The Vikings played their home games for 21 seasons (1961-81) at Metropolitan Stadium and for 32 seasons (1982-2013) at Mall of America Field at the Hubert H. Humphrey Metrodome. The Vikings then moved outdoors to the campus of the University of Minnesota for 2 seasons (2014-15) while U.S. Bank Stadium was being constructed. Ground breaking for the new facility took place in December 2013 and the Vikings played the 1st game there in the 2016 preseason opener on August 28 vs. San Diego. U.S. Bank Stadium hosted Super Bowl LII and the 2019 NCAA Men's Final Four.

The Vikings have called four stadiums "home" in their 59-season history: Metropolitan Stadium in Bloomington, Mall of America Field at the Hubert H. Humphrey Metrodome in Minneapolis, TCF Bank Stadium on the campus of the University of Minnesota and U.S. Bank Stadium, located on the same site as the Metrodome in Minneapolis. On Sept. 10, 1961, the Vikings played their first-ever home game, a 21-17 preseason loss to the L.A. Rams at Metropolitan Stadium. Over 21 seasons the Vikings compiled a 97-59-4 record, including playoffs, at Met Stadium and possessed one of the most dominant home field advantages in professional football. On Dec. 20, 1981, the Vikings played the last game at the Met, a 10-6 loss to the Kansas City Chiefs. Capacity of the Met was 48,446 in the stadium's final year. The Vikings played their last season in the Metrodome in 2013 after the passage of a new stadium bill. The new Vikings stadium, U.S. Bank Stadium, was built on the Metrodome site with the Vikings playing their home games on the University of Minnesota's campus at TCF Bank Stadium from 2014-15.

The Vikings moved indoors in 1982 to the Metrodome in downtown Minneapolis. Seating capacity for the Metrodome was 64,134. In 32 seasons at the Metrodome the Vikings owned a 168-92 record, which includes a 6-4 mark in NFL playoff action. The 2013 season marked 32nd campaign in the Metrodome, 11 seasons longer than the Vikings played at Metropolitan Stadium. The Metrodome had been host to many marquee sporting events, including Super Bowl XXVI, the 1987 and 1991 World Series, the 1985 Major League Baseball All-Star Game, the 1992 and 2001 NCAA Final Four basketball tournaments and the 1998 NFC Championship Game. The Metrodome also hosted NCAA Men's Basketball Regionals in 2000, 2003 and 2005.

During their two-year stay at TCF Bank Stadium, which has a capacity of 54,000, the Vikings had an 11-5 regular season record, giving them the highest win percentage all-time among teams in a temporary stadium and became the only team to secure a playoff berth while playing in a temporary stadium. The final game played at TCF Bank Stadium, a Wild Card Playoff game vs. Seattle (1/10/16) was the coldest game in Vikings history and the 3rd-coldest game in NFL history with a kickoff temperature of minus-6 Fahrenheit.

U.S. Bank Stadium hosted the first regular season game on Sept. 18, 2016 in prime time matchup vs. Green Bay, a 17-14 Vikings win. Vikings TE Kyle Rudolph scored the 1st TD for the club in their new home on a pass from Sam Bradford against the Packers. The 1st playoff game in the stadium was one for the ages, a 29-24 win over New Orleans in the Divisional Round with the winning TD coming on a 61-yard pass to Stefon Diggs on the final play of the game. The Packers game on 12/23/19 drew a record home crowd of 67,157.

Metropolitan Stadium

First Vikings Regular Season Game: vs. Chicago (9/17/61), 37-13 Vikings win

Total Vikings Home Record at Met Stadium: 97-59-4 (.606), 160 games (regular season/playoffs)

Mall of America Field at the Hubert H. Humphrey Metrodome

First Vikings Regular Season Game: vs. Tampa Bay (9/12/82), 17-10 Vikings win

Total Vikings Home Record at Metrodome: 168-92-0 (.646), 260 games (regular season/playoffs)

TCF Bank Stadium

First Vikings Regular Season Game: vs. Chicago Bears (12/20/10), 40-14 Vikings loss

Total Vikings Home Record at TCF Bank Stadium: 11-7 (.611), 18 games (regular season/playoffs)

U.S. Bank Stadium

First Vikings Regular Season Game: Green Bay Packers (9/18/16), 17-14 Vikings win

Total Vikings Home Record at U.S. Bank Stadium: 27-14 (.658), 41 games (regular season/playoffs)

GJALLARHORN SOUNDERS

2007

NAME	GAME	DESCRIPTION
Hub Meeds	8/10 - Rams	Legendary Vikings Mascot
TJ Johnson	8/30 - Cowboys	Gjallarhorn Creator
Rick Kraft	9/9 - Falcons	Citizen Responder to I-35 Bridge Collapse
Chuck Foreman	9/30 - Packers	Vikings Ring of Honor RB
Bud Grant	10/28 - Eagles	Vikings Pro Football Hall of Fame Coach
Jerry Burns	11/4 - Chargers	Vikings Ring of Honor coach
Carl Eller	11/18 - Raiders	Vikings Pro Football Hall of Fame DE
John Kriesel	12/2 - Lions	Honored War Veteran
Mark Parrish	12/17 - Bears	Wild All-Star Right Wing
Joe Mauer	12/23 - Redskins	Twins All-Star Catcher

2008

Dennis Koslowski	8/8 - Seahawks	Olympic Medalist - Wrestling
Ron Stolski	8/23 - Steelers	Brainerd High School Football Coach
Heath Farwell	9/14 - Colts	Vikings Linebacker
Robert Griffith	9/21 - Panthers	Vikings Safety
Eric Hilgenberg	10/12 - Lions	Son of Former Vikings Linebacker
Mardy Fish	11/2 - Texans	International Tennis Pro
Shawn Johnson	11/9 - Packers	Olympic Gold Medalist - Gymnastics
John Randle	11/30 - Bears	Vikings Pro Football Hall of Fame DT
Paul Krause	12/21 - Falcons	Vikings Pro Football Hall of Fame S and NFL record holder with 81 interceptions
Syd Davy	12/28 - Giants	Representing Vikings Fans
Robert Smith	1/4 - Eagles	Vikings Running Back

2009

Irv Cross	8/21 - Chiefs	Former Sportscenter and NFL Player
Rufus Bess	9/4 - Cowboys	Vikings Cornerback
Jim Marshall	9/27 - 49ers	Vikings Ring of Honor DE
Randall McDaniel	10/5 - Packers	Vikings Pro Football Hall of Fame G
Brock Lesnar	10/18 - Ravens	UFC Heavyweight Champion / Gopher
Capt. Dustin Snare	11/19 - Lions	MN National Guard Soldier / Live from Iraq
Tom Kelly	11/22 - Seahawks	Twins Manager
Scott Studwell	11/29 - Bears	Vikings Ring of Honor Member
Mick Tingelhoff	12/13 - Bengals	Vikings Center and Pro Football Hall of Famer
Neal Broten	1/3 - Giants	Hockey Legend / Olympic Gold Medalist
Joe Kapp	1/17 - Cowboys	Vikings Quarterback

2010

Stu Voigt	8/28 - Seahawks	Former Vikings Tight End
Greg Coleman	9/2 - Broncos	Vikings Punter
Gene Washington	9/19 - Dolphins	Vikings Wide Receiver
Mike Morris	9/26 - Lions	Vikings Long Snapper
Michael Cuddyer	10/17 - Cowboys	Twins First Baseman
Sidney Rice	11/7 - Cardinals	Vikings Wide Receiver
Fred Zamberletti	11/21 - Packers	Vikings Trainer and Ring of Honor member
Jeff Simon	12/5 - Bills	Vikings Linebacker

2011

Rich Frahm	8/27 - Cowboys	Local 512 / Dome Roof Repair
JT Brown	9/1 - Texans	Frozen Four MVP / U of M Duluth
Mona Dohman	9/18 - Buccaneers	Minnesota Public Safety Commissioner
Fred Cox	9/25 - Lions	Vikings Kicker
Tubby Smith	10/9 - Cardinals	Gopher Basketball Coach
Chris Doleman	10/23 - Packers	Vikings Pro Football Hall of Fame DE
Stan "Krusher" Kowalski	11/7 - Raiders	Representing Vikings Fans Grassroots Stadium Activism
Paul Molitor	12/4 - Broncos	St. Paul Native / Baseball Hall of Famer
Kevin Love	12/18 - Saints	Minnesota Timberwolves All-Star
Butch Clayman	1/1 - Bears	Representing Vikings Fans

2012

Jack Jablonski	8/17 - Bills	Inspirational Injured Hockey Player
Ted Brown	8/24 - Chargers	Vikings Running Back
Larry Spooner	9/9 - Patriots	Representing Vikings Fans Grassroots Stadium Activism
Josh Duhamel	9/23 - 49ers	Hollywood Actor / Vikings Fan
Flip Saunders	10/7 - Titans	NBA Coach / Gopher Alumni
Juan Berenguer	10/21 - Cardinals	Minnesota Twins Pitcher
Matt Blair	10/25 - Buccaneers	Vikings Ring of Honor LB
Betty Wall Strohfus	11/11 - Lions	Female World War II Aviator
John Gagliardi	12/9 - Bears	St. Johns University Football Coach
Nicholas David	12/30 - Packers	Finalist on The Voice / Minnesota Native

2013

LeRoy Bendickson	8/9 - Texans	Vikings Season Ticket Holder / Activist
Rickey Young	8/29 - Titans	Former Vikings RB
Hubert H. Humphrey IV	9/22 - Browns	Grandson of Robert H. Humphrey
David Haye	9/29 - Steelers	British Professional Boxer
Lindsay Whalen	10/13 - Panthers	Lynx All-Star / Gopher Alumni / Olympian
Joey Browner	10/27 - Packers	Vikings Safety and Ring of Honor member
Cris Carter	11/8 - Redskins	Vikings Pro Football Hall of Fame WR
Jerry Reichow	12/1 - Bears	Vikings Player Personnel
Daunte Culpepper	12/15 - Eagles	Vikings Quarterback
Bud Grant	12/29 - Lions	Vikings HOF Coach

2014

SSG Patrick Loch	8/8 - Raiders	Minnesota Army National Guard
Derrick Langeslay	8/16 - Cardinals	New Stadium Construction Worker
Milt Sunde	9/8 - Packers	Gopher & Vikings Guard
Zach Lavine	9/28 - Falcons	Minnesota Timberwolves Guard
Rose Murphy	10/12 - Lions	Breast Cancer Survivor / Mother of Teddy Bridgewater
Tyrene Carter	11/2 - Redskins	Gopher & Vikings Safety
SGT Tom Block	11/23 - Packers	United States Army Ranger
Gary Larsen	11/30 - Panthers	Vikings Defensive Tackle
Jerry Kill	12/7 - Jets	University of Minnesota Head Football Coach
Bryan Obadzinski	12/28 - Bears	Longtime Vikings Fan

2015

Phil Housley	8/15 - Buccaneers	NHL Hall of Famer from St. Paul, Minnesota
Maddyn Greenway	8/22 - Raiders	Daughter of Vikings LB Chad Greenway
Alan Page	9/20 - Lions	Vikings Hall of Fame DT, MN Supreme Court Justice
Fran Tarkenton	9/27 - Chargers	Vikings Hall of Fame QB
Minnesota Lynx	10/18 - Chiefs	The 2015 WNBA Champions
Eric Marts	11/8 - Rams	Army Master Sergeant, 34th Infantry Division
Devan Dubnyk	11/22 - Packers	Minnesota Wild Goalie
Phil Loadholt	12/6 - Seahawks	Vikings Tackle
Sid Hartman	12/20 - Bears	Twin Cities media icon
Eric Kaler	12/27 - Giants	University of Minnesota President
Rhett Ellison	1/10 - Seahawks	Vikings Tight End

GJALLARHORN SOUNDERS

2016

NAME	GAME	DESCRIPTION
David Plummer	8/28 - Chargers	Olympic medalist and former Gophers swimmer
Dave Mansell	9/1 - Rams	Mortenson Construction General Superintendent on U.S. Bank Stadium
Bud Grant	9/18 - Packers	Former Vikings head coach and Pro Football HOFer
Randy Moss	10/3 - Giants	Former Vikings WR & ESPN analyst
Tommy Kramer	10/9 - Texans	Former Vikings QB
Richard Nash	11/6 - Lions	Adjutant General of Minnesota National Guard
Pete Berich	11/20 - Cardinals	Former Vikings LB, coach and Vikings Radio Network analyst
Ron Yary	12/1 - Cowboys	Former Vikings OT and Pro Football HOFer
Carl Lee	12/18 - Colts	Former Vikings CB
Erik Hauka	1/1/17 - Bears	Minnesota Wild center

2017

NAME	GAME	DESCRIPTION
E.J. Henderson	8/27 - 49ers	Former Vikings LB and Vikings Youth Football Manager
Mark Sharockman	8/31 - Dolphins	Son of late Vikings CB Ed Sharockman
Randy Moss	9/11 - Saints	Former Vikings WR and Vikings Ring of Honor inductee
P.J. Fleck	9/24 - Buccaneers	University of Minnesota head football coach
Ahmad Rashad	10/1 - Lions	Former Vikings WR and Vikings Ring of Honor inductee
Hafpor Bjornsson	10/15 - Packers	Professional strongman and actor plays 'Mountain' on Game of Thrones
Curtis Axel	10/22 - Ravens	Star of World Wrestling Entertainment and Minnesota native
John Jensen	11/19 - Rams	Major General of Minnesota National Guard
Robert J. O'Neill	12/17 - Bengals	Member of SEAL Team 6
Joseph Votel	12/31 - Bears	United States Army 4-star General
John Randle	1/14/18 - Saints	Pro Football Hall of Famer and Vikings Ring of Honor member

2018

NAME	GAME	DESCRIPTION
Joe Berger	8/18 - Jaguars	Former Vikings offensive lineman
Ryan Dungey	8/24 - Seahawks	Motocross/Supercross champion and Belle Plaine, MN native
Todd Steussie	9/9 - 49ers	Former Vikings Pro Bowl T and member of 1998 team being honored
Zach Green	9/23 - Bills	Son of the late Dennis Green on his Ring of Honor induction day
Chris Doleman	10/14 - Cardinals	Pro Football HOF, Ring of Honor DE battling Glioblastoma
Jessie Diggins	10/28 - Saints	Olympic gold medalist cross country skier and Afton, MN native
Antoine Winfield	11/11 - Lions	Former Vikings Pro Bowl CB
Olympic Curling Team	11/25 - Packers	2018 Men's gold medal curlers (John Shuster, Tyler George, John Landsteiner, Joe Polo)
Kent Hrbek	12/16 - Dolphins	Former Twins All-Star 1B, World Series champion and Bloomington, MN native
Brad Johnson	12/30 - Bears	Former Vikings QB

2019

NAME	GAME	DESCRIPTION
Taquarius Wair	8/18 - Seahawks	Childhood burn victim, football player at Minneapolis North and Mesabi Range JC
Nelson Cruz	8/24 - Cardinals	Minnesota Twins star OF/DH
Scott Studwell	9/8 - Falcons	Vikings ROH member, retired after 42 years with organization as player and scout
Jim Marshall	9/22 - Raiders	Marshall with Purple People Eaters teammates Alan Page, Gary Larsen and Carl Eller
Keith Millard	10/13 - Eagles	Former Vikings DT and 1989 NFL Defensive Player of the Year
Steve Jordan	10/24 - Redskins	Vikings Ring of Honor inductee and record-setting TE played for team 1982-94
Jake Peterson	11/17 - Broncos	10-year U.S. Army veteran and Green Beret
Tyler Johnson	12/8 - Lions	Gophers WR from Minneapolis North HS, joined by native Minnesotan senior Gophers
Brian Robison	12/23 - Packers	Former Vikings DE
David Dixon	12/29 - Bears	Former Vikings G

2020

NAME	GAME	DESCRIPTION
Family of George Floyd	9/13 - Packers	Horn was not sounded in honor of Floyd and others who no longer have a voice due to racism
Dr. Andrew Olson	9/27 - Titans	Bethesda Hospital Medical Director, Minnesota's Covid-19 response center
Erika Rucks	10/18 - Falcons	Lymphoma and breast cancer survivor, pediatric oncology nurse at UMN Children's
Colonel Gregory Fix	11/8 - Lions	Commander of Minnesota's 34th Expeditionary Combat Aviation Brigade
Ryan Burnet	11/22 - Cowboys	Founder of Northside Boxing Club in NE Minneapolis
Adrienne Diercks	11/29 - Panthers	Founder and Executive Director of Project Success
Emily Hunt Turner	12/6 - Jaguars	CEO of All Square
Patrick Healy	12/20 - Bears	Vikings Special Olympics Unified Flag Football team member



THE VIKINGS GJALLARHORN TRADITION

In Norse myth, the god Heimdalr serves as watchman for the other Gods. He sits by the bridge over the river Gjoll at the end of the world. If hostile giants approach the bridge, Heimdalr sounds his horn. At the final battle in Norse mythology, the Ragnarok, Heimdalr will sound a mighty blast on the Gjallarhorn to awaken the other Gods. It is from this the Minnesota Vikings have found use of the Gjallarhorn prior to their battles on the football field.

Shown: Inspirational burn victim Taquarius Wair did the honors in the 2019 preseason opener.

2020 NATIONAL FOOTBALL LEAGUE SCHEDULE

ALL TIMES CENTRAL

* Subject to flex scheduling

REGULAR SEASON WEEK 1

THURSDAY, SEPTEMBER 10

Houston at Kansas City KC, 34-20

SUNDAY, SEPTEMBER 13

Green Bay at Minnesota GB, 43-34

Seattle at Atlanta SEA, 38-25

Cleveland at Baltimore BAL, 38-6

NY Jets at Buffalo BUF, 27-17

Las Vegas at Carolina LV, 34-30

Chicago at Detroit CHI, 27-23

Indianapolis at Jacksonville JAX, 27-20

Miami at New England NE, 21-11

Philadelphia at Washington WAS, 27-17

LA Chargers at Cincinnati LAC, 16-13

Tampa Bay at New Orleans NO, 34-23

Arizona at San Francisco ARZ, 24-20

Dallas at LA Rams LAR, 20-17

Monday, September 14

Pittsburgh at NY Giants PIT, 26-16

Tennessee at Denver TEN, 16-14

REGULAR SEASON WEEK 2

THURSDAY, SEPTEMBER 17

Cincinnati at Cleveland CLE, 35-30

SUNDAY, SEPTEMBER 20

Minnesota at Indianapolis IND, 28-11

NY Giants at Chicago CHI, 17-13

Atlanta at Dallas DAL, 40-39

Detroit at Green Bay GB, 42-21

Buffalo at Miami BUF, 31-28

San Francisco at NY Jets SF, 31-13

LA Rams at Philadelphia LAR, 37-19

Denver at Pittsburgh PIT, 26-21

Carolina at Tampa Bay TB, 31-17

Jacksonville at Tennessee TEN, 33-30

Washington at Arizona ARZ, 30-15

Baltimore at Houston BAL, 33-16

Kansas City at LA Chargers KC, 30-20 OT

New England at Seattle SEA, 35-30

Monday, September 21

New Orleans at Las Vegas LV, 34-24

REGULAR SEASON WEEK 3

THURSDAY, SEPTEMBER 24

Miami at Jacksonville MIA, 31-13

SUNDAY, SEPTEMBER 27

Tennessee at Minnesota TEN, 31-30

Chicago at Atlanta CHI, 30-26

LA Rams at Buffalo BUF, 35-32

Washington at Cleveland CLE, 34-20

Las Vegas at New England NE, 36-20

San Francisco at NY Giants SF, 36-9

Cincinnati at Philadelphia PHI, 23-23

Houston at Pittsburgh PIT, 28-21

NY Jets at Indianapolis IND, 36-7

Carolina at LA Chargers CAR, 21-16

Detroit at Arizona DET, 26-23

Tampa Bay at Denver TB, 28-10

Dallas at Seattle SEA, 38-31

Green Bay at New Orleans GB, 37-30

Monday, September 28

Kansas City at Baltimore KC 34-20

REGULAR SEASON WEEK 4

THURSDAY, OCTOBER 1

Denver at NY Jets DEN, 37-28

SUNDAY, OCTOBER 4

Minnesota at Houston MIN, 31-23

Arizona at Carolina CAR, 31-21

Indianapolis at Chicago IND, 19-11

Jacksonville at Cincinnati CIN, 33-25

Cleveland at Dallas CLE, 49-38

New Orleans at Detroit NO, 35-29

Seattle at Miami SEA, 31-23

LA Chargers at Tampa Bay TB, 38-31

Pittsburgh at Tennessee moved

Baltimore at Washington BAL, 31-17

NY Giants at LA Rams LAR, 17-9

Buffalo at Las Vegas BUF, 30-23

Philadelphia at San Francisco PHI, 25-20

Monday, October 5 (* DATE CHANGE)

^New England at Kansas City KC, 26-10

Atlanta at Green Bay GB, 30-16

REGULAR SEASON WEEK 5

THURSDAY, OCTOBER 8

Tampa Bay at Chicago CHI, 20-19

SUNDAY, OCTOBER 11 (* DATE CHANGE)

Carolina at Atlanta CAR, 23-16

Cincinnati at Baltimore BAL, 27-3

Jacksonville at Houston HOU, 30-14

Las Vegas at Kansas City LV, 40-32

Denver at New England moved

Arizona at NY Jets ARZ, 30-10

Philadelphia at Pittsburgh PIT, 38-29

LA Rams at Washington LAR, 30-10

Miami at San Francisco MIA, 43-17

Indianapolis at Cleveland CLE, 32-23

NY Giants at Dallas DAL, 37-34

Minnesota at Seattle SEA, 27-26

Monday, October 12

LA Chargers at New Orleans NO, 30-27

TUESDAY, OCTOBER 13

^Buffalo at Tennessee TEN, 42-16

BYES: Green Bay, Detroit, New England, Denver

REGULAR SEASON WEEK 6

THURSDAY, OCTOBER 15

Kansas City at Buffalo moved

SUNDAY, OCTOBER 18 (* DATE CHANGE)

Atlanta at Minnesota ATL, 40-23

Chicago at Carolina CHI, 23-16

Cincinnati at Indianapolis IND, 31-27

Detroit at Jacksonville DET, 34-16

Washington at NY Giants NYG, 20-19

Baltimore at Philadelphia BAL, 30-28

Cleveland at Pittsburgh PIT, 38-7

Houston at Tennessee TEN, 42-36

^Denver at New England DEN, 18-12

Miami at Denver moved

NY Jets at LA Chargers moved

^NY Jets at Miami MIA, 24-0

Green Bay at Tampa Bay TB, 38-10

LA Rams at San Francisco SF, 24-16

Monday, October 19

Arizona at Dallas ARZ, 38-10

^Kansas City at Buffalo KC, 26-17

BYES: Seattle, New Orleans, Las Vegas, LA Chargers

REGULAR SEASON WEEK 7

THURSDAY, OCTOBER 22

NY Giants at Philadelphia PHI, 22-21

SUNDAY, OCTOBER 25 (* DATE CHANGE)

Detroit at Atlanta DET, 23-22

Pittsburgh at Baltimore moved

Cleveland at Cincinnati CLE, 37-34

Green Bay at Houston GB, 35-20

LA Chargers at Miami moved

Carolina at New Orleans NO, 27-24

Buffalo at NY Jets BUF, 18-10

Dallas at Washington WAS, 25-3

Kansas City at Denver KC, 43-16

Pittsburgh at Tennessee PIT, 27-24

San Francisco at New England SF, 33-6

^Jacksonville at LA Chargers LAC, 39-29

Tampa Bay at Las Vegas TB, 45-20

Seattle at Arizona ARZ, 37-34 OT

Monday, October 26

Chicago at LA Rams LAR, 24-10

BYES: Minnesota, Indianapolis, Miami, Baltimore

REGULAR SEASON WEEK 8

THURSDAY, OCTOBER 29

Atlanta at Carolina ATL, 25-17

SUNDAY, NOVEMBER 1 (* DATE CHANGE)

Minnesota at Green Bay MIN, 28-22

Pittsburgh at Baltimore PIT, 28-24

New England at Buffalo BUF, 24-21

Tennessee at Cincinnati CIN, 31-20

Las Vegas at Cleveland LV, 16-6

Indianapolis at Detroit IND, 41-21

NY Jets at Kansas City KC, 35-9

LA Rams at Miami MIA, 28-17

Jacksonville at LA Chargers moved

^LA Chargers at Denver DEN, 31-30

New Orleans at Chicago NO, 26-23 OT

San Francisco at Seattle SEA, 37-27

Dallas at Philadelphia PHI, 23-9

Monday, November 2

Tampa Bay at NY Giants TB, 25-23

BYES: Washington, Arizona, Houston, Jacksonville

REGULAR SEASON WEEK 9

THURSDAY, NOVEMBER 5

Green Bay at San Francisco GB, 34-17

SUNDAY, NOVEMBER 8

Detroit at Minnesota MIN, 34-20

Denver at Atlanta ATL, 34-27

Seattle at Buffalo BUF, 44-34

Baltimore at Indianapolis BAL, 24-10

Houston at Jacksonville HOU, 27-25

Carolina at Kansas City KC, 33-31

Chicago at Tennessee TEN, 24-17

NY Giants at Washington NYG, 23-20

Las Vegas at LA Chargers LV, 31-26

Miami at Arizona MIA, 34-31

Pittsburgh at Dallas PIT, 24-19

New Orleans at Tampa Bay NO, 38-3

Monday, November 9

New England at NY Jets NE, 30-27

BYES: Philadelphia, LA Rams, Cleveland, Cincinnati

REGULAR SEASON WEEK 10

THURSDAY, NOVEMBER 12

Indianapolis at Tennessee IND, 34-17

SUNDAY, NOVEMBER 15 (* DATE CHANGE)

Tampa Bay at Carolina TB, 46-23

Houston at Cleveland CLE, 10-7

Washington at Detroit DET, 30-27

Jacksonville at Green Bay GB, 24-20

Philadelphia at NY Giants NYG, 27-17

Cincinnati at Pittsburgh PIT, 36-10

NY Jets at Miami moved

Buffalo at Arizona ARI, 32-30

Denver at Las Vegas LV, 37-12

^LA Chargers at Miami MIA, 29-21

Seattle at LA Rams LAR, 23-16

San Francisco at New Orleans NO, 27-13

Baltimore at New England NE, 23-17

Monday, November 16, 2019

Minnesota at Chicago MIN, 19-13**BYES:** Kansas City, Dallas, Atlanta, NY Jets

REGULAR SEASON WEEK 11

THURSDAY, NOVEMBER 19

Arizona at Seattle SEA, 28-21

SUNDAY, NOVEMBER 22 (* DATE CHANGE)

Dallas at Minnesota DAL, 31-28

Tennessee at Baltimore TEN, 30-24

Detroit at Carolina CAR, 20-0

Philadelphia at Cleveland CLV 22-17

New England at Houston HOU, 27-20

Green Bay at Indianapolis IND, 34-31

Pittsburgh at Jacksonville PIT, 27-3

Atlanta at New Orleans NO, 24-9

Cincinnati at Washington WAS, 20-9

LA Chargers at Denvermoved
 ^NY Jets at LA Chargers..... LAC, 34-28
 ^Miami at DenverDEN, 20-13
 Kansas City at Las Vegas..... KC, 35-31
MONDAY, NOVEMBER 23
 LA Rams at Tampa Bay.....LAR, 27-24
BYES: San Francisco, NY Giants, Chicago, Buffalo

REGULAR SEASON WEEK 12
THURSDAY, NOVEMBER 26

Houston at Detroit.....HOU, 41-24
 Washington at Dallas.....WAS, 41-16
 Baltimore at Pittsburgh.....moved
SUNDAY, NOVEMBER 29

Carolina at Minnesota.....MIN, 28-27
 Las Vegas at Atlanta.....ATL, 43-6
 LA Chargers at Buffalo.....BUF, 27-17
 NY Giants at Cincinnati.....NYG, 19-17
 Tennessee at Indianapolis.....TEN, 45-26
 Cleveland at Jacksonville.....CLE, 27-25
 Arizona at New England.....NE, 20-17
 Miami at NY Jets.....MIA, 20-3
 New Orleans at Denver.....NO, 31-3
 San Francisco at LA Rams.....SF, 23-20
 Kansas City at Tampa Bay.....KC, 27-24
 Chicago at Green Bay.....GB, 41-25
MONDAY, NOVEMBER 30
 Seattle at Philadelphia.....SEA, 23-17
WEDNESDAY, DECEMBER 2 (^ DATE CHANGE)
 ^Seattle at Philadelphia.....2:40

REGULAR SEASON WEEK 13
THURSDAY, DECEMBER 3

Dallas at Baltimore.....moved
SUNDAY, DECEMBER 6
Jacksonville at Minnesota... MIN, 27-24 OT
 New Orleans at Atlanta.....NO, 21-16
 Detroit at Chicago.....DET, 34-30
 Indianapolis at Houston.....IND, 26-20
 Cincinnati at Miami.....MIA, 19-7
 Las Vegas at NY Jets.....LV, 31-28
 Washington at Pittsburgh.....moved
 Cleveland at Tennessee.....CLE, 41-35
 LA Rams at Arizona.....LAR, 38-28
 NY Giants at Seattle.....NYG, 17-12
 Philadelphia at Green Bay.....GB, 30-16
 New England at LA Chargers.....NE, 45-0
 Denver at Kansas City.....KC, 22-16
MONDAY, DECEMBER 7 (^ DATE CHANGE)
 ^Washington at Pittsburgh... WSH, 23-17
 Buffalo at San Francisco+.....BUF, 34-24
 (+in Glendale, AZ)

TUESDAY, DECEMBER 8 (^ DATE CHANGE)

^Dallas at Baltimore.....BAL, 34-17
BYES: Carolina, Tampa Bay

REGULAR SEASON WEEK 14

THURSDAY, DECEMBER 10

New England at LA Rams.....LAR, 24-3
SUNDAY, DECEMBER 13 (+in Glendale, AZ)
Minnesota at Tampa Bay.....TB, 26-14
 Denver at Carolina.....DEN, 32-27
 Houston at Chicago.....CHI, 36-7
 Dallas at Cincinnati.....DAL, 30-7
 Green Bay at Detroit.....GB, 31-24
 Tennessee at Jacksonville.....TEN, 31-10
 Kansas City at Miami.....KC, 33-27
 Arizona at NY Giants.....ARI, 26-7
 Indianapolis at Las Vegas.....IND, 44-27
 NY Jets at Seattle.....SEA, 40-3
 Atlanta at LA Chargers.....LAC, 20-17
 New Orleans at Philadelphia...PHI, 24-21
 Washington at San Francisco+ WAS, 23-15
 Pittsburgh at Buffalo.....BUF, 26-15
MONDAY, DECEMBER 14
 Baltimore at Cleveland.....BAL, 47-42

REGULAR SEASON WEEK 15

THURSDAY, DECEMBER 17

LA Chargers at Las Vegas.....LAC, 30-27
SATURDAY, DECEMBER 19
 Buffalo at Denver.....BUF, 48-19
 Carolina at Green Bay.....GB, 24-16
SUNDAY, DECEMBER 20

Chicago at Minnesota.....CHI, 33-27
 Tampa Bay at Atlanta.....TB, 31-27
 Jacksonville at Baltimore.....BAL, 40-14
 New England at Miami.....MIA, 22-12
 San Francisco at Dallas.....DAL, 41-33
 Seattle at Washington.....SEA, 20-15
 Houston at Indianapolis.....IND, 27-20
 Detroit at Tennessee.....TEN, 46-25
 NY Jets at LA Rams.....NYJ, 23-20
 Philadelphia at Arizona.....ARZ, 33-26
 Kansas City at New Orleans.....KC, 32-29
 Cleveland at NY Giants.....CLE, 20-6
MONDAY, DECEMBER 21
 Pittsburgh at Cincinnati.....7:15

REGULAR SEASON WEEK 16

THURSDAY, DECEMBER 25

Minnesota at New Orleans.....3:30
SATURDAY, DECEMBER 26
 Tampa Bay at Detroit.....Noon
 San Francisco at Arizona.....3:30
 Miami at Las Vegas.....7:15

SUNDAY, DECEMBER 27

NY Giants at Baltimore.....Noon
 Cincinnati at Houston.....Noon
 Chicago at Jacksonville.....Noon
 Atlanta at Kansas City.....Noon
 Indianapolis at Pittsburgh.....Noon
 Carolina at Washington.....Noon
 Cleveland at NY Jets.....Noon
 LA Rams at Seattle.....3:05
 Denver at LA Chargers.....3:05
 Philadelphia at Dallas.....3:25
 Tennessee at Green Bay.....7:20

MONDAY, DECEMBER 28

Buffalo at New England.....7:15

REGULAR SEASON WEEK 17

SUNDAY, JANUARY 3

Minnesota at Detroit.....Noon
 Miami at Buffalo.....Noon
 New Orleans at Carolina.....Noon
 Green Bay at Chicago.....Noon
 Baltimore at Cincinnati.....Noon
 Pittsburgh at Cleveland.....Noon
 Tennessee at Houston.....Noon
 Jacksonville at Indianapolis.....Noon
 LA Chargers at Kansas City.....Noon
 NY Jets at New England.....Noon
 Dallas at NY Giants.....Noon
 Washington at Philadelphia.....Noon
 Atlanta at Tampa Bay.....Noon
 Las Vegas at Denver.....3:25
 Arizona at LA Rams.....3:25
 Seattle at San Francisco.....3:25

PLAYOFFS

AFC/NFC WILD CARD PLAYOFFS

SATURDAY, JANUARY 9

SUNDAY, JANUARY 10

AFC/NFC DIVISIONAL PLAYOFFS

SATURDAY, JANUARY 16

SUNDAY, JANUARY 17

AFC/NFC CHAMPIONSHIP GAMES

SUNDAY, JANUARY 24

SUPER BOWL LV, TAMPA

SUNDAY, FEBRUARY 7

